

REGIONAL FLOOD CONTROL DISTRICT



NOTICE OF PUBLIC MEETING

CLARK COUNTY REGIONAL FLOOD CONTROL DISTRICT TECHNICAL ADVISORY COMMITTEE

NOVEMBER 21, 2019
9:00 A.M.

RFCD/RTC ADMINISTRATION BUILDING
FIRST FLOOR MEETING ROOM #108
600 SOUTH GRAND CENTRAL PARKWAY
LAS VEGAS, NEVADA 89106

****FOR ADDITIONAL INFORMATION CONTACT:**

DEANNA M. HUGHES, BOARD SECRETARY
600 SOUTH GRAND CENTRAL PARKWAY, SUITE 300
LAS VEGAS, NEVADA 89106
(702) 685-0000

TT/TDD: Relay Nevada toll free (800) 326-6868

This meeting has been properly noticed and posted at the following locations:

Clark County Regional Flood Control District 600 South Grand Central Parkway Las Vegas, Nevada 89106	Clark County Regional Flood Control District Website www.regionalflood.org
Clark County Government Center 500 South Grand Central Parkway Las Vegas, Nevada 89155	City of Boulder City 401 California Boulder City, Nevada 89005
City of Henderson 240 Water Street Henderson, Nevada 89015	City of Las Vegas 495 S. Main Street Las Vegas, Nevada 89101
City of Mesquite 10 East Mesquite Boulevard Mesquite, Nevada 89027	City of North Las Vegas 2250 Las Vegas Boulevard North Ste. 800 North Las Vegas, Nevada 89030
The Notice, Agenda, and Agenda Full-Backup have been posted on the District's Website at www.regionalflood.org	The Notice has been posted on the State of Nevada Public Notice Website at https://notice.nv.gov/

By: _____

C. Ramey

****Supporting material available upon request.**

1. **Comments By the General Public**

This is a period devoted to comments by the general public about items on **this** agenda. If you wish to speak to the Regional Flood Control District Technical Advisory Committee about items within its jurisdiction but not appearing on this agenda, you must wait until the “Comments By the General Public” period listed at the end of this agenda. Comments will be limited to three minutes. Please step up to the speaker’s podium, clearly state your name and address and please **spell** your last name for the record. If any member of the Regional Flood Control District Technical Advisory Committee wishes to extend the length of a presentation, this will be done by the Chairman or the Regional Flood Control District Technical Advisory Committee by majority vote.

REGIONAL FLOOD CONTROL DISTRICT



**AGENDA
CLARK COUNTY REGIONAL FLOOD CONTROL DISTRICT
TECHNICAL ADVISORY COMMITTEE
NOVEMBER 21, 2019
9:00 A.M.**

- Items on the agenda may be taken out of order.
- The Regional Flood Control District Technical Advisory Committee may combine two or more agenda items for consideration.
- The Regional Flood Control District Technical Advisory Committee may remove an item from the agenda or delay discussion relating to an item on the agenda at any time.

I. Call to Order

1. Comments By the General Public

This is a period devoted to comments by the general public about items on **this** agenda. If you wish to speak to the Regional Flood Control District Technical Advisory Committee about items within its jurisdiction but not appearing on this agenda, you must wait until the “Comments By the General Public” period listed at the end of this agenda. Comments will be limited to three minutes. Please step up to the speaker’s podium, clearly state your name and address and please **spell** your last name for the record. If any member of the Regional Flood Control District Technical Advisory Committee wishes to extend the length of a presentation, this will be done by the Chairman or the Regional Flood Control District Technical Advisory Committee by majority vote.

2. Action to approve the agenda with deletion of any items (*For possible action*)

a. Action to elect a Vice-Chair (*For possible action*)

3. Action to approve the minutes of the October 31, 2019 meeting (*For possible action*)

II. Administration

4. Action to accept the financial reports (*For possible action*)

5. Action to adopt amendments to the Ten-Year Construction Program (*For possible action*)
6. Receive the Maintenance Work Program First Quarter Fiscal Year 2019-20 status reports as submitted by the entities
7. Action to approve the third amendment to the agreement with Briscoe Ivester & Bazel LLP to provide legal consulting services regarding the National Pollutant Discharge Elimination System (*For possible action*)

III. Design and Construction

8. Action to approve the supplemental interlocal contracts for design and construction to extend the project completion date for the following projects (*For possible action*):
 - a. Second Supplemental – Flamingo – Boulder Highway North, Boulder Hwy., Sahara to Charleston – City of Las Vegas
 - b. Fourth Supplemental – Local Drainage Improvements – Buckskin Avenue Storm Drain – City of Las Vegas
 - c. Seventh Supplemental – Freeway Channel – Washington, MLK to Rancho Drive – City of Las Vegas
 - d. Sixth Supplemental – Freeway Channel – Washington, MLK to Rancho Drive – City of Las Vegas
 - e. Second Supplemental – Pittman North Detention Basin and Outfall, Phase III – City of Henderson
9. Action to approve the interlocal contract for design for Pittman – Sunset, Galleria to Foster – City of Henderson (*For possible action*)
10. **Comments By the General Public**

A period devoted to comments by the general public about matters relevant to the Regional Flood Control District Technical Advisory Committee jurisdiction will be held. No vote may be taken on a matter not listed on the posted agenda. Comments will be limited to three minutes. Please step up to the speaker's podium, clearly state your name and address and please **spell** your last name for the record. If any member of the Regional Flood Control District Technical Advisory Committee wishes to extend the length of a presentation, this will be done by the Chairman or the Regional Flood Control District Technical Advisory Committee by majority vote. All comments by speakers should be relevant to the

Regional Flood Control District
Technical Advisory Committee Agenda
November 21, 2019
Page 3

Regional Flood Control District Technical Advisory Committee action and jurisdiction.

MINUTES
CLARK COUNTY REGIONAL FLOOD CONTROL DISTRICT
TECHNICAL ADVISORY COMMITTEE
OCTOBER 31, 2019
9:00 A.M.

These minutes are prepared in compliance with NRS 241.035. Text is in summarized rather than verbatim format. For complete contents, please refer to meeting tapes on file at the Regional Flood Control District offices.

MEETING NOTICES: Public Notices of this meeting were properly posted by Cristle Ramey of the Regional Flood Control District in the following locations: Boulder City City Hall, Clark County Government Center, Henderson City Hall, Las Vegas City Hall, Mesquite City Hall, North Las Vegas City Hall, Clark County Regional Flood Control District Offices, Clark County Regional Flood Control District Website (www.regionalflood.org), and the State of Nevada Public Notice Website (<https://notice.nv.gov/>).

CALL TO ORDER: Mr. Edward McGuire, Chair, City of Henderson, called the meeting to order at 9:00 a.m., in Room 108, 600 South Grand Central Parkway, with the following members present:

MEMBERS PRESENT: Edward McGuire, Chair, City of Henderson
Keegan Littrell, City of Boulder City
Thomas Brady, City of North Las Vegas
Mark Sorensen, City of Las Vegas, Alternate
Denis Cederburg, Clark County
Travis Anderson, City of Mesquite
Joseph Leedy, Clark County Water Reclamation District, Alternate

MEMBERS ABSENT: Allen Pavelka, Vice-Chair, City of Las Vegas
Mike Janssen, City of Las Vegas
John Solvie, Clark County Water Reclamation District

STAFF: Steven C. Parrish, General Manager/Chief Engineer
Andrew R. Trelease, Assistant General Manager
Christopher Figgins, Chief Deputy District Attorney
Todd Myers, Engineering Director
Jeanine Pitts-Dilworth, Administrative Services Director
John Tennert, Environmental Mitigation Manager
Erin Neff, Public Information Manager
Ching Wang, Senior Civil Engineer
Debra Yamachika, Senior Civil Engineer
Edward Demars, Associate Engineer
Deanna Hughes, Administrative Services Administrator
Jessica Butte, Fiscal Services Administrator

Jessica Acuña, Public Information Coordinator
Sherry Allen, Office Services Manager

I. Call to Order

Mr. Edward McGuire, Chair, City of Henderson, called the Technical Advisory Committee meeting to order at 9:00 a.m. in Room 108 of the RFCD/RTC Administration Building.

1. Comments By the General Public

There was no response to the call of Comments By the General Public.

2. Action to approve the agenda with deletion of any items (*For possible action*)

Staff recommends approval.

Mr. Anderson moved for approval of the agenda.

7 AYES – 0 NAYS

Motion Carried

a. Discussion and action to reschedule the meeting dates of November 28, 2019 and December 26, 2019 due to the Holidays (*For possible action*)

Mr. Parrish stated that due to the November 28, 2019 meeting date being on Thanksgiving and the December 26, 2019 meeting date falling one day after the Holiday, a recommendation is being made to change the November 28, 2019 meeting date to November 21, 2019 and the December 26, 2019 meeting date to December 19, 2019 for the Technical Advisory Committee meeting.

Mr. Anderson moved to follow staff recommendation to approve the rescheduled meeting dates.

7 AYES – 0 NAYS

Motion Carried

3. Action to approve the minutes of the September 26, 2019 meeting (*For possible action*)

Upon a motion by Mr. Brady, the minutes of the September 26, 2019 meeting were approved.

7 AYES – 0 NAYS

Motion Carried

II. Administration

4. Action to accept the financial reports (*For possible action*)

Mr. Parrish stated that the report is in the agenda and the most current sales tax handout was distributed to the committee. The sales tax is showing that \$420,000 more than estimated was received, which equals approximately 4 ½ percent. The numbers indicate that District is about 2.6 percent above estimate with only being two months into 2019.

Staff recommends acceptance of the financial reports.

Mr. Littrell moved to follow staff recommendation.

7 AYES – 0 NAYS

Motion Carried

5. Action to adopt amendments to the Ten-Year Construction Program (*For possible action*)

Mr. Parrish stated that these are amendments for fiscal impacts that occur later in the agenda.

Staff recommends approval.

Mr. Anderson moved to follow staff recommendation.

7 AYES – 0 NAYS

Motion Carried

6. Action to adopt amendments to the RFCD Policies and Procedures Manual – 2019 annual review/update (*For possible action*)

Mr. Parrish stated the following changes are being proposed:

- **Section I – Organization** – Changing the language to state that a member’s primary residence must be in the jurisdiction they are representing.
- **Section I.G.1.c** – Increases the General Manager’s signature authority from \$50,000 to \$100,000 without Board approval.
- **Section IV – Project Administration** –
 - **Section IV.C.6** – Increases the General Manager’s signature authority on Change Orders from \$50,000 to \$100,000.
- **Section V – Payment for Projects funded by Interlocal Contracts** -
- **Section V.A.A.a.1-6** - Clarifies what costs are being paid by the District and what is eligible for reimbursement.
- **Section V.D.A.b.2-4**- Redefines the waiver requirement for the cap on engineering percentage costs for both design interlocal contracts and construction interlocal contracts. Proposing to increase the cap from seventeen (17%) percent to twenty (20%) percent, equally split between the two. If the cap is exceeded a waiver will be required.
- **Section VI – Interlocal Contracts** –
 - **Section VI.B** - Entity labor cost was added with no additional changes.
 - **Section VI.C.3.d** – A written request must be made to the District and approved by the Board to change the cost of the phases of the project by reallocation of funds. Entity approval no longer required.
 - **Section VI.C.4.j** – Clarifying construction and design phases.
 - **Section VI.E.4.a** – Clarifying what eligible to be reimbursed.
 - **Section IX – Consultants** – Increases the signature authority for the General Manager from \$50,000 to \$100,000 for contracts.
- **Exhibits** –
Exhibit A thru J are the change points for the items discussed above. Exhibit J concerns Professional Services.

Staff recommends approval.

Mr. Littrell moved to follow staff recommendation.

7 AYES – 0 NAYS
Motion Carried

7. Action to accept the Fiscal Year 2018-19 Maintenance Work Program final accounting reports and close out the interlocal contracts (*For possible action*)

Mr. Parrish stated the report was in the back-up, the total amount spent was approximately \$11 million of the \$14 million budget. The project is at 78% percent, which is where this project should be.

Staff recommends acceptance of the report.

Mr. Brady moved to follow staff recommendation.

**7 AYES – 0 NAYS
Motion Carried**

III. Design and Construction

8. Action to approve the fourth supplemental interlocal contract for design to increase funding for Town Wash – Mesa Boulevard, El Dorado to Town Wash – City of Mesquite (*For possible action*)

Mr. Parrish stated this is a fourth supplemental interlocal contract to increase funding to \$43,868.75 to pay for mitigation of the environmental program.

Staff recommends approval.

Mr. Anderson moved to follow staff recommendation.

**7 AYES – 0 NAYS
Motion Carried**

9. Hemenway System, Phase IIB Improvements – City of Boulder City (*For possible action*)

- a. Action to accept the project presentation

Mr. Brandon Doty, P. E., Advantage Civil Design Group, LLP, made a presentation.

Staff recommends accepting the project presentation.

Mr. Littrell moved to follow staff recommendation.

7 AYES – 0 NAYS
Motion Carried

- b. Action to approve the interlocal contract for construction

Mr. Parrish stated that this is an interlocal contract for construction management and construction in the amount of \$4,669,036. There are sufficient funds available.

Staff recommends approval.

Mr. Littrell moved to follow staff recommendation.

7 AYES – 0 NAYS
Motion Carried

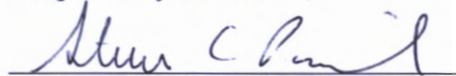
10. Comments By the General Public

There was no response to the call of Comments By the General Public.


ADJOURNMENT

The meeting adjourned at 9:16 a.m.

Respectfully submitted,




Steven C. Parrish, P.E.
General Manager/Chief Engineer



Edward McGuire, Chair
City of Henderson

Attest December 7 2019



Deanna Hughes
Board Secretary

/sa/dd

CLARK COUNTY
REGIONAL FLOOD CONTROL DISTRICT
AGENDA ITEM

SUBJECT:

MID-YEAR ELECTION

PETITIONER:

STEVEN C. PARRISH, P.E., GENERAL MANAGER/CHIEF ENGINEER

RECOMMENDATION OF PETITIONER:

ELECT A VICE-CHAIR (FOR POSSIBLE ACTION)

FISCAL IMPACT:

None.

BACKGROUND:

At the July 25, 2019 Technical Advisory Committee (TAC) meeting, annual elections were held. The committee approved the nomination of Edward McGuire, City of Henderson as Chair and Allen Pavelka, City of Las Vegas as Vice-Chair. Due to the resignation of Allen Pavelka, Vice-Chair, a mid-year election is required to nominate and approve a Vice-Chair to serve the remainder of the term.

Respectfully submitted,



Steven C. Parrish, P.E.
General Manager/Chief Engineer

TAC AGENDA
ITEM #02a
Date: 11/21/19

CLARK COUNTY
REGIONAL FLOOD CONTROL DISTRICT
AGENDA ITEM

SUBJECT:
FINANCIAL REPORTS – OCTOBER 2019
PETITIONER:
STEVEN C. PARRISH, P.E., GENERAL MANAGER/CHIEF ENGINEER
RECOMMENDATION OF PETITIONER:
ACCEPT THE REPORTS (FOR POSSIBLE ACTION)

FISCAL IMPACT: None

BACKGROUND: The financial reports for October 2019, are submitted for your review:

<u>Section</u>	<u>Description</u>	<u>Page(s)</u>
A - Fund 2860	Fund Balance Report	1
	Appropriation Balance Report – FY 2018-19	2
	Appropriation Balance Report – FY 2019-20	3
	Sales Tax Revenue Report – FY 2018-19	4
	Sales Tax Revenue Report – FY 2019-20	5
	Monthly Expenditure Summary Report	6
B - Fund 2870	Fund Balance Report	7
	Maintenance Work Program Monthly Expenditures	8-11
	Maintenance Work Program Status Report – FY 2020	12-13
C - Fund 3300	Fund Balance Report	14
D - Fund 4430	Fund Balance Report	15
	Monthly Expenditure Report	16-17

TAC AGENDA ITEM #04 DATE: 11/21/19	RFCD AGENDA ITEM # DATE: 12/12/19
CAC AGENDA ITEM #04 DATE: 12/02/19	

E - Summary

Pay-As-You-Go Funded – Current Project Expense Summary	18-43
Bond Funded – Current Project Expense Summary	44-49
Capital Improvement Program – Open Projects Summary	50
Pay-As-You-Go Funding – Cumulative Reporting	51-63
Bond Funding – Cumulative Reporting.....	64-68
FY 2019-20 Projects Funded Summary	69-70
Estimated Funding Schedule	71

Respectfully submitted,

Jeanine Pitts-Dilworth
 Jeanine Pitts-Dilworth
 Administrative Services Director

TAC AGENDA ITEM #04 DATE: 11/21/19	RFCD AGENDA ITEM # DATE: 12/12/19
CAC AGENDA ITEM #04 DATE: 12/2/19	

REGIONAL FLOOD CONTROL DISTRICT
 FUND 2860 - OPERATING FUND
 FUND BALANCE REPORT
 OCTOBER 2019

BEGINNING CASH BALANCE:	\$ 9,439,756.32	
Accruals/Adjustments	<u>(2,511.32)</u>	
	TOTAL BEGINNING BALANCE	\$ 9,437,245.00
REVENUES:		
Sales Tax Revenue (Collected August 2019)	9,567,227.26	
Interest Earnings	7,431.25	
Fund 4430 - Transfer In Interest Earnings	61,538.46	
Build America Bonds Rebate	-	
Sale of Materials	-	
Miscellaneous Other Revenue	470.21	
Petty Cash Reimbursements	-	
Miscellaneous Accruals/Adjustments	<u>19,136.59</u>	
	TOTAL REVENUES	\$ 9,655,803.77
EXPENDITURES:		
Salaries & Benefits	(401,896.84)	
Services & Supplies	(93,278.42)	
Professional Services	(167,655.68)	
Capital Expenditures	-	
Fund 2870 - Transfer Out Maintenance Work Program	(900,000.00)	
Fund 3300 - Transfer Out Debt Service	(4,294,038.87)	
Fund 4430 - Transfer Out Budgeted Transfers	(3,580,000.00)	
Accruals/Adjustments		
Accounts Payable	-	
Miscellaneous Accruals/Adjustments	<u>46,279.20</u>	
	TOTAL EXPENSES	\$ <u>(9,390,590.61)</u>
ENDING CASH BALANCE:		<u>\$ 9,702,458.16</u>

REGIONAL FLOOD CONTROL DISTRICT
 FUND 2860 - OPERATING FUND
 APPROPRIATION BALANCE REPORT
 FISCAL YEAR 2018-19

REVENUES/FINANCING SOURCES

	BUDGET	ACTUAL	ENCUMBRANCE/ ILC	UNREALIZED	% UNREALIZED
Revenues	\$ 108,309,352.00	\$ 113,943,360.83	N/A	\$ (5,634,008.83)	-5%
Other Sources	<u>800,000.00</u>	<u>800,000.00</u>	<u>N/A</u>	<u>-</u>	<u>0%</u>
TOTAL	\$ 109,109,352.00	\$ 114,743,360.83	N/A	\$ (5,634,008.83)	-5%

EXPENDITURES/TRANSFERS

	BUDGET	ACTUAL	ENCUMBRANCE/ ILC	AVAILABLE	% AVAILABLE
Expenditures (1)	\$ 9,748,604.00	\$ 7,111,564.49	\$ -	\$ 2,637,039.51	27%
Transfers Out					
Debt Service	39,270,425.00	41,563,811.78	-	(2,293,386.78)	-6%
MWP	12,000,000.00	12,000,000.00	-	-	0%
CIP (1,2)	<u>54,000,000.00</u>	<u>51,706,613.22</u>	<u>-</u>	<u>2,293,386.78</u>	<u>4%</u>
TOTAL	\$ 115,019,029.00	\$ 112,381,989.49	\$ -	\$ 2,637,039.51	2%

Notes:

- (1) Includes Budget Augmentation Approved 12/13/18.
- (2) Includes Local Drainage program.

REGIONAL FLOOD CONTROL DISTRICT
 FUND 2860 - OPERATING FUND
 APPROPRIATION BALANCE REPORT
 FISCAL YEAR 2019-20

REVENUES/FINANCING SOURCES

	BUDGET	ACTUAL	ENCUMBRANCE/ ILC	UNREALIZED	% UNREALIZED
Revenues	\$ 113,432,651.00	\$ 20,086,704.24	N/A	\$ 93,345,946.76	82%
Other Sources	800,000.00	246,153.84	N/A	553,846.16	69%
TOTAL	\$ 114,232,651.00	\$ 20,332,858.08	N/A	\$ 93,899,792.92	82%

EXPENDITURES/TRANSFERS

	BUDGET	ACTUAL	ENCUMBRANCE/ ILC	AVAILABLE	% AVAILABLE
Expenditures	\$ 10,409,100.00	\$ 2,362,938.44	\$ 2,343,036.27	\$ 5,703,125.29	55%
Transfers Out					
Debt Service	52,600,000.00	20,631,612.60	-	31,968,387.40	61%
MWP	11,000,000.00	2,000,000.00	-	9,000,000.00	82%
CIP (1)	43,000,000.00	7,160,000.00	-	35,840,000.00	83%
TOTAL	\$ 117,009,100.00	\$ 32,154,551.04	\$ 2,343,036.27	\$ 82,511,512.69	71%

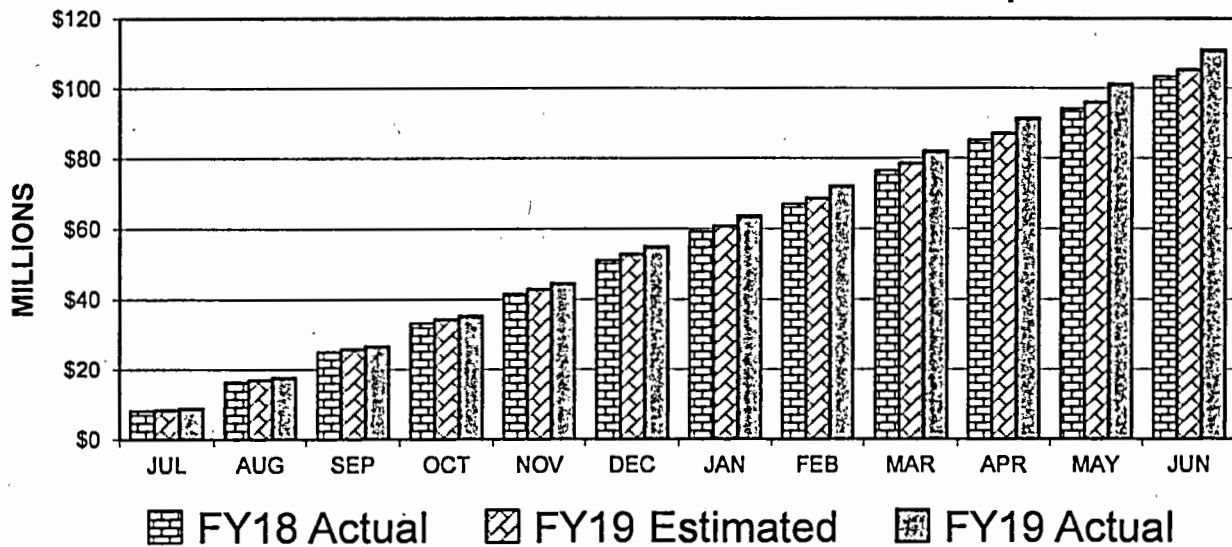
Notes:

(1) Includes Local Drainage program.

**SALES TAX REVENUE REPORT
REGIONAL FLOOD CONTROL DISTRICT
FISCAL YEAR 2018-19
MODIFIED ACCRUAL BASIS**

MONTH SALES TAX COLLECTED BY MERCHANT	1/4 CENT SALES TAX ESTIMATE (as approved April 12, 2018)	ACTUAL SALES TAX REVENUES	DIFFERENCE OVER/(UNDER) ESTIMATE	PERCENT +/- FROM ESTIMATE
JULY	\$ 8,337,216.43	\$ 8,812,912.62	\$ 475,696.19	5.71%
AUGUST	8,503,452.27	8,803,958.07	300,505.80	3.53%
SEPTEMBER	8,856,367.65	8,991,766.94	135,399.29	1.53%
OCTOBER	8,501,254.63	8,633,436.49	132,181.86	1.55%
NOVEMBER	8,610,430.36	9,320,225.70	709,795.34	8.24%
DECEMBER	9,901,526.75	10,371,886.68	470,359.93	4.75%
JANUARY	8,053,625.31	8,645,825.21	592,199.90	7.35%
FEBRUARY	7,802,944.08	8,395,602.01	592,657.93	7.60%
MARCH	9,978,678.81	10,073,740.52	95,061.71	0.95%
APRIL	8,474,253.85	9,343,520.07	869,266.22	10.26%
MAY	8,895,566.19	9,790,179.95	894,613.76	10.06%
JUNE	9,384,683.67	9,744,674.46	359,990.79	3.84%
TOTAL:	\$ 105,300,000.00	\$ 110,927,728.72	\$ 5,627,728.72	5.34%

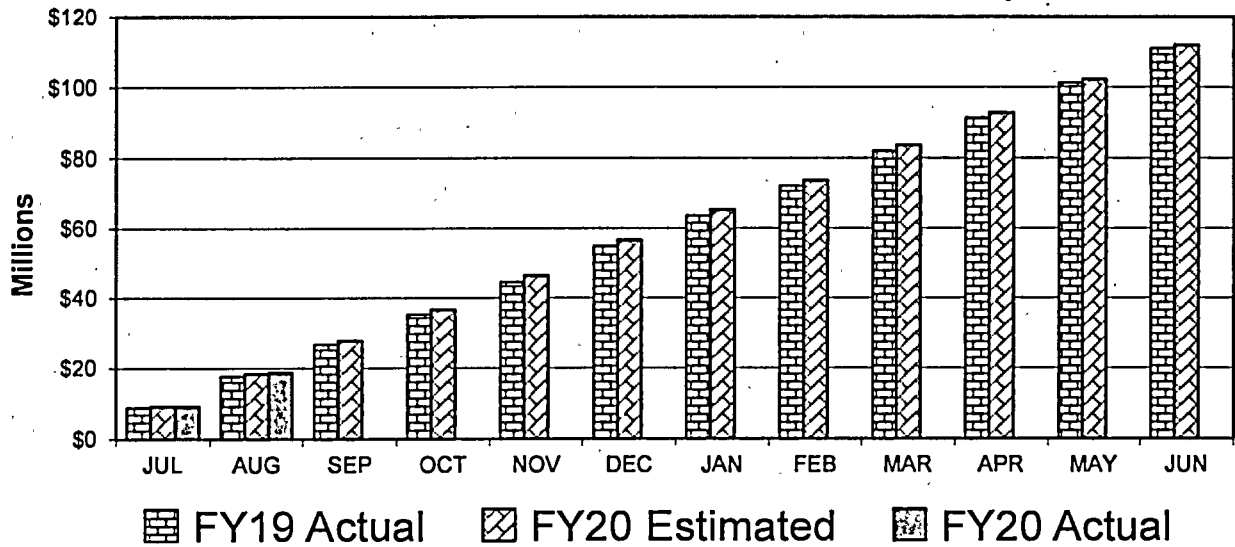
Estimated vs Actual Cumulative Sales Tax Receipts



SALES TAX REVENUE REPORT
 REGIONAL FLOOD CONTROL DISTRICT
 FISCAL YEAR 2019-20
 MODIFIED ACCRUAL BASIS

MONTH SALES TAX COLLECTED BY MERCHANT	1/4 CENT SALES TAX ESTIMATE (as approved April 11, 2019)	ACTUAL SALES TAX REVENUES	DIFFERENCE OVER/(UNDER) ESTIMATE	PERCENT +/- FROM ESTIMATE
JULY	\$ 9,165,429.12	\$ 9,217,019.59	\$ 51,590.47	0.56%
AUGUST	9,147,312.43	9,567,227.26	419,914.83	4.59%
SEPTEMBER	9,351,437.62			
OCTOBER	8,978,773.95			
NOVEMBER	9,720,995.41			
DECEMBER	10,288,967.62			
JANUARY	8,654,068.05			
FEBRUARY	8,256,976.72			
MARCH	10,121,264.69			
APRIL	9,108,670.68			
MAY	9,408,410.30			
JUNE	9,697,693.41			
TOTAL:	\$ 111,900,000.00	\$ 18,784,246.85	\$ 471,505.30	2.57%

Estimated vs Actual Cumulative Sales Tax Receipts



Schedule of Monthly Expenditures - Summary
Fund 2860 - Operating Fund
10/1/2019 to 10/31/2019

<u>Fiscal Year</u>	<u>Account #</u>	<u>Account Name</u>	<u>Amount</u>
2020	61*/62*	Salaries and Benefits	401,896.84
	630000	Other Professional Services	157,581.28
	635000	Pro Svcs-Legal	10,074.40
	640310	R & M-Facilities	11,816.03
	640320	R & M-Equipment	4,801.45
	640340	R & M-Vehicles	1,306.04
	641000	Other Rental Expense	457.66
	644610	Information System Services	1,973.69
	645000	Other Insurance	206.35
	646100	Telephone-Local	314.84
	646120	Cell Phones/Beepers	698.87
	648100	Printing/Reproduction	231.83
	649000	Other Travel	98.22
	649100	Airfare	723.92
	649200	Lodging	1,388.64
	649300	Auto	168.54
	649400	Meals	612.00
	649500	Registration/Training	3,415.00
	649510	Travel/Training	274.00
	663000	Operating Supplies	50,129.47
	663100	Other Medical Supplies	27.50
	663200	Food	285.56
	663400	Office Supplies	1,032.73
	663430	Books	31.90
	663610	Computers & Supplies	149.00
	670100	Electricity	1,783.62
	670500	Disposal	84.21
	679200	Licenses & Taxes	161.85
	679220	Software Licenses	1,125.50
	679300	Dues	9,812.00
	679410	Education & Training	130.00
	679600	Postage	38.00
		Fiscal Year Total	\$662,830.94
		Grand Total	\$662,830.94

REGIONAL FLOOD CONTROL DISTRICT
 FUND 2870 - FACILITIES MAINTENANCE FUND
 FUND BALANCE REPORT
 OCTOBER 2019

BEGINNING CASH BALANCE:	\$ 8,403,071.78	
Accruals/Adjustments	<u>-</u>	
 TOTAL BEGINNING CASH BALANCE:		 \$ 8,403,071.78
 REVENUES:		
Interest Income	12,687.69	
Fund 2860 - Transfer In Maintenance Work Program	900,000.00	
Miscellaneous Other Revenue/Adjustments	<u>-</u>	
 TOTAL MONTHLY REVENUES		 \$ 912,687.69
 EXPENDITURES:		
Services & Supplies	(420,925.63)	
Maintenance Work Program Expenditures	-	
Accruals/Adjustments		
Miscellaneous Accruals/Adjustments	-	
Contract Retention Payable	-	
Contract Retention Interest Payable	-	
Accounts Payable	<u>-</u>	
 TOTAL MONTHLY EXPENSES		 \$ <u>(420,925.63)</u>
 ENDING CASH BALANCE:		 \$ <u><u>8,894,833.84</u></u>

**Regional Flood Control District
 Monthly Expenditures
 Maintenance Work Program
 10/1/2019 to 10/31/2019**

Fiscal Year - 2020

<u>Vendor</u>	<u>Facility</u>	<u>Invoice No.</u>	<u>Inv. Date</u>	<u>P.O. Number</u>	<u>Date Paid</u>	<u>Amount</u>
ATKINS NORTH AMERICA INC	RF.HN65	1911633	09/06/2019	4500307668	10/03/2019	\$3,377.31
ATKINS NORTH AMERICA INC	RF.HN65	1912979	09/25/2019	4500307668	10/03/2019	\$1,336.57
BRAGG INVESTMENT COMPANY INC	RF.HN65	612182	08/07/2019	4500306977	10/30/2019	\$600.00
CAPRIATI CONSTRUCTION CORP INC	#Error	INT46500013 70419	10/09/2019	none	10/10/2019	\$1.79
CASHMAN EQUIPMENT RENTAL CO LLC	RF.HN69	I72495022	07/01/2019	4500306664	10/16/2019	\$1,125.25
CASHMAN EQUIPMENT RENTAL CO LLC	RF.HN69	I7249801	07/01/2019	4500306664	10/16/2019	\$478.21
CASHMAN EQUIPMENT RENTAL CO LLC	RF.HN69	I7249801	07/01/2019	4500306664	10/16/2019	\$1,227.80
CASHMAN EQUIPMENT RENTAL CO LLC	RF.HN69	I7249801	07/01/2019	4500306664	10/16/2019	\$103.39
CASHMAN EQUIPMENT RENTAL CO LLC	RF.HN69	I7256301	07/01/2019	4500306664	10/16/2019	\$664.80
CASHMAN EQUIPMENT RENTAL CO LLC	RF.HN69	I7256401	07/01/2019	4500306664	10/23/2019	\$50.50
CASHMAN EQUIPMENT RENTAL CO LLC	RF.HN69	I7276701	07/01/2019	4500306664	10/16/2019	\$746.50
CASHMAN EQUIPMENT RENTAL CO LLC	RF.HN69	I7284201	07/01/2019	4500306664	10/16/2019	\$409.05
CASHMAN EQUIPMENT RENTAL CO LLC	RF.HN69	I7355901	07/29/2019	4500306664	10/30/2019	\$1,324.65
CASHMAN EQUIPMENT RENTAL CO LLC	RF.HN69	I7525301	09/26/2019	4500306664	10/16/2019	\$216.25
CITY OF BOULDER CITY	RF.BC01	3888	10/10/2019	4500306665	10/18/2019	\$1,056.80
CITY OF BOULDER CITY	RF.BC01	3888	10/10/2019	4500306665	10/18/2019	\$13,929.74
CITY OF BOULDER CITY	RF.BC01	3888	10/10/2019	4500306665	10/18/2019	\$13,203.16
CITY OF BOULDER CITY	RF.BC01	3888	10/10/2019	4500306665	10/18/2019	\$10,890.00
CITY OF BOULDER CITY	RF.BC02	3888	10/10/2019	4500306665	10/18/2019	\$816.90
CITY OF BOULDER CITY	RF.BC02	3888	10/10/2019	4500306665	10/18/2019	\$575.18
CITY OF BOULDER CITY	RF.BC03	3888	10/10/2019	4500306665	10/18/2019	\$623.56
CITY OF BOULDER CITY	RF.BC03	3888	10/10/2019	4500306665	10/18/2019	\$649.56
CITY OF BOULDER CITY	RF.BC03	3888	10/10/2019	4500306665	10/18/2019	\$632.50
CITY OF BOULDER CITY	RF.BC04	3888	10/10/2019	4500306665	10/18/2019	\$989.98
CITY OF HENDERSON	RF.HN65	MSC5032090	10/02/2019	4500306666	10/16/2019	\$1,728.00
CITY OF HENDERSON	RF.HN65	MSC5032196	10/16/2019	4500306666	10/30/2019	\$11,482.38
CITY OF HENDERSON	RF.HN65	MSC5032197	10/16/2019	4500306666	10/30/2019	\$6,186.71
CITY OF HENDERSON	RF.HN65	MSC5032197	10/16/2019	4500306666	10/30/2019	\$4,353.82
CITY OF HENDERSON	RF.HN65	MSC5032197	10/16/2019	4500306666	10/30/2019	\$2,332.42
CITY OF HENDERSON	RF.HN65	MSC5032197	10/16/2019	4500306666	10/30/2019	\$301.91
CITY OF HENDERSON	RF.HN65	MSC5032197	10/16/2019	4500306666	10/30/2019	\$4,413.07

**Regional Flood Control District
 Monthly Expenditures
 Maintenance Work Program
 10/1/2019 to 10/31/2019**

<u>Vendor</u>	<u>Facility</u>	<u>Invoice No.</u>	<u>Inv. Date</u>	<u>P.O. Number</u>	<u>Date Paid</u>	<u>Amount</u>
CITY OF HENDERSON	RF.HN65	MSC5032203	10/16/2019	4500306666	10/28/2019	\$14,105.44
CITY OF HENDERSON	RF.HN65	MSC5032204	10/16/2019	4500306666	10/28/2019	\$166.30
CITY OF HENDERSON	RF.HN65	MSC5032204	10/16/2019	4500306666	10/28/2019	\$416.62
CITY OF HENDERSON	RF.HN65	MSC5032204	10/16/2019	4500306666	10/28/2019	\$258.32
CITY OF HENDERSON	RF.HN65	MSC5032204	10/16/2019	4500306666	10/28/2019	\$88.79
CITY OF HENDERSON	RF.HN66	MSC5032196	10/16/2019	4500306666	10/30/2019	\$740.20
CITY OF HENDERSON	RF.HN66	MSC5032197	10/16/2019	4500306666	10/30/2019	\$87.74
CITY OF HENDERSON	RF.HN66	MSC5032203	10/16/2019	4500306666	10/28/2019	\$743.81
CITY OF HENDERSON	RF.HN66	MSC5032204	10/16/2019	4500306666	10/28/2019	\$181.35
CITY OF HENDERSON	RF.HN67	MSC5032196	10/16/2019	4500306666	10/30/2019	\$740.20
CITY OF HENDERSON	RF.HN67	MSC5032197	10/16/2019	4500306666	10/30/2019	\$80.45
CITY OF HENDERSON	RF.HN67	MSC5032203	10/16/2019	4500306666	10/28/2019	\$660.65
CITY OF HENDERSON	RF.HN67	MSC5032204	10/16/2019	4500306666	10/28/2019	\$3,301.39
CITY OF HENDERSON	RF.HN67	MSC5032204	10/16/2019	4500306666	10/28/2019	\$763.96
CITY OF HENDERSON	RF.HN67	MSC5032204	10/16/2019	4500306666	10/28/2019	\$5,826.10
CITY OF HENDERSON	RF.HN67	MSC5032204	10/16/2019	4500306666	10/28/2019	\$221.41
CITY OF HENDERSON	RF.HN67	MSC5032204	10/16/2019	4500306666	10/28/2019	\$1,127.67
CITY OF HENDERSON	RF.HN67	MSC5032204	10/16/2019	4500306666	10/28/2019	\$2,443.57
CITY OF HENDERSON	RF.HN68	MSC5032196	10/16/2019	4500306666	10/30/2019	\$740.20
CITY OF HENDERSON	RF.HN68	MSC5032197	10/16/2019	4500306666	10/30/2019	\$2,364.65
CITY OF HENDERSON	RF.HN68	MSC5032197	10/16/2019	4500306666	10/30/2019	\$266.39
CITY OF HENDERSON	RF.HN68	MSC5032197	10/16/2019	4500306666	10/30/2019	\$1,109.64
CITY OF HENDERSON	RF.HN68	MSC5032197	10/16/2019	4500306666	10/30/2019	\$709.20
CITY OF HENDERSON	RF.HN68	MSC5032197	10/16/2019	4500306666	10/30/2019	\$5,921.59
CITY OF HENDERSON	RF.HN68	MSC5032197	10/16/2019	4500306666	10/30/2019	\$257.35
CITY OF HENDERSON	RF.HN68	MSC5032203	10/16/2019	4500306666	10/28/2019	\$577.50
CITY OF HENDERSON	RF.HN68	MSC5032204	10/16/2019	4500306666	10/28/2019	\$645.14
CITY OF HENDERSON	RF.HN69	MSC5032090	10/02/2019	4500306666	10/16/2019	\$1,800.72
CITY OF HENDERSON	RF.HN69	MSC5032196	10/16/2019	4500306666	10/30/2019	\$3,587.39
CITY OF HENDERSON	RF.HN69	MSC5032203	10/16/2019	4500306666	10/28/2019	\$3,141.45
CITY OF HENDERSON	RF.HN69	MSC5032204	10/16/2019	4500306666	10/28/2019	\$5,132.63
CITY OF HENDERSON	RF.HN69	MSC5032204	10/16/2019	4500306666	10/28/2019	\$2,491.03
CITY OF HENDERSON	RF.HN69	MSC5032204	10/16/2019	4500306666	10/28/2019	\$1,067.12
CITY OF HENDERSON	RF.HN70	MSC5032196	10/16/2019	4500306666	10/30/2019	\$740.20
CITY OF HENDERSON	RF.HN70	MSC5032197	10/16/2019	4500306666	10/30/2019	\$74.53
CITY OF HENDERSON	RF.HN70	MSC5032197	10/16/2019	4500306666	10/30/2019	\$3,882.25
CITY OF HENDERSON	RF.HN70	MSC5032203	10/16/2019	4500306666	10/28/2019	\$500.94

**Regional Flood Control District
 Monthly Expenditures
 Maintenance Work Program
 10/1/2019 to 10/31/2019**

<u>Vendor</u>	<u>Facility</u>	<u>Invoice No.</u>	<u>Inv. Date</u>	<u>P.O. Number</u>	<u>Date Paid</u>	<u>Amount</u>
CITY OF HENDERSON	RF.HN70	MSC5032204	10/16/2019	4500306666	10/28/2019	\$87.71
CITY OF HENDERSON	RF.HN71	MSC5032196	10/16/2019	4500306666	10/30/2019	\$815.60
CITY OF HENDERSON	RF.HN71	MSC5032203	10/16/2019	4500306666	10/28/2019	\$1,166.17
CITY OF HENDERSON	RF.HN71	MSC5032204	10/16/2019	4500306666	10/28/2019	\$2,317.92
CITY OF HENDERSON	RF.HN71	MSC5032204	10/16/2019	4500306666	10/28/2019	\$347.69
CITY OF HENDERSON	RF.HN71	MSC5032204	10/16/2019	4500306666	10/28/2019	\$712.18
CITY OF HENDERSON	RF.HN71	MSC5032204	10/16/2019	4500306666	10/28/2019	\$5,394.89
CITY OF HENDERSON	RF.HN71	MSC5032204	10/16/2019	4500306666	10/28/2019	\$395.19
CITY OF HENDERSON	RF.HN72	MSC5032196	10/16/2019	4500306666	10/30/2019	\$563.53
CITY OF HENDERSON	RF.HN72	MSC5032197	10/16/2019	4500306666	10/30/2019	\$1,665.49
CITY OF HENDERSON	RF.HN72	MSC5032197	10/16/2019	4500306666	10/30/2019	\$237.94
CITY OF HENDERSON	RF.HN72	MSC5032197	10/16/2019	4500306666	10/30/2019	\$190.37
CITY OF HENDERSON	RF.HN72	MSC5032203	10/16/2019	4500306666	10/28/2019	\$820.36
CITY OF HENDERSON	RF.HN72	MSC5032204	10/16/2019	4500306666	10/28/2019	\$192.89
CITY OF HENDERSON	RF.HN72	MSC5032204	10/16/2019	4500306666	10/28/2019	\$822.74
CITY OF HENDERSON	RF.HN72	MSC5032204	10/16/2019	4500306666	10/28/2019	\$512.77
CITY OF HENDERSON	RF.HN72	MSC5032204	10/16/2019	4500306666	10/28/2019	\$2,015.73
CITY OF HENDERSON	RF.HN72	MSC5032204	10/16/2019	4500306666	10/28/2019	\$129.07
CITY OF HENDERSON	RF.HN73	MSC5032196	10/16/2019	4500306666	10/30/2019	\$563.53
CITY OF HENDERSON	RF.HN73	MSC5032197	10/16/2019	4500306666	10/30/2019	\$227.56
CITY OF HENDERSON	RF.HN73	MSC5032203	10/16/2019	4500306666	10/28/2019	\$577.50
CITY OF LAS VEGAS	RF.LV51	296457	10/09/2019	4500306975	10/28/2019	\$1,743.33
CITY OF LAS VEGAS	RF.LV52	296457	10/09/2019	4500306975	10/28/2019	\$2,387.97
CITY OF LAS VEGAS	RF.LV53	296457	10/09/2019	4500306975	10/28/2019	\$819.18
CITY OF LAS VEGAS	RF.LV54	296457	10/09/2019	4500306975	10/28/2019	\$541.49
CITY OF LAS VEGAS	RF.LV54	296457	10/09/2019	4500306975	10/28/2019	\$703.20
CITY OF LAS VEGAS	RF.LV54	296457	10/09/2019	4500306975	10/28/2019	\$14,505.57
CITY OF LAS VEGAS	RF.LV55	296457	10/09/2019	4500306975	10/28/2019	\$819.39
CITY OF LAS VEGAS	RF.LV56	296457	10/09/2019	4500306975	10/28/2019	\$1,850.00
CITY OF LAS VEGAS	RF.LV57	296457	10/09/2019	4500306975	10/28/2019	\$77,781.73
CITY OF LAS VEGAS	RF.LV57	296457	10/09/2019	4500306975	10/28/2019	\$13,752.76
CITY OF NORTH LAS VEGAS	RF.NL01	353046	09/30/2019	4500306668	10/08/2019	\$3,825.11
CITY OF NORTH LAS VEGAS	RF.NL02	353046	09/30/2019	4500306668	10/08/2019	\$1,848.62
CITY OF NORTH LAS VEGAS	RF.NL03	353046	09/30/2019	4500306668	10/08/2019	\$2,275.53
CITY OF NORTH LAS VEGAS	RF.NL04	353046	09/30/2019	4500306668	10/08/2019	\$1,407.84
CITY OF NORTH LAS VEGAS	RF.NL04	353046	09/30/2019	4500306668	10/08/2019	\$1,288.20
CITY OF NORTH LAS VEGAS	RF.NL05	353046	09/30/2019	4500306668	10/08/2019	\$277.73

**Regional Flood Control District
 Monthly Expenditures
 Maintenance Work Program
 10/1/2019 to 10/31/2019**

<u>Vendor</u>	<u>Facility</u>	<u>Invoice No.</u>	<u>Inv. Date</u>	<u>P.O. Number</u>	<u>Date Paid</u>	<u>Amount</u>
CITY OF NORTH LAS VEGAS	RF.NL06	353046	09/30/2019	4500306668	10/08/2019	\$3,220.01
CITY OF NORTH LAS VEGAS	RF.NL07	353046	09/30/2019	4500306668	10/08/2019	\$41,203.99
CITY OF NORTH LAS VEGAS	RF.NL07	353046	09/30/2019	4500306668	10/08/2019	\$718.08
CITY OF NORTH LAS VEGAS	RF.NL07	353046	09/30/2019	4500306668	10/08/2019	\$4,944.49
CITY OF NORTH LAS VEGAS	RF.NL07	353046	09/30/2019	4500306668	10/08/2019	\$248.92
CITY OF NORTH LAS VEGAS	RF.NL10	353046	09/30/2019	4500306668	10/08/2019	\$514.09
CITY OF NORTH LAS VEGAS	RF.NL12	353046	09/30/2019	4500306668	10/08/2019	\$283.22
CITY OF NORTH LAS VEGAS	RF.NL13	353046	09/30/2019	4500306668	10/08/2019	\$155.52
CITY OF NORTH LAS VEGAS	RF.NL13	353046	09/30/2019	4500306668	10/08/2019	\$1,634.83
CITY OF NORTH LAS VEGAS	RF.NL14	353046	09/30/2019	4500306668	10/08/2019	\$715.92
CITY OF NORTH LAS VEGAS	RF.NL15	353046	09/30/2019	4500306668	10/08/2019	\$703.92
CITY OF NORTH LAS VEGAS	RF.NL15	353046	09/30/2019	4500306668	10/08/2019	\$10,843.62
CITY OF NORTH LAS VEGAS	RF.NL16	353046	09/30/2019	4500306668	10/08/2019	\$271.49
CITY OF NORTH LAS VEGAS	RF.NL16	353046	09/30/2019	4500306668	10/08/2019	\$4,675.57
CITY OF NORTH LAS VEGAS	RF.NL16	353046	09/30/2019	4500306668	10/08/2019	\$2,859.50
DEPARTMENT OF CONSERVATION	RF.HN65	J4982020	10/01/2019	none	10/30/2019	\$1,653.75
DEPARTMENT OF CONSERVATION	RF.HN65	J5992020	10/01/2019	none	10/30/2019	\$920.00
DEPARTMENT OF CONSERVATION	RF.HN65	J6812020	10/01/2019	none	10/30/2019	\$1,041.25
DEPARTMENT OF CONSERVATION	RF.HN66	J4022020	10/01/2019	none	10/30/2019	\$1,080.00
DEPARTMENT OF CONSERVATION	RF.HN66	J5162020	10/01/2019	none	10/30/2019	\$980.00
DEPARTMENT OF CONSERVATION	RF.HN67	J5312020	10/01/2019	none	10/30/2019	\$967.50
DEPARTMENT OF CONSERVATION	RF.HN69	J4972020	10/01/2019	none	10/30/2019	\$608.75
DEPARTMENT OF CONSERVATION	RF.HN71	J5042020	10/01/2019	none	10/30/2019	\$698.75
DEPARTMENT OF CONSERVATION	RF.HN71	J5762020	10/01/2019	none	10/30/2019	\$1,486.25
DEPARTMENT OF CONSERVATION	RF.HN72	J5282020	10/01/2019	none	10/30/2019	\$2,798.75
DEPARTMENT OF CONSERVATION	RF.HN72	J5332020	10/01/2019	none	10/30/2019	\$945.00
REGIONAL FLOOD CONTROL	RF.HN65	1020017678	10/10/2019	none	10/10/2019	\$931.00
REGIONAL FLOOD CONTROL	RF.HN66	1020017678	10/10/2019	none	10/10/2019	(\$931.00)
WESTWOOD PROFESSIONAL SERVICES INC	RF.HN65	19090494	09/11/2019	4500306669	10/11/2019	\$13,214.44
WESTWOOD PROFESSIONAL SERVICES INC	RF.HN68	19090494	09/11/2019	4500306669	10/11/2019	\$13,787.46
WESTWOOD PROFESSIONAL SERVICES INC	RF.HN69	19090494	09/11/2019	4500306669	10/11/2019	\$9,374.43
Total Expenditures						\$420,925.63

**Regional Flood Control District
Maintenance Work Program Status Report - Fiscal Year 2020**

Boulder City

<u>Facility</u>	<u>Facility Name</u>	<u>Budget</u>	<u>Amount Spent</u>	<u>Amount Remaining</u>
RF.BC01	Hemenway Watershed	\$238,500.00	\$39,079.70	\$199,420.30
RF.BC02	Georgia/Buchanan Watershed	\$95,350.00	\$1,392.08	\$93,957.92
RF.BC03	North Railroad Watershed	\$31,150.00	\$1,905.62	\$29,244.38
RF.BC04	West Airport Watershed	\$35,000.00	\$989.98	\$34,010.02
		<u>\$400,000.00</u>	<u>\$43,367.38</u>	<u>\$356,632.62</u>

Clark County

<u>Facility</u>	<u>Facility Name</u>	<u>Budget</u>	<u>Amount Spent</u>	<u>Amount Remaining</u>
RF.CC01	Flamingo Wash	\$600,000.00	\$200.00	\$599,800.00
RF.CC02	Las Vegas Wash	\$300,000.00	\$0.00	\$300,000.00
RF.CC03	Duck Creek	\$455,500.00	\$0.00	\$455,500.00
RF.CC05	Las Vegas Range Wash	\$400,000.00	\$0.00	\$400,000.00
RF.CC06	Tropicana Wash	\$200,000.00	\$0.00	\$200,000.00
RF.CC07	Airport Channel	\$35,000.00	\$0.00	\$35,000.00
RF.CC08	Monson Channel	\$1,854,700.00	\$0.00	\$1,854,700.00
RF.CC09	Rawhide Channel	\$40,000.00	\$0.00	\$40,000.00
RF.CC10	Van Buskirk Channel	\$37,000.00	\$0.00	\$37,000.00
RF.CC11	Flamingo Wash North Fork	\$20,000.00	\$0.00	\$20,000.00
RF.CC14	Laughlin Washes	\$39,500.00	\$0.00	\$39,500.00
RF.CC15	Moapa Valley	\$90,000.00	\$0.00	\$90,000.00
RF.CC16	Blue Diamond Wash	\$100,000.00	\$0.00	\$100,000.00
RF.CC17	Searchlight	\$7,500.00	\$0.00	\$7,500.00
RF.CC18	Bunkerville	\$10,000.00	\$0.00	\$10,000.00
RF.CC19	Pittman Wash	\$41,500.00	\$0.00	\$41,500.00
RF.CC20	Indian Springs	\$10,000.00	\$0.00	\$10,000.00
RF.CC21	Northern Beltway Channels	\$34,000.00	\$0.00	\$34,000.00
		<u>\$4,274,700.00</u>	<u>\$200.00</u>	<u>\$4,274,500.00</u>

Henderson

<u>Facility</u>	<u>Facility Name</u>	<u>Budget</u>	<u>Amount Spent</u>	<u>Amount Remaining</u>
RF.HN65	C1 North	\$363,500.00	\$112,661.20	\$250,838.80
RF.HN66	C1 South	\$278,000.00	\$7,422.81	\$270,577.19
RF.HN67	Pittman Central NE	\$144,300.00	\$20,163.51	\$124,136.49
RF.HN68	Pittman Central SE	\$632,500.00	\$32,269.18	\$600,230.82
RF.HN69	Pittman Central NW	\$482,000.00	\$58,445.46	\$423,554.54
RF.HN70	Pittman Central SW	\$80,000.00	\$7,478.80	\$72,521.20
RF.HN71	Pittman Anthem Inspirada	\$112,900.00	\$15,598.21	\$97,301.79
RF.HN72	Pittman Seven Hills	\$114,000.00	\$12,799.66	\$101,200.34
RF.HN73	Pittman West Henderson	\$43,500.00	\$2,669.33	\$40,830.67
		<u>\$2,250,700.00</u>	<u>\$269,508.16</u>	<u>\$1,981,191.84</u>

Las Vegas

<u>Facility</u>	<u>Facility Name</u>	<u>Budget</u>	<u>Amount Spent</u>	<u>Amount Remaining</u>
RF.LV51	Cedar Ave Channel/Nellis System	\$100,000.00	\$22,011.58	\$77,988.42
RF.LV52	Gowan/Angel Pk/Lone Mtn System	\$700,000.00	\$5,467.01	\$694,532.99
RF.LV53	Lake Mead/Smoke Ranch/Washington Sys	\$100,000.00	\$2,368.85	\$97,631.15

Regional Flood Control District

Maintenance Work Program Status Report - Fiscal Year 2020

<u>Facility</u>	<u>Facility Name</u>	<u>Budget</u>	<u>Amount Spent</u>	<u>Amount Remaining</u>
RF.LV54	Las Vegas Wash System	\$700,000.00	\$33,469.54	\$666,530.46
RF.LV55	Meadows/Oakey System	\$100,000.00	\$813.89	\$99,186.11
RF.LV56	Washington Ave/LV Creek	\$225,000.00	\$1,847.00	\$223,153.00
RF.LV57	US95/Outer Beltway/Ann Road System	\$900,000.00	\$128,593.29	\$771,406.71
		\$2,825,000.00	\$194,571.16	\$2,630,428.84

Mesquite

<u>Facility</u>	<u>Facility Name</u>	<u>Budget</u>	<u>Amount Spent</u>	<u>Amount Remaining</u>
RF.ME01	Mesquite Town Wash	\$19,000.00	\$0.00	\$19,000.00
RF.ME02	Abbott Wash Channel	\$14,300.00	\$0.00	\$14,300.00
RF.ME04	Town Wash Detention Basin	\$617,400.00	\$0.00	\$617,400.00
RF.ME07	Pulsipher Wash	\$29,400.00	\$0.00	\$29,400.00
RF.ME08	Abbott Wash Detention Basin	\$60,000.00	\$0.00	\$60,000.00
RF.ME09	Pulsipher Wash Detention Basin	\$29,700.00	\$0.00	\$29,700.00
		\$769,800.00	\$0.00	\$769,800.00

North Las Vegas

<u>Facility</u>	<u>Facility Name</u>	<u>Budget</u>	<u>Amount Spent</u>	<u>Amount Remaining</u>
RF.NL01	LV Wash "N" Channel	\$80,075.00	\$16,688.42	\$63,386.58
RF.NL02	Las Vegas Wash-Middle	\$177,571.00	\$40,270.24	\$137,300.76
RF.NL03	LV Wash-King Charles Channel	\$70,071.00	\$7,598.46	\$62,472.54
RF.NL04	Vandenberg Detention Basin	\$270,344.00	\$11,430.98	\$258,913.02
RF.NL05	North Las Vegas Detention Basin	\$149,500.00	\$277.73	\$149,222.27
RF.NL06	Upper LVW DB & Moccasin Levee	\$152,500.00	\$6,367.19	\$146,132.81
RF.NL07	Carey/Lake Mead Detention Basin	\$163,446.37	\$78,579.38	\$84,866.99
RF.NL08	Gowan Outfall Channel	\$74,071.00	\$0.00	\$74,071.00
RF.NL10	Upper Las Vegas Wash	\$23,000.00	\$5,184.62	\$17,815.38
RF.NL11	Clayton Street Channel	\$56,071.00	\$505.80	\$55,565.20
RF.NL12	Lower Las Vegas Detention Basin	\$96,571.00	\$3,151.31	\$93,419.69
RF.NL13	West Trib-Ranch House to Lower LV DB	\$64,571.00	\$5,067.54	\$59,503.46
RF.NL14	Trib to Western Trib @ Craig Rd	\$66,571.00	\$715.92	\$65,855.08
RF.NL15	Las Vegas Wash-Smoke Ranch	\$53,071.00	\$11,547.54	\$41,523.46
RF.NL16	Upper Las Vegas Wash Channel	\$99,571.00	\$10,849.61	\$88,721.39
RF.NL17	Range Wash-LVW Diversion & Levee	\$154,296.01	\$0.00	\$154,296.01
RF.NL18	Cheyenne Peaking Basin	\$83,199.62	\$1,050.00	\$82,149.62
		\$1,834,500.00	\$199,284.74	\$1,635,215.26

Program Total	\$12,354,700.00	\$706,931.44	\$11,647,768.56
----------------------	------------------------	---------------------	------------------------

REGIONAL FLOOD CONTROL DISTRICT
 FUND 3300 - BOND DEBT SERVICE FUND
 FUND BALANCE REPORT
 OCTOBER 2019

BEGINNING CASH BALANCE	\$ 29,778,142.67	
Accruals/Adjustments	<u>-</u>	
TOTAL BEGINNING CASH BALANCE		\$ 29,778,142.67
REVENUES:		
Interest Income	913,123.37	
Fund 2860 - Transfer In Debt Service	4,294,038.87	
Bonds Issued	-	
Premium on Bonds Issued	-	
Miscellaneous Other Revenue	-	
Accruals/Adjustments		
Miscellaneous Accruals/Adjustments	<u>(620,357.70)</u>	
TOTAL MONTHLY REVENUES		\$ 4,586,804.54
EXPENDITURES:		
Professional Services	-	
Debt Service Payments*	-	
Payments to Escrow Agent	-	
Transfers Out to Other Funds	-	
Accruals/Adjustments		
Miscellaneous Accruals/Adjustments	<u>(240,417.30)</u>	
TOTAL MONTHLY EXPENSES		\$ <u>(240,417.30)</u>
ENDING CASH BALANCE:		\$ <u><u>34,124,529.91</u></u>

*Principal payments paid annually (November); Interest payments paid semi-annually (May and November)

**REGIONAL FLOOD CONTROL DISTRICT
 FUND 4430 - CONSTRUCTION FUND
 FUND BALANCE REPORT
 OCTOBER 2019**

BEGINNING CASH BALANCE:

Cash in Custody of Treasurer	\$ 131,699,375.13	
Custodial Account Cash Balance	124,876,537.02	
Accruals/Adjustments	-	
	<hr/>	
TOTAL BEGINNING CASH BALANCE		\$ 256,575,912.15

REVENUES:

Fund 2860 - Transfer In Budgeted Transfer	3,580,000.00	
Fund 3300 - Transfer In Bond Proceeds	-	
Fund 4440 - Transfer In Budgeted Transfer	-	
Custodial Account - Transfer In to Treasurer	-	
Interest Earnings	200,575.17	
Custodial Account Interest Earnings	-	
Proceeds from Bonds and Loans	-	
Miscellaneous Other Revenue	-	
Accruals/Adjustments	-	
Miscellaneous Accruals/Adjustments	-	
	<hr/>	
TOTAL MONTHLY REVENUES		\$ 3,780,575.17

EXPENDITURES:

Capital Improvement Program	(4,298,233.11)	
Professional Services	-	
Project Reimbursements	-	
Fund 2860 - Transfer Out Interest Earnings	(61,538.46)	
Fund 2860 - Transfer Out ILA Closeout/Reductions	-	
Custodial Account - Transfer Out to Treasurer	-	
Accruals/Adjustments		
Contracts Retention Payable	65,983.37	
Contracts Retention Interest Payable	(389.54)	
Accounts Payable	(1,319,667.46)	
Miscellaneous Accruals/Adjustments	-	
	<hr/>	
TOTAL MONTHLY EXPENDITURES		\$ (5,613,845.20)

ENDING CASH BALANCE:

Cash in Custody of Treasurer	129,866,105.10
Custodial Account Cash Balance	124,876,537.02
	<hr/>

ENDING CASH BALANCE: \$ 254,742,642.12

**Regional Flood Control District
Monthly Expenditures
Capital Improvement Program
10/1/2019 to 10/31/2019**

Fund 4430

Fiscal Year 2020

<u>Vendor</u>	<u>Project</u>	<u>Invoice No.</u>	<u>Inv. Date</u>	<u>P.O. Number</u>	<u>Date Paid</u>	<u>Amount</u>
CEEC INC	RF.HEN16F17	#16	10/02/2019	4800008797 00010	10/16/2019	\$12,555.00
CH2M HILL ENGINEERS INC	RF.HEN05E09	650828CH036	07/10/2019	4800006548 00020	10/01/2019	\$30,056.13
CITY OF HENDERSON	RF.HEN05E09	MSC5032199	10/16/2019	4800002768 00010	10/30/2019	\$608.68
CITY OF HENDERSON	RF.HEN05E09	MSC5032207	10/16/2019	4800002768 00010	10/30/2019	\$454.35
CITY OF HENDERSON	RF.HEN07F18	MSC5032202	10/16/2019	4800008975 00010	10/29/2019	\$3,260.72
CITY OF HENDERSON	RF.HEN07F18	MSC5032208	10/16/2019	4800008975 00010	10/29/2019	\$3,307.00
CITY OF HENDERSON	RF.HEN16A01	MSC5032198	10/16/2019	4800001182 00010	10/30/2019	\$1,462.94
CITY OF HENDERSON	RF.HEN16A01	MSC5032205	10/16/2019	4800001182 00010	10/30/2019	\$643.55
CITY OF HENDERSON	RF.HEN16F17	MSC5032201	10/16/2019	4800008512 00010	10/29/2019	\$14,560.36
CITY OF HENDERSON	RF.HEN16F17	MSC5032206	10/16/2019	4800008512 00010	10/29/2019	\$13,258.77
CITY OF HENDERSON	RF.HEN05G16	MSC5032200	10/16/2019	4800007531 00010	10/30/2019	\$268.51
CITY OF LAS VEGAS	RF.LAS16P15	296477	10/09/2019	4800007389 00010	10/23/2019	\$1,444.00
CITY OF LAS VEGAS	RF.LAS16Q18	296437	10/09/2019	4800008811 00010	10/23/2019	\$59,156.99
CITY OF LAS VEGAS	RF.LAS16Q18	296437	10/09/2019	4800008811 00020	10/23/2019	\$999,900.00
CITY OF LAS VEGAS	RF.LAS22S13	296637	10/09/2019	4800005745 00020	10/23/2019	\$209.52
CITY OF LAS VEGAS	RF.LAS22T15	296657	10/09/2019	4800007190 00020	10/23/2019	\$44.81
CITY OF LAS VEGAS	RF.LAS23H15	296597	10/09/2019	4800007390 00010	10/30/2019	\$1,739.30
CITY OF LAS VEGAS	RF.LAS23I17	296617	10/09/2019	4800008135 00010	10/30/2019	\$604.10
CITY OF LAS VEGAS	RF.LAS24J15	296517	10/09/2019	4800007189 00010	10/23/2019	\$104.76
CITY OF LAS VEGAS	RF.LAS24L17	296537	10/09/2019	4800008446 00010	10/23/2019	\$1,299.24
CITY OF LAS VEGAS	RF.LAS24M17	296518	10/09/2019	4800008554 00010	10/23/2019	\$65,847.00
CITY OF LAS VEGAS	RF.LAS24M17	296518	10/09/2019	4800008554 00020	10/23/2019	\$246,888.64
CITY OF LAS VEGAS	RF.LAS29B15	296557	10/09/2019	4800007391 00010	10/23/2019	\$2,288.76
CITY OF LAS VEGAS	RF.LAS29C16	295277	09/25/2019	4500255470 00010	10/07/2019	\$4,314.62
CITY OF LAS VEGAS	RF.LAS29D17	296577	10/09/2019	4800008455 00010	10/23/2019	\$81.94
CITY OF LAS VEGAS	RF.LAS31A17	296497	10/09/2019	4800008684 00010	10/23/2019	\$1,416.71
CITY OF NORTH LAS VEGAS	RF.NLV03F17	9823	10/15/2019	4800008161 00010	10/30/2019	\$1,895.52
CITY OF NORTH LAS VEGAS	RF.NLV03G17	9821	10/15/2019	4800008160 00010	10/30/2019	\$5,746.06
CITY OF NORTH LAS VEGAS	RF.NLV03H17	9817	10/15/2019	4800008676 00010	10/30/2019	\$194,406.72
CITY OF NORTH LAS VEGAS	RF.NLV03H17	9817	10/15/2019	4800008676 00020	10/30/2019	\$13,033.52
CITY OF NORTH LAS VEGAS	RF.NLV03I18	9822	10/15/2019	4800008711 00020	10/30/2019	\$9,291.14
CITY OF NORTH LAS VEGAS	RF.NLV04K17	9824	10/15/2019	4800008195 00010	10/30/2019	\$12,522.11
CITY OF NORTH LAS VEGAS	RF.NLV09E11	9776	09/24/2019	4800004139 00020	10/15/2019	\$498.90
CITY OF NORTH LAS VEGAS	RF.NLV09E11	9776	09/24/2019	4800004139 00030	10/15/2019	\$11,505.31

**Regional Flood Control District
 Monthly Expenditures
 Capital Improvement Program
 10/1/2019 to 10/31/2019**

<u>Vendor</u>	<u>Project</u>	<u>Invoice No.</u>	<u>Inv. Date</u>	<u>P.O. Number</u>	<u>Date Paid</u>	<u>Amount</u>
CITY OF NORTH LAS VEGAS	RF.NLV09E11	9815	10/15/2019	4800004139 00020	10/30/2019	\$665.23
CITY OF NORTH LAS VEGAS	RF.NLV09E11	9815	10/15/2019	4800004139 00030	10/30/2019	\$7,473.29
CITY OF NORTH LAS VEGAS	RF.NLV09E11	9815	10/15/2019	4800004139 00040	10/30/2019	\$121,770.00
CITY OF NORTH LAS VEGAS	RF.NLV09I13	9816	10/15/2019	4800006141 00010	10/30/2019	\$6,256.88
CITY OF NORTH LAS VEGAS	RF.NLV09I13	9816	10/15/2019	4800006141 00030	10/30/2019	\$249.47
CITY OF NORTH LAS VEGAS	RF.NLV17C16	9819	10/15/2019	4800007933 00010	10/30/2019	\$765.00
CITY OF NORTH LAS VEGAS	RF.NLV17D18	9820	10/15/2019	4800009056 00010	10/30/2019	\$1,990,932.00
CITY OF NORTH LAS VEGAS	RF.NLV17D18	9820	10/15/2019	4800009056 00020	10/30/2019	\$31,877.57
CITY OF NORTH LAS VEGAS	RF.NLV03J19	9818	10/15/2019	4800009412 00020	10/30/2019	\$738.43
JACOBS ENGINEERING GROUP INC	RF.HEN07F18	W7Y2700000	10/17/2019	4800009268 00010	10/30/2019	\$22,567.89
JACOBS ENGINEERING GROUP INC	RF.HEN07F18	W7Y2700000	10/17/2019	4800009268 00020	10/30/2019	\$3,100.00
JACOBS ENGINEERING GROUP INC	RF.HEN07F18	W7Y2700000	10/17/2019	4800009268 00040	10/30/2019	\$6,400.00
NINYO AND MOORE	RF.HEN05G16	228509	07/01/2019	4800008838 00010	10/16/2019	\$4,197.50
PUBLIC WORKS/CC TREAS	RF.CLA21A00	1520038115	10/08/2019	none	10/08/2019	\$9,438.90
PUBLIC WORKS/CC TREAS	RF.CLA28D18	1520041582	10/16/2019	none	10/16/2019	\$48,849.00
PUBLIC WORKS/CC TREAS	RF.LAU04A08	1520040479	10/14/2019	none	10/14/2019	\$1,087.83
PUBLIC WORKS/CC TREAS	RF.MOA01B89	1520038113	10/08/2019	none	10/08/2019	\$1,824.06
PUBLIC WORKS/CC TREAS	RF.MOA01B89	1520038113	10/08/2019	none	10/08/2019	\$8,575.78
PUBLIC WORKS/CC TREAS	RF.MOA01B89	1520038113	10/08/2019	none	10/08/2019	\$6,971.00
PUBLIC WORKS/CC TREAS	RF.MOA01F10	1520037941	10/07/2019	none	10/07/2019	\$27,120.00
PUBLIC WORKS/CC TREAS	RF.MOA03A11	1520038117	10/08/2019	none	10/08/2019	\$2,600.00
PUBLIC WORKS/CC TREAS	RF.MOA03A11	1520038117	10/08/2019	none	10/08/2019	\$994.50
PUBLIC WORKS/CC TREAS	RF.MOA03A11	1520040972	10/15/2019	none	10/15/2019	\$7,236.23
PUBLIC WORKS/CC TREAS	RF.CLA15E13	1520041548	10/16/2019	none	10/16/2019	\$35,956.87
PUBLIC WORKS/CC TREAS	RF.LAU04B17	1520038116	10/08/2019	none	10/08/2019	\$2,695.00
PUBLIC WORKS/CC TREAS	RF.LAU04B17	1520041562	10/16/2019	none	10/16/2019	\$229,925.00
VTN NEVADA	RF.HEN16A01	7520#68	09/10/2019	4800006059 00020	10/01/2019	\$2,410.00
VTN NEVADA	RF.HEN16A01	7520#69	10/10/2019	4800006059 00020	10/30/2019	\$880.00
Fiscal Year Total						\$4,298,233.11
Fund Total						\$4,298,233.11

Current Project Expense Summary

PAY-AS-YOU-GO FUNDED PROJECTS

ENTITY: Boulder City

BOU01C10

Hemenway System, Phase II Improvements

Interlocal Amount \$745,000.00

Original Funding Date 02/11/2010

Expiration Date 01/14/2021

Category	ILC Funding Allocation	Amount Spent	Total Remaining
Right of Way	\$0.00	\$0.00	\$0.00
Pre-Design	\$0.00	\$0.00	\$0.00
Design	\$730,000.00	\$667,555.37	\$62,444.63
Construction	\$0.00	\$0.00	\$0.00
Const Engineering	\$0.00	\$0.00	\$0.00
Environmental	\$15,000.00	\$7,726.67	\$7,273.33
Other	\$0.00	\$0.00	\$0.00
Total	\$745,000.00	\$675,282.04	\$69,717.96

BOU01D17

Hemenway System, Phase IIA Improvements

Interlocal Amount \$2,495,000.00

Original Funding Date 02/09/2017

Expiration Date 02/09/2020

Category	ILC Funding Allocation	Amount Spent	Total Remaining
Right of Way	\$0.00	\$0.00	\$0.00
Pre-Design	\$0.00	\$0.00	\$0.00
Design	\$0.00	\$0.00	\$0.00
Construction	\$2,200,000.00	\$2,097,672.44	\$102,327.56
Const Engineering	\$295,000.00	\$289,453.97	\$5,546.03
Environmental	\$0.00	\$0.00	\$0.00
Other	\$0.00	\$0.00	\$0.00
Total	\$2,495,000.00	\$2,387,126.41	\$107,873.59

Current Project Expense Summary

PAY-AS-YOU-GO FUNDED PROJECTS

ENTITY: Clark County

CLA04E99

Flamingo Wash, McLeod Dr to Maryland PKWY

Interlocal Amount \$2,980,000.00

Original Funding Date 08/12/1999

Expiration Date 06/30/2021

Category	ILC Funding Allocation	Amount Spent	Total Remaining
Right of Way	\$741,500.00	\$647,169.58	\$94,330.42
Pre-Design	\$0.00	\$0.00	\$0.00
Design	\$1,877,500.00	\$1,595,495.85	\$282,004.15
Construction	\$0.00	\$0.00	\$0.00
Const Engineering	\$0.00	\$0.00	\$0.00
Environmental	\$339,000.00	\$315,950.17	\$23,049.83
Other	\$22,000.00	\$17,086.99	\$4,913.01
Total	\$2,980,000.00	\$2,575,702.59	\$404,297.41

CLA04Y19

Flamingo Wash, Maryland Pkwy to Palos Verdes Street

Interlocal Amount \$535,000.00

Original Funding Date 04/11/2019

Expiration Date 06/30/2024

Category	ILC Funding Allocation	Amount Spent	Total Remaining
Right of Way	\$0.00	\$0.00	\$0.00
Pre-Design	\$0.00	\$0.00	\$0.00
Design	\$500,000.00	\$0.00	\$500,000.00
Construction	\$0.00	\$0.00	\$0.00
Const Engineering	\$0.00	\$0.00	\$0.00
Environmental	\$15,000.00	\$0.00	\$15,000.00
Other	\$20,000.00	\$0.00	\$20,000.00
Total	\$535,000.00	\$0.00	\$535,000.00

CLA08R13

Duck Creek, Las Vegas Boulevard

Interlocal Amount \$485,000.00

Original Funding Date 09/12/2013

Expiration Date 06/30/2020

Category	ILC Funding Allocation	Amount Spent	Total Remaining
Right of Way	\$22,000.00	\$20,147.60	\$1,852.40
Pre-Design	\$0.00	\$0.00	\$0.00
Design	\$463,000.00	\$378,113.81	\$84,886.19
Construction	\$0.00	\$0.00	\$0.00
Const Engineering	\$0.00	\$0.00	\$0.00
Environmental	\$0.00	\$0.00	\$0.00
Other	\$0.00	\$0.00	\$0.00
Total	\$485,000.00	\$398,261.41	\$86,738.59

Current Project Expense Summary

PAY-AS-YOU-GO FUNDED PROJECTS

CLA08S13

Silverado Ranch Detention Basin and Outfall Facilities

Interlocal Amount \$1,370,000.00

Original Funding Date 09/12/2013

Expiration Date 06/30/2021

Category	ILC Funding Allocation	Amount Spent	Total Remaining
Right of Way	\$31,000.00	\$29,484.64	\$1,515.36
Pre-Design	\$0.00	\$0.00	\$0.00
Design	\$1,248,000.00	\$1,003,086.49	\$244,913.51
Construction	\$0.00	\$0.00	\$0.00
Const Engineering	\$0.00	\$0.00	\$0.00
Environmental	\$81,000.00	\$33,999.86	\$47,000.14
Other	\$10,000.00	\$0.00	\$10,000.00
Total	\$1,370,000.00	\$1,066,570.99	\$303,429.01

CLA10F10

Flamingo Wash, Industrial Road to Hotel Rio Drive

Interlocal Amount \$46,000.00

Original Funding Date 04/08/2010

Expiration Date 06/30/2020

Category	ILC Funding Allocation	Amount Spent	Total Remaining
Right of Way	\$10,500.00	\$6,574.40	\$3,925.60
Pre-Design	\$0.00	\$0.00	\$0.00
Design	\$32,000.00	\$18,553.85	\$13,446.15
Construction	\$0.00	\$0.00	\$0.00
Const Engineering	\$0.00	\$0.00	\$0.00
Environmental	\$3,500.00	\$2,618.17	\$881.83
Other	\$0.00	\$0.00	\$0.00
Total	\$46,000.00	\$27,746.42	\$18,253.58

CLA10H13

Airport Channel - Naples

Interlocal Amount \$1,200,000.00

Original Funding Date 09/12/2013

Expiration Date 06/30/2023

Category	ILC Funding Allocation	Amount Spent	Total Remaining
Right of Way	\$2,000.00	\$1,088.00	\$912.00
Pre-Design	\$0.00	\$0.00	\$0.00
Design	\$1,151,000.00	\$542,987.74	\$608,012.26
Construction	\$0.00	\$0.00	\$0.00
Const Engineering	\$0.00	\$0.00	\$0.00
Environmental	\$47,000.00	\$17,782.00	\$29,218.00
Other	\$0.00	\$0.00	\$0.00
Total	\$1,200,000.00	\$561,857.74	\$638,142.26

Current Project Expense Summary

PAY-AS-YOU-GO FUNDED PROJECTS

CLA10I19

Wagon Trail Chnl, Sunset Rd to Teco Avenue
 Interlocal Amount \$318,800.00

Original Funding Date 04/11/2019
 Expiration Date 06/30/2024

Category	ILC Funding Allocation	Amount Spent	Total Remaining
Right of Way	\$173,600.00	\$0.00	\$173,600.00
Pre-Design	\$0.00	\$0.00	\$0.00
Design	\$130,200.00	\$0.00	\$130,200.00
Construction	\$0.00	\$0.00	\$0.00
Const Engineering	\$0.00	\$0.00	\$0.00
Environmental	\$15,000.00	\$0.00	\$15,000.00
Other	\$0.00	\$0.00	\$0.00
Total	\$318,800.00	\$0.00	\$318,800.00

CLA15D12

LVW Sloan-Bonanza, Flam W below Nellis
 Interlocal Amount \$6,322,000.00

Original Funding Date 06/14/2012
 Expiration Date 06/30/2020

Category	ILC Funding Allocation	Amount Spent	Total Remaining
Right of Way	\$22,000.00	\$15,037.29	\$6,962.71
Pre-Design	\$0.00	\$0.00	\$0.00
Design	\$5,446,000.00	\$5,055,629.22	\$390,370.78
Construction	\$0.00	\$0.00	\$0.00
Const Engineering	\$0.00	\$0.00	\$0.00
Environmental	\$220,000.00	\$98,379.74	\$121,620.26
Other	\$634,000.00	\$550,857.73	\$83,142.27
Total	\$6,322,000.00	\$5,719,903.98	\$602,096.02

CLA16O19

Blue Diamond Wash, Arville Street to I-15
 Interlocal Amount \$635,000.00

Original Funding Date 04/11/2019
 Expiration Date 06/30/2024

Category	ILC Funding Allocation	Amount Spent	Total Remaining
Right of Way	\$50,000.00	\$0.00	\$50,000.00
Pre-Design	\$0.00	\$0.00	\$0.00
Design	\$550,000.00	\$0.00	\$550,000.00
Construction	\$0.00	\$0.00	\$0.00
Const Engineering	\$0.00	\$0.00	\$0.00
Environmental	\$15,000.00	\$0.00	\$15,000.00
Other	\$20,000.00	\$0.00	\$20,000.00
Total	\$635,000.00	\$0.00	\$635,000.00

Current Project Expense Summary

PAY-AS-YOU-GO FUNDED PROJECTS

CLA21A00

Orchard Detention Basin

Interlocal Amount \$1,799,700.00

Original Funding Date 07/13/2000

Expiration Date 06/30/2021

Category	ILC Funding Allocation	Amount Spent	Total Remaining
Right of Way	\$448,000.00	\$382,123.56	\$65,876.44
Pre-Design	\$0.00	\$0.00	\$0.00
Design	\$1,073,000.00	\$936,249.42	\$136,750.58
Construction	\$0.00	\$0.00	\$0.00
Const Engineering	\$0.00	\$0.00	\$0.00
Environmental	\$251,900.00	\$177,502.62	\$74,397.38
Other	\$26,800.00	\$20,081.83	\$6,718.17
Total	\$1,799,700.00	\$1,515,957.43	\$283,742.57

CLA28D18

Vandenberg North DB, Collection & Outfall, Phase I

Interlocal Amount \$3,765,000.00

Original Funding Date 12/13/2018

Expiration Date 06/30/2023

Category	ILC Funding Allocation	Amount Spent	Total Remaining
Right of Way	\$0.00	\$0.00	\$0.00
Pre-Design	\$0.00	\$0.00	\$0.00
Design	\$0.00	\$0.00	\$0.00
Construction	\$3,391,000.00	\$2,451,520.00	\$939,480.00
Const Engineering	\$374,000.00	\$232,131.08	\$141,868.92
Environmental	\$0.00	\$0.00	\$0.00
Other	\$0.00	\$0.00	\$0.00
Total	\$3,765,000.00	\$2,683,651.08	\$1,081,348.92

CLA36A18

Jim McGaughey DB, Collection Basin and Outfall

Interlocal Amount \$3,382,870.00

Original Funding Date 06/14/2018

Expiration Date 06/30/2023

Category	ILC Funding Allocation	Amount Spent	Total Remaining
Right of Way	\$2,000,000.00	\$0.00	\$2,000,000.00
Pre-Design	\$0.00	\$0.00	\$0.00
Design	\$1,382,870.00	\$343,737.56	\$1,039,132.44
Construction	\$0.00	\$0.00	\$0.00
Const Engineering	\$0.00	\$0.00	\$0.00
Environmental	\$0.00	\$0.00	\$0.00
Other	\$0.00	\$0.00	\$0.00
Total	\$3,382,870.00	\$343,737.56	\$3,039,132.44

Current Project Expense Summary

PAY-AS-YOU-GO FUNDED PROJECTS

CLA39A19

Duck Creek/Blue Diamond, Bermuda Rd to LV Blvd

Interlocal Amount \$453,000.00

Original Funding Date 04/11/2019

Expiration Date 06/30/2024

Category	ILC Funding Allocation	Amount Spent	Total Remaining
Right of Way	\$18,000.00	\$0.00	\$18,000.00
Pre-Design	\$0.00	\$0.00	\$0.00
Design	\$400,000.00	\$0.00	\$400,000.00
Construction	\$0.00	\$0.00	\$0.00
Const Engineering	\$0.00	\$0.00	\$0.00
Environmental	\$15,000.00	\$0.00	\$15,000.00
Other	\$20,000.00	\$0.00	\$20,000.00
Total	\$453,000.00	\$0.00	\$453,000.00

ENTITY: Clark County Outlying

BUN01D11

Windmill Wash Detention Basin Expansion

Interlocal Amount \$880,000.00

Original Funding Date 02/10/2011

Expiration Date 06/30/2021

Category	ILC Funding Allocation	Amount Spent	Total Remaining
Right of Way	\$41,000.00	\$40,023.59	\$976.41
Pre-Design	\$0.00	\$0.00	\$0.00
Design	\$656,000.00	\$620,666.12	\$35,333.88
Construction	\$0.00	\$0.00	\$0.00
Const Engineering	\$0.00	\$0.00	\$0.00
Environmental	\$179,000.00	\$176,298.63	\$2,701.37
Other	\$4,000.00	\$0.00	\$4,000.00
Total	\$880,000.00	\$836,988.34	\$43,011.66

GSP01B10

Goodsprings - Phase I

Interlocal Amount \$83,400.00

Original Funding Date 03/11/2010

Expiration Date 06/30/2020

Category	ILC Funding Allocation	Amount Spent	Total Remaining
Right of Way	\$57,500.00	\$50,866.23	\$6,633.77
Pre-Design	\$0.00	\$0.00	\$0.00
Design	\$25,400.00	\$24,876.62	\$523.38
Construction	\$0.00	\$0.00	\$0.00
Const Engineering	\$0.00	\$0.00	\$0.00
Environmental	\$500.00	\$0.00	\$500.00
Other	\$0.00	\$0.00	\$0.00
Total	\$83,400.00	\$75,742.85	\$7,657.15

Current Project Expense Summary

PAY-AS-YOU-GO FUNDED PROJECTS

LAU04A08

SR 163 at Casino Drive

Interlocal Amount \$528,500.00

Original Funding Date 10/09/2008

Expiration Date 06/30/2021

Category	ILC Funding Allocation	Amount Spent	Total Remaining
Right of Way	\$11,500.00	\$3,926.29	\$7,573.71
Pre-Design	\$0.00	\$0.00	\$0.00
Design	\$391,500.00	\$367,424.44	\$24,075.56
Construction	\$0.00	\$0.00	\$0.00
Const Engineering	\$0.00	\$0.00	\$0.00
Environmental	\$125,500.00	\$77,079.72	\$48,420.28
Other	\$0.00	\$0.00	\$0.00
Total	\$528,500.00	\$448,430.45	\$80,069.55

MOA01B89

Muddy River West Levee, Moapa Valley

Interlocal Amount \$13,501,000.00

Original Funding Date 05/11/1989

Expiration Date 06/30/2021

Category	ILC Funding Allocation	Amount Spent	Total Remaining
Right of Way	\$10,811,200.00	\$10,810,530.39	\$669.61
Pre-Design	\$0.00	\$0.00	\$0.00
Design	\$2,448,000.00	\$1,854,906.53	\$593,093.47
Construction	\$0.00	\$0.00	\$0.00
Const Engineering	\$0.00	\$0.00	\$0.00
Environmental	\$132,500.00	\$132,405.90	\$94.10
Other	\$109,300.00	\$108,590.00	\$710.00
Total	\$13,501,000.00	\$12,906,432.82	\$594,567.18

MOA01F10

Muddy River Logandale Levee

Interlocal Amount \$1,753,000.00

Original Funding Date 03/11/2010

Expiration Date 06/30/2020

Category	ILC Funding Allocation	Amount Spent	Total Remaining
Right of Way	\$565,975.14	\$565,975.14	\$0.00
Pre-Design	\$0.00	\$0.00	\$0.00
Design	\$964,690.35	\$958,949.92	\$5,740.43
Construction	\$0.00	\$0.00	\$0.00
Const Engineering	\$0.00	\$0.00	\$0.00
Environmental	\$76,904.51	\$76,904.51	\$0.00
Other	\$145,430.00	\$145,430.00	\$0.00
Total	\$1,753,000.00	\$1,747,259.57	\$5,740.43

Current Project Expense Summary

PAY-AS-YOU-GO FUNDED PROJECTS

MOA01H15

Muddy River Logandale Levee
Interlocal Amount \$8,500,000.00

Original Funding Date 01/08/2015
Expiration Date 06/30/2020

Category	ILC Funding Allocation	Amount Spent	Total Remaining
Right of Way	\$0.00	\$0.00	\$0.00
Pre-Design	\$0.00	\$0.00	\$0.00
Design	\$0.00	\$0.00	\$0.00
Construction	\$7,900,000.00	\$7,825,914.65	\$74,085.35
Const Engineering	\$600,000.00	\$383,573.63	\$216,426.37
Environmental	\$0.00	\$0.00	\$0.00
Other	\$0.00	\$0.00	\$0.00
Total	\$8,500,000.00	\$8,209,488.28	\$290,511.72

MOA03A11

Fairgrounds Detention Basin
Interlocal Amount \$1,011,500.00

Original Funding Date 02/10/2011
Expiration Date 06/30/2020

Category	ILC Funding Allocation	Amount Spent	Total Remaining
Right of Way	\$95,000.00	\$40,509.05	\$54,490.95
Pre-Design	\$0.00	\$0.00	\$0.00
Design	\$727,000.00	\$656,375.20	\$70,624.80
Construction	\$0.00	\$0.00	\$0.00
Const Engineering	\$0.00	\$0.00	\$0.00
Environmental	\$172,500.00	\$148,463.56	\$24,036.44
Other	\$17,000.00	\$8,226.97	\$8,773.03
Total	\$1,011,500.00	\$853,574.78	\$157,925.22

SEA02B19

Searchlight West - State Highway 164
Interlocal Amount \$500,000.00

Original Funding Date 10/10/2019
Expiration Date 06/30/2024

Category	ILC Funding Allocation	Amount Spent	Total Remaining
Right of Way	\$5,000.00	\$0.00	\$5,000.00
Pre-Design	\$0.00	\$0.00	\$0.00
Design	\$493,000.00	\$0.00	\$493,000.00
Construction	\$0.00	\$0.00	\$0.00
Const Engineering	\$0.00	\$0.00	\$0.00
Environmental	\$2,000.00	\$0.00	\$2,000.00
Other	\$0.00	\$0.00	\$0.00
Total	\$500,000.00	\$0.00	\$500,000.00

Current Project Expense Summary

PAY-AS-YOU-GO FUNDED PROJECTS

SEA03A09

Searchlight - South, Encinitas St Storm Drain
 Interlocal Amount \$138,000.00

Original Funding Date 08/13/2009
 Expiration Date 12/31/2019

Category	ILC Funding Allocation	Amount Spent	Total Remaining
Right of Way	\$500.00	\$0.00	\$500.00
Pre-Design	\$0.00	\$0.00	\$0.00
Design	\$137,000.00	\$31,272.42	\$105,727.58
Construction	\$0.00	\$0.00	\$0.00
Const Engineering	\$0.00	\$0.00	\$0.00
Environmental	\$500.00	\$0.00	\$500.00
Other	\$0.00	\$0.00	\$0.00
Total	\$138,000.00	\$31,272.42	\$106,727.58

SEA03B17

Searchlight-South, Encinitas St. Storm Drain
 Interlocal Amount \$2,530,000.00

Original Funding Date 08/10/2017
 Expiration Date 06/30/2022

Category	ILC Funding Allocation	Amount Spent	Total Remaining
Right of Way	\$0.00	\$0.00	\$0.00
Pre-Design	\$0.00	\$0.00	\$0.00
Design	\$0.00	\$0.00	\$0.00
Construction	\$2,330,000.00	\$1,883,039.51	\$446,960.49
Const Engineering	\$200,000.00	\$169,168.70	\$30,831.30
Environmental	\$0.00	\$0.00	\$0.00
Other	\$0.00	\$0.00	\$0.00
Total	\$2,530,000.00	\$2,052,208.21	\$477,791.79

Current Project Expense Summary

PAY-AS-YOU-GO FUNDED PROJECTS

ENTITY: COE/Clark County

COEG294

Tropicana & Flamingo Washes

Interlocal Amount \$36,259,348.00

Original Funding Date 01/12/1995

Expiration Date 06/30/2021

Category	ILC Funding Allocation	Amount Spent	Total Remaining
Right of Way	\$26,846,216.04	\$26,518,772.39	\$327,443.65
Pre-Design	\$0.00	\$0.00	\$0.00
Design	\$0.00	\$0.00	\$0.00
Construction	\$0.00	\$0.00	\$0.00
Const Engineering	\$0.00	\$0.00	\$0.00
Environmental	\$0.00	\$0.00	\$0.00
Other	\$9,413,131.96	\$9,363,742.46	\$49,389.50
Total	\$36,259,348.00	\$35,882,514.85	\$376,833.15

ENTITY: Henderson

HEN05E09

Pittman, Horizon Ridge Detention Basin

Interlocal Amount \$792,285.00

Original Funding Date 12/10/2009

Expiration Date 06/30/2021

Category	ILC Funding Allocation	Amount Spent	Total Remaining
Right of Way	\$49,003.78	\$49,003.78	\$0.00
Pre-Design	\$0.00	\$0.00	\$0.00
Design	\$654,803.05	\$646,545.83	\$8,257.22
Construction	\$0.00	\$0.00	\$0.00
Const Engineering	\$0.00	\$0.00	\$0.00
Environmental	\$88,478.17	\$88,478.17	\$0.00
Other	\$0.00	\$0.00	\$0.00
Total	\$792,285.00	\$784,027.78	\$8,257.22

Current Project Expense Summary

PAY-AS-YOU-GO FUNDED PROJECTS

HEN07F18

Whitney Ranch Channel Replacement Project

Interlocal Amount \$934,549.00

Original Funding Date 08/09/2018

Expiration Date 06/30/2021

Category	ILC Funding Allocation	Amount Spent	Total Remaining
Right of Way	\$54,164.00	\$39,151.60	\$15,012.40
Pre-Design	\$0.00	\$0.00	\$0.00
Design	\$674,750.00	\$192,941.01	\$481,808.99
Construction	\$0.00	\$0.00	\$0.00
Const Engineering	\$0.00	\$0.00	\$0.00
Environmental	\$126,164.00	\$33,172.00	\$92,992.00
Other	\$79,471.00	\$0.00	\$79,471.00
Total	\$934,549.00	\$265,264.61	\$669,284.39

HEN16A01

Pittman North Detention Basin & Outfall

Interlocal Amount \$2,264,514.00

Original Funding Date 07/12/2001

Expiration Date 12/31/2020

Category	ILC Funding Allocation	Amount Spent	Total Remaining
Right of Way	\$108,800.68	\$108,800.68	\$0.00
Pre-Design	\$0.00	\$0.00	\$0.00
Design	\$1,671,369.22	\$1,582,225.42	\$89,143.80
Construction	\$0.00	\$0.00	\$0.00
Const Engineering	\$0.00	\$0.00	\$0.00
Environmental	\$401,827.10	\$401,827.10	\$0.00
Other	\$82,517.00	\$49,131.32	\$33,385.68
Total	\$2,264,514.00	\$2,141,984.52	\$122,529.48

HEN16F17

Pittman North Detention Basin & Outfall, Phase III

Interlocal Amount \$25,700,000.00

Original Funding Date 07/13/2017

Expiration Date 12/30/2019

Category	ILC Funding Allocation	Amount Spent	Total Remaining
Right of Way	\$0.00	\$0.00	\$0.00
Pre-Design	\$0.00	\$0.00	\$0.00
Design	\$0.00	\$0.00	\$0.00
Construction	\$24,500,000.00	\$21,968,648.64	\$2,531,351.36
Const Engineering	\$1,200,000.00	\$798,285.71	\$401,714.29
Environmental	\$0.00	\$0.00	\$0.00
Other	\$0.00	\$0.00	\$0.00
Total	\$25,700,000.00	\$22,766,934.35	\$2,933,065.65

Current Project Expense Summary

PAY-AS-YOU-GO FUNDED PROJECTS

HEN25B19

Pittman Pabco - Boulder Highway Crossing
Interlocal Amount \$1,454,530.00

Original Funding Date 09/12/2019
Expiration Date 12/31/2020

Category	ILC Funding Allocation	Amount Spent	Total Remaining
Right of Way	\$0.00	\$0.00	\$0.00
Pre-Design	\$0.00	\$0.00	\$0.00
Design	\$0.00	\$0.00	\$0.00
Construction	\$1,346,787.00	\$0.00	\$1,346,787.00
Const Engineering	\$107,743.00	\$0.00	\$107,743.00
Environmental	\$0.00	\$0.00	\$0.00
Other	\$0.00	\$0.00	\$0.00
Total	\$1,454,530.00	\$0.00	\$1,454,530.00

HLD06B19

Chickasaw Storm Drain
Interlocal Amount \$1,999,964.00

Original Funding Date 07/11/2019
Expiration Date 12/31/2020

Category	ILC Funding Allocation	Amount Spent	Total Remaining
Right of Way	\$0.00	\$0.00	\$0.00
Pre-Design	\$0.00	\$0.00	\$0.00
Design	\$0.00	\$0.00	\$0.00
Construction	\$1,999,964.00	\$0.00	\$1,999,964.00
Const Engineering	\$0.00	\$0.00	\$0.00
Environmental	\$0.00	\$0.00	\$0.00
Other	\$0.00	\$0.00	\$0.00
Total	\$1,999,964.00	\$0.00	\$1,999,964.00

ENTITY: Las Vegas

LAS14C11

Freeway Channel-Washington, MLK to Rancho Drive
Interlocal Amount \$1,073,510.00

Original Funding Date 07/14/2011
Expiration Date 12/30/2019

Category	ILC Funding Allocation	Amount Spent	Total Remaining
Right of Way	\$5,000.00	\$1,792.87	\$3,207.13
Pre-Design	\$0.00	\$0.00	\$0.00
Design	\$1,063,510.00	\$1,023,752.42	\$39,757.58
Construction	\$0.00	\$0.00	\$0.00
Const Engineering	\$0.00	\$0.00	\$0.00
Environmental	\$5,000.00	\$0.00	\$5,000.00
Other	\$0.00	\$0.00	\$0.00
Total	\$1,073,510.00	\$1,025,545.29	\$47,964.71

Current Project Expense Summary

PAY-AS-YOU-GO FUNDED PROJECTS

LAS16P15

Rancho Road System - Elkhorn, Grand Canyon to
Hualapai

Interlocal Amount \$654,000.00

Original Funding Date 07/09/2015

Expiration Date 06/30/2021

Category	ILC Funding Allocation	Amount Spent	Total Remaining
Right of Way	\$2,000.00	\$0.00	\$2,000.00
Pre-Design	\$0.00	\$0.00	\$0.00
Design	\$650,000.00	\$612,844.49	\$37,155.51
Construction	\$0.00	\$0.00	\$0.00
Const Engineering	\$0.00	\$0.00	\$0.00
Environmental	\$2,000.00	\$0.00	\$2,000.00
Other	\$0.00	\$0.00	\$0.00
Total	\$654,000.00	\$612,844.49	\$41,155.51

LAS16Q18

Rancho Road System-Elkhorn, Grand Canyon to
Hualapai

Interlocal Amount \$5,185,760.00

Original Funding Date 03/08/2018

Expiration Date 01/31/2020

Category	ILC Funding Allocation	Amount Spent	Total Remaining
Right of Way	\$0.00	\$0.00	\$0.00
Pre-Design	\$0.00	\$0.00	\$0.00
Design	\$0.00	\$0.00	\$0.00
Construction	\$4,676,189.00	\$1,929,290.00	\$2,746,899.00
Const Engineering	\$509,571.00	\$258,132.77	\$251,438.23
Environmental	\$0.00	\$0.00	\$0.00
Other	\$0.00	\$0.00	\$0.00
Total	\$5,185,760.00	\$2,187,422.77	\$2,998,337.23

LAS22S13

Brent Drainage System-Floyd Lamb Park to Durango
Drive

Interlocal Amount \$533,365.00

Original Funding Date 07/11/2013

Expiration Date 06/30/2020

Category	ILC Funding Allocation	Amount Spent	Total Remaining
Right of Way	\$1,000.00	\$0.00	\$1,000.00
Pre-Design	\$0.00	\$0.00	\$0.00
Design	\$530,365.00	\$449,880.55	\$80,484.45
Construction	\$0.00	\$0.00	\$0.00
Const Engineering	\$0.00	\$0.00	\$0.00
Environmental	\$2,000.00	\$0.00	\$2,000.00
Other	\$0.00	\$0.00	\$0.00
Total	\$533,365.00	\$449,880.55	\$83,484.45

Current Project Expense Summary

PAY-AS-YOU-GO FUNDED PROJECTS

LAS22T15

Brent Drainage System - Floyd Lamb Park to Durango Drive

Interlocal Amount \$4,900,700.00

Original Funding Date 08/13/2015

Expiration Date 12/31/2020

Category	ILC Funding Allocation	Amount Spent	Total Remaining
Right of Way	\$0.00	\$0.00	\$0.00
Pre-Design	\$0.00	\$0.00	\$0.00
Design	\$0.00	\$0.00	\$0.00
Construction	\$4,600,000.00	\$4,592,644.15	\$7,355.85
Const Engineering	\$300,700.00	\$220,205.04	\$80,494.96
Environmental	\$0.00	\$0.00	\$0.00
Other	\$0.00	\$0.00	\$0.00
Total	\$4,900,700.00	\$4,812,849.19	\$87,850.81

LAS22U19

Brent Drainage System-Durango to OHare Ave

Interlocal Amount \$1,100,000.00

Original Funding Date 07/11/2019

Expiration Date 06/30/2022

Category	ILC Funding Allocation	Amount Spent	Total Remaining
Right of Way	\$2,000.00	\$0.00	\$2,000.00
Pre-Design	\$0.00	\$0.00	\$0.00
Design	\$1,096,000.00	\$0.00	\$1,096,000.00
Construction	\$0.00	\$0.00	\$0.00
Const Engineering	\$0.00	\$0.00	\$0.00
Environmental	\$2,000.00	\$0.00	\$2,000.00
Other	\$0.00	\$0.00	\$0.00
Total	\$1,100,000.00	\$0.00	\$1,100,000.00

LAS23E13

Centennial Pkwy Channel West-CC 215, Pioneer Way to US95

Interlocal Amount \$1,070,687.00

Original Funding Date 07/11/2013

Expiration Date 06/30/2020

Category	ILC Funding Allocation	Amount Spent	Total Remaining
Right of Way	\$2,000.00	\$604.38	\$1,395.62
Pre-Design	\$0.00	\$0.00	\$0.00
Design	\$1,063,687.00	\$818,045.21	\$245,641.79
Construction	\$0.00	\$0.00	\$0.00
Const Engineering	\$0.00	\$0.00	\$0.00
Environmental	\$5,000.00	\$0.00	\$5,000.00
Other	\$0.00	\$0.00	\$0.00
Total	\$1,070,687.00	\$818,649.59	\$252,037.41

Current Project Expense Summary

PAY-AS-YOU-GO FUNDED PROJECTS

LAS23F14

Centennial Parkway Channel West-CC215, Pioneer Way to US95

Interlocal Amount \$13,900,000.00

Original Funding Date 11/13/2014

Expiration Date 06/30/2020

Category	ILC Funding Allocation	Amount Spent	Total Remaining
Right of Way	\$0.00	\$0.00	\$0.00
Pre-Design	\$0.00	\$0.00	\$0.00
Design	\$0.00	\$0.00	\$0.00
Construction	\$12,800,000.00	\$12,552,817.62	\$247,182.38
Const Engineering	\$1,100,000.00	\$57,065.13	\$1,042,934.87
Environmental	\$0.00	\$0.00	\$0.00
Other	\$0.00	\$0.00	\$0.00
Total	\$13,900,000.00	\$12,609,882.75	\$1,290,117.25

LAS23G15

Centennial Parkway Channel West-US95, CC215 to Durango

Interlocal Amount \$1,261,471.00

Original Funding Date 07/09/2015

Expiration Date 06/30/2021

Category	ILC Funding Allocation	Amount Spent	Total Remaining
Right of Way	\$4,000.00	\$0.00	\$4,000.00
Pre-Design	\$0.00	\$0.00	\$0.00
Design	\$1,253,471.00	\$1,033,454.57	\$220,016.43
Construction	\$0.00	\$0.00	\$0.00
Const Engineering	\$0.00	\$0.00	\$0.00
Environmental	\$4,000.00	\$0.00	\$4,000.00
Other	\$0.00	\$0.00	\$0.00
Total	\$1,261,471.00	\$1,033,454.57	\$228,016.43

LAS23H15

Centennial Parkway Channel West-US95, Durango to Grand Teton

Interlocal Amount \$985,231.00

Original Funding Date 07/09/2015

Expiration Date 06/30/2021

Category	ILC Funding Allocation	Amount Spent	Total Remaining
Right of Way	\$2,000.00	\$0.00	\$2,000.00
Pre-Design	\$0.00	\$0.00	\$0.00
Design	\$981,231.00	\$567,853.85	\$413,377.15
Construction	\$0.00	\$0.00	\$0.00
Const Engineering	\$0.00	\$0.00	\$0.00
Environmental	\$2,000.00	\$0.00	\$2,000.00
Other	\$0.00	\$0.00	\$0.00
Total	\$985,231.00	\$567,853.85	\$417,377.15

Current Project Expense Summary

PAY-AS-YOU-GO FUNDED PROJECTS

LAS23I17

Cent Pkwy Chnl West-US95, CC215 to Grand Teton,
Kyle Cyn

Interlocal Amount \$26,425,221.00

Original Funding Date 03/09/2017

Expiration Date 06/30/2020

Category	ILC Funding Allocation	Amount Spent	Total Remaining
Right of Way	\$0.00	\$0.00	\$0.00
Pre-Design	\$0.00	\$0.00	\$0.00
Design	\$0.00	\$0.00	\$0.00
Construction	\$23,825,221.00	\$11,618,144.98	\$12,207,076.02
Const Engineering	\$2,600,000.00	\$62,547.84	\$2,537,452.16
Environmental	\$0.00	\$0.00	\$0.00
Other	\$0.00	\$0.00	\$0.00
Total	\$26,425,221.00	\$11,680,692.82	\$14,744,528.18

LAS24I15

Gowan Box Canyon - Lone Mountain Road
Interlocal Amount \$704,000.00

Original Funding Date 07/09/2015

Expiration Date 06/30/2021

Category	ILC Funding Allocation	Amount Spent	Total Remaining
Right of Way	\$2,000.00	\$0.00	\$2,000.00
Pre-Design	\$0.00	\$0.00	\$0.00
Design	\$700,000.00	\$423,742.73	\$276,257.27
Construction	\$0.00	\$0.00	\$0.00
Const Engineering	\$0.00	\$0.00	\$0.00
Environmental	\$2,000.00	\$0.00	\$2,000.00
Other	\$0.00	\$0.00	\$0.00
Total	\$704,000.00	\$423,742.73	\$280,257.27

LAS24J15

Gowan North - El Capitan Branch, Lone Mountain to
Ann Road
Interlocal Amount \$785,478.00

Original Funding Date 07/09/2015

Expiration Date 06/30/2021

Category	ILC Funding Allocation	Amount Spent	Total Remaining
Right of Way	\$2,000.00	\$0.00	\$2,000.00
Pre-Design	\$0.00	\$0.00	\$0.00
Design	\$781,478.00	\$777,904.15	\$3,573.85
Construction	\$0.00	\$0.00	\$0.00
Const Engineering	\$0.00	\$0.00	\$0.00
Environmental	\$2,000.00	\$0.00	\$2,000.00
Other	\$0.00	\$0.00	\$0.00
Total	\$785,478.00	\$777,904.15	\$7,573.85

Current Project Expense Summary

PAY-AS-YOU-GO FUNDED PROJECTS

LAS24L17

Gowan North-El Capitan Branch, Ann Rd to
Centennial Pkwy
Interlocal Amount \$861,670.00

Original Funding Date 08/10/2017

Expiration Date 06/30/2020

Category	ILC Funding Allocation	Amount Spent	Total Remaining
Right of Way	\$2,000.00	\$0.00	\$2,000.00
Pre-Design	\$0.00	\$0.00	\$0.00
Design	\$857,670.00	\$174,537.69	\$683,132.31
Construction	\$0.00	\$0.00	\$0.00
Const Engineering	\$0.00	\$0.00	\$0.00
Environmental	\$2,000.00	\$0.00	\$2,000.00
Other	\$0.00	\$0.00	\$0.00
Total	\$861,670.00	\$174,537.69	\$687,132.31

LAS24M17

Gowan North-El Capitan Branch, Lone Mtn to Ann Rd.
Interlocal Amount \$9,630,600.00

Original Funding Date 10/12/2017

Expiration Date 09/30/2020

Category	ILC Funding Allocation	Amount Spent	Total Remaining
Right of Way	\$0.00	\$0.00	\$0.00
Pre-Design	\$0.00	\$0.00	\$0.00
Design	\$0.00	\$0.00	\$0.00
Construction	\$8,700,500.00	\$7,867,200.45	\$833,299.55
Const Engineering	\$930,100.00	\$851,575.84	\$78,524.16
Environmental	\$0.00	\$0.00	\$0.00
Other	\$0.00	\$0.00	\$0.00
Total	\$9,630,600.00	\$8,718,776.29	\$911,823.71

LAS25B13

Cedar Avenue Channel Improvements
Interlocal Amount \$831,489.00

Original Funding Date 07/11/2013

Expiration Date 06/30/2021

Category	ILC Funding Allocation	Amount Spent	Total Remaining
Right of Way	\$2,000.00	\$0.00	\$2,000.00
Pre-Design	\$0.00	\$0.00	\$0.00
Design	\$827,489.00	\$689,566.15	\$137,922.85
Construction	\$0.00	\$0.00	\$0.00
Const Engineering	\$0.00	\$0.00	\$0.00
Environmental	\$2,000.00	\$0.00	\$2,000.00
Other	\$0.00	\$0.00	\$0.00
Total	\$831,489.00	\$689,566.15	\$141,922.85

Current Project Expense Summary

PAY-AS-YOU-GO FUNDED PROJECTS

LAS28C12

Las Vegas Wash - Sloan Channel to Cedar Avenue
Interlocal Amount \$110,000.00

Original Funding Date 06/14/2012
Expiration Date 06/30/2022

Category	ILC Funding Allocation	Amount Spent	Total Remaining
Right of Way	\$0.00	\$0.00	\$0.00
Pre-Design	\$0.00	\$0.00	\$0.00
Design	\$110,000.00	\$88,302.56	\$21,697.44
Construction	\$0.00	\$0.00	\$0.00
Const Engineering	\$0.00	\$0.00	\$0.00
Environmental	\$0.00	\$0.00	\$0.00
Other	\$0.00	\$0.00	\$0.00
Total	\$110,000.00	\$88,302.56	\$21,697.44

LAS29B15

Flamingo-Boulder HWY N-Boulder HWY Sahara to
Charleston
Interlocal Amount \$1,726,003.00

Original Funding Date 12/10/2015
Expiration Date 12/31/2019

Category	ILC Funding Allocation	Amount Spent	Total Remaining
Right of Way	\$34,000.00	\$0.00	\$34,000.00
Pre-Design	\$0.00	\$0.00	\$0.00
Design	\$1,673,003.00	\$1,463,176.14	\$209,826.86
Construction	\$0.00	\$0.00	\$0.00
Const Engineering	\$0.00	\$0.00	\$0.00
Environmental	\$19,000.00	\$0.00	\$19,000.00
Other	\$0.00	\$0.00	\$0.00
Total	\$1,726,003.00	\$1,463,176.14	\$262,826.86

LAS29C16

Flamingo-Bldr Hwy, N Charleston-Maryland Pkwy
System
Interlocal Amount \$2,488,829.00

Original Funding Date 09/08/2016
Expiration Date 06/30/2022

Category	ILC Funding Allocation	Amount Spent	Total Remaining
Right of Way	\$5,000.00	\$0.00	\$5,000.00
Pre-Design	\$0.00	\$0.00	\$0.00
Design	\$2,478,829.00	\$1,690,691.37	\$788,137.63
Construction	\$0.00	\$0.00	\$0.00
Const Engineering	\$0.00	\$0.00	\$0.00
Environmental	\$5,000.00	\$0.00	\$5,000.00
Other	\$0.00	\$0.00	\$0.00
Total	\$2,488,829.00	\$1,690,691.37	\$798,137.63

Current Project Expense Summary

PAY-AS-YOU-GO FUNDED PROJECTS

LAS29D17

Flamingo-Boulder Hwy North, Charleston, Main to Maryland
Interlocal Amount \$1,529,674.00

Original Funding Date 08/10/2017

Expiration Date 06/30/2020

Category	ILC Funding Allocation	Amount Spent	Total Remaining
Right of Way	\$2,000.00	\$0.00	\$2,000.00
Pre-Design	\$0.00	\$0.00	\$0.00
Design	\$1,525,674.00	\$427,765.04	\$1,097,908.96
Construction	\$0.00	\$0.00	\$0.00
Const Engineering	\$0.00	\$0.00	\$0.00
Environmental	\$2,000.00	\$0.00	\$2,000.00
Other	\$0.00	\$0.00	\$0.00
Total	\$1,529,674.00	\$427,765.04	\$1,101,908.96

LAS29E18

Flamingo - Boulder Hwy North - Boulder Hwy, Sahara to Charleston
Interlocal Amount \$30,664,139.00

Original Funding Date 10/11/2018

Expiration Date 01/31/2021

Category	ILC Funding Allocation	Amount Spent	Total Remaining
Right of Way	\$0.00	\$0.00	\$0.00
Pre-Design	\$0.00	\$0.00	\$0.00
Design	\$0.00	\$0.00	\$0.00
Construction	\$28,829,533.00	\$0.00	\$28,829,533.00
Const Engineering	\$1,834,606.00	\$27,000.94	\$1,807,605.06
Environmental	\$0.00	\$0.00	\$0.00
Other	\$0.00	\$0.00	\$0.00
Total	\$30,664,139.00	\$27,000.94	\$30,637,138.06

LAS30A13

Gowan-Alexander Rd., Rancho Drive to Decatur Boulevard
Interlocal Amount \$711,938.00

Original Funding Date 07/11/2013

Expiration Date 06/30/2022

Category	ILC Funding Allocation	Amount Spent	Total Remaining
Right of Way	\$3,000.00	\$0.00	\$3,000.00
Pre-Design	\$0.00	\$0.00	\$0.00
Design	\$706,938.00	\$260,779.40	\$446,158.60
Construction	\$0.00	\$0.00	\$0.00
Const Engineering	\$0.00	\$0.00	\$0.00
Environmental	\$2,000.00	\$0.00	\$2,000.00
Other	\$0.00	\$0.00	\$0.00
Total	\$711,938.00	\$260,779.40	\$451,158.60

Current Project Expense Summary

PAY-AS-YOU-GO FUNDED PROJECTS

LAS31A17

LVW-Moccasin, Skye Canyon Park to Upper LVW
Interlocal Amount \$60,000.00

Original Funding Date 12/14/2017
Expiration Date 06/30/2020

Category	ILC Funding Allocation	Amount Spent	Total Remaining
Right of Way	\$0.00	\$0.00	\$0.00
Pre-Design	\$0.00	\$0.00	\$0.00
Design	\$60,000.00	\$40,660.39	\$19,339.61
Construction	\$0.00	\$0.00	\$0.00
Const Engineering	\$0.00	\$0.00	\$0.00
Environmental	\$0.00	\$0.00	\$0.00
Other	\$0.00	\$0.00	\$0.00
Total	\$60,000.00	\$40,660.39	\$19,339.61

LAS31B18

LVW - Moccasin, Skye Canyon Park to Upper LVW
Interlocal Amount \$15,393,582.00

Original Funding Date 11/08/2018
Expiration Date 01/31/2021

Category	ILC Funding Allocation	Amount Spent	Total Remaining
Right of Way	\$0.00	\$0.00	\$0.00
Pre-Design	\$0.00	\$0.00	\$0.00
Design	\$0.00	\$0.00	\$0.00
Construction	\$14,386,525.00	\$0.00	\$14,386,525.00
Const Engineering	\$1,007,057.00	\$0.00	\$1,007,057.00
Environmental	\$0.00	\$0.00	\$0.00
Other	\$0.00	\$0.00	\$0.00
Total	\$15,393,582.00	\$0.00	\$15,393,582.00

LLD10B13

Buckskin Avenue Storm Drain
Interlocal Amount \$1,200,000.00

Original Funding Date 07/11/2013
Expiration Date 12/30/2019

Category	ILC Funding Allocation	Amount Spent	Total Remaining
Right of Way	\$0.00	\$0.00	\$0.00
Pre-Design	\$0.00	\$0.00	\$0.00
Design	\$0.00	\$0.00	\$0.00
Construction	\$1,200,000.00	\$939,080.98	\$260,919.02
Const Engineering	\$0.00	\$0.00	\$0.00
Environmental	\$0.00	\$0.00	\$0.00
Other	\$0.00	\$0.00	\$0.00
Total	\$1,200,000.00	\$939,080.98	\$260,919.02

Current Project Expense Summary

PAY-AS-YOU-GO FUNDED PROJECTS

LLD19A18

Luning Drive Storm Drain

Interlocal Amount \$1,201,965.00

Original Funding Date 07/12/2018

Expiration Date 06/30/2021

Category	ILC Funding Allocation	Amount Spent	Total Remaining
Right of Way	\$0.00	\$0.00	\$0.00
Pre-Design	\$0.00	\$0.00	\$0.00
Design	\$0.00	\$0.00	\$0.00
Construction	\$1,201,965.00	\$0.00	\$1,201,965.00
Const Engineering	\$0.00	\$0.00	\$0.00
Environmental	\$0.00	\$0.00	\$0.00
Other	\$0.00	\$0.00	\$0.00
Total	\$1,201,965.00	\$0.00	\$1,201,965.00

ENTITY: Mesquite

MES01E17

Town Wash-Mesa Boulevard, El Dorado to Town Wash

Interlocal Amount \$539,582.75

Original Funding Date 09/14/2017

Expiration Date 09/30/2021

Category	ILC Funding Allocation	Amount Spent	Total Remaining
Right of Way	\$0.00	\$0.00	\$0.00
Pre-Design	\$0.00	\$0.00	\$0.00
Design	\$422,988.00	\$340,388.00	\$82,600.00
Construction	\$0.00	\$0.00	\$0.00
Const Engineering	\$0.00	\$0.00	\$0.00
Environmental	\$116,594.75	\$0.00	\$116,594.75
Other	\$0.00	\$0.00	\$0.00
Total	\$539,582.75	\$340,388.00	\$199,194.75

Current Project Expense Summary

PAY-AS-YOU-GO FUNDED PROJECTS

MES04A15

Virgin River Flood Wall

Interlocal Amount \$1,433,903.00

Original Funding Date 11/12/2015

Expiration Date 07/30/2020

Category	ILC Funding Allocation	Amount Spent	Total Remaining
Right of Way	\$18,680.00	\$0.00	\$18,680.00
Pre-Design	\$208,278.00	\$207,278.00	\$1,000.00
Design	\$886,060.00	\$185,070.64	\$700,989.36
Construction	\$0.00	\$0.00	\$0.00
Const Engineering	\$0.00	\$0.00	\$0.00
Environmental	\$157,630.00	\$0.00	\$157,630.00
Other	\$163,255.00	\$0.00	\$163,255.00
Total	\$1,433,903.00	\$392,348.64	\$1,041,554.36

ENTITY: North Las Vegas

NLV03E13

Hollywood System, Dunes South DB to Centennial
Parkway

Interlocal Amount \$2,706,972.00

Original Funding Date 10/10/2013

Expiration Date 12/31/2022

Category	ILC Funding Allocation	Amount Spent	Total Remaining
Right of Way	\$656,972.00	\$58,432.79	\$598,539.21
Pre-Design	\$0.00	\$0.00	\$0.00
Design	\$2,040,000.00	\$1,848,397.45	\$191,602.55
Construction	\$0.00	\$0.00	\$0.00
Const Engineering	\$0.00	\$0.00	\$0.00
Environmental	\$10,000.00	\$0.00	\$10,000.00
Other	\$0.00	\$0.00	\$0.00
Total	\$2,706,972.00	\$1,906,830.24	\$800,141.76

Current Project Expense Summary

PAY-AS-YOU-GO FUNDED PROJECTS

NLV03F17

Range Wash - Ann Branch

Interlocal Amount \$1,081,889.00

Original Funding Date 03/09/2017

Expiration Date 06/30/2021

Category	ILC Funding Allocation	Amount Spent	Total Remaining
Right of Way	\$250,000.00	\$16,680.92	\$233,319.08
Pre-Design	\$0.00	\$0.00	\$0.00
Design	\$821,889.00	\$478,527.52	\$343,361.48
Construction	\$0.00	\$0.00	\$0.00
Const Engineering	\$0.00	\$0.00	\$0.00
Environmental	\$10,000.00	\$0.00	\$10,000.00
Other	\$0.00	\$0.00	\$0.00
Total	\$1,081,889.00	\$495,208.44	\$586,680.56

NLV03G17

Hollywood System, Centennial Pkwy-Speedway #2 DB

Interlocal Amount \$1,586,850.00

Original Funding Date 03/09/2017

Expiration Date 06/30/2022

Category	ILC Funding Allocation	Amount Spent	Total Remaining
Right of Way	\$507,125.00	\$30,425.29	\$476,699.71
Pre-Design	\$0.00	\$0.00	\$0.00
Design	\$1,069,725.00	\$845,620.47	\$224,104.53
Construction	\$0.00	\$0.00	\$0.00
Const Engineering	\$0.00	\$0.00	\$0.00
Environmental	\$10,000.00	\$0.00	\$10,000.00
Other	\$0.00	\$0.00	\$0.00
Total	\$1,586,850.00	\$876,045.76	\$710,804.24

NLV03H17

Hollywood System, Dunes S DB to Centennial Pkwy-
Phase I

Interlocal Amount \$13,109,000.00

Original Funding Date 11/09/2017

Expiration Date 06/30/2020

Category	ILC Funding Allocation	Amount Spent	Total Remaining
Right of Way	\$0.00	\$0.00	\$0.00
Pre-Design	\$0.00	\$0.00	\$0.00
Design	\$0.00	\$0.00	\$0.00
Construction	\$12,290,000.00	\$10,176,534.89	\$2,113,465.11
Const Engineering	\$819,000.00	\$203,383.09	\$615,616.91
Environmental	\$0.00	\$0.00	\$0.00
Other	\$0.00	\$0.00	\$0.00
Total	\$13,109,000.00	\$10,379,917.98	\$2,729,082.02

Current Project Expense Summary

PAY-AS-YOU-GO FUNDED PROJECTS

NLV03I18

Range Wash - Ann Branch, Phase I

Interlocal Amount \$2,668,000.00

Original Funding Date 02/08/2018

Expiration Date 12/31/2020

Category	ILC Funding Allocation	Amount Spent	Total Remaining
Right of Way	\$0.00	\$0.00	\$0.00
Pre-Design	\$0.00	\$0.00	\$0.00
Design	\$0.00	\$0.00	\$0.00
Construction	\$2,470,000.00	\$2,459,257.99	\$10,742.01
Const Engineering	\$198,000.00	\$177,442.93	\$20,557.07
Environmental	\$0.00	\$0.00	\$0.00
Other	\$0.00	\$0.00	\$0.00
Total	\$2,668,000.00	\$2,636,700.92	\$31,299.08

NLV04K17

Gowan Outfall, Alexander Rd - Decatur to Simmons Street

Interlocal Amount \$1,931,156.00

Original Funding Date 02/09/2017

Expiration Date 06/30/2022

Category	ILC Funding Allocation	Amount Spent	Total Remaining
Right of Way	\$0.00	\$0.00	\$0.00
Pre-Design	\$0.00	\$0.00	\$0.00
Design	\$1,921,156.00	\$787,371.37	\$1,133,784.63
Construction	\$0.00	\$0.00	\$0.00
Const Engineering	\$0.00	\$0.00	\$0.00
Environmental	\$10,000.00	\$0.00	\$10,000.00
Other	\$0.00	\$0.00	\$0.00
Total	\$1,931,156.00	\$787,371.37	\$1,143,784.63

NLV09E11

Vandenberg North Detention Basin & Outfall

Interlocal Amount \$1,534,770.00

Original Funding Date 04/14/2011

Expiration Date 06/30/2022

Category	ILC Funding Allocation	Amount Spent	Total Remaining
Right of Way	\$64,673.77	\$51,225.65	\$13,448.12
Pre-Design	\$123,326.23	\$123,326.23	\$0.00
Design	\$1,220,000.00	\$1,040,645.60	\$179,354.40
Construction	\$0.00	\$0.00	\$0.00
Const Engineering	\$0.00	\$0.00	\$0.00
Environmental	\$126,770.00	\$121,770.00	\$5,000.00
Other	\$0.00	\$0.00	\$0.00
Total	\$1,534,770.00	\$1,336,967.48	\$197,802.52

Current Project Expense Summary

PAY-AS-YOU-GO FUNDED PROJECTS

NLV09I13

Beltway Detention Basin and Channel

Interlocal Amount \$1,334,000.00

Original Funding Date 10/10/2013

Expiration Date 06/30/2022

Category	ILC Funding Allocation	Amount Spent	Total Remaining
Right of Way	\$400,000.00	\$364,497.15	\$35,502.85
Pre-Design	\$0.00	\$0.00	\$0.00
Design	\$924,000.00	\$921,880.45	\$2,119.55
Construction	\$0.00	\$0.00	\$0.00
Const Engineering	\$0.00	\$0.00	\$0.00
Environmental	\$10,000.00	\$1,185.69	\$8,814.31
Other	\$0.00	\$0.00	\$0.00
Total	\$1,334,000.00	\$1,287,563.29	\$46,436.71

NLV10L19

Las Vegas Wash Cartier Channel

Interlocal Amount \$698,289.00

Original Funding Date 10/10/2019

Expiration Date 06/30/2025

Category	ILC Funding Allocation	Amount Spent	Total Remaining
Right of Way	\$20,000.00	\$0.00	\$20,000.00
Pre-Design	\$0.00	\$0.00	\$0.00
Design	\$676,289.00	\$0.00	\$676,289.00
Construction	\$0.00	\$0.00	\$0.00
Const Engineering	\$0.00	\$0.00	\$0.00
Environmental	\$2,000.00	\$0.00	\$2,000.00
Other	\$0.00	\$0.00	\$0.00
Total	\$698,289.00	\$0.00	\$698,289.00

NLV17C16

Fifth Street Collector, Centennial Pkwy to Deer Springs Way

Interlocal Amount \$726,079.00

Original Funding Date 11/10/2016

Expiration Date 06/30/2021

Category	ILC Funding Allocation	Amount Spent	Total Remaining
Right of Way	\$259,088.00	\$11,422.40	\$247,665.60
Pre-Design	\$0.00	\$0.00	\$0.00
Design	\$456,991.00	\$394,179.09	\$62,811.91
Construction	\$0.00	\$0.00	\$0.00
Const Engineering	\$0.00	\$0.00	\$0.00
Environmental	\$10,000.00	\$0.00	\$10,000.00
Other	\$0.00	\$0.00	\$0.00
Total	\$726,079.00	\$405,601.49	\$320,477.51

Current Project Expense Summary

PAY-AS-YOU-GO FUNDED PROJECTS

NLV17D18

Fifth St Collector, Centennial Pkwy to Deer Spgs Way
Interlocal Amount \$5,416,000.00

Original Funding Date 09/13/2018
Expiration Date 06/30/2022

Category	ILC Funding Allocation	Amount Spent	Total Remaining
Right of Way	\$0.00	\$0.00	\$0.00
Pre-Design	\$0.00	\$0.00	\$0.00
Design	\$0.00	\$0.00	\$0.00
Construction	\$4,950,000.00	\$1,990,932.00	\$2,959,068.00
Const Engineering	\$466,000.00	\$71,450.02	\$394,549.98
Environmental	\$0.00	\$0.00	\$0.00
Other	\$0.00	\$0.00	\$0.00
Total	\$5,416,000.00	\$2,062,382.02	\$3,353,617.98

NLV19A19

Carey-Lake Mead DB Outfall Modification
Interlocal Amount \$100,000.00

Original Funding Date 10/10/2019
Expiration Date 06/30/2025

Category	ILC Funding Allocation	Amount Spent	Total Remaining
Right of Way	\$0.00	\$0.00	\$0.00
Pre-Design	\$100,000.00	\$0.00	\$100,000.00
Design	\$0.00	\$0.00	\$0.00
Construction	\$0.00	\$0.00	\$0.00
Const Engineering	\$0.00	\$0.00	\$0.00
Environmental	\$0.00	\$0.00	\$0.00
Other	\$0.00	\$0.00	\$0.00
Total	\$100,000.00	\$0.00	\$100,000.00

Pay-As-You-Go Totals

Category	ILC Funding Allocation	Amount Spent	Total Remaining
Right of Way	\$44,410,998.41	\$39,864,265.66	\$4,546,732.75
Pre-Design	\$431,604.23	\$330,604.23	\$101,000.00
Design	\$50,625,525.62	\$34,862,630.12	\$15,762,895.50
Construction	\$163,597,684.00	\$90,352,698.30	\$73,244,985.70
Const Engineering	\$12,541,777.00	\$3,801,416.69	\$8,740,360.31
Environmental	\$2,844,268.53	\$1,911,544.51	\$932,724.02
Other	\$10,766,904.96	\$10,263,147.30	\$503,757.66
Total	\$285,218,762.75	\$181,386,306.81	\$103,832,455.94
Construction Projects = 19 Design / Other Projects = 53			

Current Project Expense Summary

BOND FUNDED PROJECTS

ENTITY: Boulder City

BOU01E19

Hemenway System, Phase IIB Improvements

Interlocal Amount \$4,669,036.00

Original Funding Date 11/14/2019

Expiration Date 12/30/2020

Category	ILC Funding Allocation	Amount Spent	Total Remaining
Right of Way	\$0.00	\$0.00	\$0.00
Pre-Design	\$0.00	\$0.00	\$0.00
Design	\$0.00	\$0.00	\$0.00
Construction	\$4,284,036.00	\$0.00	\$4,284,036.00
Const Engineering	\$385,000.00	\$0.00	\$385,000.00
Environmental	\$0.00	\$0.00	\$0.00
Other	\$0.00	\$0.00	\$0.00
Total	\$4,669,036.00	\$0.00	\$4,669,036.00

ENTITY: Clark County

CLA04W16

Flamingo Wash, Eastern Avenue

Interlocal Amount \$1,517,000.00

Original Funding Date 05/19/2016

Expiration Date 06/30/2021

Category	ILC Funding Allocation	Amount Spent	Total Remaining
Right of Way	\$0.00	\$0.00	\$0.00
Pre-Design	\$0.00	\$0.00	\$0.00
Design	\$0.00	\$0.00	\$0.00
Construction	\$1,315,000.00	\$1,260,768.35	\$54,231.65
Const Engineering	\$202,000.00	\$201,441.40	\$558.60
Environmental	\$0.00	\$0.00	\$0.00
Other	\$0.00	\$0.00	\$0.00
Total	\$1,517,000.00	\$1,462,209.75	\$54,790.25

Current Project Expense Summary

BOND FUNDED PROJECTS

CLA08T14

Duck Creek, Las Vegas Boulevard

Interlocal Amount \$7,400,000.00

Original Funding Date 09/11/2014

Expiration Date 12/31/2019

Category	ILC Funding Allocation	Amount Spent	Total Remaining
Right of Way	\$0.00	\$0.00	\$0.00
Pre-Design	\$0.00	\$0.00	\$0.00
Design	\$0.00	\$0.00	\$0.00
Construction	\$6,700,000.00	\$6,338,987.37	\$361,012.63
Const Engineering	\$700,000.00	\$642,489.75	\$57,510.25
Environmental	\$0.00	\$0.00	\$0.00
Other	\$0.00	\$0.00	\$0.00
Total	\$7,400,000.00	\$6,981,477.12	\$418,522.88

CLA15E13

LVW-Sloan to Stewart-Flam Wash below Nellis

Interlocal Amount \$84,184,000.00

Original Funding Date 10/10/2013

Expiration Date 06/30/2023

Category	ILC Funding Allocation	Amount Spent	Total Remaining
Right of Way	\$0.00	\$0.00	\$0.00
Pre-Design	\$0.00	\$0.00	\$0.00
Design	\$0.00	\$0.00	\$0.00
Construction	\$73,952,000.00	\$71,935,126.87	\$2,016,873.13
Const Engineering	\$7,432,000.00	\$6,840,205.20	\$591,794.80
Environmental	\$0.00	\$0.00	\$0.00
Other	\$2,800,000.00	\$812,711.97	\$1,987,288.03
Total	\$84,184,000.00	\$79,588,044.04	\$4,595,955.96

Current Project Expense Summary

BOND FUNDED PROJECTS

ENTITY: Clark County Outlying

LAU04B17

SR 163 at Casino Drive

Interlocal Amount \$2,250,000.00

Original Funding Date 07/13/2017

Expiration Date 06/30/2022

Category	ILC Funding Allocation	Amount Spent	Total Remaining
Right of Way	\$0.00	\$0.00	\$0.00
Pre-Design	\$0.00	\$0.00	\$0.00
Design	\$0.00	\$0.00	\$0.00
Construction	\$2,065,000.00	\$1,235,360.94	\$829,639.06
Const Engineering	\$185,000.00	\$22,031.98	\$162,968.02
Environmental	\$0.00	\$0.00	\$0.00
Other	\$0.00	\$0.00	\$0.00
Total	\$2,250,000.00	\$1,257,392.92	\$992,607.08

ENTITY: Henderson

HEN05G16

Horizon Ridge Detention Basin

Interlocal Amount \$7,506,000.00

Original Funding Date 04/14/2016

Expiration Date 06/30/2020

Category	ILC Funding Allocation	Amount Spent	Total Remaining
Right of Way	\$0.00	\$0.00	\$0.00
Pre-Design	\$0.00	\$0.00	\$0.00
Design	\$0.00	\$0.00	\$0.00
Construction	\$6,950,000.00	\$6,416,752.99	\$533,247.01
Const Engineering	\$556,000.00	\$351,529.14	\$204,470.86
Environmental	\$0.00	\$0.00	\$0.00
Other	\$0.00	\$0.00	\$0.00
Total	\$7,506,000.00	\$6,768,282.13	\$737,717.87

Current Project Expense Summary

BOND FUNDED PROJECTS

ENTITY: Las Vegas

LAS14D14

Freeway Channel-Washington, MLK to Rancho Drive

Interlocal Amount \$11,555,343.00

Original Funding Date 02/13/2014

Expiration Date 12/31/2019

Category	ILC Funding Allocation	Amount Spent	Total Remaining
Right of Way	\$0.00	\$0.00	\$0.00
Pre-Design	\$0.00	\$0.00	\$0.00
Design	\$0.00	\$0.00	\$0.00
Construction	\$10,500,343.00	\$9,401,693.30	\$1,098,649.70
Const Engineering	\$1,055,000.00	\$921,250.71	\$133,749.29
Environmental	\$0.00	\$0.00	\$0.00
Other	\$0.00	\$0.00	\$0.00
Total	\$11,555,343.00	\$10,322,944.01	\$1,232,398.99

ENTITY: North Las Vegas

NLV03J19

Hollywood System, Phase II, NAFB Reach

Interlocal Amount \$19,610,000.00

Original Funding Date 05/23/2019

Expiration Date 06/30/2022

Category	ILC Funding Allocation	Amount Spent	Total Remaining
Right of Way	\$0.00	\$0.00	\$0.00
Pre-Design	\$0.00	\$0.00	\$0.00
Design	\$0.00	\$0.00	\$0.00
Construction	\$18,500,000.00	\$0.00	\$18,500,000.00
Const Engineering	\$1,110,000.00	\$2,501.14	\$1,107,498.86
Environmental	\$0.00	\$0.00	\$0.00
Other	\$0.00	\$0.00	\$0.00
Total	\$19,610,000.00	\$2,501.14	\$19,607,498.86

Current Project Expense Summary

BOND FUNDED PROJECTS

NLV03K19

Range Wash - Ann Branch, Phase II

Interlocal Amount \$7,697,245.00

Original Funding Date 09/12/2019

Expiration Date 06/30/2022

Category	ILC Funding Allocation	Amount Spent	Total Remaining
Right of Way	\$0.00	\$0.00	\$0.00
Pre-Design	\$0.00	\$0.00	\$0.00
Design	\$0.00	\$0.00	\$0.00
Construction	\$7,118,510.00	\$0.00	\$7,118,510.00
Const Engineering	\$578,735.00	\$0.00	\$578,735.00
Environmental	\$0.00	\$0.00	\$0.00
Other	\$0.00	\$0.00	\$0.00
Total	\$7,697,245.00	\$0.00	\$7,697,245.00

NLV09J19

Beltway Detention Basin, Collection and Outfall

Interlocal Amount \$16,192,926.00

Original Funding Date 05/23/2019

Expiration Date 06/30/2023

Category	ILC Funding Allocation	Amount Spent	Total Remaining
Right of Way	\$0.00	\$0.00	\$0.00
Pre-Design	\$0.00	\$0.00	\$0.00
Design	\$0.00	\$0.00	\$0.00
Construction	\$15,132,926.00	\$0.00	\$15,132,926.00
Const Engineering	\$1,060,000.00	\$0.00	\$1,060,000.00
Environmental	\$0.00	\$0.00	\$0.00
Other	\$0.00	\$0.00	\$0.00
Total	\$16,192,926.00	\$0.00	\$16,192,926.00

Current Project Expense Summary

BOND FUNDED PROJECTS

NLV09K19

Vandenberg North DB, Collection & Outfall, Phase II

Interlocal Amount \$30,499,000.00

Original Funding Date 08/08/2019

Expiration Date 06/20/2022

Category	ILC Funding Allocation	Amount Spent	Total Remaining
Right of Way	\$0.00	\$0.00	\$0.00
Pre-Design	\$0.00	\$0.00	\$0.00
Design	\$0.00	\$0.00	\$0.00
Construction	\$28,504,000.00	\$0.00	\$28,504,000.00
Const Engineering	\$1,995,000.00	\$0.00	\$1,995,000.00
Environmental	\$0.00	\$0.00	\$0.00
Other	\$0.00	\$0.00	\$0.00
Total	\$30,499,000.00	\$0.00	\$30,499,000.00

Bond Totals

Category	ILC Funding Allocation	Amount Spent	Total Remaining
Right of Way	\$0.00	\$0.00	\$0.00
Pre-Design	\$0.00	\$0.00	\$0.00
Design	\$0.00	\$0.00	\$0.00
Construction	\$175,021,815.00	\$96,588,689.82	\$78,433,125.18
Const Engineering	\$15,258,735.00	\$8,981,449.32	\$6,277,285.68
Environmental	\$0.00	\$0.00	\$0.00
Other	\$2,800,000.00	\$812,711.97	\$1,987,288.03
Total	\$193,080,550.00	\$106,382,851.11	\$86,697,698.89
Construction Projects = 11 Design / Other Projects = 0			

Capital Improvement Program - Open Projects Summary

Pay-As-You-Go And Bond Totals

Category	ILC Funding Allocation	Amount Spent	Total Remaining
Right of Way	\$44,410,998.41	\$39,864,265.66	\$4,546,732.75
Pre-Design	\$431,604.23	\$330,604.23	\$101,000.00
Design	\$50,625,525.62	\$34,862,630.12	\$15,762,895.50
Construction	\$338,619,499.00	\$186,941,388.12	\$151,678,110.88
Const Engineering	\$27,800,512.00	\$12,782,866.01	\$15,017,645.99
Environmental	\$2,844,268.53	\$1,911,544.51	\$932,724.02
Other	\$13,566,904.96	\$11,075,859.27	\$2,491,045.69
Total	\$478,299,312.75	\$287,769,157.92	\$190,530,154.83
Construction Projects = 30 Design / Other Projects = 53			

Pay-As-You-Go Totals

Category	ILC Funding Allocation	Amount Spent	Total Remaining
Right of Way	\$44,410,998.41	\$39,864,265.66	\$4,546,732.75
Pre-Design	\$431,604.23	\$330,604.23	\$101,000.00
Design	\$50,625,525.62	\$34,862,630.12	\$15,762,895.50
Construction	\$163,597,684.00	\$90,352,698.30	\$73,244,985.70
Const Engineering	\$12,541,777.00	\$3,801,416.69	\$8,740,360.31
Environmental	\$2,844,268.53	\$1,911,544.51	\$932,724.02
Other	\$10,766,904.96	\$10,263,147.30	\$503,757.66
Total	\$285,218,762.75	\$181,386,306.81	\$103,832,455.94
Construction Projects = 19 Design / Other Projects = 53			

Bond Totals

Category	ILC Funding Allocation	Amount Spent	Total Remaining
Right of Way	\$0.00	\$0.00	\$0.00
Pre-Design	\$0.00	\$0.00	\$0.00
Design	\$0.00	\$0.00	\$0.00
Construction	\$175,021,815.00	\$96,588,689.82	\$78,433,125.18
Const Engineering	\$15,258,735.00	\$8,981,449.32	\$6,277,285.68
Environmental	\$0.00	\$0.00	\$0.00
Other	\$2,800,000.00	\$812,711.97	\$1,987,288.03
Total	\$193,080,550.00	\$106,382,851.11	\$86,697,698.89
Construction Projects = 11 Design / Other Projects = 0			

**Regional Flood Control District
Capital Improvement Projects - Cumulative Reporting
Pay-As-You-Go Funding**

Boulder City

<u>PROJECT</u>	<u>NAME</u>	<u>STATUS</u>	<u>TOTAL</u>
BOU01A87	Hemenway Wash	Closed	\$4,649,000.00
BOU01B88	Hemenway Wash Debris Basin	Closed	\$0.00
BOU01C10	Hemenway System, Phase II Improvements	Open	\$745,000.00
BOU01D17	Hemenway System, Phase IIA Improvements	Open	\$2,495,000.00
BOU02A88	Georgia Avenue Channel	Closed	\$613,590.23
BOU03A88	Buchanan Blvd. Channel	Closed	\$412,719.91
BOU03B98	Buchanan Watershed Facilities	Closed	\$420,240.41
BOU03C10	Buchanan Blvd., Phase III Improvements	Closed	\$344,263.01
BOU03D11	Buchanan Blvd., Phase III Improvements	Closed	\$0.00
BOU03E12	Buchanan Blvd., Phase III Improvements	Closed	\$4,689,402.24
BOU04A96	West Airport Watershed	Closed	\$128,138.69
BOU04B97	West Airport Watershed Construction	Closed	\$1,839,686.60
BOU04C01	Hemenway Wash	Closed	\$101,580.75
BOU05A98	North Railroad Watershed (Industrial Road Facility)	Closed	\$448,873.75
BOU05B00	North Railroad Watershed, Veteran Memorial Dr Culvert	Closed	\$129,206.79
BOU05G07	Yucca Street Drainage	Closed	\$71,036.09
BOU05H07	Bootleg Canyon Detention Basin Outfall	Closed	\$521,408.23
BOU05J10	North Railroad Conveyance	Closed	\$509,462.22
BOU05K11	Bootleg Canyon Detention Basin, Phase II	Closed	\$829,854.43
BOU05L11	North Railroad Conveyance	Closed	\$3,503,502.20
BOU05M18	North Railroad Conveyance, Phase II	Closed	\$2,370,058.67
BOU06A99	Ville Drive Flood Control Facilities	Closed	\$144,261.08
BOU06B01	Ville Drive Flood Control Facilities	Closed	\$747,314.67
			<u>\$25,713,599.97</u>

Clark County

<u>PROJECT</u>	<u>NAME</u>	<u>STATUS</u>	<u>TOTAL</u>
CLA01A87	Upper Flamingo Wash Detention Basin & Outfall	Closed	\$6,932,932.63
CLA01B04	F4 Patrick Lane/Ft Apache Road Lateral	Closed	\$482,000.00
CLA01D07	Flamingo Hacienda	Closed	\$4,037,385.53
CLA02A88	Rawhide Channel	Closed	\$69,932.30
CLA02B90	Rawhide Channel/Eastern Av Drainage Structure	Closed	\$155,540.00
CLA02C90	Rawhide Channel/Eastern Outfall	Closed	\$115,000.00
CLA02D90	Rawhide Channel/Eastern-Topaz	Closed	\$1,069,252.07
CLA02E91	Rawhide Channel/McLeod-Mtn Vista	Closed	\$166,990.74
CLA02G99	Rawhide Channel at Sagebrush Street	Closed	\$441,753.51
CLA03A88	Van Buskirk Channel - Predesign	Closed	\$118,463.30
CLA03B90	Van Buskirk Channel Outfall	Closed	\$3,332,227.08
CLA03C90	Van Buskirk Channel - ROW	Closed	(\$202,889.63)
CLA03D91	Van Buskirk System/Spencer-Rochelle	Closed	\$808,963.97
CLA03H93	Van Buskirk Channel / Phases IIA. & VI Construction	Closed	\$6,112,843.32
CLA04A89	Flamingo Wash Bridge @ Eastern	Closed	\$61,900.00
CLA04B89	Flamingo Wash Bridge @ Arville	Closed	\$294,818.61
CLA04C90	Flamingo Wash Bridge @ Paradise & Palos Verde	Closed	\$1,711,276.60
CLA04D93	Flamingo Wash - Winnick Ave. Improvements	Closed	\$2,739,120.64

**Regional Flood Control District
Capital Improvement Projects - Cumulative Reporting
Pay-As-You-Go Funding**

<u>PROJECT</u>	<u>NAME</u>	<u>STATUS</u>	<u>TOTAL</u>
CLA04E99	Flamingo Wash, McLeod Dr to Maryland PKWY	Open	\$2,980,000.00
CLA04F99	Flamingo Wash, I-515 to McLeod Dr	Closed	\$1,252,537.43
CLA04G00	Flamingo Wash at Boulder Highway	Closed	\$860,102.20
CLA04H00	Flamingo Wash, Boulder Highway to Mojave Rd	Closed	\$6,284,809.40
CLA04I01	Flamingo Wash, Spencer Street Bridge & Approach Channel	Closed	\$2,436,743.83
CLA04M06	Flamingo - Boulder HWY N, Sahara Ave to Flamingo Wash	Closed	\$1,027,029.82
CLA04Q08	Flamingo Wash, Nellis Blvd to I-515	Closed	\$995,990.90
CLA04R08	Flamingo Wash, Desert Inn to Eastern Avenue	Closed	\$7,869,248.66
CLA04U10	Flamingo-Boulder Highway North, Sahara Ave to Flamingo Wash	Closed	\$10,933,404.28
CLA04V10	Flamingo Wash, Nellis Boulevard to I-515	Closed	\$11,132,175.16
CLA04Y19	Flamingo Wash, Maryland Pkwy to Palos Verdes Street	Open	\$535,000.00
CLA05A91	Duck Creek Bridges @ Tomiyasu & La Casita	Closed	\$814,243.47
CLA06A91	Range Wash Confluence Detention Basin Facilities	Closed	\$479,952.25
CLA07A92	Sloan Channel (Las Vegas Wash to Owens)	Closed	\$4,820,788.11
CLA07B01	Sloan Channel, Las Vegas Wash to Charleston	Closed	\$340,747.81
CLA08A92	Lower Duck Creek Detention Basin Predesign	Closed	\$807,918.53
CLA08B93	Lower Duck Creek DB ROW	Closed	\$5,921,794.42
CLA08C98	Lower Duck Creek Detention Basin & Outfall Channel	Closed	(\$11,828.26)
CLA08D01	Duck Creek, Lower Detention Basin to I-15	Closed	\$9,691,844.67
CLA08F03	Duck Creek, Lower Detention Basin to Silverado Ranch Blvd	Closed	\$3,717,281.04
CLA08H05	Duck Creek, Railroad Detention Basin	Closed	\$673,683.44
CLA08K07	Duck Creek Channel, Silverado Ranch Blvd to Las Vegas Blvd	Closed	\$8,698,135.53
CLA08M08	Duck Creek, Railroad Detention Basin	Closed	\$13,302,732.94
CLA08Q13	Duck Creek at Dean Martin	Closed	\$413,865.28
CLA08R13	Duck Creek, Las Vegas Boulevard	Open	\$485,000.00
CLA08S13	Silverado Ranch Detention Basin and Outfall Facilities	Open	\$1,370,000.00
CLA08W16	Duck Creek at Dean Martin	Closed	\$3,058,969.76
CLA09A97	Durango Collector (Hacienda to Twain)	Closed	\$366,253.18
CLA09B99	Durango Collector (Twain to Hacienda)	Closed	\$100,005.00
CLA09C06	Durango Collector (Twain to Hacienda)	Closed	\$1,126.53
CLA10A97	Tropicana Wash (Paradise Road to Koval	Closed	\$228,665.56
CLA10D07	Tropicana Wash at Swenson Street	Closed	\$1,253,646.20
CLA10F10	Flamingo Wash, Industrial Road to Hotel Rio Drive	Open	\$46,000.00
CLA10G12	Tropicana Wash at Swenson Street	Closed	\$7,080,768.61
CLA10H13	Airport Channel - Naples	Open	\$1,200,000.00
CLA10I19	Wagon Trail Chnl, Sunset Rd to Teco Avenue	Open	\$318,800.00
CLA12A97	Desert Inn Detention Basin & Collection System	Closed	\$346,843.68
CLA12B98	Desert Inn Detention Basin & Collection System/DI Lateral	Closed	\$43,197.00

**Regional Flood Control District
Capital Improvement Projects - Cumulative Reporting
Pay-As-You-Go Funding**

<u>PROJECT</u>	<u>NAME</u>	<u>STATUS</u>	<u>TOTAL</u>
CLA12C99	Desert Inn Detention Basin & Collection System	Closed	\$689.01
CLA13A97	Lakes Detention Basin, Collection System, & Outfall	Closed	\$531,803.87
CLA13B98	Lakes Detention Basin Collection System & Outfall	Closed	\$788,631.74
CLA13C98	Lakes DB Collection System	Closed	\$783,619.03
CLA14A97	Duck Creek (Hollywood to Stephanie Street)	Closed	\$138,962.97
CLA14B99	Duck Creek Channel (Hollywood Blvd to Stephaine St)--ROWA	Closed	\$375,552.00
CLA14C99	Duck Creek, Sunset Road to Eastern Ave	Closed	\$560,650.99
CLA14D99	Duck Creek, Hollywood Blvd to Stephanie Street	Closed	\$1,651,449.79
CLA14E99	Duck Creek, Stephanie St to Green Valley PKWY	Closed	\$321,054.87
CLA14F00	Duck Creek, Emerald Avenue to Stephanie St	Closed	\$5,987,176.80
CLA14G00	Duck Creek at Robindale Road	Closed	\$1,066,974.02
CLA14H00	Duck Creek, Tomiyasu Lane to Topaz St	Closed	\$3,548,160.77
CLA14I02	Duck Creek, US 95 Branch	Closed	\$1,107,637.45
CLA14L02	Duck Creek, Phase II and Lower Pittman	Closed	\$13,651,024.74
CLA14R04	Duck Creek, Mountain Vista Street to Green Valley PKWY	Closed	\$707,824.31
CLA14S07	Duck Creek, Eldorado Lane to Spencer Street	Closed	\$6,139,169.42
CLA14U09	Duck Creek, Robindale to I-215	Closed	\$23,516.83
CLA14V10	Duck Creek, Mtn. Vista to Green Valley Parkway	Closed	\$8,976,052.51
CLA15B99	Colorado Avenue Storm Drain System	Closed	(\$41,517.92)
CLA15C09	Las Vegas Wash, Sloan Lane to Stewart Ave	Closed	\$193,555.23
CLA15D12	LVW Sloan-Bonanza, Flam W below Nellis	Open	\$6,322,000.00
CLA16A98	Upr Duck Ck, Ctrl Duck Ck, Lwr Blue Diamond & Bird Sp/ROW	Closed	\$2,226,784.41
CLA16B00	Upr Duck, Ctrl Duck, Lower Blue Dia, & Bird Springs DB	Closed	\$1,363,624.69
CLA16F04	Lower Blue Diamond Detention Basin Collector Channel	Closed	\$8,060,995.11
CLA16G05	Blue Diamond Wash Wigwam, UPRR to Jones Boulevard	Closed	\$535,000.00
CLA16H06	Blue Dia Wash S Rainbow, Pebble - Raven & Wigwam - Ford	Closed	\$2,444,155.20
CLA16I07	Lower Blue Diamond Detention Basin Outfall	Closed	\$1,694,368.59
CLA16J07	Blue Diamond Wash Wigwam, Jones Blvd to Rainbow	Closed	\$357,603.89
CLA16K07	Upper Duck Creek Detention Basin	Closed	\$3,000,000.00
CLA16O19	Blue Diamond Wash, Arville Street to I-15	Open	\$635,000.00
CLA17E04	Blue Diamond Channel, Rainbow Branch	Closed	\$1,495,409.16
CLA19A99	Red Rock Channel, Naples Branch	Closed	\$1,333,173.93
CLA19C02	Red Rock Channel, Naples Branch - Flamingo Connector	Closed	\$674,561.31
CLA20A99	Washington Collection System	Closed	\$69,701.68
CLA20B00	Washington Collection System	Closed	\$680,964.62
CLA21A00	Orchard Detention Basin	Open	\$1,799,700.00
CLA21B12	Orchard Detention Basin	Closed	\$4,929,886.35
CLA22A00	Flamingo Diversion - Jones Branch	Closed	\$100,001.71

**Regional Flood Control District
Capital Improvement Projects - Cumulative Reporting
Pay-As-You-Go Funding**

<u>PROJECT</u>	<u>NAME</u>	<u>STATUS</u>	<u>TOTAL</u>
CLA22B03	Flamingo Diversion - Jones Branch	Closed	\$1,100,000.00
CLA26C08	Flam Div - South Buffalo Branch, Flamingo Wash to Patrick Lane	Closed	\$776,336.79
CLA27C08	Flamingo Diversion - Rainbow Branch	Closed	\$980,601.33
CLA28D18	Vandenberg North DB, Collection & Outfall, Phase I	Open	\$3,765,000.00
CLA35A11	Tropicana Avenue Conveyance, LVW to Mtn. Vista	Closed	\$249,789.19
CLA36A18	Jim McGaughey DB, Collection Basin and Outfall	Open	\$3,382,870.00
CLA39A19	Duck Creek/Blue Diamond, Bermuda Rd to LV Blvd	Open	\$453,000.00
CLD02A11	Annie Oakley Drive at Rawhide Channel Storm Drain	Closed	\$84,203.00
CLD04A08	Twain at Pecos-McLeod Storm Drain	Closed	\$442,521.57
CLD07A07	Sunrise Area Storm Drain	Closed	\$914,982.31
CLD07B08	Carey Avenue Storm Drain	Closed	\$1,351,525.62
CLD07C10	Sunrise Ave. Storm Drain, Fogg St. to Clayton St.	Closed	\$154,935.40
CLD07D12	Toiyabe Street Storm Drain	Closed	\$0.00
CLD14A10	Tunis Ave and Karvel Street Storm Drain	Closed	\$189,391.53
CLD15A09	Olive Street Storm Drain, US-95 to Palm Street	Closed	\$800,286.13
CLD17A09	Las Vegas Blvd/Serene Ave Storm Drain	Closed	\$133,338.79
CLD19A17	Katie Avenue Storm Drain - Local Drainage Improvements	Closed	\$724,665.88
CLD20A12	Washington/Hollywood Storm Drain	Closed	\$259,862.20
CLD98A06	Hickam Avenue Storm Drain	Closed	\$465,091.07
CLD99A05	Red Coach Ave/Cimarron Rd Improvements	Closed	\$388,200.00
			<u>\$241,176,506.99</u>

Clark County Outlying

<u>PROJECT</u>	<u>NAME</u>	<u>STATUS</u>	<u>TOTAL</u>
BUN01A90	Bunkerville Channel (aka Windmill Channel)	Closed	\$817,795.45
BUN01B98	Bunkerville Flood Control Improvements	Closed	\$5,734,536.80
BUN01C05	Windmill Wash Outfall	Closed	\$2,839,135.00
BUN01D11	Windmill Wash Detention Basin Expansion	Open	\$880,000.00
GSP01A88	Goodsprings Flood Control Improvements	Closed	\$72,275.84
GSP01B10	Goodsprings - Phase I	Open	\$83,400.00
IND01A98	Indian Springs Flood Control Improvements	Closed	\$579,193.24
LAU01A89	Unnamed Wash, Laughlin	Closed	\$349,995.99
LAU02A89	Hiko Springs, Laughlin	Closed	\$369,974.40
LAU02B92	Hiko Springs, Laughlin, Remap	Closed	\$8,000.00
LAU03A96	Hiko Springs Outfall Channel	Closed	\$7,771,291.25
LAU04A08	SR 163 at Casino Drive	Open	\$528,500.00
MOA01A89	Cooper Ave. Crossing - Moapa Valley	Closed	\$185,000.00
MOA01B89	Muddy River West Levee, Moapa Valley	Open	\$13,501,000.00
MOA01C06	Muddy River, Gubler Avenue Bridge	Closed	\$745,638.67
MOA01D07	Muddy River, Gubler Avenue Bridge	Closed	\$5,319,472.98
MOA01E08	Muddy River & Trib - Cooper Ave to Yamashita St	Closed	\$966,120.32
MOA01F10	Muddy River Logandale Levee	Open	\$1,753,000.00
MOA01G11	Muddy River, Cooper Street Bridge	Closed	\$15,793,908.74
MOA01H15	Muddy River Logandale Levee	Open	\$8,500,000.00

11/8/2019 - payas443

**Regional Flood Control District
Capital Improvement Projects - Cumulative Reporting
Pay-As-You-Go Funding**

<u>PROJECT</u>	<u>NAME</u>	<u>STATUS</u>	<u>TOTAL</u>
MOA02A89	Logan Wash (aka Benson), Moapa Valley	Closed	\$235,040.74
MOA02B92	Logan Wash Construction	Closed	\$3,510,528.60
MOA03A11	Fairgrounds Detention Basin	Open	\$1,011,500.00
NEL01A88	Nelson Flood Control Improvements	Closed	\$2,961.95
SEA01A88	Searchlight Flood Control Improvements	Closed	\$861,099.97
SEA01B99	Searchlight Flood Control Improvements	Closed	\$5,500.00
SEA02A07	Searchlight - West, US-95	Closed	\$162,000.00
SEA02B19	Searchlight West - State Highway 164	Open	\$500,000.00
SEA03A09	Searchlight - South, Encinitas St Storm Drain	Open	\$138,000.00
SEA03B17	Searchlight-South, Encinitas St. Storm Drain	Open	\$2,530,000.00
			\$75,754,869.94

COE/Clark County

<u>PROJECT</u>	<u>NAME</u>	<u>STATUS</u>	<u>TOTAL</u>
COEESCRO	COE Escrow Account	Closed	\$15,126,215.56
COEG194	COE General Project Information	Closed	\$97,744.28
COEG294	Tropicana & Flamingo Washes	Open	\$36,259,348.00
COETF	TROPFLAM-Haz Mat	Closed	\$280,550.00
			\$51,763,857.84

Henderson

<u>PROJECT</u>	<u>NAME</u>	<u>STATUS</u>	<u>TOTAL</u>
HEN01A87	Pittman Wash Channel Design (Phases I, II,	Closed	\$533,554.14
HEN01B87	Warm Springs & Stephanie Street Bridges	Closed	\$1,660,108.81
HEN01C90	Pittman Wash Channel - Phase I Construction	Closed	\$2,744,110.10
HEN01F00	Pittman Wash Lower Reach	Closed	\$324,343.79
HEN01H09	Pittman Wash, Duck Creek at I-515	Closed	\$349,813.57
HEN01I14	Pittman Wash, Duck Creek at I-515	Closed	\$2,295,044.97
HEN02A89	Green Valley Parkway Bridge	Closed	\$1,128,513.78
HEN03A91	UPRR Channel	Closed	\$117,073.57
HEN04A91	C-1 Predesign / Mission Hills Design	Closed	\$1,009,074.06
HEN04B93	C-1 Channel / Lake Mead Dr. to Burkholder Design	Closed	\$173,333.98
HEN04E96	Mission Hills Western Interceptor Diversion	Closed	\$2,636,599.02
HEN04F97	Black Mountain Detention Basin	Closed	\$275,048.92
HEN04I98	C-1 Channel (Culvert) at Lake Mead	Closed	\$907,210.00
HEN04K99	Upper and Middle Reaches of the C-1 Channel	Closed	\$521,871.29
HEN04O09	C-1, Four Kids Wash - Lake Mead to Eagle Rock	Closed	\$22,905.46
HEN04P09	Racetrack Channel, Drake to Burkholder	Closed	\$76,414.93
HEN04Q15	Racetrack Channel, Drake to Burkholder	Closed	\$833,948.46
HEN05A92	Sunset D B, Collection Sys, & Outfall (Pioneer DB)	Closed	\$3,749,294.23
HEN05C01	Pioneer Detention Basin	Closed	\$4,323,566.57
HEN05D09	Pioneer Detention Basin Expansion and Inflow	Closed	\$325,840.81
HEN05E09	Pittman, Horizon Ridge Detention Basin	Open	\$792,285.00
HEN06A93	Equestrian Drive Detention Basin	Closed	\$388,624.49
HEN06B95	Equestrian Detention Basin	Closed	\$6,128,895.08
HEN06C02	Equestrian Detention Basin Outfall	Closed	\$681,288.27
HEN06D05	C-1 Equestrian Tributary	Closed	\$227,591.57
HEN06F08	C-1 Equestrian Tributary	Closed	\$2,711,795.15

**Regional Flood Control District
Capital Improvement Projects - Cumulative Reporting
Pay-As-You-Go Funding**

<u>PROJECT</u>	<u>NAME</u>	<u>STATUS</u>	<u>TOTAL</u>
HEN06G08	Equestrian Detention Basin Outfall - Heritage Channel	Closed	\$4,200,444.03
HEN06H09	Equestrian Detention Basin Expansion	Closed	\$335,247.64
HEN06IO9	Equestrian Tributary Phase II	Closed	\$405,636.14
HEN07A96	Pittman Park Detention Basin	Closed	\$1,546,249.59
HEN07B09	Pittman Wash, UPRR to Santiago	Closed	\$843,016.21
HEN07D09	Whitney Wash Channel	Closed	\$130,264.67
HEN07E11	Pittman Wash, UPRR to Santiago	Closed	\$8,796,470.83
HEN07F18	Whitney Ranch Channel Replacement Project	Open	\$934,549.00
HEN08A96	Railroad East Detention Basin	Closed	\$6,416,341.47
HEN08B08	Pittman Railroad East Conveyance	Closed	\$444,380.89
HEN08C08	Pittman Railroad East Conveyance	Closed	\$8,518,517.91
HEN09A99	Pittman East Detention Basin (collapse with HEN09A97)	Closed	\$119,918.19
HEN09B00	Pittman Eastern Detention Basin	Closed	\$6,099,436.41
HEN09D09	Pittman Seven Hills Park Channel	Closed	\$0.00
HEN10B99	South Pittman Detention Basin	Closed	\$3,202,101.72
HEN12A99	Gibson Channel at Sunset Road	Closed	\$40,125.00
HEN12B01	Gibson Channel Culvert at Sunset Road	Closed	\$364,211.76
HEN12C02	Gibson Conveyance System	Closed	\$237,718.78
HEN12F05	Pittman Gibson, Warm Springs Road to Kelso Dunes Avenue	Closed	\$10,000.00
HEN12G06	Pittman Wash - Burns	Closed	\$4,251,084.08
HEN12H09	Pittman Burns, Sunset to Galleria	Closed	\$770,231.86
HEN12I09	Pittman, West Horizon - Palm Hills	Closed	\$249,028.80
HEN13A00	Boulder Highway Channel	Closed	\$360,070.00
HEN14A00	Pittman Pecos West Conveyance & Eastern Ave Tributary	Closed	\$2,355,800.39
HEN14B06	Pittman Pecos West Conveyance & Eastern Ave Tributary	Closed	\$6,787,948.72
HEN15A00	Pittman Wash Railroad Channel	Closed	\$568,801.51
HEN16A01	Pittman North Detention Basin & Outfall	Open	\$2,264,514.00
HEN16D15	Pittman North Detention Basin and Outfall, Phase I	Closed	\$3,458,916.31
HEN16E15	Pittman North DB & Outfall, Phase II - Starr Avenue	Closed	\$1,865,136.31
HEN16F17	Pittman North Detention Basin & Outfall, Phase III	Open	\$25,700,000.00
HEN19B06	Northeast Detention Basin Outfall	Closed	\$337,852.88
HEN19C07	Northeast Detention Basin, Levee and Outfall	Closed	\$13,366,601.89
HEN21A05	Pittman Railroad, MacDonald Ranch Channel	Closed	\$253,025.49
HEN21B08	Pittman Railroad, MacDonald Ranch Channel	Closed	\$2,025,749.22
HEN22A09	Anthem Pkwy Channel, Horizon Ridge to Sienna Heights	Closed	\$94,222.77
HEN23A09	Center Street Storm Drain	Closed	\$564,095.75
HEN24A11	Duck Creek, Sunset to Sandhill	Closed	\$535,983.84
HEN24B13	Duck Creek, Sunset to Sandhill	Closed	\$3,475,829.83
HEN25B19	Pittman Pabco - Boulder Highway Crossing	Open	\$1,454,530.00
HLD06B19	Chickasaw Storm Drain	Open	\$1,999,964.00
HLD15A06	Blackridge Road Storm Drain System	Closed	\$529,071.04
			\$150,851,238.95

Las Vegas

11/8/2019 - payas443

**Regional Flood Control District
Capital Improvement Projects - Cumulative Reporting
Pay-As-You-Go Funding**

<u>PROJECT</u>	<u>NAME</u>	<u>STATUS</u>	<u>TOTAL</u>
LAS01A87	Angel Park Detention Basin Outflow Structure	Closed	\$397,978.73
LAS01B95	Angel Park Detention Basin Expansion	Closed	\$1,356,534.40
LAS01D09	Angel Park North - Detention Basin	Closed	\$597,382.00
LAS02A87	Buffalo Channel	Closed	\$4,167,183.73
LAS02B91	Buffalo Channel/Summerlin PKWY - Vegas Drive	Closed	\$126,491.20
LAS02C91	Buffalo Channel/Westcliff-Summerlin Pkwy	Closed	\$471,594.88
LAS02D92	Buffalo Channel/Doe Av.-Westcliff Dr	Closed	\$84,175.72
LAS02F93	Buffalo Channel / Doe-Westcliff	Closed	\$1,685,430.55
LAS03A89	Gowan Rd Detention System	Closed	\$195,685.16
LAS03B89	Gowan Detention Basin & Outfall	Closed	\$4,813,519.80
LAS03D98	Gowan South Detention Basin Expansion	Closed	\$126,398.42
LAS03E00	Gowan South DB Expansion	Closed	\$2,609,639.23
LAS04A87	Oakey Boulevard System	Closed	\$111,106.72
LAS04B90	Oakey Bl System	Closed	\$631,418.63
LAS04C91	Oakey Bl System/Decatur Bl Crossing	Closed	\$35,000.00
LAS04E94	Oakey Conveyance Phase II	Closed	\$1,083,848.86
LAS05A87	Meadows Detention Basin	Closed	\$120,000.00
LAS05B87	Meadows Detention Basin	Closed	\$3,432,123.00
LAS05C00	Meadows Detention Basin Expansion (Resol 00-2)	Closed	\$150,000.00
LAS05D01	Meadows Detention Basin Expansion (Resol 01-3)	Closed	\$3,422,258.00
LAS05H08	Alta Parallel System	Closed	\$8,165,350.58
LAS05I08	Oakey-Meadows Storm Drain, Phase I	Closed	\$12,686,286.59
LAS05J10	Oakey Meadows Storm Drain-Phase II	Closed	\$9,822,984.14
LAS06A87	Major Conveyance System West of I-15	Closed	\$229,005.59
LAS06B87	Major Conveyance System East of I-15	Closed	\$29,022.50
LAS06C93	Freeway Channel/Sahara - Ivanhoe	Closed	\$670,067.29
LAS07A89	Durango Storm Drain	Closed	\$596,059.22
LAS08A89	Carey Ave./Lake Mead Detention & Conveyance System	Closed	\$6,148,651.98
LAS09A89	Washington Ave. System	Closed	\$313,726.91
LAS09B91	Washington Ave. System/Sandhill-Bruce	Closed	\$497,000.00
LAS09D92	Washington Ave./Sandhill-Virgil	Closed	\$1,594,925.69
LAS09F93	Washington/Sagman-LV Creek Right-of-Way	Closed	\$245,428.78
LAS09G94	Washington Ave. / Lena-Eastern (LOMR)	Closed	\$4,643,824.92
LAS09H94	Upper Washington Channel & Freeway Channel	Closed	\$1,206,684.74
LAS09I96	Washington/Eastern-Sagman	Closed	\$3,078,027.28
LAS09J97	Freeway Channel System - Alta Drive to	Closed	\$13,839,202.95
LAS09K97	Upper Washington Avenue - Sagman to Bonanza	Closed	\$4,421,963.25
LAS09L98	Freeway Channel - Alta Dr to Sahara Avenue	Closed	\$2,778,531.48
LAS09M98	Freeway Channel North/ Washington Avenue - Vegas Drive	Closed	\$257,916.45
LAS09O99	Freeway Channel - Alta Dr to Sahara Ave & Bypass Facility	Closed	(\$5,613.65)
LAS09P00	Freeway Channel - Alta to Sahara & Bypass Facilities (CM)	Closed	\$2,280,263.22
LAS09R01	Las Vegas Creek Channel - Parallel System at Decatur Blvd (Resol 01-4)	Closed	\$247,000.00

**Regional Flood Control District
Capital Improvement Projects - Cumulative Reporting
Pay-As-You-Go Funding**

LAS09U05	Las Vegas Creek Channel - Parallel System	Closed	\$5,628,281.00
LAS09V05	Oakey Drain, Birch Street to Cahlan Drive	Closed	\$851,548.86
LAS09W08	Oakey Drain, Birch Street to Cahlan Drive	Closed	\$6,500,607.90
LAS09Y09	Oakey Drain - Cahlan Dr to Barnard Dr	Closed	\$370,483.19
LAS10A91	Gowan North Channel	Closed	\$110,000.00
LAS10B93	CAM-10 & Lone Mtn. Detention Basins Predesign	Closed	\$212,800.00
LAS10C94	Lone Mtn. Detention Basin	Closed	\$905,972.72
LAS10D95	Gowan North Channel - Gowan North Detention Basin	Closed	\$904,292.71
LAS10E97	Gowan North Channel - Gowan Detention Basin to Buffalo	Closed	\$3,150,210.59
LAS10F97	Gowan Outfall Lone Mtn Branch - Ferrell St to Kenny Way	Closed	\$111,327.87
LAS10H98	Gowan North Buffalo Branch (Chnl) - Atwood to Lone Mtn Rd	Closed	\$285,859.78
LAS10J98	Gowan North Chnl-Alexander Dr to Lone Mtn Rd & LM Outfall	Closed	\$651,405.16
LAS10K99	CAM 10 Detention Basin (aka Ann Road DB)	Closed	\$682,577.04
LAS10L99	Gowan North-Buffalo Branch	Closed	\$162,106.81
LAS10M00	Gowan North - Buffalo Branch (Gowan Road & Buckskin Ave)	Closed	\$608,179.39
LAS10N00	Gowan Outfall, Lone Mountain Branch (Allen Lane-Ferrell)	Closed	\$1,545,053.54
LAS10P00	Gowan/Lone Mountain System - Gilmore Channel (CM)	Closed	\$8,492.19
LAS10Q01	Gowan/Lone Mountain System - Gilmore Channel (Developer Participation)	Closed	\$1,383,723.00
LAS10R00	Gowan North - Buffalo Branch (Cheyenne Avenue to Lone Mtn Road)	Closed	\$2,462,085.23
LAS10Y05	Gowan Lone Mountain System - Cliff Shadows Park	Closed	\$1,549,850.67
LAS11A92	Rampart Storm Drain (Angel Park-Peccole 1)	Closed	\$44,809.03
LAS11B93	Rampart Storm Drain Construction	Closed	\$185,842.34
LAS12A92	Alta Storm Drain (Meadows V)	Closed	\$851,465.76
LAS13A92	Cheyenne Channel / Buffalo - Gowan Design	Closed	\$86,475.85
LAS13B94	Cheyenne Channel Crossings Developer Participation	Closed	\$709,000.00
LAS13C93	Cheyenne Channel / Buffalo - Gowan	Closed	\$1,107,787.47
LAS14A95	Washington Avenue - I-15 to Martin Luther King	Closed	\$74,429.00
LAS14B00	Washington Avenue & Freeway Channel North	Closed	\$4,887,278.94
LAS14C11	Freeway Channel-Washington, MLK to Rancho Drive	Open	\$1,073,510.00
LAS15A95	Oakey Storm Drain - I-15 to Decatur Blvd	Closed	\$391,238.42
LAS16A98	Ann Road Channel West/ Allen Lane - Rancho Drive	Closed	\$657,583.31
LAS16B99	Rancho Road System/Centennial PKWY to Rancho DB	Closed	\$1,198,151.00
LAS16C99	Rancho Road System/Centennial PKWY to Rancho DB	Closed	\$17,697.53
LAS16G07	Rancho Detention Basin, Phase II	Closed	\$3,953,168.82
LAS16H07	Rancho Drive System - El Campo Grande Storm Drain	Closed	\$4,634,244.76
LAS16I09	Ann Rd Channel West - Rainbow Blvd	Closed	\$475,475.33

**Regional Flood Control District
Capital Improvement Projects - Cumulative Reporting
Pay-As-You-Go Funding**

LAS16J09	Rancho System - Beltway to Elkhorn	Closed	\$927,245.27
LAS16L11	Rancho Road System - Elkhorn, Ft Apache to Grand Canyon	Closed	\$394,023.05
LAS16M12	Ann Road Channel West - Rainbow Boulevard	Closed	\$3,474,459.19
LAS16N13	Rancho System - Beltway to Elkhorn Road	Closed	\$8,681,088.21
LAS16O13	Rancho Rd System-Elkhorn, Fort Apache to Grand Canyon	Closed	\$2,287,600.29
LAS16P15	Rancho Road System - Elkhorn, Grand Canyon to Hualapai	Open	\$654,000.00
LAS16Q18	Rancho Road System-Elkhorn, Grand Canyon to Hualapai	Open	\$5,185,760.00
LAS17A98	Las Vegas Wash/ Rancho Drive System (Peak Dr - Lake Mead)	Closed	\$419,095.42
LAS17D02	Las Vegas Wash - Rancho Drive System (Carey/Lake Mead DB to Peak Dr)	Closed	\$6,273,291.56
LAS17F07	Peak Drive System (Jones Blvd to Michael Way)	Closed	\$4,501,941.03
LAS18A98	Las Vegas Wsh/Smoke Ranch Sys: Peak Dr/Torrey Pines-Jones	Closed	\$147,617.92
LAS18B00	Las Vegas Wash - Smoke Ranch System (Peak Drive: Torrey Pines - Jones)	Closed	\$1,782,103.78
LAS19A99	Owens Avenue System: Rancho Drive to I-15	Closed	\$292,162.08
LAS19B01	Owens Avenue System (Rancho Drive to I-15)	Closed	\$4,430,278.94
LAS19D11	Vegas Dr Storm Drain - Rancho to Shadow Mountain	Closed	\$10,997,022.53
LAS20A00	Rancho Rd System: Durango to US-95 Interchange	Closed	\$448,364.70
LAS22B05	Las Vegas Wash - Jones Blvd, Elkhorn Rd to Farm Rd	Closed	\$92,244.72
LAS22C06	Las Vegas Wash - Elkhorn (Rainbow Blvd to Torrey Pines Drive)	Closed	\$274,272.89
LAS22D06	N & S Environ Enhancement Areas - Floyd Lamb Park	Closed	\$2,252,837.16
LAS22E06	Las Vegas Wash - Decatur Blvd (Centennial PKWY to Farm Road)	Closed	\$2,454,915.36
LAS22F07	Las Vegas Wash - Rainbow (Elkhorn Road to Grand Teton Drive)	Closed	\$951,355.17
LAS22G07	Elkhorn Springs and Buffalo Storm Drain	Closed	\$280,782.51
LAS22H07	Las Vegas Wash - Elkhorn Rd, Rainbow Blvd to Torrey Pines Dr	Closed	\$6,561,592.06
LAS22I08	Las Vegas Wash - Decatur Blvd (Elkhorn Rd to Farm Rd)	Closed	\$2,950,783.84
LAS22J08	Las Vegas Wash - Jones Blvd, Elkhorn to Farm	Closed	\$1,683,390.48
LAS22K08	LVW - Grand Teton, Mountain Spa to Durango Drive	Closed	\$850,522.21
LAS22L08	LVW - Grand Teton, Buffalo Drive to Durango Drive	Closed	\$172,513.02
LAS22R12	LVW-Grand Teton, Mountain Spa to Durango Drive	Closed	\$12,250,368.51
LAS22S13	Brent Drainage System-Floyd Lamb Park to Durango Drive	Open	\$533,365.00
LAS22T15	Brent Drainage System - Floyd Lamb Park to Durango Drive	Open	\$4,900,700.00
LAS22U19	Brent Drainage System-Durango to OHare Ave	Open	\$1,100,000.00
LAS23C08	Horse Drive Interchange	Closed	\$5,392,419.91

**Regional Flood Control District
Capital Improvement Projects - Cumulative Reporting
Pay-As-You-Go Funding**

LAS23D13	Centennial Parkway Channel West - US95 Crossing	Closed	\$1,411,812.73
LAS23E13	Centennial Pkwy Channel West-CC 215, Pioneer Way to US95	Open	\$1,070,687.00
LAS23F14	Centennial Parkway Channel West-CC215, Pioneer Way to US95	Open	\$13,900,000.00
LAS23G15	Centennial Parkway Channel West-US95, CC215 to Durango	Open	\$1,261,471.00
LAS23H15	Centennial Parkway Channel West-US95, Durango to Grand Teton	Open	\$985,231.00
LAS23I17	Cent Pkwy Chnl West-US95, CC215 to Grand Teton, Kyle Cyn	Open	\$26,425,221.00
LAS24B06	Gowan North Channel - El Capitan Way to the Western Beltway	Closed	\$7,636,880.18
LAS24D06	Gowan Lone Mountain System - Branch 4	Closed	\$2,824,592.10
LAS24E07	Gowan Outfall - Lone Mountain Branch (Rancho Drive to Decatur Boulevard)	Closed	\$1,595,874.26
LAS24H13	Gowan North-Buffalo Branch, Lone Mtn to Washburn Rd	Closed	\$953,701.76
LAS24I15	Gowan Box Canyon - Lone Mountain Road	Open	\$704,000.00
LAS24J15	Gowan North - El Capitan Branch, Lone Mountain to Ann Road	Open	\$785,478.00
LAS24K17	Gowan North-Buffalo Branch, Lone Mtn to Washburn Rd	Closed	\$8,180,517.28
LAS24L17	Gowan North-El Capitan Branch, Ann Rd to Centennial Pkwy	Open	\$861,670.00
LAS24M17	Gowan North-El Capitan Branch, Lone Mtn to Ann Rd.	Open	\$9,630,600.00
LAS25B13	Cedar Avenue Channel Improvements	Open	\$831,489.00
LAS26A07	Grand Teton Overpass - Storm Drain	Closed	\$612,614.83
LAS26B08	Grand Teton Overpass - Storm Drain	Closed	\$1,936,755.45
LAS26C13	Grand Teton - Hualapai to Tee Pee	Closed	\$401,560.15
LAS27A09	Boulder HWY Sahara Ave - Mojave Rd to Boulder HWY	Closed	\$411,967.68
LAS28B11	Oakey Drain - Cahlan to Barnard	Closed	\$5,372,969.90
LAS28C12	Las Vegas Wash - Sloan Channel to Cedar Avenue	Open	\$110,000.00
LAS29A10	Flamingo Wash, Boulder Highway North-Main Street	Closed	\$346,572.69
LAS29B15	Flamingo-Boulder HWY N-Boulder HWY Sahara to Charleston	Open	\$1,726,003.00
LAS29C16	Flamingo-Bldr Hwy, N Charleston-Maryland Pkwy System	Open	\$2,488,829.00
LAS29D17	Flamingo-Boulder Hwy North, Charleston, Main to Maryland	Open	\$1,529,674.00
LAS29E18	Flamingo - Boulder Hwy North - Boulder Hwy, Sahara to Charleston	Open	\$30,664,139.00
LAS30A13	Gowan-Alexander Rd., Rancho Drive to Decatur Boulevard	Open	\$711,938.00
LAS31A17	LVW-Moccasin, Skye Canyon Park to Upper LVW	Open	\$60,000.00
LAS31B18	LVW - Moccasin, Skye Canyon Park to Upper LVW	Open	\$15,393,582.00
LLD04A03	Holmby Channel	Closed	\$621,698.68
LLD04B07	Oakey Boulevard & Tenaya Way Storm Drain	Closed	\$574,017.45
LLD05A08	Jones Blvd - Alta to Borden Storm Drain	Closed	\$716,389.74

11/8/2019 - payas443

**Regional Flood Control District
Capital Improvement Projects - Cumulative Reporting
Pay-As-You-Go Funding**

LLD08A11	Lexington Street Storm Drain	Closed	\$926,610.34
LLD09A04	Bruce Street Storm Drain	Closed	\$431,221.89
LLD10A05	Jay Avenue Improvements	Closed	\$548,443.62
LLD10B13	Buckskin Avenue Storm Drain	Open	\$1,200,000.00
LLD12A04	Brush Street Storm Drain	Closed	\$411,351.53
LLD13A02	Crystal Water Way, Lake South Dr to Desert Inn Rd	Closed	\$227,132.20
LLD18A02	Peak Drive, Rainbow Blvd to Torrey Pines Dr	Closed	\$371,781.85
LLD19A18	Luning Drive Storm Drain	Open	\$1,201,965.00
LLD99A09	Gilmore Ave - Decatur Blvd to Thom Blvd Storm Drain	Closed	\$410,867.01
			<hr/>
			\$389,862,521.28

Mesquite

<u>PROJECT</u>	<u>NAME</u>	<u>STATUS</u>	<u>TOTAL</u>
MES01A88	Town Wash Detention Basin (Right-of-Way)	Closed	\$9,600.50
MES01B89	Town Wash Detention Basin (Design & Construction)	Closed	\$660,000.00
MES01C02	Town Wash Conveyance, I-15 to Virgin River	Closed	\$977,665.86
MES01E17	Town Wash-Mesa Boulevard, El Dorado to Town Wash	Open	\$539,582.75
MES02A00	Abbott Wash Channel, I-15 to Virgin River	Closed	\$632,380.00
MES04A15	Virgin River Flood Wall	Open	\$1,433,903.00
			<hr/>
			\$4,253,132.11

North Las Vegas

<u>PROJECT</u>	<u>NAME</u>	<u>STATUS</u>	<u>TOTAL</u>
NLD14A15	Oak Island Drive Storm Drain	Closed	\$0.00
NLV01A87	Las Vegas Wash/I-15 to Pecos (Facility Study)	Closed	\$304,000.00
NLV01B87	Las Vegas Wash/Craig-Civic Center (King Charles)	Closed	\$2,415,411.73
NLV01C00	Upper Las Vegas Wash	Closed	\$2,590,459.93
NLV01E07	Tropical Parkway Channel East	Closed	\$1,161,535.61
NLV01G11	Ann Road Channel East, ULVW to Fifth Street	Closed	\$960,970.98
NLV01H13	Las Vegas Wash - "N" Channel, Cheyenne to Gowan	Closed	\$302,073.21
NLV01J15	Las Vegas Wash - "N" Channel, Cheyenne to Gowan	Closed	\$3,044,495.91
NLV02A87	W. Trib Las Vegas Wash/Craig -Alexander	Closed	\$1,268,170.85
NLV02B88	W. Trib Las Vegas Wash/Craig Ranch Golf Course-Craig	Closed	\$1,057,430.33
NLV03A88	West Range Wash Detention Basin (Facility Study)	Closed	\$273,068.12
NLV03B88	East Range Wash Detention Basin (Facility Study)	Closed	\$30,000.00
NLV03C91	West Range Wash Diversion Dike	Closed	\$339,338.71
NLV03E13	Hollywood System, Dunes South DB to Centennial Parkway	Open	\$2,706,972.00
NLV03F17	Range Wash - Ann Branch	Open	\$1,081,889.00
NLV03G17	Hollywood System, Centennial Pkwy-Speedway #2 DB	Open	\$1,586,850.00
NLV03H17	Hollywood System, Dunes S DB to Centennial Pkwy-Phase I	Open	\$13,109,000.00
NLV03I18	Range Wash - Ann Branch, Phase I	Open	\$2,668,000.00
NLV04A89	Gowan Outfall Structure	Closed	\$13,373,572.56

**Regional Flood Control District
Capital Improvement Projects - Cumulative Reporting
Pay-As-You-Go Funding**

<u>PROJECT</u>	<u>NAME</u>	<u>STATUS</u>	<u>TOTAL</u>
NLV04B00	Gowan Outfall, Craig to Channel	Closed	\$301,821.67
NLV04C01	Gowan Outfall, Craig to Channel	Closed	\$1,566,299.84
NLV04F07	Simmons Street Drainage Improvements - Carey to Craig	Closed	\$2,110,016.45
NLV04G07	Gowan Outfall - Lone Mountain Branch, Decatur Blvd to Channel	Closed	\$15,057,798.44
NLV04I11	Simmons Street - Phase II, Carey to Cheyenne	Closed	\$5,464,819.43
NLV04K17	Gowan Outfall, Alexander Rd - Decatur to Simmons Street	Open	\$1,931,156.00
NLV05A89	Upper Las Vegas Wash Detention Basin	Closed	\$1,342,892.36
NLV06A91	Kyle Detention Basin	Closed	\$601,126.71
NLV06B93	Kyle Detention Basin	Closed	\$8,452,713.96
NLV07A92	Camino Al Norte Culvert	Closed	\$86,191.00
NLV08A94	Lower Las Vegas Wash Detention Basin	Closed	\$2,650,037.50
NLV08B97	Lower Las Vegas Wash Detention Basin Construction	Closed	\$3,316,222.35
NLV09A94	Range Wash Chnl W Trib/Confl DB-LV Blvd. + Vandenberg DB	Closed	\$2,299,092.06
NLV09C03	Range Wash - Lamb Blvd Storm Drain	Closed	\$337,143.54
NLV09D07	Range Wash - Lamb Blvd Storm Drain	Closed	\$5,733,340.83
NLV09E11	Vandenberg North Detention Basin & Outfall	Open	\$1,534,770.00
NLV09F13	Beltway Detention Basin and Channel	Closed	\$0.00
NLV09G13	Centennial Collector	Closed	\$50,086.74
NLV09I13	Beltway Detention Basin and Channel	Open	\$1,334,000.00
NLV10A97	A - Channel/Lake Mead Blvd. - Alexander Road	Closed	\$1,822,067.69
NLV10B99	Cheyenne Peaking Basin	Closed	\$3,445,309.49
NLV10F02	Las Vegas Wash Main Branch, Cheyenne Avenue to Lake Mead Boulevard	Closed	\$353,900.87
NLV10H07	Las Vegas Wash - Lake Mead Blvd to Las Vegas Blvd	Closed	\$2,069,215.34
NLV10I09	Las Vegas Wash - Las Vegas Blvd to Cheyenne Ave	Closed	\$697,124.80
NLV10K11	LVW - LV Blvd to Cheyenne Avenue	Closed	\$6,382,656.86
NLV10L19	Las Vegas Wash Cartier Channel	Open	\$698,289.00
NLV11A97	W. Trib Las Vegas Wash (Camino Al Norte to Ann Rd)	Closed	\$1,494,634.14
NLV11B97	W. Trib Las Vegas Wash, Ph II (Ann Rd to Centennial PKWY)	Closed	\$2,154,439.86
NLV12A97	Clayton Channel- WTLVW >Centennial PKWY> Allen Ln	Closed	\$40,408.90
NLV13A98	Tributary to the Western Tributary @ Craig Rd	Closed	\$801,419.92
NLV13B02	Tributary to the Western Tributary at Craig Road	Closed	\$5,443,730.21
NLV14A00	Tributary to the Western Tributary @ Alexander Rd	Closed	\$735,930.14
NLV15A00	Las Vegas Wash - Losee Project	Closed	\$87,613.81
NLV16A00	Simmons Street Channel	Closed	\$1,013,785.70
NLV17A00	Centennial Parkway Channel East	Closed	\$2,486,927.42
NLV17B08	Centennial Parkway Channel East	Closed	\$19,334,832.52
NLV17C16	Fifth Street Collector, Centennial Pkwy to Deer Springs Way	Open	\$726,079.00

**Regional Flood Control District
 Capital Improvement Projects - Cumulative Reporting
 Pay-As-You-Go Funding**

<u>PROJECT</u>	<u>NAME</u>	<u>STATUS</u>	<u>TOTAL</u>
NLV17D18	Fifth St Collector, Centennial Pkwy to Deer Spgs Way	Open	\$5,416,000.00
NLV18A07	Colton Channel	Closed	\$1,175,047.77
NLV18B07	Brooks Channel	Closed	\$594,278.02
NLV18C07	Freeway Channel - Owens Avenue to Miller Avenue	Closed	\$1,528,308.05
NLV18D09	Freeway Channel - Owens Ave to Miller Ave, Phase I	Closed	\$4,389,989.00
NLV18E11	Freeway Channel - Owens Ave to Miller Avenue - Phase II	Closed	\$6,441,348.71
NLV18F13	Central Freeway Channel At Cheyenne	Closed	\$694,097.08
NLV18H14	Brooks Channel	Closed	\$4,689,970.93
NLV18I16	Central Freeway Channel at Cheyenne	Closed	\$9,663,354.07
NLV19A19	Carey-Lake Mead DB Outfall Modification	Open	\$100,000.00
			<u>\$186,923,527.12</u>
	Grand Total		<u><u>\$1,126,299,254.20</u></u>

**Regional Flood Control District
Capital Improvement Projects - Cumulative Reporting
Bond Funding**

Boulder City

<u>PROJECT</u>	<u>NAME</u>	<u>STATUS</u>	<u>TOTAL</u>
BOU01A87	Hemenway Wash	Closed	\$867,000.00
BOU01E19	Hemenway System, Phase IIB Improvements	Open	\$4,669,036.00
BOU04D02	West Airport Facilities	Closed	\$568,602.56
BOU04E03	Valley View, Red Mountain and DD Facilities	Closed	\$76,468.23
BOU04F05	Valley View and DD Facilities	Closed	\$632,017.12
BOU05D04	Veterans Memorial Detention Basin	Closed	\$3,236,343.92
BOU05E04	Yucca Debris Basin, Collection & Outfall	Closed	\$69,028.25
BOU05F04	Bootleg Canyon Facilities	Closed	\$365,646.88
BOU05I10	Yucca Debris Basin, Collection and Outfall	Closed	\$1,189,960.47
			\$11,674,103.43

Clark County

<u>PROJECT</u>	<u>NAME</u>	<u>STATUS</u>	<u>TOTAL</u>
CLA02F92	Rawhide Channel Improv/McLeod-Mtn Vista	Closed	\$2,678,784.24
CLA03E92	Van Buskirk Channel/ Phase III Construction	Closed	\$884,145.27
CLA03F92	Van Buskirk Channel/Phase V/Harmon-Harrison & Tropicana	Closed	\$1,318,316.18
CLA03G92	Van Buskirk Channel / Phase IV	Closed	\$949,302.79
CLA03H93	Van Buskirk Channel / Phases IIA & VI Construction	Closed	\$7,076,269.80
CLA04J03	Flamingo Wash, Algonquin Dr to Maryland Parkway	Closed	\$3,708,620.21
CLA04K03	Flamingo Wash, I-515 to Boulder Highway	Closed	\$4,358,838.58
CLA04L03	Lower Flamingo Detention Basin	Closed	\$1,078,896.68
CLA04T09	Lower Flamingo Detention Basin	Closed	\$3,387,621.44
CLA04W16	Flamingo Wash, Eastern Avenue	Open	\$1,517,000.00
CLA06B93	Range Wash Confluence DB ROW & Construction	Closed	\$9,575,705.90
CLA07C03	Sloan Channel, Las Vegas Wash to Charleston	Closed	\$11,371,793.05
CLA08C98	Lower Duck Creek Detention Basin & Outfall Channel	Closed	\$12,823,423.07
CLA08T14	Duck Creek, Las Vegas Boulevard	Open	\$7,400,000.00
CLA09B99	Durango Collector (Twain to Hacienda)	Closed	\$9,485,138.68
CLA10B99	Tropicana Wash, Paradise Road to Koval Lane	Closed	\$2,087,199.75
CLA10C03	Tropicana North Branch Detention Basin	Closed	\$3,763,800.00
CLA10E09	Tropicana North Branch Detention Basin	Closed	\$950,229.12
CLA12C99	Desert Inn Detention Basin & Collection System	Closed	\$5,327,982.96
CLA13C98	Lakes DB Collection System	Closed	\$17,986,141.42
CLA14B99	Duck Creek Channel (Hollywood Blvd to Stephaine St)--ROWA	Closed	\$1,598,918.50
CLA14M03	Duck Creek, Broadbent Blvd Bridge and Channel	Closed	\$2,176,640.38
CLA14N03	Duck Creek, Broadbent Blvd to Boulder Highway	Closed	\$5,832,117.22
CLA14P03	Duck Creek, Eldorado Lane to Spencer Street	Closed	\$343,994.59
CLA14Q04	Duck Creek, Topaz Street to Eastern Avenue	Closed	\$2,119,552.08
CLA14W11	Duck Creek, Robindale to I-215	Closed	\$650,561.15
CLA15B99	Colorado Avenue Storm Drain System	Closed	\$15,259,421.39
CLA15E13	LVW-Sloan to Stewart-Flam Wash below Nellis	Open	\$84,184,000.00

**Regional Flood Control District
Capital Improvement Projects - Cumulative Reporting
Bond Funding**

<u>PROJECT</u>	<u>NAME</u>	<u>STATUS</u>	<u>TOTAL</u>
CLA15F16	Las Vegas Wash - Water Reclamation Channel	Closed	\$3,400,000.00
CLA16L09	Lower Blue Diamond Detention Basin	Closed	\$2,581,701.25
CLA16M09	Blue Diamond Wash Wigwam, UPRR to Rainbow Blvd	Closed	\$5,067,171.04
CLA16N09	Blue Diamond Wash Wigwam, UPRR to Jones Blvd	Closed	\$0.00
CLA17A98	Blue Diamond Chnl/Durango Dr - Rainbow Blvd (Beltway 7B)	Closed	\$1,021,760.73
CLA17D04	Blue Diamond Channel - Jones Branch	Closed	\$641,602.04
CLA18A98	Red Rock Channel/Russell Rd - Hualapai Way	Closed	\$1,793,162.82
CLA19D03	Red Rock Channel, Naples Branch	Closed	\$9,885,005.24
CLA26D11	Flamingo Diversion-South Buffalo Branch, Flamingo Wash to Sunset Rd	Closed	\$7,030,263.37
CLA27D13	Flamingo Diversion - Rainbow Branch	Closed	\$9,654,169.07
			<u>\$260,969,250.01</u>

Clark County Outlying

<u>PROJECT</u>	<u>NAME</u>	<u>STATUS</u>	<u>TOTAL</u>
IND01B04	Indian Springs Detention Basin	Closed	\$2,650,794.34
LAU01B92	Unnamed Wash, Laughlin	Closed	\$2,577,722.08
LAU02C94	Hiko Springs, Laughlin	Closed	\$1,200,000.00
LAU04B17	SR 163 at Casino Drive	Open	\$2,250,000.00
			<u>\$8,678,516.42</u>

**Regional Flood Control District
Capital Improvement Projects - Cumulative Reporting
Bond Funding**

Henderson

<u>PROJECT</u>	<u>NAME</u>	<u>STATUS</u>	<u>TOTAL</u>
HEN01D91	Pittman Wash Channel - Phase II Construction	Closed	\$2,071,148.80
HEN01E93	Pittman Wash Channel Phase IIIA Construction	Closed	\$776,682.83
HEN03B92	UPRR Channel Construction	Closed	\$2,149,477.47
HEN04C93	Mission Hills System Construction	Closed	\$5,503,671.37
HEN04D94	C-1 Channel / Lake Mead Dr. - Burkholder	Closed	\$3,398,432.50
HEN04E96	Mission Hills Western Interceptor Diversion	Closed	\$2,100,000.00
HEN04J99	Black Mountain Detention Basin & Outfall	Closed	\$5,233,184.00
HEN04L01	C-1 Chnl, Mdl & Upr Reaches-PhI: Burkholder - Boulder HWY	Closed	\$4,784,787.10
HEN04M03	C-1 Channel, Upper & Middle Reaches - Vermillion Dr - Boulder HWY	Closed	\$3,689,653.67
HEN05B98	Pioneer DB Outfall	Closed	\$2,952,988.96
HEN05F12	Pioneer Detention Basin Expansion and Inflow	Closed	\$1,330,852.11
HEN05G16	Horizon Ridge Detention Basin	Open	\$7,506,000.00
HEN06J13	Equestrian Detention Basin Expansion	Closed	\$1,025,764.52
HEN06K13	Equestrian Tributary, Phase II	Closed	\$2,147,066.76
HEN07C11	Pittman Park Peaking Basin Modification	Closed	\$0.00
HEN12D03	Pittman Wash - Burns	Closed	\$257,326.75
HEN12E05	Gibson Conveyance System	Closed	\$2,164,571.54
HEN12J16	Palm Hills Channel	Closed	\$1,880,256.03
HEN13B03	Boulder Highway Channel	Closed	\$6,534,523.99
HEN15B02	Pittman Wash Railroad Channel, Phase I (Resol. No. 02-6)	Closed	\$1,989,679.32
HEN15C04	Pittman Wash Railroad Channel, US-95 to Major Avenue	Closed	\$5,537,919.81
HEN18A03	Drake Channel	Closed	\$75,265.32
HEN19A03	Northeast Detention Basin and Levee	Closed	\$1,134,804.61
HEN20B04	C-1 Channel, US-95 Tributary 1	Closed	\$1,522,849.50
HEN23B16	Center Street Storm Drain	Closed	\$8,266,384.95
HLD06A15	Appaloosa Storm Drain, Local Drainage Project	Closed	\$925,332.15
			\$74,958,624.06

Las Vegas

<u>PROJECT</u>	<u>NAME</u>	<u>STATUS</u>	<u>TOTAL</u>
LAS01E13	Angel Park Detention Basin Expansion	Closed	\$4,085,640.34
LAS02E92	Buffalo Channel/Summerlin Pkwy-Vegas Dr.	Closed	\$1,911,377.65
LAS03C91	Gowan Detention Basin	Closed	\$7,184,517.75
LAS04D92	Oakey Detention Basin & Conveyance	Closed	\$6,887,121.59
LAS05E03	Oakey - Meadows Storm Drain	Closed	\$5,221,885.40
LAS05F03	Alta Parallel System	Closed	\$2,093,934.39
LAS05K15	Oakey-Meadows Storm Drain, Phase III	Closed	\$24,265,142.63
LAS09C91	Washington Ave./Sandhill Outlet	Closed	\$1,496,312.93
LAS09E93	Washington Ave. / Virgil-Lena	Closed	\$2,862,675.33
LAS09N99	Upr Wash Ave Conv Sys, Ph II: Veterans Memorial Dr - UPRR	Closed	\$6,279,449.66
LAS09O99	Freeway Channel - Alta Dr to Sahara Ave & Bypass Facility	Closed	\$36,285,968.75

**Regional Flood Control District
Capital Improvement Projects - Cumulative Reporting
Bond Funding**

<u>PROJECT</u>	<u>NAME</u>	<u>STATUS</u>	<u>TOTAL</u>
LAS09T04	Freeway Channel, Charleston Lateral	Closed	\$4,336,897.56
LAS10C94	Lone Mtn. Detention Basin	Closed	\$315,482.25
LAS10I98	Gowan North Channel, Ph II/Durango Dr	Closed	\$5,455,374.03
LAS10T02	Gowan North System - Ph III: Alexander Rd to Lone Mtn Rd	Closed	\$7,539,040.96
LAS10V03	GNC - Lone Mountain Road (El Capitan Way to the Western Beltway)	Closed	\$634,984.37
LAS10W04	Lone Mountain System, Lone Mtn DB Outfall to Durango	Closed	\$2,734,160.02
LAS10X05	Ann Road Detention Basin Facilities (CAM 10 DB)	Closed	\$9,317,720.04
LAS14D14	Freeway Channel-Washington, MLK to Rancho Drive	Open	\$11,555,343.00
LAS16D01	Ann Road, Allen Lane to Rancho Drive	Closed	\$7,069,867.82
LAS16E04	Rancho Detention Basin, Phase II	Closed	\$464,510.86
LAS16F04	Rancho Road System (El Campo Grande Storm Drain)	Closed	\$573,652.99
LAS17E03	Peak Drive System (Jones Blvd to Michael Way)	Closed	\$456,338.90
LAS19C05	Owens Avenue System (Vegas Dr Storm Drain) - Michael Way to Rancho Drive	Closed	\$1,596,671.67
LAS21A03	Upper Las Vegas Wash Facility Study	Closed	\$243,392.60
LAS22A03	Decatur/Elkhorn/Rainbow System Predesign	Closed	\$368,594.70
LAS22M09	Las Vegas Wash - Rainbow (Elkhorn Rd to Grand Teton Dr)	Closed	\$7,696,565.04
LAS22N09	Las Vegas Wash - Decatur & Elkhorn, CC 215	Closed	\$25,788,320.03
LAS22O09	N & S Environ Enhancement Areas - Floyd Lamb Park	Closed	\$25,314,907.94
LAS22P09	Elkhorn Springs & Buffalo Storm Drain	Closed	\$1,567,520.54
LAS24F10	Gowan Outfall - Lone Mountain Branch (Rancho to Decatur)	Closed	\$10,109,824.95
LAS26D14	Grand Teton - Hualapai to Tee Pee	Closed	\$6,245,247.37
LAS28A10	Langtry Channel Bonanza to Washington Avenue	Closed	\$1,002,676.43
			<u>\$228,961,120.49</u>

Mesquite

<u>PROJECT</u>	<u>NAME</u>	<u>STATUS</u>	<u>TOTAL</u>
MES01B89	Town Wash Detention Basin (Design & Construction)	Closed	\$3,692,545.65
MES01D10	Town Wash Conveyance, I-15 to the Virgin River	Closed	\$7,366,966.99
MES02B03	Abbott Wash Conveyance System, Pioneer Blvd to the Virgin River	Closed	\$10,625,472.16
			<u>\$21,684,984.80</u>

North Las Vegas

<u>PROJECT</u>	<u>NAME</u>	<u>STATUS</u>	<u>TOTAL</u>
NLV01D03	Upper Las Vegas Wash	Closed	\$31,132,709.75
NLV01F09	Tropical Parkway Channel East	Closed	\$5,900,026.83
NLV01I14	Ann Road Channel East, ULVW to Fifth Street	Closed	\$5,580,349.42
NLV03D93	West Range Wash Diversion Dike	Closed	\$2,251,608.79
NLV03J19	Hollywood System, Phase II, NAFB Reach	Open	\$19,610,000.00

**Regional Flood Control District
Capital Improvement Projects - Cumulative Reporting
Bond Funding**

<u>PROJECT</u>	<u>NAME</u>	<u>STATUS</u>	<u>TOTAL</u>
NLV03K19	Range Wash - Ann Branch, Phase II	Open	\$7,697,245.00
NLV04D04	Gowan Outfall - Lone Mountain Branch, Decatur Blvd to Channel	Closed	\$1,179,589.48
NLV04H09	Simmons Street Drainage Improvements - Gowan Outfall	Closed	\$2,280,988.68
NLV04J14	Simmons Street Drainage Impvments-Alexander to Gowan Outfall	Closed	\$14,878,224.09
NLV05B92	Upper Las Vegas Wash Detention Basin Construction	Closed	\$8,010,318.87
NLV06B93	Kyle Detention Basin	Closed	\$5,037,000.00
NLV08B97	Lower Las Vegas Wash Detention Basin Construction	Closed	\$4,433,240.98
NLV09B99	Vandenberg Detention Basin	Closed	\$5,347,006.76
NLV09H14	Centennial Collector	Closed	\$2,256,922.92
NLV09J19	Beltway Detention Basin, Collection and Outfall	Open	\$16,192,926.00
NLV09K19	Vandenberg North DB, Collection & Outfall, Phase II	Open	\$30,499,000.00
NLV10E03	"A" Channel Three Bridges Project (Cheyenne Ave, Las Vegas Blvd, and Carey Ave)	Closed	\$9,966,315.63
NLV10G03	Cheyenne Peaking Basin, Collection & Outfall - Alexander Rd to Cheyenne Ave	Closed	\$15,482,525.64
NLV10J10	LV Wash Main Branch-LV Blvd. to Lake Mead Blvd.	Closed	\$21,161,048.84
NLV11C98	W. Trib Las Vegas Wash Chnl, Ph I (Ann Rd - Clayton St)	Closed	\$7,898,144.87
NLV11D99	W. Trib Las Vegas Wash, Ph III (LLVWDB to Camino Al Norte)	Closed	\$2,499,963.56
NLV11E99	W. Trib of the Las Vegas Wash, Ph II (Ann to Centennial)	Closed	\$7,772,320.98
NLV14B03	Tributary to the Western Tributary @ Alexander Rd	Closed	\$7,636,332.88
NLV15B03	Las Vegas Wash - Losee Road	Closed	\$1,142,595.43
NLV16B03	Simmons Street Channel	Closed	\$4,885,102.93
NLV18G14	Colton Avenue Flood Control Improvements	Closed	\$6,811,918.64
			<u>\$247,543,426.97</u>
	Grand Total		<u><u>\$854,470,026.18</u></u>

FY 2019-20 PROJECTS FUNDED SUMMARY

Facility Description	Project Number	Project Scope (1)	Year-1 Programmed (2)	Year-2/Year-3 Programmed (2)/(3)	Funding Amount (4)	Approval Date	Item #
HENDERSON (Southeast Las Vegas Valley)							
Galleria to Sunset		Construction	1,463,860.00				
Whitney Wash Channel Replacement Project		Construction	0.00	6,463,809.00			
Whitney Wash Channel Replacement Project, Phase II		Construction	0.00	1,747,281.00			
Pittman - Sunset, Galleria to Foster	HEN12K19	Design	565,788.00	0.00	565,788.00	12/12/2019	
Pittman - Sunset, Galleria to Foster	HEN12K19	Right-of-Way	40,000.00	0.00	40,000.00	12/12/2019	
Pittman Pabco - Boulder Highway Crossing	HEN25B19	Construction	1,454,530.00	0.00	1,454,530.00	9/12/2019	12b
		Henderson Total	\$3,524,178.00	\$8,211,090.00	\$2,060,318.00		
HENDERSON 3-YEAR TOTALS:		PROJECTS PROGRAMMED	\$11,735,268.00				
		ESTIMATED RESOURCES	\$13,280,515.00				
		REMAINING RESOURCES	\$11,220,197.00				

LAS VEGAS (Central Las Vegas Valley)							
Carey-Lake Mead Detention Basin Outfall Modification	NLV19A19	Pre-Design	100,000.00	0.00	100,000.00	10/10/2019	11b
Lake Mead - Carey - Lake Mead Detention Basin Outfall		Construction	0.00	115,613.00			
Brent Drainage System - Durango Drive to O'Hare Avenue	LAS22U19	Design	897,540.00	0.00	897,540.00	7/11/2019	13
Brent Drainage System - Durango Drive to O'Hare Avenue - 1st Supplemental	LAS22U19	Design	202,460.00	0.00	202,460.00	9/12/2019	11
Flamingo - Boulder Hwy. North, Charleston - Boulder Hwy. to Maryland Parkway and Maryland Pkwy. System		Construction	44,022,755.00	0.00			
Gowan - Alexander Rd., Rancho to Decatur		Construction	0.00	10,499,261.00			
Gowan North-Buffalo Branch, Lone Mtn to Washburn Rd - Closeout	LAS24K17	Construction	(1,051,544.72)	0.00	(1,051,544.72)	9/12/2019	7
Rancho Rd System-Elkhorn, Fort Apache to Grand Canyon - Closeout	LAS16O13	Construction	(70,799.71)	0.00	(70,799.71)	9/12/2019	7
Gowan Outfall - Alexander Rd., Decatur Blvd. to Simmons Street		Construction	0.00	27,861,914.00			
Gowan Outfall - El Capitan Branch, Ann Road to Centennial		Construction	0.00	7,582,927.00			
		Las Vegas Total	\$44,100,410.57	\$46,059,715.00	\$77,655.57		
LAS VEGAS 3-YEAR TOTALS:		PROJECTS PROGRAMMED	\$90,160,125.57				
		ESTIMATED RESOURCES	\$95,216,306.00				
		REMAINING RESOURCES	\$95,138,650.43				

NORTH LAS VEGAS (Northern Las Vegas Valley)							
Las Vegas Wash Cartier Channel	NLV10L19	Design	698,289.00	0.00	698,289.00	10/10/2019	11a
Jim McGaughey Detention Basin, Collection & Outfall - 2nd Supplemental	CLA36A18	Design	1,000,000.00	0.00	1,000,000.00	7/11/2019	11
Jim McGaughey Detention Basin, Collection & Outfall - 2nd Supplemental	CLA36A18	Right-of-Way	2,000,000.00	0.00	2,000,000.00	7/11/2019	11
Jim McGaughey Detention Basin and Outfall		Construction	0.00	14,259,269.00			
Vandenberg North Detention Basin & Outfall - 7th Supplemental	NLV09E11	Design	121,770.00	0.00	121,770.00	8/8/2019	14
Vandenberg North Detention Basin, Collection & Outfall - Phase II	NLV09K19	Construction	30,499,000.00	0.00	30,499,000.00	8/8/2019	15b
Range Wash - Ann Branch, Phase II	NLV03K19	Construction	0.00	7,697,245.00	7,697,245.00	9/12/2019	13b
Hollywood System, Centennial Pkwy. to Speedway #2 Detention Basin		Construction	5,522,594.00	0.00			
		North Las Vegas Total	\$39,841,653.00	\$21,956,514.00	\$42,016,304.00		
NORTH LAS VEGAS 3-YEAR TOTALS:		PROJECTS PROGRAMMED	\$61,798,167.00				
		ESTIMATED RESOURCES	\$68,696,440.00				
		REMAINING RESOURCES	\$26,680,136.00				

CLARK COUNTY (Southwest Las Vegas Valley and Outlying Areas)							
Airport Channel - Naples Channel and Peaking Basin		Construction	26,750,000.00	0.00			
Flamingo Wash - Industrial Road to Hotel Rio Dr.		Construction	1,400,000.00	0.00			
Wagon Trail Channel - Sunset to Teco		Construction	0.00	1,399,667.00			
Flamingo Wash, Maryland to Palos Verde		Construction	0.00	2,971,255.00			
Tropicana Avenue Conveyance - Las Vegas Wash to Boulder Hwy.		Design	670,000.00	0.00			
Tropicana Avenue Conveyance - Las Vegas Wash to Boulder Hwy.		Construction		18,925,780.00			
Blue Diamond Wash - Arville to I-15 - 1st Supplemental	CLA16O19	Design	200,000.00	0.00	200,000.00	10/10/2019	10
Blue Diamond Wash - Arville to I-15		Construction	0.00	5,840,757.00			
Duck Cr./Blue Diamond, Bermuda to Las Vegas Blvd.		Construction	0.00	5,679,467.00			
Duck Creek Jones Boulevard		Construction	2,224,094.00	0.00			
Silverado Ranch Detention Basin and Outfall Facilities		Construction	22,276,036.00	0.00			
Blue Diamond Channel 02, Decatur - Le Baron to Richmar		Construction	3,500,000.00	0.00			
Duck Creek, Sunset Park		Design	2,195,544.00	0.00			
Duck Creek Wash, Torrey Pines to Rainbow		Construction	600,000.00	0.00			
Duck Creek Haven Street		Construction	3,463,786.00	0.00			

FY 2019-20 PROJECTS FUNDED SUMMARY

Facility Description	Project Number	Project Scope (1)	Year-1 Programmed (2)	Year-2/Year-3 Programmed (2)/(3)	Funding Amount (4)	Approval Date	Item #
CLARK COUNTY (Southwest Las Vegas Valley and Outlying Areas) - Continued							
Jess Waite Wash Diversion Dike		Construction	1,581,566.00	0.00			
Searchlight West - State Highway 164	SEA02B19	Design	500,000.00	0.00	500,000.00	10/10/2019	11c
Searchlight - West - State Hwy 164		Construction	0.00	736,504.00			
Goodsprings - Phase I		Right-of-Way	74,454.00	0.00			
Goodsprings - Phase I		Construction	919,494.00	0.00			
Hiko Detention Basin Expansion		Design	154,448.00	0.00			
Fairgrounds - Detention Basin (Whipple Street)		Construction	11,237,678.00	0.00			
		Clark County Total	\$77,747,100.00	\$35,553,440.00	\$700,000.00		
CLARK COUNTY 3-YEAR TOTALS:			PROJECTS PROGRAMMED	\$113,300,540.00			
			ESTIMATED RESOURCES	\$131,270,653.00			
			REMAINING RESOURCES	\$130,570,653.00			

CITY OF MESQUITE							
Town Wash - Mesa Boulevard, El Dorado to Town Wash		Construction	4,992,880.00	0.00			
Town Wash - Mesa Boulevard, El Dorado to Town Wash - 3rd Supplemental	MES01E17	Design	79,198.00	0.00	79,198.00	7/11/2019	12
Town Wash - Mesa Boulevard, El Dorado to Town Wash - 4th Supplemental	MES01E17	Design	43,868.75	0.00	43,868.75	11/14/2019	10
		City of Mesquite Total	\$5,115,946.75	\$0.00	\$123,066.75		
MESQUITE 3-YEAR TOTALS:			PROJECTS PROGRAMMED	\$5,115,946.75			
			ESTIMATED RESOURCES	\$13,379,188.00			
			REMAINING RESOURCES	\$13,256,121.25			

BOULDER CITY							
Hemenway System, Phase IIB Improvements	BOU01E19	Construction	0.00	4,669,036.00	4,669,036.00	11/14/2019	11b
North Railroad Conveyance - Closeout	BOU05J10	Design	(20,537.78)	0.00	(20,537.78)	9/12/2019	7
North Railroad Conveyance, Phase II - Closeout	BOU05M18	Construction	(473,903.33)	0.00	(473,903.33)	9/12/2019	7
Wells Drive Levee Lining		Design	29,022.00	0.00			
		Boulder City Total	(\$465,419.11)	\$4,669,036.00	\$4,174,594.89		
BOULDER CITY 3-YEAR TOTALS:			PROJECTS PROGRAMMED	\$4,203,616.89			
			ESTIMATED RESOURCES	\$4,761,826.00			
			REMAINING RESOURCES	\$587,231.11			

SUMMARY	
TOTAL 3-YEAR PROJECTS PROGRAMMED⁽²⁾	\$286,313,664.21
TOTAL ESTIMATED RESOURCES (Year-1)	\$238,993,581.00
TOTAL REMAINING DESIGN PROJECTS (Year-1)	\$3,049,014.00
TOTAL PROJECTS FUNDED (Year-1)	\$49,151,939.21
CURRENT AVAILABLE CONSTRUCTION RESOURCES (Year-1)	\$186,792,627.79

LOCAL DRAINAGE (5)							
Chickasaw Storm Drain	HLD06B19	Construction	1,999,964.00	0.00	1,999,964.00	7/11/2019	15
Katie Avenue Storm Drain - Closeout	CLD19A17	Construction	(42,611.62)	0.00	(42,611.62)	7/11/2019	8
			0.00	0.00			
		Local Drainage Total	\$1,957,352.38	\$0.00	\$1,957,352.38		

- Notes:
- (1) Construction typically includes Construction and/or Construction Administration. Design typically includes Predesign, Design, Right-of-way, Environmental, and/or Other.
 - (2) Includes amendments to the Ten-Year Construction Program.
 - (3) Year-2/Year-3 do not include design projects. Design projects are not eligible for acceleration.
 - (4) Action is being taken in current month on projects in bold/italics.
 - (5) Local Drainage projects are not part of the Ten-Year Construction Program.

ESTIMATED FUNDING SCHEDULE

Month-Year	Funding Requests Received			Estimated Resources for CIP		Priority Date	Notes
	Facility Description	Project #	Amount	Resources (1)	Available (1)		
	FISCAL YEAR 2019-20						
Dec-19	ESTIMATED REMAINING FISCAL YEAR CIP RESOURCES				\$82,258,843		
	Pittman - Sunset, Galleria to Foster	HEN12K19	\$605,788		\$81,653,055		
	No Projects Awaiting Funding						

Notes: (1) Estimated CIP resources are from the FY2019-20 Ten-Year Construction Program and may be adjusted for current economic conditions.

CLARK COUNTY
REGIONAL FLOOD CONTROL DISTRICT
AGENDA ITEM


SUBJECT: TEN-YEAR CONSTRUCTION PROGRAM AMENDMENTS
PETITIONER: STEVEN C. PARRISH, P.E., GENERAL MANAGER/CHIEF ENGINEER
RECOMMENDATION OF PETITIONER: ADOPT AMENDMENTS TO THE TEN-YEAR CONSTRUCTION PROGRAM (FOR POSSIBLE ACTION)

FISCAL IMPACT: None.

BACKGROUND: In accordance with Policies and Procedures Section II.B.9 general amendments can be processed to address scheduling changes and/or the need for additional funding. This agenda item addresses requested changes in funding, positive and negative, associated with this agenda as they impact the Ten-Year Construction Program (TYCP). Amendments to the TYCP are shown for:

- TYCP Amendment item from the City of Henderson.

Respectfully submitted,



Steven C. Parrish, P.E.
General Manager/Chief Engineer

TAC AGENDA ITEM #05 Date: 11/21/19	RFCD AGENDA ITEM # Date: 12/12/19
CAC AGENDA ITEM #05 Date: 12/02/19	

Regional Flood Control District
AGENDA ITEM DEVELOPMENT

Staff Discussion:	Date: 11/12/19
TEN YEAR CONSTRUCTION PROGRAM AMENDMENTS	
In accordance with Policies and Procedures Section II.B.9 general amendments can be processed to address scheduling changes and/or the need for additional funding. This agenda item addresses requested changes in funding, positive and negative, associated with this agenda as they impact the Ten-Year Construction Program (TYCP). Included is a TYCP Amendment item from the City of Henderson.	
Staff Recommendation:	
Approve.	
Discussion by Technical Advisory Committee:	AGENDA #05 Date: 11/21/19
Recommendation:	
Discussion by Citizens Advisory Committee:	AGENDA #05 Date: 12/02/19
Recommendation:	

CLARK COUNTY
REGIONAL FLOOD CONTROL DISTRICT
AGENDA ITEM

SUBJECT: TEN YEAR CONSTRUCTION PROGRAM AMENDMENT
PETITIONER: CITY OF HENDERSON
RECOMMENDATION OF PETITIONER: IT IS RECOMMENDED THAT THE CLARK COUNTY REGIONAL FLOOD CONTROL DISTRICT ADOPT AMENDMENT TO THE TEN YEAR CONSTRUCTION PROGRAM (FOR POSSIBLE ACTION)

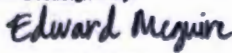
FISCAL IMPACT: None by this action.

BACKGROUND:

The City of Henderson requests the following changes to the current Ten Year Construction Program:

1. Pittman-Sunset, Galleria to Foster (PTBH 0000, 0014, 0015 and PTSU 0000, 0008, 0023, 0028, 0032, 0034, 0037, 0067 and 0069) – Move Design from FY20/21 to FY19/20, add Right-of-Way funding in FY19/20, and move Construction and Construction Management from FY23/24 to FY22/23.
2. Southeast Pittman Detention Basin (PTBE 0062, 0063, 0064, and PTSO 0000) – Move Design from FY22/23 to FY23/24.

Respectfully submitted,

DocuSigned by:

046713FB96714C2...
 Edward McGuire, P.E.
 Director of Public Works
 City of Henderson

TAC AGENDA ITEM # 05 Date: 11/21/19	RFCD AGENDA ITEM # Date: 12/12/19
CAC AGENDA ITEM # 05 Date: 12/02/19	

EXHIBIT C

CITY OF HENDERSON
10-YEAR CONSTRUCTION PROGRAM
Amended December 12, 2019

TOTAL PLAN	Existing Value/ Comments	Project Cost Per MPU	Total Plan	FIRST FIVE YEARS 7/2019 THRU 6/2024					Board Date	Amount	Amendment?	Project No		
				(Year 1) FY 19/20	(Year 2) FY 20/21	(Year 3) FY 21/22	(Year 4) FY 22/23	(Year 5) FY 23/24						
Annual Resources			\$899,655,079	\$253,190,812	\$42,076,140	\$46,635,206	\$48,126,044	\$145,862,830						
Unencumbered from previous year (\$14,197,230)			Cumulative Available Resources	\$69,129,713	\$31,582,850	\$28,693,598	\$10,056,635	\$76,056,861						
ENTITY RESOURCES			\$54,087,400	\$7,041,713	\$2,998,241	\$3,242,561	\$3,488,264	\$10,386,888						
Unencumbered from previous year (\$10,987,997)			Cumulative Available Resources	\$3,517,535	\$49,967	\$1,545,247	(\$740,819)	\$3,113,519						
ENTITY TOTAL			\$827,312,090	\$165,265,250	\$52,985,432	\$3,524,178	\$6,463,808	\$1,747,281	\$5,784,127	\$6,532,753		\$2,060,318		
HYDROGRAPHIC BASIN: PITTMAN			\$827,639,150	\$144,781,050	\$49,186,760	\$3,524,178	\$6,463,808	\$1,747,281	\$5,784,127	\$6,532,763		\$2,060,318		
SYSTEM: Pittman Burns			\$98,833,140	\$16,777,510	\$7,853,776	\$2,089,648	\$0	\$0	\$5,784,127	\$0		\$605,788		
PROJECT: Pittman Sunset, Galleria to Foster														
Design/Admin	PTBH 0000, 0014, 0015 PTSU 0034, 0037, 0067		\$980,240		\$8,389,915	\$565,788	\$0	\$428,454	\$0		12/12/2019	\$565,788	YES	HEN12K19
Right-of-way	0089 (PTSU 0000, 0008, 0023, 0028, 0032)		\$764,190			\$49,000					12/12/2019	\$40,000	YES	HEN12K19
Construction			\$4,901,200					\$5,355,674	\$0					
PROJECT: Galleria to Sunset														
Design/Admin	PTBU 0000, 0008, 0023		\$597,510		\$1,463,808									
Right-of-way	0008, 0082		\$478,000											
Construction		Developer Participation	\$2,987,470			\$1,463,800								
SYSTEM: Lower Pittman			\$196,101,500	\$38,939,280	\$8,211,089	\$0	\$6,463,808	\$1,747,281	\$0	\$0		\$0		
PROJECT: Whitney Ranch Channel Replacement Project														
Design/Admin	WWDC 0001, 0018, 0031, 0094, 0093, 0088	Design Started 18/19	\$1,162,130		\$8,463,808		\$478,798							
Right-of-way		HEN07F1e	\$929,710											
Construction			\$5,810,890				\$5,965,011							
PROJECT: Whitney Ranch Channel Replacement Project, Phase II														
Design/Admin		Design Started 18/19	\$305,000		\$1,747,281		\$129,430							
Right-of-way	WWDC 0070	HEN07F1e	\$244,000											
Construction			\$1,524,980				\$1,617,851							
SYSTEM: Pittman Pabco			\$581,310	\$5,492,940	\$1,454,530	\$1,454,530	\$0	\$0	\$0	\$0		\$1,454,530		
PROJECT: Pittman Pabco Boulder Highway Crossing														
Design/Admin			\$135,520		\$1,454,530	\$1,017,741					9/12/2019	\$107,743	YES	HEN25B19
Right-of-way	PTPA 0885, 0888		\$108,410											
Construction		Developer Design	\$677,590			\$1,346,787					9/12/2019	\$1,346,787	YES	HEN25B19
SYSTEM: Upper Pittman			\$39,858,020	\$51,885,240	\$31,647,355	\$0	\$0	\$0	\$0	\$6,532,753		\$0		
PROJECT: Southwest Pittman Detention Basin														
Design/Admin	PTBE 0083, 0083, 0084		\$1,325,780		\$9,443,801			\$0	\$895,293		12/12/2019	Design Moved	YES	
Right-of-way	PTSO 0000		\$1,060,600											
Construction			\$6,628,770											
PROJECT: Pittman Gillespie														
Design/Admin	PTOL 0001, 0011		\$982,710		\$7,447,428						9/12/2019		Moved Design	
Right-of-way			\$785,180											
Construction			\$4,913,530											
PROJECT: Pittman Wash South Phase 1 - Pittman North Detention Basin to Larson Lane														
Design/Admin	PTBD 0018, 0017, 0049		\$1,028,440		\$8,049,478									
Right-of-way			\$821,140											
Construction			\$5,192,170											
PROJECT: Pittman Wash South Phase 2- Larson Lane to Hoban Street														
Design/Admin	PTBD 0044, 0070, 0071		\$1,449,190		\$1,089,383									
Right-of-way			\$1,159,350											
Construction			\$7,245,930											
PROJECT: Southwest Pittman Detention Basin														
Design/Admin	PTBD 0823, 0824		\$927,550		\$6,637,480			\$417,566						
Right-of-way			\$742,040											
Construction		Developer Design	\$4,637,790					\$5,219,874						
HYDROGRAPHIC BASIN: C-1			\$199,672,940	\$20,504,200	\$3,818,882	\$0	\$0	\$0	\$0	\$0		\$0		
SYSTEM: C-1			\$199,672,940	\$20,504,200	\$3,818,882	\$0	\$0	\$0	\$0	\$0		\$0		
PROJECT: C-012 Storm Drain - Roadwork to Pueblo														
Design/Admin			\$491,960		\$3,818,882									
Right-of-way	C1CA 0000		\$393,570											
Construction			\$2,459,790											

CLARK COUNTY
REGIONAL FLOOD CONTROL DISTRICT
AGENDA ITEM

SUBJECT:
MAINTENANCE WORK PROGRAM (MWP) – FIRST QUARTER FISCAL YEAR 2019-20 STATUS REPORTS
PETITIONER:
STEVEN C. PARRISH, P.E., GENERAL MANAGER/CHIEF ENGINEER
RECOMMENDATION OF PETITIONER:
RECEIVE THE MAINTENANCE WORK PROGRAM FIRST QUARTER FISCAL YEAR 2019-20 STATUS REPORTS AS SUBMITTED BY THE ENTITIES


FISCAL IMPACT: None.

BACKGROUND: In accordance with the Board’s direction, the entities have submitted the First Quarter Status Reports for the FY 2019-20 Maintenance Work Program (MWP). The reports indicate the status of work completed under the program through September 30, 2019, although the figures below represent only those expenses which have been submitted to the District for payment.

Below is a summary, by entity, of the First Quarter Maintenance Work Program expenditures and the funding balance available by each Interlocal Contract for Fiscal Year 2019-20.

	FY 2019-20 Budget	Amount Spent	Funds Available
Boulder City	\$ 400,000.00	\$ 0.00	\$ 400,000.00
Clark County	4,274,700.00	200.00	4,274,500.00
Henderson	2,250,700.00	128,598.43	2,122,101.57
Las Vegas	2,825,000.00	79,666.54	2,745,333.46
Mesquite	769,800.00	0.00	769,800.00
North Las Vegas	1,834,500.00	111,536.73	1,722,963.27
Totals	\$12,354,700.00	\$320,001.70	\$12,034,698.30

Respectfully submitted,


Steven C. Parrish, P.E.
General Manager/Chief Engineer

TAC AGENDA ITEM #06 Date: 11/21/19	RFCD AGENDA ITEM #08 Date: 11/14/19
CAC AGENDA ITEM #06 Date: 12/02/19	

Regional Flood Control District
AGENDA ITEM DEVELOPMENT

Staff Discussion:

Date: 11/04/19

**MAINTENANCE WORK PROGRAM
FIRST QUARTER FISCAL YEAR 2019-20 STATUS REPORTS**

In accordance with the Board's direction, the entities have submitted the First Quarter Status Reports for the FY 2019-20 Maintenance Work Program (MWP). The reports indicate the status of work completed under the program through September 30, 2019, although the figures below represent only those expenses which have been submitted to the District for payment.

Below is a summary, by entity, of the First Quarter Maintenance Work Program expenditures and the funding balance available by each Interlocal Contract for Fiscal Year 2019-20.

	FY 2019-20 Budget	Amount Spent	Funds Available
Boulder City	\$ 400,000.00	\$ 0.00	\$ 400,000.00
Clark County	4,274,700.00	200.00	4,274,500.00
Henderson	2,250,700.00	128,598.43	2,122,101.57
Las Vegas	2,825,000.00	79,666.54	2,745,333.46
Mesquite	769,800.00	0.00	769,800.00
North Las Vegas	1,834,500.00	111,536.73	1,722,963.27
Totals	\$12,354,700.00	\$320,001.70	\$12,034,698.30

Staff Recommendation:

Accept the reports.

Discussion by Technical Advisory Committee:

AGENDA
Date: 11/21/19

Recommendation:

Discussion by Citizens Advisory Committee:

AGENDA
Date: 12/02/19

Recommendation:

**REGIONAL FLOOD CONTROL DISTRICT
MAINTENANCE WORK PROGRAM
QUARTERLY STATUS REPORT FY 2019-2020**

MWP Facility #: **BC01**
 Facility Name: **Hemenway Watershed**

Entity: **City of Boulder City**
 Date Prepared: _____
 Quarter: **1st**

MP Facility ID: **HMFL - 0000, HMKY - 0000, 0019, HMLM - 0000, 0001, 0002, 0003, 0025, 0027, 0040, 0044, 0064, 0065, 0066, 0077, 0081, 0082, 0085, 0096, HMLV - 0000, 0001, 0003, 0004, 0006, 0018, 0031, 0033, 0055, 0060, 0065, HMNH - 0000, 0001, HMPC - 0000, 0011, 0018, 0023, 0026, HMRB - 0000, HMTH - 0000, 0025, 0026, 0027, 0033, 0034, 0040, 0041, 0054, 0064, 0076, HMYL - 0000, 0001, 0002, 0003, 0004, 0015, 0022, 0027, 0028, 0030, 0041, 0042, 0058, 0064, 0065, 0066, 0074, 0088, HMWA - 0000, 0004, 0012, 0013, 0068, 0069, 0087, 0103, 0104, 0105, 0126, 0127, 0147, 0148, 0154, 0155, 0156, 0157, 0158, 0159, 0160, 0161, 0162, 0173, 0175, 0176, 0178, 0182, 0183, 0184, 0185, 0200, 0201, 0202, 0203**

Force Account/Contract	Activity	Approved Work Plan Amount (\$)	Amended Work Plan Amount (\$)	Expended To Date (\$)	Percent Complete	Scheduled Completion Date
	3 Facility Assessment and Inventory	\$ 500.00	500.00	0.00	0%	Jun-20
	5 Inspect Channels	500.00	500.00	0.00	0%	Jun-20
	6 Inspect Levees/Detention and Debris Basins	500.00	500.00	0.00	0%	Jun-20
	8 Species Survey and Removal	0.00	0.00	0.00	#DIV/0!	Jun-20
	10 Clean and Reshape Channels/Levees	5,000.00	5,000.00	0.00	0%	Jun-20
	15 Repair Lined Channel	2,000.00	2,000.00	0.00	0%	Jun-20
	20 Erosion Control and Repair	1,300.00	1,300.00	0.00	0%	Jun-20
	21 Provide/Maintain Dust Control	500.00	500.00	0.00	0%	Jun-20
	25 Clean Detention Debris Basins	30,000.00	30,000.00	0.00	0%	Jun-20
	35 Fence Repair	1,000.00	1,000.00	0.00	0%	Jun-20
	40 Vegetation Control - Chemical	3,000.00	3,000.00	1,056.80	35%	Jun-20
	45 Vegetation Control - Mechanical	69,000.00	69,000.00	13,929.74	20%	Jun-20
	50 Maintain Access Road	2,000.00	2,000.00	0.00	0%	Jun-20
	55 Clean & Inspect Inlet/Outlet Structures	2,500.00	2,500.00	0.00	0%	Jun-20
	60 Repair Inlet/Outlet Structures	1,200.00	1,200.00	0.00	0%	Jun-20
	65 Clean Storm Sewer Lines	500.00	500.00	0.00	0%	Jun-20
	70 Storm Sewer Repair	0.00	0.00	0.00	#DIV/0!	Jun-20
	75 Clean/Flush Culverts & Bridges	5,000.00	5,000.00	0.00	0%	Jun-20
	80 Miscellaneous Work Activities	75,000.00	75,000.00	13,203.16	18%	Jun-20
	85 Engineering	37,000.00	37,000.00	10,890.00	29%	Jun-20
	90 Homeless Encampment Cleanup	2,000.00	2,000.00	0.00	0%	Jun-20
	TOTALS	\$238,500.00	\$238,500.00	\$39,079.70	16%	

Delays or problem areas:

Work completed during current quarter:

Work to be completed during next quarter:

Consultant/
 Contractor:
 Project
 Manager:

Joni Keane

Phone Number: **702-303-3008**

REGIONAL FLOOD CONTROL DISTRICT
 MAINTENANCE WORK PROGRAM
 QUARTERLY STATUS REPORT FY 2019-2020

MWP Facility #: BC02
 Facility Name: Georgia/Buchanan Watershed

Entity: City of Boulder City
 Date Prepared: _____
 Quarter: 1st

MP Facility ID: GBAP - 0000, 0001, 0002, 0047, 0048, 0049, 0087, 0114, GBBC - 0001, 0005, 0015, 0030, 0031, 0047, 0048, 0062, 0063, 0109, 0110, 0146, 0149, 0150, 0152, 0153, 0155, 0157, 0172, GBCM - 0000, 0001, 0004, 0011, GBGR - 0002, 0036, 0040, 0100, 0111, 0112, 0126, 0130, 0131, 0188, 0203, 0215, 0217

Force Account/Contract	Activity	Approved Work Plan Amount (\$)	Amended Work Plan Amount (\$)	Expended To Date (\$)	Percent Complete	Scheduled Completion Date
	3 Facility Assessment and Inventory	\$ 500.00	500.00	0.00	0%	Jun-20
	5 Inspect Channels	500.00	500.00	0.00	0%	Jun-20
	6 Inspect Levees/Detention and Debris Basins	0.00	0.00	0.00	#DIV/0!	Jun-20
	8 Species Survey and Removal	0.00	0.00	0.00	#DIV/0!	Jun-20
	10 Clean and Reshape Channels/Levees	25,000.00	25,000.00	0.00	0%	Jun-20
	15 Repair Lined Channel	27,500.00	27,500.00	0.00	0%	Jun-20
	20 Erosion Control and Repair	9,000.00	9,000.00	0.00	0%	Jun-20
	21 Provide/Maintain Dust Control	500.00	500.00	0.00	0%	Jun-20
	25 Clean Detention Debris Basins	0.00	0.00	0.00	#DIV/0!	Jun-20
	35 Fence Repair	1,000.00	1,000.00	0.00	0%	Jun-20
	40 Vegetation Control - Chemical	500.00	500.00	0.00	0%	Jun-20
	45 Vegetation Control - Mechanical	10,000.00	10,000.00	816.90	8%	Jun-20
	50 Maintain Access Road	850.00	850.00	0.00	0%	Jun-20
	55 Clean & Inspect Inlet/Outlet Structures	2,000.00	2,000.00	575.18	29%	Jun-20
	60 Repair Inlet/Outlet Structures	1,000.00	1,000.00	0.00	0%	Jun-20
	65 Clean Storm Sewer Lines	1,000.00	1,000.00	0.00	0%	Jun-20
	70 Storm Sewer Repair	1,000.00	1,000.00	0.00	0%	Jun-20
	75 Clean/Flush Culverts & Bridges	2,000.00	2,000.00	0.00	0%	Jun-20
	80 Miscellaneous Work Activities	10,000.00	10,000.00	0.00	0%	Jun-20
	85 Engineering	1,000.00	1,000.00	0.00	0%	Jun-20
	90 Homeless Encampment Cleanup	2,000.00	\$2,000.00	0.00	0%	Jun-20
TOTALS		\$ 95,350.00	\$95,350.00	\$1,392.08	1%	

Delays or problem areas:

Work completed during current quarter:

Work to be completed during next quarter:

Consultant/
 Contractor:
 Project
 Manager: *Jim Keane* Phone Number: 702-303-3008

**REGIONAL FLOOD CONTROL DISTRICT
MAINTENANCE WORK PROGRAM
QUARTERLY STATUS REPORT FY 2019-2020**

MWP Facility #: BC03
Facility Name: North Railroad Watershed

Entity: City of Boulder City
Date Prepared: _____
Quarter: 1st

MP Facility ID: NRBL - 0000, 0091, 0092, 0093, 0094, 0095, 0096, NRIN - 0003, 0004, 0010, 0013, 0017, 0025, 0031, 0032, 0038, 0040, 0044, 0052, 0053, 0054, 0055, 0056, 0057, 0062, 0063, 0064, 0065, 0066, 0067, 0068, 0069, 0070, 0071, 0074, 0075, 0080, 0087, 0107, NRRR 0000, 0049, 0050, 0070, 0089, 0105

Force Account/ Contract	Activity	Approved Work Plan Amount (\$)	Amended Work Plan Amount (\$)	Expended To Date (\$)	Percent Complete	Scheduled Completion Date
	3 Facility Assessment and Inventory	450.00	450.00	0.00	0%	Jun-20
	5 Inspect Channels	500.00	500.00	0.00	0%	Jun-20
	6 Inspect Levees/Detention and Debris Basins	1,000.00	1,000.00	0.00	0%	Jun-20
	8 Species Survey and Removal	0.00	0.00	0.00	#DIV/0!	Jun-20
	10 Clean and Reshape Channels/Levees	3,000.00	3,000.00	0.00	0%	Jun-20
	15 Repair Lined Channel	100.00	100.00	0.00	0%	Jun-20
	20 Erosion Control and Repair	5,000.00	5,000.00	0.00	0%	Jun-20
	21 Provide/Maintain Dust Control	100.00	100.00	0.00	0%	Jun-20
	25 Clean Detention Debris Basins	5,000.00	5,000.00	0.00	0%	Jun-20
	35 Fence Repair	5,000.00	5,000.00	0.00	0%	Jun-20
	40 Vegetation Control - Chemical	1,000.00	1,000.00	0.00	0%	Jun-20
	45 Vegetation Control - Mechanical	1,000.00	1,000.00	0.00	0%	Jun-20
	50 Maintain Access Road	1,000.00	1,000.00	0.00	0%	Jun-20
	55 Clean & Inspect Inlet/Outlet Structures	1,000.00	1,000.00	623.56	62%	Jun-20
	60 Repair Inlet/Outlet Structures	500.00	500.00	0.00	0%	Jun-20
	65 Clean Storm Sewer Lines	1,000.00	1,000.00	0.00	0%	Jun-20
	70 Storm Sewer Repair	\$0.00	0.00	0.00	#DIV/0!	Jun-20
	75 Clean/Flush Culverts & Bridges	1,000.00	1,000.00	0.00	0%	Jun-20
	80 Miscellaneous Work Activities	2,000.00	2,000.00	649.55	32%	Jun-20
	85 Engineering	500.00	500.00	632.50	127%	Jun-20
	90 Homeless Encampment Cleanup	\$2,000.00	2,000.00	0.00	0%	Jun-20
	TOTALS	\$31,150.00	31,150.00	\$1,905.61	6%	

Delays or problem areas:

Work completed during current quarter:

Work to be completed during next quarter:

Consultant/
Contractor:
Project
Manager:

Jim Keane

Phone Number: 702-303-3008

REGIONAL FLOOD CONTROL DISTRICT
 MAINTENANCE WORK PROGRAM
 QUARTERLY STATUS REPORT FY 2019-2020

MWP Facility #: BCM
 Facility Name: West Airport Watershed

Entity: City of Boulder City
 Date Prepared: _____
 Quarter: 1st

MP Facility ID: WAAD - 0000, 0043, 0046, 0063, 0064, 0085, 0086, 0094, WAAP - 0111, 0171, WADD - 0167, WAGN - 0000, 0020, WAGR - 0000, 0034

Force Account/Contract	Activity	Approved Work Plan Amount (\$)	Amended Work Plan Amount (\$)	Expended To Date (\$)	Percent Complete	Scheduled Completion Date
	3 Facility Assessment and Inventory	500.00	500.00	0.00	0%	Jun-20
	5 Inspect Channels	500.00	500.00	0.00	0%	Jun-20
	6 Inspect Levees/Detention and Debris Basins	0.00	0.00	0.00	#DIV/0!	Jun-20
	8 Species Survey and Removal	0.00	0.00	0.00	#DIV/0!	Jun-20
	10 Clean and Reshape Channels/Levees	500.00	500.00	0.00	0%	Jun-20
	15 Repair Lined Channel	20,000.00	20,000.00	0.00	0%	Jun-20
	20 Erosion Control and Repair	2,000.00	2,000.00	0.00	0%	Jun-20
	21 Provide/Maintain Dust Control	500.00	500.00	0.00	0%	Jun-20
	25 Clean Detention Debris Basins	500.00	500.00	0.00	0%	Jun-20
	35 Fence Repair	500.00	500.00	0.00	0%	Jun-20
	40 Vegetation Control - Chemical	2,000.00	2,000.00	0.00	0%	Jun-20
	45 Vegetation Control - Mechanical	3,000.00	3,000.00	989.98	33%	Jun-20
	50 Maintain Access Road	500.00	500.00	0.00	0%	Jun-20
	55 Clean & Inspect Inlet/Outlet Structures	500.00	500.00	0.00	0%	Jun-20
	60 Repair Inlet/Outlet Structures	500.00	500.00	0.00	0%	Jun-20
	65 Clean Storm Sewer Lines	0.00	0.00	0.00	#DIV/0!	Jun-20
	70 Storm Sewer Repair	0.00	0.00	0.00	#DIV/0!	Jun-20
	75 Clean/Flush Culverts & Bridges	500.00	500.00	0.00	0%	Jun-20
	80 Miscellaneous Work Activities	500.00	500.00	0.00	0%	Jun-20
	85 Engineering	500.00	500.00	0.00	0%	Jun-20
	90 Homeless Encampment Cleanup	2,000.00	2,000.00	0.00	0%	Jun-20
TOTALS		\$35,000.00	\$35,000.00	\$989.98	3%	

Delays or problem areas:

Work completed during current quarter:

Work to be completed during next quarter:

Consultant/
 Contractor:
 Project
 Manager: *Jim Keane* Phone Number: 702-303-3008

**REGIONAL FLOOD CONTROL DISTRICT
MAINTENANCE WORK PROGRAM
QUARTERLY STATUS REPORT - FY 2019 - 2020**

MWP Facility #: **CC 01**
 Facility Name: **Flamingo Wash**
 MP Facility ID: **F1FA 0000-0004 F2NB 0000-0048 F301 0000-0007**
 MP Facility ID: **F401 0000-0003 FLBF 0046-0328 FLBN 0001-0033 FLDI 0000-0105**
 MP Facility ID: **FLDN 0000-0160 FLDR 0000-0179 FLDS 0000-0750 FLF1 0000-0304**
 MP Facility ID: **FLF2 0000-0137 FLF3 0000-0198, FLF4 0000-0355 FLFA 0000-0037 FLCM 0000**
 MP Facility ID: **FLFL 0000-0147 FLHA 0000 FLJO 0000-0076 FLOQ 0000-0050 FLRB 0000-0062**
 MP Facility ID: **FLRO 0000 FLSE 0000-0128 FLSM 0000-0180 FLSP 0000 FLTR 0000-0347**
 MP Facility ID: **FLWA 0001-1443 RRWB 0000 RRFA 0000-0143 RRFC 0000 RRHU 0000-0129**
 MP Facility ID: **RRNA 0000-0097 RRNN 0000-0022 RRNS 0000-0010 RRR4 0000-0160**

Entity: **CLARK COUNTY**
 Date Prepared: **10/31/2019**
 Quarter: **1st Quarter**

Force Account/ Contract	Activity	Approved Work Plan Amount (\$)	Amended Work Plan Amount (\$)	Expended To Date (\$)	Percent Complete	Scheduled Completion Date
	3 Facility Assessment and Inventory	\$5,000.00	\$5,000.00			
	5 Inspect Channels	\$20,000.00	\$20,000.00	\$2,701.38		
	6 Inspect Levees, Deter/Debris Basins	\$30,000.00	\$30,000.00	\$1,596.32		
	8 Species Survey and Removal	\$0.00	\$0.00			
	10 Clean and Reshape Channels/Levees	\$100,000.00	\$100,000.00	\$24,635.92		
	15 Repair Lined Channel	\$20,000.00	\$20,000.00			
	20 Erosion Control and Repair	\$5,000.00	\$5,000.00			
	21 Provide/Maintain Dust Control	\$5,000.00	\$5,000.00			
	25 Clean Detention/Debris Basins	\$100,000.00	\$100,000.00	\$65,777.71		
	35 Fence Repair	\$20,000.00	\$20,000.00	\$5,645.50		
	40 Vegetation Control - Chemical	\$20,000.00	\$20,000.00			
	45 Vegetation Control - Mechanical	\$48,500.00	\$48,500.00			
	50 Maintain Access Road	\$5,000.00	\$5,000.00	\$1,345.63		
	55 Clean & Inspect Inlet/Outlet Structures	\$5,000.00	\$5,000.00			
	60 Repair Inlet/Outlet Structures	\$2,500.00	\$2,500.00			
	65 Clean Storm Sewer Lines	\$5,000.00	\$5,000.00			
	70 Storm Sewer Line Repair	\$5,000.00	\$5,000.00			
	75 Clean/Flush Culverts & Bridges	\$4,000.00	\$4,000.00			
	80 Miscellaneous Work Activities	\$100,000.00	\$100,000.00	\$8,301.53		
	85 Engineering	\$0.00	\$0.00			
	90 Homeless Cleanup	\$100,000.00	\$100,000.00	\$54,713.79		
	TOTALS	\$600,000.00	\$600,000.00	\$164,717.78	27%	

Delays or problem areas:

Work completed during current quarter:

Work to be completed during next quarter:
 Clean, Inspect & Repairs to 3 Detention/Debris Basins. General cleaning of channels
 Channel maintenance contract adjacent to beltway. Contract for the removal of silt from Red Rock Detention Basin.

Consultant/ Contractor: _____
 Project Manager: Dwayne Ako Phone Number: 702-455-7540

**REGIONAL FLOOD CONTROL DISTRICT
MAINTENANCE WORK PROGRAM
QUARTERLY STATUS REPORT - FY 2019 - 2020**

MWP Facility #: CC 02
 Facility Name: Las Vegas Wash
 MP Facility ID: LVMD 0675-0169, 1355
 MP Facility ID: COLM 0000
 MP Facility ID: NLWY 0000-0030
 MP Facility ID: LV01 0000-0116
 MP Facility ID: LVCO 0000-0109
 MP Facility ID: _____

Entity: CLARK COUNTY
 Date Prepared: 10/31/2019
 Quarter: 1st Quarter

Force Account/ Contract	Activity	Approved Work Plan Amount (\$)	Amended Work Plan Amount (\$)	Expended To Date (\$)	Percent Complete	Scheduled Completion Date
	3 Facility Assessment and Inventory	\$3,500.00	\$3,500.00			
	5 Inspect Channels	\$5,000.00	\$5,000.00	\$409.30		
	6 Inspect Levees, Deten/Debris Basins	\$0.00	\$0.00			
	8 Species Survey and Removal	\$0.00	\$0.00			
	10 Clean and Reshape Channels/Levees	\$137,000.00	\$137,000.00			
	15 Repair Lined Channel	\$2,500.00	\$2,500.00			
	20 Erosion Control and Repair	\$45,000.00	\$45,000.00			
	21 Provide/Maintain Dust Control	\$0.00	\$0.00			
	25 Clean Detention/Debris Basins	\$0.00	\$0.00			
	35 Fence Repair	\$2,000.00	\$2,000.00	\$213.24		
	40 Vegetation Control - Chemical	\$10,000.00	\$10,000.00			
	45 Vegetation Control - Mechanical	\$25,000.00	\$25,000.00			
	50 Maintain Access Road	\$0.00	\$0.00			
	55 Clean & Inspect Inlet/Outlet Structures	\$0.00	\$0.00			
	60 Repair Inlet/Outlet Structures	\$0.00	\$0.00			
	65 Clean Storm Sewer Lines	\$0.00	\$0.00			
	70 Storm Sewer Line Repair	\$0.00	\$0.00			
	75 Clean/Flush Culverts & Bridges	\$0.00	\$0.00			
	80 Miscellaneous Work Activities	\$50,000.00	\$50,000.00	\$607.31		
	85 Engineering	\$0.00	\$0.00			
	90 Homeless Cleanup	\$20,000.00	\$20,000.00	\$1,425.53		
	TOTALS	\$300,000.00	\$300,000.00	\$2,655.38	1%	

Delays or problem areas:

Work completed during current quarter:

Work to be completed during next quarter:
 Misc. maintenance of channels. Vegetation control south of Vegas Valley.
 Maintenance work done by SNWA for weirs along the Las Vegas Wash Wetland area.

Consultant/
 Contractor: _____
 Project
 Manager: Dwayne Ako Phone Number: 702-455-7540

**REGIONAL FLOOD CONTROL DISTRICT
MAINTENANCE WORK PROGRAM
QUARTERLY STATUS REPORT - FY 2019 - 2020**

MWP Facility #: **CC 03**
 Facility Name: **Duck Creek**
 MP Facility ID: **BDW5 0000-0025 DC95 0000-0038 DCBD 000-0081, 0176-0273**
 MP Facility ID: **DCCA 0000-0078 DCCD 0000 DCGL 0000-0086, 0106, 0112, 0138-0179**
 MP Facility ID: **DCHV 0000-0012 DCI1 0000-0031, DCLB 0000 DCPA 0000-0106**
 MP Facility ID: **DCPI 0000-0032 DCRB 0015 DCSH 0000-0017 DCW1 0000-0132**
 MP Facility ID: **DCW4 0364-0557, 0665-0786, 0940-0971, DCW5 0000-0059**
 MP Facility ID: **DCWA 0000-0597, 0702-1657 DCWB 0000-0086 DCWF 0000-0061**

Entity: **CLARK COUNTY**
 Date Prepared: **10/31/2019**
 Quarter: **1st Quarter**

Force Account/ Contract	Activity	Approved Work Plan Amount (\$)	Amended Work Plan Amount (\$)	Expended To Date (\$)	Percent Complete	Scheduled Completion Date
	3 Facility Assessment and Inventory	\$5,000.00	\$5,000.00			
	5 Inspect Channels	\$5,000.00	\$5,000.00	\$1,473.45		
	6 Inspect Levees, Deten/Debris Basins	\$20,000.00	\$20,000.00	\$1,350.68		
	8 Species Survey and Removal	\$0.00	\$0.00			
	10 Clean and Reshape Channels/Levees	\$120,000.00	\$120,000.00			
	15 Repair Lined Channel	\$5,000.00	\$5,000.00			
	20 Erosion Control and Repair	\$15,000.00	\$15,000.00			
	21 Provide/Maintain Dust Control	\$25,000.00	\$25,000.00			
	25 Clean Detention/Debris Basins	\$15,000.00	\$15,000.00			
	35 Fence Repair	\$8,000.00	\$8,000.00	\$1,652.04		
	40 Vegetation Control - Chemical	\$10,000.00	\$10,000.00			
	45 Vegetation Control - Mechanical	\$55,000.00	\$55,000.00			
	50 Maintain Access Road	\$5,000.00	\$5,000.00			
	55 Clean & Inspect Inlet/Outlet Structures	\$0.00	\$0.00			
	60 Repair Inlet/Outlet Structures	\$0.00	\$0.00			
	65 Clean Storm Sewer Lines	\$2,500.00	\$2,500.00			
	70 Storm Sewer Line Repair	\$0.00	\$0.00			
	75 Clean/Flush Culverts & Bridges	\$0.00	\$0.00			
	80 Miscellaneous Work Activities	\$50,000.00	\$50,000.00	\$9,664.28		
	85 Engineering	\$0.00	\$0.00			
	90 Homeless Cleanup	\$115,000.00	\$115,000.00	\$9,816.59		
	TOTALS	\$455,500.00	\$455,500.00	\$23,957.04	5%	

Delays or problem areas:

Work completed during current quarter:

Work to be completed during next quarter:
 Misc. maintenance and cleaning of channels

Consultant/
 Contractor: _____
 Project
 Manager: Dwayne Ako Phone Number: 702-455-7540

**REGIONAL FLOOD CONTROL DISTRICT
MAINTENANCE WORK PROGRAM
QUARTERLY STATUS REPORT - FY 2019 - 2020**

MWP Facility #: **CC 05**
 Facility Name: **Las Vegas Range Wash**
 MP Facility ID: **RWSL 0000-0728, RWWE 0016-0055**
 MP Facility ID: **SLBN 0000 FLCH 0000**
 MP Facility ID: **SLEB 0000-0098 SLER 0000-0086**
 MP Facility ID: **SLLM 0000 SLNL 0095**
 MP Facility ID: **SLOR 0000-0148 SLST 0000-0095**
 MP Facility ID: **SLWA 0000-0091**
 MP Facility ID: _____

Entity: **CLARK COUNTY**
 Date Prepared: **10/31/2019**
 Quarter: **1st Quarter**

Force Account/ Contract	Activity	Approved Work Plan Amount (\$)	Amended Work Plan Amount (\$)	Expended To Date (\$)	Percent Complete	Scheduled Completion Date
	3 Facility Assessment and Inventory	\$2,000.00	\$2,000.00			
	5 Inspect Channels	\$5,000.00	\$5,000.00	\$818.60		
	6 Inspect Levees, Deten/Debris Basins	\$8,000.00	\$8,000.00	\$409.30		
	8 Species Survey and Removal	\$0.00	\$0.00			
	10 Clean and Reshape Channels/Levees	\$40,000.00	\$40,000.00	\$11,288.53		
	15 Repair Lined Channel	\$173,500.00	\$173,500.00			
	20 Erosion Control and Repair	\$0.00	\$0.00			
	21 Provide/Maintain Dust Control	\$25,000.00	\$25,000.00			
	25 Clean Detention/Debris Basins	\$10,000.00	\$10,000.00			
	35 Fence Repair	\$10,000.00	\$10,000.00	\$360.29		
	40 Vegetation Control - Chemical	\$9,000.00	\$9,000.00	\$45.30		
	45 Vegetation Control - Mechanical	\$5,000.00	\$5,000.00			
	50 Maintain Access Road	\$2,500.00	\$2,500.00			
	55 Clean & Inspect Inlet/Outlet Structures	\$0.00	\$0.00			
	60 Repair Inlet/Outlet Structures	\$0.00	\$0.00			
	65 Clean Storm Sewer Lines	\$0.00	\$0.00			
	70 Storm Sewer Line Repair	\$0.00	\$0.00			
	75 Clean/Flush Culverts & Bridges	\$0.00	\$0.00			
	80 Miscellaneous Work Activities	\$85,000.00	\$85,000.00	\$2,544.11		
	85 Engineering	\$0.00	\$0.00			
	90 Homeless Cleanup	\$25,000.00	\$25,000.00	\$10,335.39		
	TOTALS	\$400,000.00	\$400,000.00	\$25,801.52	6%	

Delays or problem areas:

Work completed during current quarter:

Work to be completed during next quarter:
 Clean, Inspect & Repairs to 1 Detention Basin.
 Misc. maintenance and cleaning of channels.

Consultant/
 Contractor: _____
 Project
 Manager: **Dwayne Ako** Phone Number: **702-455-7540**

**REGIONAL FLOOD CONTROL DISTRICT
MAINTENANCE WORK PROGRAM
QUARTERLY STATUS REPORT - FY 2019 - 2020**

MWP Facility #: CC 06
 Facility Name: Tropicana Wash
 MP Facility ID: TRWA 0000-0454 BDBF 0000-0006 BDFW 0000
 MP Facility ID: BDMO 0000-0010 BDRB 0000-0118
 MP Facility ID: BDRR 0000 BDWS 0000-0007
 MP Facility ID: NBSC 0000 RBMO 0000-0045
 MP Facility ID: TRBD 0000-0930 TRNB 0000-0113
 MP Facility ID: BDMD 0121 BDJO 0000-0061

Entity: CLARK COUNTY
 Date Prepared: 10/31/2019
 Quarter: 1st Quarter

Force Account/ Contract	Activity	Approved Work Plan Amount (\$)	Amended Work Plan Amount (\$)	Expended To Date (\$)	Percent Complete	Scheduled Completion Date
	3 Facility Assessment and Inventory	\$2,000.00	\$2,000.00			
	5 Inspect Channels	\$3,000.00	\$3,000.00	\$654.90		
	6 Inspect Levees, Deten/Debris Basins	\$15,000.00	\$15,000.00	\$736.76		
	8 Species Survey and Removal	\$0.00	\$0.00			
	10 Clean and Reshape Channels/Levees	\$15,000.00	\$15,000.00			
	15 Repair Lined Channel	\$10,000.00	\$10,000.00			
	20 Erosion Control and Repair	\$5,000.00	\$5,000.00			
	21 Provide/Maintain Dust Control	\$5,000.00	\$5,000.00			
	25 Clean Detention/Debris Basins	\$40,000.00	\$40,000.00	\$3,937.40		
	35 Fence Repair	\$10,000.00	\$10,000.00	\$443.02		
	40 Vegetation Control - Chemical	\$5,000.00	\$5,000.00			
	45 Vegetation Control - Mechanical	\$5,000.00	\$5,000.00			
	50 Maintain Access Road	\$5,000.00	\$5,000.00			
	55 Clean & Inspect Inlet/Outlet Structures	\$0.00	\$0.00			
	60 Repair Inlet/Outlet Structures	\$0.00	\$0.00			
	65 Clean Storm Sewer Lines	\$5,000.00	\$5,000.00			
	70 Storm Sewer Line Repair	\$0.00	\$0.00			
	75 Clean/Flush Culverts & Bridges	\$0.00	\$0.00			
	80 Miscellaneous Work Activities	\$50,000.00	\$50,000.00	\$152.97		
	85 Engineering	\$0.00	\$0.00			
	90 Homeless Cleanup	\$25,000.00	\$25,000.00			
	TOTALS	\$200,000.00	\$200,000.00	\$5,925.05	3%	

Delays or problem areas:

Work completed during current quarter:

Work to be completed during next quarter:
 Misc. work contract maintenance adjacent to beltway.
 Channel Inspection, vegetation control and other work as assigned.

Consultant/
 Contractor: _____
 Project
 Manager: Dwayne Ako Phone Number: 702-455-7540

**REGIONAL FLOOD CONTROL DISTRICT
MAINTENANCE WORK PROGRAM
QUARTERLY STATUS REPORT - FY 2019 - 2020**

MWP Facility #: CC 07
 Facility Name: Airport Channel
 MP Facility ID: TRMC 0000-0060, 0195-0290
 MP Facility ID: WGTR 0058-0180
 MP Facility ID: _____
 MP Facility ID: _____
 MP Facility ID: _____
 MP Facility ID: _____

Entity: CLARK COUNTY
 Date Prepared: 10/31/2019
 Quarter: 1st Quarter

Force Account/ Contract	Activity	Approved Work Plan Amount (\$)	Amended Work Plan Amount (\$)	Expended To Date (\$)	Percent Complete	Scheduled Completion Date
	3 Facility Assessment and Inventory	\$0.00	\$0.00			
	5 Inspect Channels	\$1,500.00	\$1,500.00	\$163.72		
	6 Inspect Levees, Deter/Debris Basins	\$0.00	\$0.00			
	8 Species Survey and Removal	\$0.00	\$0.00			
	10 Clean and Reshape Channels/Levees	\$2,000.00	\$2,000.00			
	15 Repair Lined Channel	\$0.00	\$0.00			
	20 Erosion Control and Repair	\$0.00	\$0.00			
	21 Provide/Maintain Dust Control	\$0.00	\$0.00			
	25 Clean Detention/Debris Basins	\$0.00	\$0.00			
	35 Fence Repair	\$3,000.00	\$3,000.00	\$440.41		
	40 Vegetation Control - Chemical	\$1,000.00	\$1,000.00			
	45 Vegetation Control - Mechanical	\$500.00	\$500.00			
	50 Maintain Access Road	\$0.00	\$0.00			
	55 Clean & Inspect Inlet/Outlet Structures	\$2,000.00	\$2,000.00			
	60 Repair Inlet/Outlet Structures	\$0.00	\$0.00			
	65 Clean Storm Sewer Lines	\$0.00	\$0.00			
	70 Storm Sewer Line Repair	\$0.00	\$0.00			
	75 Clean/Flush Culverts & Bridges	\$0.00	\$0.00			
	80 Miscellaneous Work Activities	\$5,000.00	\$5,000.00			
	85 Engineering	\$0.00	\$0.00			
	90 Homeless Cleanup	\$20,000.00	\$20,000.00			
	TOTALS	\$35,000.00	\$35,000.00	\$604.13	2%	

Delays or problem areas:

Work completed during current quarter:

Work to be completed during next quarter:
 Channel inspection and debris removal; vegetation control and other work as assigned.

Consultant/
 Contractor: _____
 Project
 Manager: Dwayne Ako Phone Number: 702-455-7540

**REGIONAL FLOOD CONTROL DISTRICT
MAINTENANCE WORK PROGRAM
QUARTERLY STATUS REPORT - FY 2019 - 2020**

MWP Facility #: **CC 08**
 Facility Name: **Monson Channel**
 MP Facility ID: **LV02 0000-0303**
 MP Facility ID: **NLFL 0000-0144**
 MP Facility ID: **VBTW 0000**
 MP Facility ID: _____
 MP Facility ID: _____
 MP Facility ID: _____

Entity: **CLARK COUNTY**
 Date Prepared: **10/31/2019**
 Quarter: **1st Quarter**

Force Account/ Contract	Activity	Approved Work Plan Amount (\$)	Amended Work Plan Amount (\$)	Expended To Date (\$)	Percent Complete	Scheduled Completion Date
	3 Facility Assessment and Inventory	\$1,200.00	\$1,200.00			
	5 Inspect Channels	\$1,500.00	\$1,500.00	\$163.74		
	6 Inspect Levees, Deten/Debris Basins	\$0.00	\$0.00			
	8 Species Survey and Removal	\$0.00	\$0.00			
	10 Clean and Reshape Channels/Levees	\$7,500.00	\$7,500.00			
	15 Repair Lined Channel	\$1,500,000.00	\$1,500,000.00			
	20 Erosion Control and Repair	\$0.00	\$0.00			
	21 Provide/Maintain Dust Control	\$0.00	\$0.00			
	25 Clean Detention/Debris Basins	\$0.00	\$0.00			
	35 Fence Repair	\$1,500.00	\$1,500.00			
	40 Vegetation Control - Chemical	\$3,000.00	\$3,000.00			
	45 Vegetation Control - Mechanical	\$15,000.00	\$15,000.00			
	50 Maintain Access Road	\$0.00	\$0.00			
	55 Clean & Inspect Inlet/Outlet Structures	\$0.00	\$0.00			
	60 Repair Inlet/Outlet Structures	\$0.00	\$0.00			
	65 Clean Storm Sewer Lines	\$0.00	\$0.00			
	70 Storm Sewer Line Repair	\$0.00	\$0.00			
	75 Clean/Flush Culverts & Bridges	\$0.00	\$0.00			
	80 Miscellaneous Work Activities	\$10,000.00	\$10,000.00			
	85 Engineering	\$300,000.00	\$300,000.00			
	90 Homeless Cleanup	\$15,000.00	\$15,000.00	\$802.27		
	TOTALS	\$1,854,700.00	\$1,854,700.00	\$966.01	0%	

Delays or problem areas:

Work completed during current quarter:

Work to be completed during next quarter:
 Channel Inspection, vegetation control and other work as assigned.

Consultant/
 Contractor: _____
 Project
 Manager: **Dwayne Ako** Phone Number: **702-455-7540**

**REGIONAL FLOOD CONTROL DISTRICT
MAINTENANCE WORK PROGRAM
QUARTERLY STATUS REPORT - FY 2019 - 2020**

MWP Facility #: **CC 09**
 Facility Name: **Rawhide Channel**
 MP Facility ID: **DCRH 0000-0305**
 MP Facility ID: **MCE2 0000**
 MP Facility ID: _____
 MP Facility ID: _____
 MP Facility ID: _____
 MP Facility ID: _____

Entity: **CLARK COUNTY**
 Date Prepared: **10/31/2019**
 Quarter: **1st Quarter**

Force Account/ Contract	Activity	Approved Work Plan Amount (\$)	Amended Work Plan Amount (\$)	Expended To Date (\$)	Percent Complete	Scheduled Completion Date
	3 Facility Assessment and Inventory	\$1,000.00	\$1,000.00			
	5 Inspect Channels	\$2,500.00	\$2,500.00	\$204.66		
	6 Inspect Levees, Deten/Debris Basins	\$0.00	\$0.00			
	8 Species Survey and Removal	\$0.00	\$0.00			
	10 Clean and Reshape Channels/Levees	\$1,500.00	\$1,500.00			
	15 Repair Lined Channel	\$5,000.00	\$5,000.00			
	20 Erosion Control and Repair	\$0.00	\$0.00			
	21 Provide/Maintain Dust Control	\$0.00	\$0.00			
	25 Clean Detention/Debris Basins	\$0.00	\$0.00			
	35 Fence Repair	\$5,000.00	\$5,000.00			
	40 Vegetation Control - Chemical	\$2,000.00	\$2,000.00			
	45 Vegetation Control - Mechanical	\$2,000.00	\$2,000.00			
	50 Maintain Access Road	\$0.00	\$0.00			
	55 Clean & Inspect Inlet/Outlet Structures	\$0.00	\$0.00			
	60 Repair Inlet/Outlet Structures	\$0.00	\$0.00			
	65 Clean Storm Sewer Lines	\$1,000.00	\$1,000.00			
	70 Storm Sewer Line Repair	\$0.00	\$0.00			
	75 Clean/Flush Culverts & Bridges	\$0.00	\$0.00			
	80 Miscellaneous Work Activities	\$15,000.00	\$15,000.00	\$698.30		
	85 Engineering	\$0.00	\$0.00			
	90 Homeless Cleanup	\$5,000.00	\$5,000.00			
	TOTALS	\$40,000.00	\$40,000.00	\$902.96	2%	

Delays or problem areas:

Work completed during current quarter:

Work to be completed during next quarter:
 Channel Inspection, vegetation control and other work as assigned.

Consultant/
 Contractor: _____
 Project
 Manager: **Dwayne Ako** Phone Number: **702-455-7540**

**REGIONAL FLOOD CONTROL DISTRICT
MAINTENANCE WORK PROGRAM
QUARTERLY STATUS REPORT - FY 2019 - 2020**

MWP Facility #: CC 10
 Facility Name: Van Buskirk Channel
 MP Facility ID: VBCH 0000-0138
 MP Facility ID: VBMC 0000-0249
 MP Facility ID: VBTM 0000-0174
 MP Facility ID: VBVR 0000-0050
 MP Facility ID: _____
 MP Facility ID: _____

Entity: CLARK COUNTY
 Date Prepared: 10/31/2019
 Quarter: 1st Quarter

Force Account/ Contract	Activity	Approved Work Plan Amount (\$)	Amended Work Plan Amount (\$)	Expended To Date (\$)	Percent Complete	Scheduled Completion Date
	3 Facility Assessment and Inventory	\$2,000.00	\$2,000.00			
	5 Inspect Channels	\$2,000.00	\$2,000.00	\$122.80		
	6 Inspect Levees, Deten/Debris Basins	\$2,000.00	\$2,000.00	\$204.66		
	8 Species Survey and Removal	\$0.00	\$0.00			
	10 Clean and Reshape Channels/Levees	\$0.00	\$0.00			
	15 Repair Lined Channel	\$0.00	\$0.00			
	20 Erosion Control and Repair	\$0.00	\$0.00			
	21 Provide/Maintain Dust Control	\$0.00	\$0.00			
	25 Clean Detention/Debris Basins	\$2,000.00	\$2,000.00			
	35 Fence Repair	\$3,000.00	\$3,000.00			
	40 Vegetation Control - Chemical	\$1,000.00	\$1,000.00			
	45 Vegetation Control - Mechanical	\$0.00	\$0.00			
	50 Maintain Access Road	\$0.00	\$0.00			
	55 Clean & Inspect Inlet/Outlet Structures	\$0.00	\$0.00			
	60 Repair Inlet/Outlet Structures	\$0.00	\$0.00			
	65 Clean Storm Sewer Lines	\$0.00	\$0.00			
	70 Storm Sewer Line Repair	\$0.00	\$0.00			
	75 Clean/Flush Culverts & Bridges	\$0.00	\$0.00			
	80 Miscellaneous Work Activities	\$10,000.00	\$10,000.00	\$507.70		
	85 Engineering	\$0.00	\$0.00			
	90 Homeless Cleanup	\$15,000.00	\$15,000.00	\$10,002.16		
	TOTALS	\$37,000.00	\$37,000.00	\$10,837.32	29%	

Delays or problem areas:

Work completed during current quarter:

Work to be completed during next quarter:
 Channel Inspection, vegetation control and other work as assigned.

Consultant/
 Contractor: _____
 Project
 Manager: Dwayne Ako Phone Number: 702-455-7540

**REGIONAL FLOOD CONTROL DISTRICT
MAINTENANCE WORK PROGRAM
QUARTERLY STATUS REPORT - FY 2019 - 2020**

MWP Facility #: **CC 11**
 Facility Name: **Flamingo Wash North Fork**
 MP Facility ID: **FLDY 0000-0013**
 MP Facility ID: **FLLA 0000-0379**
 MP Facility ID: **FLMN 0000-0075**
 MP Facility ID: **FLMS 0000**
 MP Facility ID: _____
 MP Facility ID: _____

Entity: **CLARK COUNTY**
 Date Prepared: **10/31/2019**
 Quarter: **1st Quarter**

Force Account/ Contract	Activity	Approved Work Plan Amount (\$)	Amended Work Plan Amount (\$)	Expended To Date (\$)	Percent Complete	Scheduled Completion Date
	3 Facility Assessment and Inventory	\$0.00	\$0.00			
	5 Inspect Channels	\$1,000.00	\$1,000.00	\$163.74		
	6 Inspect Levees, Deten/Debris Basins	\$1,000.00	\$1,000.00	\$245.60		
	8 Species Survey and Removal	\$0.00	\$0.00			
	10 Clean and Reshape Channels/Levees	\$0.00	\$0.00			
	15 Repair Lined Channel	\$0.00	\$0.00			
	20 Erosion Control and Repair	\$0.00	\$0.00			
	21 Provide/Maintain Dust Control	\$0.00	\$0.00			
	25 Clean Detention/Debris Basins	\$5,000.00	\$5,000.00			
	35 Fence Repair	\$1,500.00	\$1,500.00			
	40 Vegetation Control - Chemical	\$1,500.00	\$1,500.00	\$135.89		
	45 Vegetation Control - Mechanical	\$0.00	\$0.00			
	50 Maintain Access Road	\$0.00	\$0.00			
	55 Clean & Inspect Inlet/Outlet Structures	\$0.00	\$0.00			
	60 Repair Inlet/Outlet Structures	\$0.00	\$0.00			
	65 Clean Storm Sewer Lines	\$0.00	\$0.00			
	70 Storm Sewer Line Repair	\$0.00	\$0.00			
	75 Clean/Flush Culverts & Bridges	\$0.00	\$0.00			
	80 Miscellaneous Work Activities	\$5,000.00	\$5,000.00			
	85 Engineering	\$0.00	\$0.00			
	90 Homeless Cleanup	\$5,000.00	\$5,000.00			
	TOTALS	\$20,000.00	\$20,000.00	\$545.23	3%	

Delays or problem areas:

Work completed during current quarter:

Work to be completed during next quarter:
 Channel inspection, vegetation control and other work as assigned.

Consultant/
 Contractor: _____
 Project
 Manager: Dwayne Ako Phone Number: 702-455-7540

**REGIONAL FLOOD CONTROL DISTRICT
MAINTENANCE WORK PROGRAM
QUARTERLY STATUS REPORT - FY 2019 - 2020**

MWP Facility #: CC 14
 Facility Name: Laughlin Washes
 MP Facility ID: LUBC 0000-0010, 0324
 MP Facility ID: LUED 0000-0008
 MP Facility ID: LUHS 0000-0242, 0250
 MP Facility ID: LUMA 0023-0060
 MP Facility ID: LUUW 0000-0150
 MP Facility ID: _____

Entity: CLARK COUNTY
 Date Prepared: 10/31/2019
 Quarter: 1st Quarter

Force Account/ Contract	Activity	Approved Work Plan Amount (\$)	Amended Work Plan Amount (\$)	Expended To Date (\$)	Percent Complete	Scheduled Completion Date
	3 Facility Assessment and Inventory	\$1,000.00	\$1,000.00			
	5 Inspect Channels	\$1,500.00	\$1,500.00	\$81.86		
	6 Inspect Levees, Deten/Debris Basins	\$7,000.00	\$7,000.00	\$245.58		
	8 Species Survey and Removal	\$0.00	\$0.00			
	10 Clean and Reshape Channels/Levees	\$6,000.00	\$6,000.00			
	15 Repair Lined Channel	\$1,000.00	\$1,000.00			
	20 Erosion Control and Repair	\$0.00	\$0.00			
	21 Provide/Maintain Dust Control	\$0.00	\$0.00			
	25 Clean Detention/Debris Basins	\$10,000.00	\$10,000.00			
	35 Fence Repair	\$2,000.00	\$2,000.00			
	40 Vegetation Control - Chemical	\$1,500.00	\$1,500.00			
	45 Vegetation Control - Mechanical	\$1,500.00	\$1,500.00			
	50 Maintain Access Road	\$0.00	\$0.00			
	55 Clean & Inspect Inlet/Outlet Structures	\$0.00	\$0.00			
	60 Repair Inlet/Outlet Structures	\$5,000.00	\$5,000.00			
	65 Clean Storm Sewer Lines	\$0.00	\$0.00			
	70 Storm Sewer Line Repair	\$0.00	\$0.00			
	75 Clean/Flush Culverts & Bridges	\$0.00	\$0.00			
	80 Miscellaneous Work Activities	\$2,000.00	\$2,000.00			
	85 Engineering	\$0.00	\$0.00			
	90 Homeless Cleanup	\$1,000.00	\$1,000.00			
	TOTALS	\$39,500.00	\$39,500.00	\$327.44	1%	

Delays or problem areas:

Work completed during current quarter:

Work to be completed during next quarter:
 Sediment removal from basin area upstream of LUED0008.
 Channel Inspection, vegetation control and other work as assigned.

Consultant/
 Contractor: _____
 Project
 Manager: Dwayne Ako Phone Number: 702-455-7540

**REGIONAL FLOOD CONTROL DISTRICT
MAINTENANCE WORK PROGRAM
QUARTERLY STATUS REPORT - FY 2019 - 2020**

MWP Facility #: CC 15
 Facility Name: Moapa Valley
 MP Facility ID: LWAW 0000
 MP Facility ID: GASD 0000-0058
 MP Facility ID: MRLV 0343-0537, 0725
 MP Facility ID: MRL 0001-0038
 MP Facility ID: _____
 MP Facility ID: _____

Entity: CLARK COUNTY
 Date Prepared: 10/31/2019
 Quarter: 1st Quarter

Force Account/ Contract	Activity	Approved Work Plan Amount (\$)	Amended Work Plan Amount (\$)	Expended To Date (\$)	Percent Complete	Scheduled Completion Date
	3 Facility Assessment and Inventory	\$0.00	\$0.00	\$0.00		
	5 Inspect Channels	\$2,500.00	\$2,500.00	\$0.00		
	6 Inspect Levees, Deten/Debris Basins	\$0.00	\$0.00	\$0.00		
	8 Species Survey and Removal	\$0.00	\$0.00	\$0.00		
	10 Clean and Reshape Channels/Levees	\$30,000.00	\$30,000.00	\$0.00		
	15 Repair Lined Channel	\$2,000.00	\$2,000.00	\$0.00		
	20 Erosion Control and Repair	\$39,500.00	\$39,500.00	\$0.00		
	21 Provide/Maintain Dust Control	\$0.00	\$0.00	\$0.00		
	25 Clean Detention/Debris Basins	\$2,000.00	\$2,000.00	\$0.00		
	35 Fence Repair	\$0.00	\$0.00	\$0.00		
	40 Vegetation Control - Chemical	\$2,000.00	\$2,000.00	\$0.00		
	45 Vegetation Control - Mechanical	\$1,000.00	\$1,000.00	\$0.00		
	50 Maintain Access Road	\$0.00	\$0.00	\$0.00		
	55 Clean & Inspect Inlet/Outlet Structures	\$0.00	\$0.00	\$0.00		
	60 Repair Inlet/Outlet Structures	\$0.00	\$0.00	\$0.00		
	65 Clean Storm Sewer Lines	\$0.00	\$0.00	\$0.00		
	70 Storm Sewer Line Repair	\$0.00	\$0.00	\$0.00		
	75 Clean/Flush Culverts & Bridges	\$0.00	\$0.00	\$0.00		
	80 Miscellaneous Work Activities	\$10,000.00	\$10,000.00	\$0.00		
	85 Engineering	\$0.00	\$0.00	\$0.00		
	90 Homeless Cleanup	\$1,000.00	\$1,000.00	\$0.00		
	TOTALS	\$90,000.00	\$90,000.00	\$0.00	0%	

Delays or problem areas:

Work completed during current quarter:

Work to be completed during next quarter:
 Channel inspection, vegetation control and other work as assigned.

Consultant/
 Contractor: _____
 Project
 Manager: Dwayne Ako Phone Number: 702-455-7540

**REGIONAL FLOOD CONTROL DISTRICT
MAINTENANCE WORK PROGRAM
QUARTERLY STATUS REPORT - FY 2019 - 2020**

MWP Facility #: **CC 16**
 Facility Name: **Blue Diamond Wash**
 MP Facility ID: **BD02 0000-0109 BD03 0000-0081**
 MP Facility ID: **BDBE 0000-0134 BDW1 0000-0077**
 MP Facility ID: **BDW2 0023 BDW3 0000**
 MP Facility ID: **BDW4 0160-0174**
 MP Facility ID: **BDWA 0000-0212, 0284-0633**
 MP Facility ID: _____

Entity: **CLARK COUNTY**
 Date Prepared: **10/31/2019**
 Quarter: **1st Quarter**

Force Account/ Contract	Activity	Approved Work Plan Amount (\$)	Amended Work Plan Amount (\$)	Expended To Date (\$)	Percent Complete	Scheduled Completion Date
	3 Facility Assessment and Inventory	\$0.00	\$0.00			
	5 Inspect Channels	\$3,500.00	\$3,500.00	\$245.58		
	6 Inspect Levees, Deter/Debris Basins	\$2,000.00	\$2,000.00	\$368.38		
	8 Species Survey and Removal	\$0.00	\$0.00			
	10 Clean and Reshape Channels/Levees	\$5,000.00	\$5,000.00			
	15 Repair Lined Channel	\$5,000.00	\$5,000.00			
	20 Erosion Control and Repair	\$5,000.00	\$5,000.00			
	21 Provide/Maintain Dust Control	\$0.00	\$0.00			
	25 Clean Detention/Debris Basins	\$19,500.00	\$19,500.00	\$13,843.09		
	35 Fence Repair	\$2,000.00	\$2,000.00	\$440.41		
	40 Vegetation Control - Chemical	\$2,000.00	\$2,000.00			
	45 Vegetation Control - Mechanical	\$5,000.00	\$5,000.00			
	50 Maintain Access Road	\$0.00	\$0.00			
	55 Clean & Inspect Inlet/Outlet Structures	\$1,000.00	\$1,000.00			
	60 Repair Inlet/Outlet Structures	\$0.00	\$0.00			
	65 Clean Storm Sewer Lines	\$0.00	\$0.00			
	70 Storm Sewer Line Repair	\$0.00	\$0.00			
	75 Clean/Flush Culverts & Bridges	\$0.00	\$0.00			
	80 Miscellaneous Work Activities	\$10,000.00	\$10,000.00	\$1,931.66		
	85 Engineering	\$0.00	\$0.00			
	90 Homeless Cleanup	\$40,000.00	\$40,000.00	\$7,238.92		
	TOTALS	\$100,000.00	\$100,000.00	\$24,068.04	24%	

Delays or problem areas:

Work completed during current quarter:

Work to be completed during next quarter:
 Channel maintenance contract adjacent to beltway.
 Channel Inspection, vegetation control and other work as assigned.

Consultant/
 Contractor: _____
 Project
 Manager: **Dwayne Ako** Phone Number: **702-455-7540**

**REGIONAL FLOOD CONTROL DISTRICT
MAINTENANCE WORK PROGRAM
QUARTERLY STATUS REPORT - FY 2019 - 2020**

MWP Facility #: CC 17
 Facility Name: Searchlight
 MP Facility ID: SREA 0000-0065
 MP Facility ID: SRSO 0000-0030
 MP Facility ID: _____
 MP Facility ID: _____
 MP Facility ID: _____
 MP Facility ID: _____

Entity: CLARK COUNTY
 Date Prepared: 10/31/2019
 Quarter: 1st Quarter

Force Account/Contract	Activity	Approved Work Plan Amount (\$)	Amended Work Plan Amount (\$)	Expended To Date (\$)	Percent Complete	Scheduled Completion Date
	3 Facility Assessment and Inventory	\$500.00	\$500.00			
	5 Inspect Channels	\$1,000.00	\$1,000.00	\$163.72		
	6 Inspect Levees, Deten/Debris Basins	\$0.00	\$0.00			
	8 Species Survey and Removal	\$0.00	\$0.00			
	10 Clean and Reshape Channels/Levees	\$0.00	\$0.00			
	15 Repair Lined Channel	\$5,000.00	\$5,000.00			
	20 Erosion Control and Repair	\$0.00	\$0.00			
	21 Provide/Maintain Dust Control	\$0.00	\$0.00			
	25 Clean Detention/Debris Basins	\$0.00	\$0.00			
	35 Fence Repair	\$0.00	\$0.00			
	40 Vegetation Control - Chemical	\$0.00	\$0.00			
	45 Vegetation Control - Mechanical	\$0.00	\$0.00			
	50 Maintain Access Road	\$0.00	\$0.00			
	55 Clean & Inspect Inlet/Outlet Structures	\$0.00	\$0.00			
	60 Repair Inlet/Outlet Structures	\$0.00	\$0.00			
	65 Clean Storm Sewer Lines	\$0.00	\$0.00			
	70 Storm Sewer Line Repair	\$0.00	\$0.00			
	75 Clean/Flush Culverts & Bridges	\$0.00	\$0.00			
	80 Miscellaneous Work Activities	\$500.00	\$500.00			
	85 Engineering	\$0.00	\$0.00			
	90 Homeless Cleanup	\$500.00	\$500.00			
	TOTALS	\$7,500.00	\$7,500.00	\$163.72	2%	

Delays or problem areas:

Work completed during current quarter:

Work to be completed during next quarter:
 Channel Inspection, vegetation control and other work as assigned.

Consultant/ Contractor/ Project Manager: _____
 Dwayne Ako
 Phone Number: _____
 702-455-7540

**REGIONAL FLOOD CONTROL DISTRICT
MAINTENANCE WORK PROGRAM
QUARTERLY STATUS REPORT - FY 2019 - 2020**

MWP Facility #: CC 18
 Facility Name: Bunkerville
 MP Facility ID: WVWA 0000-0038
 MP Facility ID: WVJE 0000-0065
 MP Facility ID: _____
 MP Facility ID: _____
 MP Facility ID: _____
 MP Facility ID: _____

Entity: CLARK COUNTY
 Date Prepared: 10/31/2019
 Quarter: 1st Quarter

Force Account/ Contract	Activity	Approved Work Plan Amount (\$)	Amended Work Plan Amount (\$)	Expended To Date (\$)	Percent Complete	Scheduled Completion Date
	3 Facility Assessment and Inventory	\$0.00	\$0.00	\$0.00		
	5 Inspect Channels	\$1,000.00	\$1,000.00	\$0.00		
	6 Inspect Levees, Deten/Debris Basins	\$2,000.00	\$2,000.00	\$0.00		
	8 Species Survey and Removal	\$0.00	\$0.00	\$0.00		
	10 Clean and Reshape Channels/Levees	\$0.00	\$0.00	\$0.00		
	15 Repair Lined Channel	\$0.00	\$0.00	\$0.00		
	20 Erosion Control and Repair	\$0.00	\$0.00	\$0.00		
	21 Provide/Maintain Dust Control	\$0.00	\$0.00	\$0.00		
	25 Clean Detention/Debris Basins	\$4,000.00	\$4,000.00	\$0.00		
	35 Fence Repair	\$1,000.00	\$1,000.00	\$0.00		
	40 Vegetation Control - Chemical	\$1,000.00	\$1,000.00	\$0.00		
	45 Vegetation Control - Mechanical	\$0.00	\$0.00	\$0.00		
	50 Maintain Access Road	\$0.00	\$0.00	\$0.00		
	55 Clean & Inspect Inlet/Outlet Structures	\$0.00	\$0.00	\$0.00		
	60 Repair Inlet/Outlet Structures	\$0.00	\$0.00	\$0.00		
	65 Clean Storm Sewer Lines	\$0.00	\$0.00	\$0.00		
	70 Storm Sewer Line Repair	\$0.00	\$0.00	\$0.00		
	75 Clean/Flush Culverts & Bridges	\$0.00	\$0.00	\$0.00		
	80 Miscellaneous Work Activities	\$1,000.00	\$1,000.00	\$0.00		
	85 Engineering	\$0.00	\$0.00	\$0.00		
	90 Homeless Cleanup	\$0.00	\$0.00	\$0.00		
TOTALS		\$10,000.00	\$10,000.00	\$0.00	0%	

Delays or problem areas:

Work completed during current quarter:

Work to be completed during next quarter:
 Channel Inspection, vegetation control and other work as assigned.

Consultant/
 Contractor: _____
 Project
 Manager: Dwayne Ako Phone Number: 702-455-7540

**REGIONAL FLOOD CONTROL DISTRICT
MAINTENANCE WORK PROGRAM
QUARTERLY STATUS REPORT - FY 2019 - 2020**

MWP Facility #: **CC 19**
 Facility Name: **Pittman**
 MP Facility ID: **PTBL 0028-0157**
 MP Facility ID: **PTDC 0000-0005**
 MP Facility ID: **PTWA 0477-0738**
 MP Facility ID: **PTWB 0000-0016**
 MP Facility ID: _____
 MP Facility ID: _____

Entity: **CLARK COUNTY**
 Date Prepared: **10/31/2019**
 Quarter: **1st Quarter**

Force Account/ Contract	Activity	Approved Work Plan Amount (\$)	Amended Work Plan Amount (\$)	Expended To Date (\$)	Percent Complete	Scheduled Completion Date
	3 Facility Assessment and Inventory	\$1,000.00	\$1,000.00			
	5 Inspect Channels	\$3,000.00	\$3,000.00	\$163.72		
	6 Inspect Levees, Deten/Debris Basins	\$0.00	\$0.00			
	8 Species Survey and Removal	\$0.00	\$0.00			
	10 Clean and Reshape Channels/Levees	\$5,000.00	\$5,000.00			
	15 Repair Lined Channel	\$5,000.00	\$5,000.00			
	20 Erosion Control and Repair	\$0.00	\$0.00			
	21 Provide/Maintain Dust Control	\$0.00	\$0.00			
	25 Clean Detention/Debris Basins	\$0.00	\$0.00			
	35 Fence Repair	\$2,000.00	\$2,000.00			
	40 Vegetation Control - Chemical	\$2,500.00	\$2,500.00			
	45 Vegetation Control - Mechanical	\$5,000.00	\$5,000.00			
	50 Maintain Access Road	\$0.00	\$0.00			
	55 Clean & Inspect Inlet/Outlet Structures	\$0.00	\$0.00			
	60 Repair Inlet/Outlet Structures	\$0.00	\$0.00			
	65 Clean Storm Sewer Lines	\$1,500.00	\$1,500.00			
	70 Storm Sewer Line Repair	\$1,500.00	\$1,500.00			
	75 Clean/Flush Culverts & Bridges	\$0.00	\$0.00			
	80 Miscellaneous Work Activities	\$5,000.00	\$5,000.00	\$78.01		
	85 Engineering	\$0.00	\$0.00			
	90 Homeless Cleanup	\$10,000.00	\$10,000.00	\$2,156.15		
	TOTALS	\$41,500.00	\$41,500.00	\$2,397.88	6%	

Delays or problem areas:

Work completed during current quarter:

Work to be completed during next quarter:
 Channel Inspection, vegetation control and other work as assigned.

Consultant/
 Contractor: _____
 Project
 Manager: Dwayne Ako Phone Number: 702-455-7540

**REGIONAL FLOOD CONTROL DISTRICT
MAINTENANCE WORK PROGRAM
QUARTERLY STATUS REPORT - FY 2019 - 2020**

MWP Facility #: CC 20
 Facility Name: Indian Springs
 MP Facility ID: ISWE 0100-1001
 MP Facility ID: _____
 MP Facility ID: _____
 MP Facility ID: _____
 MP Facility ID: _____
 MP Facility ID: _____

Entity: CLARK COUNTY
 Date Prepared: 10/31/2019
 Quarter: 1st Quarter

Force Account/ Contract	Activity	Approved Work Plan Amount (\$)	Amended Work Plan Amount (\$)	Expended To Date (\$)	Percent Complete	Scheduled Completion Date
	3 Facility Assessment and Inventory	\$0.00	\$0.00			
	5 Inspect Channels	\$2,000.00	\$2,000.00			
	6 Inspect Levees, Deten/Debris Basins	\$2,000.00	\$2,000.00	\$245.58		
	8 Species Survey and Removal	\$0.00	\$0.00			
	10 Clean and Reshape Channels/Levees	\$0.00	\$0.00			
	15 Repair Lined Channel	\$0.00	\$0.00			
	20 Erosion Control and Repair	\$1,500.00	\$1,500.00			
	21 Provide/Maintain Dust Control	\$0.00	\$0.00			
	25 Clean Detention/Debris Basins	\$2,500.00	\$2,500.00			
	35 Fence Repair	\$0.00	\$0.00			
	40 Vegetation Control - Chemical	\$0.00	\$0.00			
	45 Vegetation Control - Mechanical	\$0.00	\$0.00			
	50 Maintain Access Road	\$0.00	\$0.00			
	55 Clean & Inspect Inlet/Outlet Structures	\$0.00	\$0.00			
	60 Repair Inlet/Outlet Structures	\$0.00	\$0.00			
	65 Clean Storm Sewer Lines	\$0.00	\$0.00			
	70 Storm Sewer Line Repair	\$0.00	\$0.00			
	75 Clean/Flush Culverts & Bridges	\$0.00	\$0.00			
	80 Miscellaneous Work Activities	\$1,000.00	\$1,000.00			
	85 Engineering	\$0.00	\$0.00			
	90 Homeless Cleanup	\$1,000.00	\$1,000.00			
	TOTALS	\$10,000.00	\$10,000.00	\$245.58	2%	

Delays or problem areas:

Work completed during current quarter:

Work to be completed during next quarter:
 Channel inspection, vegetation control and other work as assigned.

Consultant/
 Contractor: _____
 Project
 Manager: Dwayne Ako Phone Number: 702-455-7540

**REGIONAL FLOOD CONTROL DISTRICT
MAINTENANCE WORK PROGRAM
QUARTERLY STATUS REPORT - FY 2019 - 2020**

MWP Facility #: **CC 21**
 Facility Name: **Northern Beltway**
 MP Facility ID: **EKEA 0056-0338**
 MP Facility ID: **RCHB 0083, 0101, 0130, 0149, 0151**
 MP Facility ID: **GOBW 0000-0048**
 MP Facility ID: **GONO 0117-0335**
 MP Facility ID: _____
 MP Facility ID: _____

Entity: **CLARK COUNTY**
 Date Prepared: **10/31/2019**
 Quarter: **1st Quarter**

Force Account/ Contract	Activity	Approved Work Plan Amount (\$)	Amended Work Plan Amount (\$)	Expended To Date (\$)	Percent Complete	Scheduled Completion Date
	3 Facility Assessment and Inventory	\$0.00	\$0.00			
	5 Inspect Channels	\$2,000.00	\$2,000.00	\$163.72		
	6 Inspect Levees, Deten/Debris Basins	\$0.00	\$0.00			
	8 Species Survey and Removal	\$0.00	\$0.00			
	10 Clean and Reshape Channels/Levees	\$0.00	\$0.00			
	15 Repair Lined Channel	\$2,000.00	\$2,000.00			
	20 Erosion Control and Repair	\$5,000.00	\$5,000.00			
	21 Provide/Maintain Dust Control	\$0.00	\$0.00			
	25 Clean Detention/Debris Basins	\$0.00	\$0.00			
	35 Fence Repair	\$3,000.00	\$3,000.00			
	40 Vegetation Control - Chemical	\$2,000.00	\$2,000.00			
	45 Vegetation Control - Mechanical	\$0.00	\$0.00			
	50 Maintain Access Road	\$0.00	\$0.00			
	55 Clean & Inspect Inlet/Outlet Structures	\$0.00	\$0.00			
	60 Repair Inlet/Outlet Structures	\$0.00	\$0.00			
	65 Clean Storm Sewer Lines	\$0.00	\$0.00			
	70 Storm Sewer Line Repair	\$0.00	\$0.00			
	75 Clean/Flush Culverts & Bridges	\$0.00	\$0.00			
	80 Miscellaneous Work Activities	\$10,000.00	\$10,000.00	\$221.91		
	85 Engineering	\$0.00	\$0.00			
	90 Homeless Cleanup	\$10,000.00	\$10,000.00			
	TOTALS	\$34,000.00	\$34,000.00	\$385.63	1%	

Delays or problem areas:

Work completed during current quarter:

Work to be completed during next quarter:
 Channel maintenance contract adjacent to beltway.
 Channel Inspection, vegetation control and other work as assigned.

Consultant/
 Contractor,
 Project
 Manager: Dwayne Ako

Phone Number: 702-455-7540

**REGIONAL FLOOD CONTROL DISTRICT
MAINTENANCE WORK PROGRAM
FY20 1ST QUARTERLY STATUS REPORT**

MWP Facility#: 14085

Entity: CITY OF HENDERSON

Facility Name: C1 NORTH

Date Prepared: 9/30/2019

MP Facility ID: C1CH 0000-0482, C1CT 0000-0075, C1DC 0000-0303, C1E1 0000-0085, C1EQ 0000-0287, C1FK 0000-0073, C1H1 0000-0003, C1H2 0000-0001, C1HV 0000-0300, C1IT 0273, C1LM 0000-0130, C1RT 0001-0044, LLMW 0000, LLMW 0129, LLMW 0203

Force Account/ Contract	Activity	Approved Work Plan Amount (\$)	Amended Work Plan Amount (\$)	Total Expenditures (\$)	Percent Complete	Scheduled Completion Date
3	Facility Assessment and Inventory	\$150,000.00	\$150,000.00	\$0.00	0%	
5	Inspect Channels	\$5,000.00	\$5,000.00	\$0.00	0%	
6	Inspect Levees/Detention and Debris Basins	\$10,000.00	\$5,000.00	\$0.00	0%	
8	Species Survey and Removal	\$10,000.00	\$5,000.00	\$0.00	0%	
10	Clean and Reshape Channels/Levees	\$40,500.00	\$32,220.00	\$6,353.01	20%	
15	Repair Lined Channel	\$29,000.00	\$29,000.00	\$0.00	0%	
20	Erosion Control and Repair	\$10,000.00	\$35,000.00	\$34,820.17	99%	
21	Provide/Maintain Dust Control	\$20,000.00	\$5,000.00	\$2,332.42	47%	
25	Clean Detention/Debris Basins	\$20,000.00	\$10,000.00	\$0.00	0%	
35	Fence Repair	\$19,000.00	\$3,000.00	\$2,689.30	90%	
40	Vegetation Control - Chemical		\$258.32	\$258.32	100%	
45	Vegetation Control - Mechanical	\$29,000.00	\$12,001.89	\$6,598.09	55%	
50	Maintain Access Road	\$500.00	\$500.00	\$0.00	0%	
55	Clean & Inspect Inlet/Outlet Structures	\$3,000.00	\$3,000.00	\$0.00	0%	
60	Repair Inlet/Outlet Structures					
65	Clean Storm Sewer Lines					
70	Storm Sewer Repair					
75	Clean/Flush Culverts & Bridges	\$6,000.00	\$6,000.00	\$0.00	0%	
80	Miscellaneous Work Activities		\$1,019.79	\$1,019.79	100%	
85	Engineering	\$5,000.00	\$55,000.00	\$54,062.06	98%	
90	Homeless Encampment Cleanup	\$6,500.00	\$6,500.00	\$0.00	0%	
	TOTALS	\$363,500.00	\$363,500.00	\$108,133.16		Jun-2020

Delays or Problem Areas:

Black Mountain DB Sediment and Debris Removal delayed due to Nevada Division of Environmental Protection and Clark County Department of Air Quality Issue.

Work completed during prior fiscal year:

Act 3 - Select a consultant to start the Asset Management Program for Regional Flood Control Facilities. Act 40, Act 45 - C1 Channel remove vegetation and re-establish flowline in natural portion of C1 Channel downstream of Tuscany subdivision. Act 15, Act 21, Act 25, Act 50 - East C-1 Detention Basin (C1DC 0302 and C1DC 0303); response to Nevada Division of Water Resources-Dam Safety Engineer's Office requirement of immediate action. Act 25 - Drake Channel Confluence. Other expenditures on this facility were for regular maintenance activities.

Work to be completed during current fiscal year:

Act 3 - Consultant to start the Asset Management Program for Regional Flood Control Facilities. Other budgeted funding to be expended on this facility for regular maintenance activities.

Consultant/
Contractor:
Project
Manager:

Albert J. Jankovick

(702) 267-3024

**REGIONAL FLOOD CONTROL DISTRICT
MAINTENANCE WORK PROGRAM
FY20 1ST QUARTERLY STATUS REPORT**

MWP Facility#: 1198 Entity: CITY OF HENDERSON
 Facility Name: C1 SOUTH Date Prepared: 8/30/2019
 MP Facility ID: C1BH 0000-0214, C1CH 0485-0874, C1CH 0711, C1CH 0742-1138, C1GW 0000-0081, C1U1 0000-0082, C1US 0000-0078

Force Account/Contract	Activity	Approved Work Plan Amount (\$)	Amended Work Plan Amount (\$)	Total Expenditures (\$)	Percent Complete	Scheduled Completion Date
3	Facility Assessment and Inventory	\$150,000.00	\$150,000.00	\$0.00	0%	
5	Inspect Channels	\$3,500.00	\$3,500.00	\$0.00	0%	
6	Inspect Levees/Detention and Debris Basins	\$5,000.00	\$5,000.00	\$0.00	0%	
8	Species Survey and Removal					
10	Clean and Reshape Channels/Levees	\$15,500.00	\$15,500.00	\$181.35	1%	
15	Repair Lined Channel	\$14,000.00	\$14,000.00	\$0.00	0%	
20	Erosion Control and Repair	\$10,000.00	\$10,000.00	\$0.00	0%	
21	Provide/Maintain Dust Control	\$10,000.00	\$10,000.00	\$0.00	0%	
25	Clean Detention/Debris Basins	\$10,000.00	\$10,000.00	\$0.00	0%	
35	Fence Repair	\$17,000.00	\$17,000.00	\$509.27	3%	
40	Vegetation Control - Chemical					
45	Vegetation Control - Mechanical	\$29,000.00	\$25,000.00	\$0.00	0%	
50	Maintain Access Road					
55	Clean & Inspect Inlet/Outlet Structures	\$500.00	\$500.00	\$0.00	0%	
60	Repair Inlet/Outlet Structures					
65	Clean Storm Sewer Lines					
70	Storm Sewer Repair					
75	Clean/Flush Culverts & Bridges	\$1,000.00	\$1,000.00	\$0.00	0%	
80	Miscellaneous Work Activities	\$5,000.00	\$5,000.00	\$0.00	0%	
85	Engineering	\$1,000.00	\$5,000.00	\$4,567.85	91%	
90	Homeless Encampment Cleanup	\$8,500.00	\$8,500.00	\$0.00	0%	
TOTALS		\$278,000.00	\$278,000.00	\$5,258.47		Jun-2020

Delays or Problem Areas:

Work completed during prior fiscal year:

Act 3 - Select a consultant to start the Asset Management Program for Regional Flood Control Facilities. Act 21, Act 25 and Act 85 - Completed remainder of Mission Hills Detention Basin debris and sediment removal at C1CH 0854. Other expenditures on this facility were for regular maintenance activities.

Work to be completed during current fiscal year:

Act 3 - Consultant to start the Asset Management Program for Regional Flood Control Facilities. Other budgeted funding to be expended on this facility for regular maintenance activities.

Consultant/ Contractor: _____
 Project Manager: Albert J. Jankowski (702) 267-3024

**REGIONAL FLOOD CONTROL DISTRICT
MAINTENANCE WORK PROGRAM
FY20 1ST QUARTERLY STATUS REPORT**

MWP Facility#: 1987
 Facility Name: PITTMAN CENTRAL NE
 MP Facility ID: PTBR 0087-0175, PTGB 0088-0249, PTYW 0000-0187

Entity: CITY OF HENDERSON
 Date Prepared: 9/30/2019

Force Account/ Contract	Activity	Approved Work Plan Amount (\$)	Amended Work Plan Amount (\$)	Total Expenditures (\$)	Percent Complete	Scheduled Completion Date
3	Facility Assessment and Inventory					
5	Inspect Channels	\$1,800.00	\$1,800.00	\$0.00	0%	
6	Inspect Levees/Detention and Dabris Basins	\$2,000.00	\$2,000.00	\$0.00	0%	
8	Species Survey and Removal					
10	Clean and Reshape Channels/Levees	\$30,500.00	\$30,500.00	\$3,301.39	11%	
15	Repair Lined Channel	\$9,000.00	\$9,000.00	\$0.00	0%	
20	Erosion Control and Repair	\$1,000.00	\$1,000.00	\$0.00	0%	
21	Provide/Maintain Dust Control	\$2,000.00	\$2,000.00	\$763.96	38%	
25	Clean Detention/Dabris Basins	\$50,000.00	\$50,000.00	\$5,826.10	12%	
35	Fence Repair	\$17,000.00	\$17,000.00	\$80.45	0%	
40	Vegetation Control - Chemical			\$221.41		
45	Vegetation Control - Mechanical	\$29,000.00	\$21,772.33	\$908.78	4%	
50	Maintain Access Road					
55	Clean & Inspect Inlet/Outlet Structures		\$1,127.67	\$1,127.67	100%	
60	Repair Inlet/Outlet Structures					
65	Clean Storm Sewer Lines					
70	Storm Sewer Repair					
75	Clean/Flush Culverts & Bridges	\$1,000.00	\$1,000.00	\$0.00	0%	
80	Miscellaneous Work Activities					
85	Engineering	\$1,000.00	\$4,600.00	\$4,522.68	98%	
90	Homeless Encampment Cleanup		\$2,500.00	\$2,443.57	98%	
	TOTALS	\$144,300.00	\$144,300.00	\$19,196.01		Jun-2020

Delays or Problem Areas:

Work completed during prior fiscal year:

Expenditures on this facility were for regular maintenance activities.

Work to be completed during current fiscal year:

Budgeted funding to be expended on this facility for regular maintenance activities.

Consultant/
 Contractor:
 Project
 Manager: Albert J. Jankowski

(702) 267-3024

**REGIONAL FLOOD CONTROL DISTRICT
MAINTENANCE WORK PROGRAM
FY20 1ST QUARTERLY STATUS REPORT**

MWP Facility#: H999
Facility Name: PITTMAN CENTRAL SE

Entity: CITY OF HENDERSON
Date Prepared: 9/30/2019

MP Facility ID: PTHR 0000-0210, PTIS 0000-0258, PTPD 0010-0063, PTRR 0000-0135, PTWH 0000-0116

Force Account/ Contract	Activity	Approved Work Plan Amount (\$)	Amended Work Plan Amount (\$)	Total Expenditures (\$)	Percent Complete	Scheduled Completion Date
3	Facility Assessment and Inventory					
5	Inspect Channels	\$2,000.00	\$2,365.00	\$2,364.65	100%	
6	Inspect Levees/Detention and Debris Basins	\$1,000.00	\$1,000.00	\$0.00	0%	
8	Species Survey and Removal					
10	Clean and Reshape Channels/Levees	\$20,500.00	\$20,500.00	\$0.00	0%	
15	Repair Lined Channel	\$459,000.00	\$459,000.00	\$0.00	0%	
20	Erosion Control and Repair		\$270.00	\$266.39	99%	
21	Provide/Maintain Dust Control	\$2,000.00	\$2,000.00	\$0.00	0%	
25	Clean Detention/Debris Basins					
35	Fence Repair	\$14,000.00	\$14,000.00	\$2,941.01	21%	
40	Vegetation Control - Chemical					
45	Vegetation Control - Mechanical	\$49,000.00	\$43,365.00	\$709.20	2%	
50	Maintain Access Road					
55	Clean & Inspect Inlet/Outlet Structures					
60	Repair Inlet/Outlet Structures					
65	Clean Storm Sewer Lines					
70	Storm Sewer Repair					
75	Clean/Flush Culverts & Bridges	\$1,000.00	\$6,000.00	\$5,921.59	99%	
80	Miscellaneous Work Activities					
85	Engineering	\$77,500.00	\$77,500.00	\$19,600.31	25%	
90	Homeless Encampment Cleanup	\$8,500.00	\$8,500.00	\$257.35	4%	
	TOTALS	\$632,500.00	\$632,500.00	\$32,060.50		Jun-2020

Delays or Problem Areas:

I-515 Channel repair delayed due to the need for additional engineering analysis prior to construction.

Work completed during prior fiscal year:

Expenditures on this facility were for regular maintenance activities.

Work to be completed during current fiscal year:

Act 15, Act 85 - I-515 Channel (PTIS 0029-0166); re-establish the channel and repair the rero mattresses along the I-515 near Horizon and Horizon Ridge. Budgeted funding to be expended on this facility for regular maintenance activities.

Consultant/
Contractor:
Project
Manager: Albert J. Janowski (702) 257-3024

**REGIONAL FLOOD CONTROL DISTRICT
MAINTENANCE WORK PROGRAM
FY20 1ST QUARTERLY STATUS REPORT**

MWP Facility#: HN99
 Facility Name: FITTMAN CENTRAL NW
 DCWA 0646-0670, PTDC 0026-0237, PTPE 0000-0166, PTRW 0000-0170, PTBW 0000-0128,
 MP Facility ID: PTWA 0000-0476, WWDC 0000-0109

Entity: CITY OF HENDERSON
 Date Prepared: 9/30/2019

Force Account/ Contract	Activity	Approved Work Plan Amount (\$)	Amended Work Plan Amount (\$)	Total Expenditures (\$)	Percent Complete	Scheduled Completion Date
3	Facility Assessment and Inventory					
5	Inspect Channels	\$6,500.00	\$6,500.00	\$596.69	9%	
6	Inspect Levees/Detention and Debris Basins	\$2,000.00	\$2,000.00	\$0.00	0%	
8	Species Survey and Removal					
10	Clean and Reshape Channels/Levees	\$40,500.00	\$40,500.00	\$9,305.02	23%	
15	Repair Lined Channel	\$29,000.00	\$29,000.00	\$0.00	0%	
20	Erosion Control and Repair	\$30,000.00	\$30,000.00	\$3,068.35	10%	
21	Provide/Maintain Dust Control	\$5,500.00	\$5,500.00	\$0.00	0%	
25	Clean Detention/Debris Basins	\$2,000.00	\$2,000.00	\$0.00	0%	
35	Fence Repair	\$17,000.00	\$17,000.00	\$6,842.44	40%	
40	Vegetation Control - Chemical	\$5,000.00	\$4,745.00	\$0.00	0%	
45	Vegetation Control - Mechanical	\$29,000.00	\$29,000.00	\$9,801.16	34%	
50	Maintain Access Road					
55	Clean & Inspect Inlet/Outlet Structures					
60	Repair Inlet/Outlet Structures	\$250,000.00	\$250,000.00	\$0.00	0%	
65	Clean Storm Sewer Lines					
70	Storm Sewer Repair					
75	Clean/Flush Culverts & Bridges	\$1,000.00	\$1,255.00	\$1,254.29	100%	
80	Miscellaneous Work Activities	\$500.00	\$500.00	\$116.15	23%	
85	Engineering	\$57,500.00	\$57,500.00	\$23,198.12	40%	
90	Homeless Encampment Cleanup	\$6,500.00	\$6,500.00	\$103.39	2%	
TOTALS		\$482,000.00	\$482,000.00	\$54,285.61		Jun-2020

Delays or Problem Areas:

Work completed during prior fiscal year:

Act 15 - Whitney Channel (WWDC 0054-0055); Repair approximately 150 feet of lined channel. Act 85 - Sandwedge Channel (PTSW 0019); Engineering evaluation recommendation and construction estimate for repair on the culvert headwall. Other expenditures on this facility were for regular maintenance activities.

Work to be completed during current fiscal year:

Act 15, Act 85 - Construction and repair of culvert headwall at Sandwedge Channel. Act 85 - Structural review and recommendations for repair of energy dissipator (PTWA 0078) and prepare plans for repair of unlined embankment at PTWA 0346. Other budgeted funding to be expended on this facility for regular maintenance activities.

Consultant/
 Contractor:
 Project
 Manager:

Albert J. Jankowski

(702) 267-3024

**REGIONAL FLOOD CONTROL DISTRICT
MAINTENANCE WORK PROGRAM
FY20 1ST QUARTERLY STATUS REPORT**

MWP Facility#: HN70
 Facility Name: PITTMAN CENTRAL SW
 MP Facility ID: PTDW 0000-0088, PTFD 0000-0111, PTLM 0000-0078, PTMR 0000-0399, PTRE 0000-0287, PTST 0000-0170, PTYV 0000-0005

Entity: CITY OF HENDERSON
 Date Prepared: 9/30/2019

Force Account/Contract	Activity	Approved Work Plan Amount (\$)	Amended Work Plan Amount (\$)	Total Expenditures (\$)	Percent Complete	Scheduled Completion Date
3	Facility Assessment and Inventory					
5	Inspect Channels	\$2,500.00	\$2,500.00	\$0.00	0%	
6	Inspect Levees/Detention and Debris Basins					
8	Species Survey and Removal					
10	Clean and Reshape Channels/Levees	\$20,500.00	\$20,500.00	\$0.00	0%	
15	Repair Lined Channel	\$9,000.00	\$9,000.00	\$0.00	0%	
20	Erosion Control and Repair					
21	Provide/Maintain Dust Control	\$1,000.00	\$1,000.00	\$0.00	0%	
25	Clean Detention/Debris Basins	\$5,000.00	\$5,000.00	\$0.00	0%	
35	Fence Repair	\$11,000.00	\$11,000.00	\$162.24	1%	
40	Vegetation Control - Chemical					
45	Vegetation Control - Mechanical	\$29,000.00	\$26,774.00	\$3,882.25	15%	
50	Maintain Access Road					
55	Clean & Inspect Inlet/Outlet Structures					
60	Repair Inlet/Outlet Structures					
65	Clean Storm Sewer Lines					
70	Storm Sewer Repair					
75	Clean/Flush Culverts & Bridges	\$1,000.00	\$1,000.00	\$0.00	0%	
80	Miscellaneous Work Activities					
85	Engineering	\$1,000.00	\$3,228.00	\$3,225.63	100%	
90	Homeless Encampment Cleanup					
TOTALS		\$80,000.00	\$80,000.00	\$7,270.12		Jun-2020

Delays or Problem Areas:

Work completed during prior fiscal year:

Expenditures on this facility were for regular maintenance activities.

Work to be completed during current fiscal year:

Budgeted funding to be expended on this facility for regular maintenance activities.

Consultant/
 Contractor: _____
 Project
 Manager: Albert J. Jankowski (702) 267-3024

**REGIONAL FLOOD CONTROL DISTRICT
MAINTENANCE WORK PROGRAM
FY20 1ST QUARTERLY STATUS REPORT**

MWP Facility#: HN71
Facility Name: PITTMAN ANTHEM INSPIRADA

Entity: CITY OF HENDERSON
Date Prepared: 8/30/2019

MP Facility ID: PTAD 0000-0070, PTAN 0000-0280, PTAT 0000-0007, PTCR 0000-0036, PTDY 0000, PTEA 0493-0773, PTOG 0000-0016, PTPN 0000-0039, PTRD 0000-0055, PTSA 0000-0091, PTSE 0000-0346, PTSN 0000-0063, PTSS 0000-0012, PTWS 0000-0063

Force Account/Contract	Activity	Approved Work Plan Amount (\$)	Amended Work Plan Amount (\$)	Total Expenditures (\$)	Percent Complete	Scheduled Completion Date
3	Facility Assessment and Inventory					
5	Inspect Channels	\$5,000.00	\$5,000.00	\$2,317.92	46%	
6	Inspect Levees/Detention and Debris Basins	\$5,000.00	\$5,000.00	\$347.69	7%	
8	Species Survey and Removal					
10	Clean and Reshape Channels/Levees	\$20,500.00	\$20,500.00	\$712.18	3%	
15	Repair Lined Channel	\$9,000.00	\$9,000.00	\$0.00	0%	
20	Erosion Control and Repair					
21	Provide/Maintain Dust Control	\$5,000.00	\$5,000.00	\$0.00	0%	
25	Clean Detention/Debris Basins	\$15,000.00	\$15,000.00	\$0.00	0%	
35	Fence Repair	\$14,000.00	\$14,000.00	\$5,394.89	39%	
40	Vegetation Control - Chemical					
45	Vegetation Control - Mechanical	\$29,000.00	\$28,950.00	\$0.00	0%	
50	Maintain Access Road	\$500.00	\$500.00	\$0.00	0%	
55	Clean & Inspect Inlet/Outlet Structures	\$2,500.00	\$2,500.00	\$0.00	0%	
60	Repair Inlet/Outlet Structures					
65	Clean Storm Sewer Lines	\$1,000.00	\$1,000.00	\$0.00	0%	
70	Storm Sewer Repair					
75	Clean/Flush Culverts & Bridges	\$2,000.00	\$2,000.00	\$0.00	0%	
80	Miscellaneous Work Activities	\$400.00	\$400.00	\$395.19	99%	
85	Engineering	\$4,000.00	\$4,050.00	\$4,042.23	100%	
90	Homeless Encampment Cleanup					
	TOTALS	\$112,900.00	\$112,900.00	\$13,210.10		Jun-2020

Delays or Problem Areas:

Work completed during prior fiscal year:

Expenditures on this facility were for regular maintenance activities.

Work to be completed during current fiscal year:

Budgeted funding to be expended on this facility for regular maintenance activities.

Consultant/ Contractor: _____
Project Manager: Albert J. Jankowski (702) 267-3024

**REGIONAL FLOOD CONTROL DISTRICT
MAINTENANCE WORK PROGRAM
FY20 1ST QUARTERLY STATUS REPORT**

MWP Facility#: HN72
 Facility Name: PITTMAN SEVEN HILLS
 MP Facility ID: PTAP 0000-0181, PTEA 0000-0244, PTEA 0437-0438, FTGV 0000-0073, PTHD 0000-0020, PTPW 0000-0308, PTHH 0011-0084

Entity: CITY OF HENDERSON
 Date Prepared: 9/30/2019

Force Account/Contract	Activity	Approved Work Plan Amount (\$)	Amended Work Plan Amount (\$)	Total Expenditures (\$)	Percent Complete	Scheduled Completion Date
3	Facility Assessment and Inventory					
5	Inspect Channels	\$2,500.00	\$2,500.00	\$1,665.49	67%	
6	Inspect Levees/Detention and Debris Basins	\$6,000.00	\$6,000.00	\$237.94	4%	
8	Species Survey and Removal					
10	Clean and Reshape Channels/Levees	\$20,500.00	\$20,500.00	\$797.17	4%	
15	Repair Lined Channel	\$19,000.00	\$19,000.00	\$0.00	0%	
20	Erosion Control and Repair					
21	Provide/Maintain Dust Control	\$10,000.00	\$10,000.00	\$822.74	8%	
25	Clean Detention/Debris Basins	\$10,000.00	\$10,000.00	\$0.00	0%	
35	Fence Repair	\$14,000.00	\$14,000.00	\$703.14	5%	
40	Vegetation Control - Chemical					
45	Vegetation Control - Mechanical	\$29,000.00	\$26,164.93	\$0.00	0%	
50	Maintain Access Road					
55	Clean & Inspect Inlet/Outlet Structures		\$2,016.00	\$2,015.73	100%	
60	Repair Inlet/Outlet Structures		\$129.07	\$129.07	100%	
65	Clean Storm Sewer Lines					
70	Storm Sewer Repair					
75	Clean/Flush Culverts & Bridges	\$1,000.00	\$1,000.00	\$0.00	0%	
80	Miscellaneous Work Activities					
85	Engineering	\$2,000.00	\$2,690.00	\$2,684.63	100%	
90	Homeless Encampment Cleanup					
TOTALS		\$114,000.00	\$114,000.00	\$9,055.91		Jun-2020

Delays or Problem Areas:

Work completed during prior fiscal year:

Act 45 - Pittman Anthem Parkway Channel (PTAP 0005-0045); vegetation removal and disposal. Other expenditures on this facility were for regular maintenance activities.

Work to be completed during current fiscal year:

Budgeted funding to be expended on this facility for regular maintenance activities.

Consultant/Contractor: _____
 Project Manager: Albert J. Jankowski (702) 267-3024

**REGIONAL FLOOD CONTROL DISTRICT
MAINTENANCE WORK PROGRAM
FY20 1ST QUARTERLY STATUS REPORT**

MWP Facility#: HN73
 Facility Name: PITTMAN WEST HENDERSON

Entity: CITY OF HENDERSON
 Date Prepared: 8/30/2019

MP Facility ID: DCLA 0035, DCN1 0000, PTBE 0140, PTN2 0000-0251, PTN3 0000, PTN5 0000, PTN6 0000, PTN7 0001, PTN8 0000-0039, PTN9 0000-0027, PTNO 0139-0195, PTSO 0104-0153, PTWA 0815-0883

Force Account/Contract	Activity	Approved Work Plan Amount (\$)	Amended Work Plan Amount (\$)	Total Expenditures (\$)	Percent Complete	Scheduled Completion Date
3	Facility Assessment and Inventory					
5	Inspect Channels	\$500.00	\$500.00	\$227.56	46%	
6	Inspect Levees/Detention and Debris Basins	\$5,000.00	\$5,000.00	\$0.00	0%	
8	Species Survey and Removal					
10	Clean and Reshape Channels/Levees	\$5,000.00	\$5,000.00	\$0.00	0%	
15	Repair Lined Channel					
20	Erosion Control and Repair					
21	Provide/Maintain Dust Control					
25	Clean Detention/Debris Basins	\$10,000.00	\$10,000.00	\$0.00	0%	
35	Fence Repair	\$1,000.00	\$1,000.00	\$0.00	0%	
40	Vegetation Control - Chemical					
45	Vegetation Control - Mechanical	\$20,000.00	\$18,500.00			
50	Maintain Access Road					
55	Clean & Inspect Inlet/Outlet Structures					
60	Repair Inlet/Outlet Structures					
65	Clean Storm Sewer Lines					
70	Storm Sewer Repair					
75	Clean/Flush Culverts & Bridges	\$1,000.00	\$1,000.00			
80	Miscellaneous Work Activities					
85	Engineering	\$1,000.00	\$2,500.00	\$2,441.77	98%	
90	Homeless Encampment Cleanup					
TOTALS		\$43,500.00	\$43,500.00	\$2,669.33		Jun-2020

Delays or Problem Areas:

Work completed during prior fiscal year:

Expenditures on this facility were for regular maintenance activities.

Work to be completed during current fiscal year:

Budgeted funding to be expended on this facility for regular maintenance activities.

Consultant/
 Contractor: _____
 Project
 Manager: Albert J. Jankowski (702) 267-3024

**REGIONAL FLOOD CONTROL DISTRICT
MAINTENANCE WORK PROGRAM
FIRST QUARTER - FY 2019-20**

MWP Facility #: LV51
 Facility Name: Cedar Avenue Channel/Nellis System
 MP Facility ID: CACH 0000 - 0148,
CABZ 0000 - 0010, CACN 0000 - 0049,
LVBZ 0166 - 0223

Entity: City of Las Vegas
 Date Prepared: 10/28/2019

Force Account/Contract	Activity	Work Plan Amount (\$)	Amended Work Plan Amount (\$)	Expended To Date (\$)	Percent Complete	Scheduled Completion Date *
FA 03	Facility Assessment and Inventory	\$5,000.00	\$5,000.00			Jun-20
FA 05	Inspect Channels	\$1,000.00	\$1,000.00			Jun-20
	06 Inspect Levees/Detention and Debris Basins					
	08 Species Survey and Removal	\$5,000.00	\$5,000.00			Jun-20
FA 10	Clean and Reshape Channels/Levees	\$15,000.00	\$5,000.00			Jun-20
FA 15	Repair Lined Channel	\$5,000.00	\$5,000.00			Jun-20
	20 Erosion Control and Repair	\$10,000.00	\$5,000.00			Jun-20
	21 Provide/Maintain Dust Control					
	25 Clean Detention Debris Basins					
	35 Fence Repair	\$10,000.00	\$10,000.00	\$4,766.47		Jun-20
	40 Vegetation Control - Chemical	\$5,000.00	\$5,000.00			Jun-20
	45 Vegetation Control - Mechanical	\$10,000.00	\$10,000.00			Jun-20
	50 Maintain Access Road					
FA 55	Clean & Inspect Inlet/Outlet Structures	\$10,000.00	\$5,000.00			Jun-20
	60 Repair Inlet/Outlet Structures					
FA 65	Clean Storm Sewer Lines	\$2,000.00	\$2,000.00			Jun-20
FA 70	Storm Sewer Repair	\$1,000.00	\$1,000.00			Jun-20
FA 75	Clean/Flush Culverts & Bridges	\$2,000.00	\$2,000.00			Jun-20
FA 80	Miscellaneous Work Activities	\$13,000.00	\$13,000.00			Jun-20
FA 85	Engineering	\$1,000.00	\$21,000.00	\$17,245.11		Jun-20
FA 90	Homeless Encampment Cleanup	\$5,000.00	\$5,000.00			Jun-20
	TOTALS	\$100,000.00	\$100,000.00	\$22,011.58	22.0%	

Delays or Problem Areas:

Work completed during prior Fiscal Year:
 Cleaned Cedar Avenue channel twice a year (CACH 0000-0148) and graffiti removal. Routine maintenance work activities.

Work to be completed during current Fiscal Year:
 Inspect and clean storm drain facilities. Clean open channel twice a year (CACH 0000-0148) and graffiti removal. Routine maintenance work activities.

Consultant/Contractor: N/A
 Project Manager: Oh Sang Kwon, P.E./Matthew Meyer, P.E. Phone Number: 702-229-6541

**REGIONAL FLOOD CONTROL DISTRICT
MAINTENANCE WORK PROGRAM
FIRST QUARTER - FY 2019-20**

MWP Facility #: LV52
 Facility Name: Gowan/Angel Pk/Lone Mtn System
 MP Facility ID: GONO 0000 - 0110, GOSO 0000 - 0462, GODU 0000 - 0050, GOL5 0000-0032
 GOOF 0427 - 0775, GOCR 0180 - 0201, GOLB 0000 - 0030, GOL3 0000-0214
 GOLM 0000 - 0277, GOBU 0000 - 0136, GOBW 0051-0310, GOBX 0000-0009
 APDG 0000 - 0060, APOF 0000 - 0124, APP1 0000 - 0056, GOTE 0000, GOB3 0000
 GO02 0000 - 0257, APNO 0015, APNO 0012, GOLO 0152-0332, APNO 0001-0004
 APSP 0000 - 0183, APBE 0000 - 0122, APSO 0000, APSO 0020, GOBE 0000-0139
 APSO 0204, APSO 0254, APSO 0255, APSO 0345, APMD 0027, APD2 0000 - 0002
 APMD 0132, APMD 0190 - 0258, GOL2 0000 - 0014, APD3 0000 - 0021, GOWC 0000,
 GOL4 0000 - 0026, APFH 0000 - 0089, APM5 0000, APAD 0000 - 0225, APCB 0000 - 0080

Entity: City of Las Vegas
 Date Prepared: 10/28/2019

Force Account/Contract	Activity	Work Plan Amount (\$)	Amended Work Plan Amount (\$)	Expended To Date (\$)	Percent Complete	Scheduled Completion Date *
FA 03	Facility Assessment and Inventory	\$7,000.00				Jun-20
FA 05	Inspect Channels	\$6,000.00				Jun-20
FA 06	Inspect Levees/Detention and Debris Basins	\$5,000.00				Jun-20
FA 08	Species Survey and Removal	\$20,000.00				Jun-20
	10 Clean and Reshape Channels/Levees	\$10,000.00				Jun-20
FA 15	Repair Lined Channel	\$95,000.00				Jun-20
FA 20	Erosion Control and Repair	\$50,000.00				Jun-20
FA 21	Provide/Maintain Dust Control	\$10,000.00				Jun-20
FA 25	Clean Detention Debris Basins	\$95,000.00				Jun-20
FA 35	Fence Repair	\$50,000.00				Jun-20
	40 Vegetation Control - Chemical	\$2,000.00				Jun-20
FA 45	Vegetation Control - Mechanical	\$20,000.00				Jun-20
	50 Maintain Access Road	\$5,000.00				Jun-20
FA 55	Clean & Inspect Inlet/Outlet Structures	\$40,000.00				Jun-20
FA 60	Repair Inlet/Outlet Structures	\$120,000.00				Jun-20
	65 Clean Storm Sewer Lines	\$10,000.00				Jun-20
FA 70	Storm Sewer Repair	\$40,000.00				Jun-20
FA 75	Clean/Flush Culverts & Bridges	\$45,000.00				Jun-20
FA 80	Miscellaneous Work Activities	\$10,000.00				Jun-20
FA 85	Engineering	\$50,000.00		\$5,467.01		Jun-20
FA 90	Homeless Encampment Cleanup	\$10,000.00				Jun-20
TOTALS		\$700,000.00	\$0.00	\$5,467.01	0.8%	

Delays or Problem Areas:

Work completed during prior Fiscal Year:

Reseal joints along the beltway channel. Cleaned and inspected detention basins. Removed sediments along the beltway channel. Re-applied Joint Seal in Gowan North DB. Routine maintenance work activities.

Work to be completed during current Fiscal Year:

Graffiti and trash removal. Vegetation control and sediment removal throughout the detention basins. Construct Maintenance Access Road to Gowan South and North DB. Install Trash Rack and erosion repair in Lone Mountain DB. Routine maintenance work activities.

Consultant/Contractor: N/A
 Project Manager: Oh Sang Kwon, P.E./Matthew Meyer, P.E. Phone Number: 702-229-6541

**REGIONAL FLOOD CONTROL DISTRICT
MAINTENANCE WORK PROGRAM
FIRST QUARTER - FY 2019-20**

MWP Facility #: LV53
 Facility Name: Lake Mead/Smoke Ranch/Washington System
 MP Facility ID: LVLM 0336 - 0525, LVSR 0312 - 0525,
LV15 0284 - 0474, LVOW 0000 - 0355,
LVRA 0000 - 0066, LVPK 0000 - 0130

Entity: City of Las Vegas
 Date Prepared: 10/28/2019

Force Account/Contract	Activity	Work Plan Amount (\$)	Amended Work Plan Amount (\$)	Expended To Date (\$)	Percent Complete	Scheduled Completion Date *
FA 03	Facility Assessment and Inventory	\$5,000.00				Jun-20
FA 05	Inspect Channels	\$10,000.00				Jun-20
	06 Inspect Levees/Detention and Debris Basins					
	08 Species Survey and Removal					
FA 10	Clean and Reshape Channels/Levees	\$2,500.00				Jun-20
FA 15	Repair Lined Channel	\$3,500.00				Jun-20
	20 Erosion Control and Repair					
	21 Provide/Maintain Dust Control					
	25 Clean Detention Debris Basins					
FA 35	Fence Repair	\$2,000.00				Jun-20
	40 Vegetation Control - Chemical					
	45 Vegetation Control - Mechanical					
	50 Maintain Access Road					
FA 55	Clean & Inspect Inlet/Outlet Structures	\$15,000.00				Jun-20
FA 60	Repair Inlet/Outlet Structures	\$5,000.00				Jun-20
FA 65	Clean Storm Sewer Lines	\$2,500.00				Jun-20
FA 70	Storm Sewer Repair	\$28,000.00				Jun-20
	75 Clean/Flush Culverts & Bridges	\$15,000.00				Jun-20
FA 80	Miscellaneous Work Activities	\$2,500.00				Jun-20
FA 85	Engineering	\$3,000.00		\$2,368.85		Jun-20
FA 90	Homeless Encampment Cleanup	\$5,000.00				Jun-20
TOTALS		\$100,000.00	\$0.00	\$2,368.85	2.4%	

Delays or Problem Areas:

Work completed during prior Fiscal Year:
 Routine maintenance work activities.

Work to be completed during current Fiscal Year:
 Remove debris, clean drop inlets, and repair any damages. Routine maintenance work activities.

Consultant/Contractor: N/A
 Project Manager: Oh Sang kwon, P.E./Matthew Meyer, P.E. Phone Number: 702-229-6541

**REGIONAL FLOOD CONTROL DISTRICT
MAINTENANCE WORK PROGRAM
FIRST QUARTER - FY 2019-20**

MWP Facility #: LV54
 Facility Name: Las Vegas Wash System
 MP Facility ID: LVMD 1069 - 1354

Entity: City of Las Vegas
 Date Prepared: 10/28/2019

Force Account/Contract	Activity	Work Plan Amount (\$)	Amended Work Plan Amount (\$)	Expended To Date (\$)	Percent Complete	Scheduled Completion Date *
FA 03	Facility Assessment and Inventory	\$25,000.00	\$15,000.00			Jun-20
FA 05	Inspect Channels	\$20,000.00	\$20,000.00			Jun-20
	06 Inspect Levees/Detention and Debris Basins					
FA 08	Species Survey and Removal	\$10,000.00	\$10,000.00			Jun-20
FA 10	Clean and Reshape Channels/Levees	\$75,000.00	\$75,000.00			Jun-20
FA 15	Repair Lined Channel	\$300,000.00	\$300,000.00			Jun-20
	20 Erosion Control and Repair	\$5,000.00	\$5,000.00			Jun-20
	21 Provide/Maintain Dust Control					
	25 Clean Detention Debris Basins		\$5,000.00	\$541.49		
FA 35	Fence Repair	\$20,000.00	\$15,000.00	\$703.20		Jun-20
	40 Vegetation Control - Chemical					
FA 45	Vegetation Control - Mechanical	\$173,000.00	\$173,000.00			Jun-20
	50 Maintain Access Road	\$2,000.00	\$2,000.00			Jun-20
	55 Clean & Inspect Inlet/Outlet Structures					
	60 Repair Inlet/Outlet Structures					
	65 Clean Storm Sewer Lines					
FA 70	Storm Sewer Repair	\$5,000.00	\$5,000.00			Jun-20
FA 75	Clean/Flush Culverts & Bridges	\$5,000.00	\$5,000.00			Jun-20
FA 80	Miscellaneous Work Activities	\$10,000.00	\$10,000.00	\$529.50		Jun-20
FA 85	Engineering	\$30,000.00	\$40,000.00	\$31,695.35		Jun-20
FA 90	Homeless Encampment Cleanup	\$20,000.00	\$20,000.00			Jun-20
TOTALS		\$700,000.00	\$700,000.00	\$33,469.54	4.8%	

Delays or Problem Areas:

Work completed during prior Fiscal Year:
 Bi-annual vegetation control and erosion control along the Las Vegas Wash. Repaired Mat along Las Vegas Wash between Washington Avenue and Stewart Avenue (LVMD 1120 - 1178) for erosion control. Removed sediments and trash.

Work to be completed during current Fiscal Year:
 Address standing water at the Bonanza system Outlet. Provide bi-annual vegetation control. Continue with the sediment removal. Routine maintenance work activities.

Consultant/Contractor: N/A
 Project Manager: Oh Sang Kwon, P.E./Matthew Meyer, P.E. Phone Number: 702-229-6541

**REGIONAL FLOOD CONTROL DISTRICT
MAINTENANCE WORK PROGRAM
FIRST QUARTER - FY 2019-20**

MWP Facility #: LV55
 Facility Name: Meadows/Oakey System
 MP Facility ID: LCME 0000 - 0085, MECH 0108 - 0420,
MEAL 0000 - 0258, MEPA 0000 - 0025, MEOK 0000 - 0217

Entity: City of Las Vegas
 Date Prepared: 10/28/2019

Force Account/Contract	Activity	Work Plan Amount (\$)	Amended Work Plan Amount (\$)	Expended To Date (\$)	Percent Complete	Scheduled Completion Date *
FA 03	Facility Assessment and Inventory	\$10,000.00				Jun-20
05	Inspect Channels	\$1,000.00				Jun-20
06	Inspect Levees/Detention and Debris Basins	\$1,000.00				Jun-20
08	Species Survey and Removal	\$2,000.00				Jun-20
FA 10	Clean and Reshape Channels/Levees	\$10,000.00				Jun-20
FA 15	Repair Lined Channel	\$6,000.00				Jun-20
20	Erosion Control and Repair	\$7,500.00				Jun-20
21	Provide/Maintain Dust Control					
FA 25	Clean Detention Debris Basins	\$10,000.00				Jun-20
35	Fence Repair	\$2,000.00				Jun-20
40	Vegetation Control - Chemical	\$2,000.00				Jun-20
45	Vegetation Control - Mechanical	\$5,000.00				Jun-20
FA 50	Maintain Access Road	\$5,000.00				Jun-20
FA 55	Clean & Inspect Inlet/Outlet Structures	\$8,000.00				Jun-20
FA 60	Repair Inlet/Outlet Structures	\$8,000.00				Jun-20
65	Clean Storm Sewer Lines	\$2,000.00				Jun-20
FA 70	Storm Sewer Repair	\$7,500.00				Jun-20
FA 75	Clean/Flush Culverts & Bridges	\$1,000.00				Jun-20
FA 80	Miscellaneous Work Activities	\$2,000.00				Jun-20
FA 85	Engineering	\$5,000.00		\$810.89		Jun-20
FA 90	Homeless Encampment Cleanup	\$5,000.00				Jun-20
TOTALS		\$100,000.00	\$0.00	\$810.89	0.8%	

Delays or Problem Areas:

Work completed during prior Fiscal Year:

Removed sediment and Vegetation control from Oakey DB and Meadows DB. Vegetation control and repair spalling in the spillway in the Meadows DB. Routine maintenance work activities.

Work to be completed during current Fiscal Year:

Continue to repair and clean storm drain facilities. Remove sediment and vegetation from the detention basins. Repair embankment erosions in the detention basins. Routine maintenance work activities.

Consultant/Contractor: N/A
 Project Manager: Oh Sang Kwon, P.E./Matthew Meyer, P.E. Phone Number: 702-229-6541

**REGIONAL FLOOD CONTROL DISTRICT
MAINTENANCE WORK PROGRAM
FIRST QUARTER - FY 2019-20**

MWP Facility #: LV56
 Facility Name: Washington Ave/Las Vegas Creek System
 MP Facility ID: LCLT 0000 - 0034, WAPR 0000 - 0132, FWRR 0000-0010
FWUP 0000 - 0100, LVWH 0086 - 0484, FWR2 0000-0020
FW15 0000 - 0301, FWOK 0000 - 0100, FWWL 0000,
FWCH 0000 - 0060, FWSH 0000, LCCH 0513 - 0543,
LCLO 0000 - 0054, WAGC 0000 - 0060, CHRA 0000 - 0014

Entity: City of Las Vegas
 Date Prepared: 10/28/2019

Force Account/Contract	Activity	Work Plan Amount (\$)	Amended Work Plan Amount (\$)	Expended To Date (\$)	Percent Complete	Scheduled Completion Date *
FA 03	Facility Assessment and Inventory	\$10,000.00				Jun-20
FA 05	Inspect Channels	\$10,000.00				Jun-20
	06 Inspect Levees/Detention and Debris Basins	\$2,000.00				Jun-20
	08 Species Survey and Removal					
FA 10	Clean and Reshape Channels/Levees	\$57,500.00				Jun-20
FA 15	Repair Lined Channel	\$50,000.00				Jun-20
	20 Erosion Control and Repair	\$5,000.00				Jun-20
	21 Provide/Maintain Dust Control					
	25 Clean Detention Debris Basins	\$10,000.00				Jun-20
	35 Fence Repair	\$5,000.00		\$1,850.00		Jun-20
	40 Vegetation Control - Chemical	\$2,000.00				Jun-20
	45 Vegetation Control - Mechanical	\$2,000.00				Jun-20
	50 Maintain Access Road	\$1,000.00				Jun-20
FA 55	Clean & Inspect Inlet/Outlet Structures	\$20,000.00				Jun-20
FA 60	Repair Inlet/Outlet Structures	\$5,000.00				Jun-20
FA 65	Clean Storm Sewer Lines	\$10,000.00				Jun-20
FA 70	Storm Sewer Repair	\$7,500.00				Jun-20
FA 75	Clean/Flush Culverts & Bridges	\$5,000.00				Jun-20
FA 80	Miscellaneous Work Activities	\$5,000.00				Jun-20
FA 85	Engineering	\$8,000.00				Jun-20
FA 90	Homeless Encampment Cleanup	\$10,000.00				Jun-20
TOTALS		\$225,000.00	\$0.00	\$1,850.00	0.8%	

Delays or Problem Areas:

Work completed during prior Fiscal Year:

Removed and cleared vegetation from the Rainbow Detention Basins. Removed sediments and cleared vegetation from the Freeway Channel openings along I-15 and Veterans Memorial Drive. Routine maintenance work activities.

Work to be completed during current Fiscal Year:

Install trash racks in Rainbow DB inlet and outlet pipe. Install trash rack on FW150214. Remove sediments and clear vegetation from the Freeway Channel openings along I-15 and Veterans Memorial Drive. Clean Las Vegas Creek Channel. Routine maintenance work activities.

Consultant/Contractor: N/A
 Project Manager: Oh Sang Kwon, P.E./Matthew Meyer, P.E. Phone Number: 702-229-6541

**REGIONAL FLOOD CONTROL DISTRICT
MAINTENANCE WORK PROGRAM
FIRST QUARTER - FY 2019-20**

MWP Facility #: LV57
 Facility Name: US95/OuterBeltway/Ann Road System
 MP Facility ID: RCHO 0000 - 0071, ANWE 0127 - 0385, CNWE 0020-0314
RCHB 0171 - 0275, RCHB 0120, RCHB 0000-0083, RCBC 0000-0140
EKDB 0000 - 0070, GOAN 0000 - 0061, GOAN 0065-0127
CNGT 0000 - 0247, CNKC 0000 - 0050, LVMD 2324 - 2789
EKHU 0000 - 0023, BCHU 0000 - 0054, ANRB 0000-0050
MSNV 0000, LVMJ 0000-0100, LVDE 0000-0027, MOHU 0167-0180
CN95 0000 - 0333, EKBU 0000, LVMD 3313-3316
RACO 0000-0064, BRDB 0000-0058, TSDB 0000-0012

Entity: City of Las Vegas
 Date Prepared: 10/28/2019

Force Account/Contract	Activity	Work Plan Amount (\$)	Amended Work Plan Amount (\$)	Expended To Date (\$)	Percent Complete	Scheduled Completion Date
FA 03	Facility Assessment and Inventory	\$10,000.00	\$10,000.00			Jun-20
05	Inspect Channels	\$5,000.00	\$5,000.00			Jun-20
06	Inspect Levees/Detention and Debris Basins	\$5,000.00	\$5,000.00			Jun-20
08	Species Survey and Removal	\$2,000.00	\$2,000.00			Jun-20
10	Clean and Reshape Channels/Levees	\$5,000.00	\$5,000.00			Jun-20
FA 15	Repair Lined Channel	\$50,000.00	\$50,000.00			Jun-20
FA 20	Erosion Control and Repair	\$105,000.00	\$55,000.00			Jun-20
FA 21	Provide/Maintain Dust Control	\$50,000.00	\$50,000.00			Jun-20
FA 25	Clean Detention Debris Basins	\$395,000.00	\$375,000.00			Jun-20
FA 35	Fence Repair	\$20,000.00	\$20,000.00	\$7,112.45		Jun-20
40	Vegetation Control - Chemical	\$5,000.00	\$5,000.00			Jun-20
45	Vegetation Control - Mechanical	\$5,000.00	\$5,000.00			Jun-20
FA 50	Maintain Access Road	\$50,000.00	\$100,000.00	\$77,781.73		Jun-20
FA 55	Clean & Inspect Inlet/Outlet Structures	\$20,000.00	\$20,000.00			Jun-20
FA 60	Repair Inlet/Outlet Structures	\$100,000.00	\$70,000.00			Jun-20
FA 65	Clean Storm Sewer Lines	\$20,000.00	\$20,000.00			Jun-20
FA 70	Storm Sewer Repair	\$20,000.00	\$20,000.00			Jun-20
FA 75	Clean/Flush Culverts & Bridges	\$10,000.00	\$10,000.00			Jun-20
FA 80	Miscellaneous Work Activities	\$10,000.00	\$30,000.00	\$23,811.25		Jun-20
FA 85	Engineering	\$8,000.00	\$38,000.00	\$19,887.86		Jun-20
FA 90	Homeless Encampment Cleanup	\$5,000.00	\$5,000.00			Jun-20
TOTALS		\$900,000.00	\$900,000.00	\$128,593.29	14.3%	

Delays or Problem Areas:

Work completed during prior Fiscal Year:

Removed debris, sediment, and vegetation control in various detention basins. Repaired inlet erosion in Floyd Lamb DB. Routine maintenance work activities.

Work to be completed during current Fiscal Year:

Sediment and vegetation removal from the detention basins. Add access block to Skye Canyon DB1. Inspect and repair CC215 Channel. Routine maintenance work activities.

Consultant/Contractor: N/A

Project

Manager: Oh Sang Kwon, P.E./Matthew Meyer, P.E. Phone Number: 702-229-6541

REGIONAL FLOOD CONTROL DISTRICT
 MAINTENANCE WORK PROGRAM
 QUARTERLY STATUS REPORT - FY 2019-2020

RFCD

2019 OCT 31 PM 1:38

MWP Facility #: ME01
 Facility Name: Mesquite Town Wash
 MP Facility ID: TOWA 0000-0201


Entity: City of Mesquite
 Date Prepared: 10/24/2019
 Quarter: 1st Jul/Aug/Sep 19

Force Account/Contract	Activity	Approved Work Plan Amount (\$)	Amended Work Plan Amount (\$)	Expended To Date (\$)	Percent Complete	Scheduled Completion Date
	03 Facility Assessment and Inventory					
	05 Inspect Channels	\$ 300.00		\$ 89.80		
	06 Inspect Levees/Detention and Debris Basins					
	08 Species Survey and Removal					
	10 Clean and Reshape Channels/Levees	\$ 6,900.00		\$ 913.80		
	15 Repair Lined Channel	\$ 3,000.00				
	20 Erosion Control and Repair					
	21 Provide/Maintain Dust Control					
	25 Clean Detention Debris Basins					
	35 Fence Repair					
	40 Vegetation Control - Chemical	\$ 3,800.00		\$ -		
	45 Vegetation Control - Mechanical	\$ 2,000.00		\$ -		
	50 Maintain Access Road					
	55 Clean & Inspect Inlet/Outlet Structures					
	60 Repair Inlet/Outlet Structures					
	65 Clean Storm Sewer Lines					
	70 Storm Sewer Repair					
	75 Clean/Flush Culverts & Bridges					
	80 Miscellaneous Work Activities	\$ 3,000.00		\$ -		
	85 Engineering					
	90 Homeless Encampment Cleanup					
	TOTALS	\$19,000.00	\$0.00	\$1,003.60	5%	30-Jun-20

Delays or problem areas:

Work completed during current quarter:

Work to be completed during next quarter:

Consultant/ Contractor: N/A
 Project Manager: 
 Travis H. Anderson P.E - PW Director
 Phone Number: 702-346-5237

REGIONAL FLOOD CONTROL DISTRICT
 MAINTENANCE WORK PROGRAM
 QUARTERLY STATUS REPORT - FY 2019-2020

MWP Facility #: ME02
 Facility Name: Abbott Wash Channel
 MP Facility ID: ABWA 0000-0233

Entity: City of Mesquite
 Date Prepared: 10/24/2019
 Quarter: 1st Jul/Aug/Sep 19

Force Account/Contract	Activity	Approved Work Plan Amount (\$)	Amended Work Plan Amount (\$)	Expended To Date (\$)	Percent Complete	Scheduled Completion Date
	03 Facility Assessment and Inventory					
	05 Inspect Channels	\$ 300.00		\$ 89.80		
	06 Inspect Levees/Detention and Debris Basins					
	08 Species Survey and Removal					
	10 Clean and Reshape Channels/Levees	\$ 3,000.00		\$ -		
	15 Repair Lined Channel					
	20 Erosion Control and Repair	\$ 3,000.00		\$ -		
	21 Provide/Maintain Dust Control	\$ 2,000.00		\$ -		
	25 Clean Detention Debris Basins					
	35 Fence Repair					
	40 Vegetation Control - Chemical	\$ 2,500.00		\$ -		
	45 Vegetation Control - Mechanical	\$ 1,000.00		\$ -		
	50 Maintain Access Road					
	55 Clean & Inspect Inlet/Outlet Structures					
	60 Repair Inlet/Outlet Structures					
	65 Clean Storm Sewer Lines					
	70 Storm Sewer Repair					
	75 Clean/Flush Culverts & Bridges	\$ 500.00		\$ -		
	80 Miscellaneous Work Activities	\$ 2,000.00		\$ -		
	85 Engineering					
	90 Homeless Encampment Cleanup					
	TOTALS	\$14,300.00	\$0.00	\$89.80	1%	30-Jun-20

Delays or problem areas:

Work completed during current quarter:

Work to be completed during next quarter:

Consultant/ Contractor: N/A
 Project Manager: *Travis H. Anderson*
 Travis H. Anderson P.E - PW Director
 Phone Number: 702-346-5237

REGIONAL FLOOD CONTROL DISTRICT
 MAINTENANCE WORK PROGRAM
 QUARTERLY STATUS REPORT - FY 2019-2020

MWP Facility #: ME04
 Facility Name: Town Wash Detention Basin
 MP Facility ID: TOWA 0237-0267 & MNTP 0000


Entity: City of Mesquite
 Date Prepared: 10/24/2019
 Quarter: 1st Jul/Aug/Sep 19

Force Account/Contract	Activity	Approved Work Plan Amount (\$)	Amended Work Plan Amount (\$)	Expended To Date (\$)	Percent Complete	Scheduled Completion Date
	03 Facility Assessment and Inventory					
	05 Inspect Channels					
	06 Inspect Levees/Detention and Debris Basins	\$ 2,600.00		\$ 350.00		
	08 Species Survey and Removal					
	10 Clean and Reshape Channels/Levees					
	15 Repair Lined Channel					
	20 Erosion Control and Repair					
	21 Provide/Maintain Dust Control	\$ 4,000.00		\$ -		
	25 Clean Detention Debris Basins	\$ 600,000.00		\$ 541,300.00		
	35 Fence Repair					
	40 Vegetation Control - Chemical					
	45 Vegetation Control - Mechanical					
	50 Maintain Access Road	\$ 800.00		\$ -		
	55 Clean & Inspect Inlet/Outlet Structures	\$ 1,000.00		\$ 120.88		
	60 Repair Inlet/Outlet Structures					
	65 Clean Storm Sewer Lines					
	70 Storm Sewer Repair					
	75 Clean/Flush Culverts & Bridges					
	80 Miscellaneous Work Activities	\$ 4,000.00		\$ -		
	85 Engineering	\$ 5,000.00		\$ 2,395.00		
	90 Homeless Encampment Cleanup					
	TOTALS	\$617,400.00	\$0.00	\$544,165.88	88%	30-Jun-20

Delays or problem areas:

Work completed during current quarter:

Work to be completed during next quarter:

Consultant/ Contractor: N/A
 Project Manager: 
 Travis H. Anderson P.E. - PW Director
 Phone Number: 702-346-5237

REGIONAL FLOOD CONTROL DISTRICT
 MAINTENANCE WORK PROGRAM
 QUARTERLY STATUS REPORT - FY 2019-2020

MWP Facility #: ME07
 Facility Name: Pulsipher Wash
 MP Facility ID: PUWA 0000-0164

Entity: City of Mesquite
 Date Prepared: 10/24/2019
 Quarter: 1st Jul/Aug/Sep 19

Force Account/ Contract	Activity	Approved Work Plan Amount (\$)	Amended Work Plan Amount (\$)	Expended To Date (\$)	Percent Complete	Scheduled Completion Date
	03 Facility Assessment and Inventory					
	05 Inspect Channels	\$ 300.00		\$ 89.80		
	06 Inspect Levees/Detention and Debris Basins					
	08 Species Survey and Removal					
	10 Clean and Reshape Channels/Levees	\$ 14,000.00		\$ -		
	15 Repair Lined Channel					
	20 Erosion Control and Repair	\$ 7,000.00		\$ -		
	21 Provide/Maintain Dust Control	\$ 2,000.00		\$ -		
	25 Clean Detention Debris Basins					
	35 Fence Repair					
	40 Vegetation Control - Chemical	\$ 2,000.00		\$ -		
	45 Vegetation Control - Mechanical	\$ 1,000.00		\$ -		
	50 Maintain Access Road					
	55 Clean & Inspect Inlet/Outlet Structures					
	60 Repair Inlet/Outlet Structures					
	65 Clean Storm Sewer Lines					
	70 Storm Sewer Repair					
	75 Clean/Flush Culverts & Bridges					
	80 Miscellaneous Work Activities	\$ 3,100.00		\$ -		
	85 Engineering					
	90 Homeless Encampment Cleanup					
	TOTALS	\$29,400.00	\$0.00	\$89.80	0%	30-Jun-20

Delays or problem areas:

Work completed during current quarter:

Work to be completed during next quarter:

Consultant/
 Contractor: N/A
 Project
 Manager: *Travis H. Anderson*
 Travis H. Anderson P.E - PW Director

Phone Number: 702-346-5237

REGIONAL FLOOD CONTROL DISTRICT
 MAINTENANCE WORK PROGRAM
 QUARTERLY STATUS REPORT - FY 2019-2020

MWP Facility #: ME08
 Facility Name: Abbott Wash Detention Basin
 MP Facility ID: ABWA 0234-0236

Entity: City of Mesquite
 Date Prepared: 10/24/2019
 Quarter: 1st Jul/Aug/Sep 19

Force Account/ Contract	Activity	Approved Work Plan Amount (\$)	Amended Work Plan Amount (\$)	Expended To Date (\$)	Percent Complete	Scheduled Completion Date
	03 Facility Assessment and Inventory					
	05 Inspect Channels					
	06 Inspect Levees/Detention and Debris Basins	\$ 2,500.00		\$ 350.00		
	08 Species Survey and Removal					
	10 Clean and Reshape Channels/Levees					
	15 Repair Lined Channel					
	20 Erosion Control and Repair	\$ 5,000.00		\$ -		
	21 Provide/Maintain Dust Control	\$ 2,000.00		\$ -		
	25 Clean Detention Debris Basins	\$ 40,000.00		\$ -		
	35 Fence Repair					
	40 Vegetation Control - Chemical	\$ 1,000.00		\$ -		
	45 Vegetation Control - Mechanical					
	50 Maintain Access Road	\$ 1,000.00		\$ -		
	55 Clean & Inspect Inlet/Outlet Structures	\$ 2,500.00		\$ -		
	60 Repair Inlet/Outlet Structures					
	65 Clean Storm Sewer Lines					
	70 Storm Sewer Repair					
	75 Clean/Flush Culverts & Bridges					
	80 Miscellaneous Work Activities	\$ 1,000.00		\$ -		
	85 Engineering	\$ 5,000.00		\$ -		
	90 Homeless Encampment Cleanup					
	TOTALS	\$60,000.00	\$0.00	\$350.00	1%	30-Jun-20

Delays or problem areas:

Work completed during current quarter:

Work to be completed during next quarter:

Consultant/
 Contractor:
 Project
 Manager:

N/A


 Travis H. Anderson P.E. - PW Director

Phone Number: 702-346-5237

REGIONAL FLOOD CONTROL DISTRICT
 MAINTENANCE WORK PROGRAM
 QUARTERLY STATUS REPORT - FY 2019-2020

MWP Facility #: ME09
 Facility Name: Pulsipher Wash Detention Basin
 MP Facility ID: PUWA 0166-0168

Entity: City of Mesquite
 Date Prepared: 10/24/2019
 Quarter: 1st Jul/Aug/Sep 19

Force Account/ Contract	Activity	Approved Work Plan Amount (\$)	Amended Work Plan Amount (\$)	Expended To Date (\$)	Percent Complete	Scheduled Completion Date
	03 Facility Assessment and Inventory					
	05 Inspect Channels					
	06 Inspect Levees/Detention and Debris Basins	\$ 2,500.00		\$ 350.00		
	08 Species Survey and Removal					
	10 Clean and Reshape Channels/Levees					
	15 Repair Lined Channel					
	20 Erosion Control and Repair	\$ 7,700.00		\$ -		
	21 Provide/Maintain Dust Control	\$ 2,000.00		\$ -		
	25 Clean Detention Debris Basins	\$ 10,000.00		\$ -		
	35 Fence Repair					
	40 Vegetation Control - Chemical	\$ 1,000.00		\$ -		
	45 Vegetation Control - Mechanical	\$ 1,000.00		\$ -		
	50 Maintain Access Road					
	55 Clean & Inspect Inlet/Outlet Structures	\$ 2,500.00		\$ -		
	60 Repair Inlet/Outlet Structures					
	65 Clean Storm Sewer Lines					
	70 Storm Sewer Repair					
	75 Clean/Flush Culverts & Bridges					
	80 Miscellaneous Work Activities	\$ 1,000.00		\$ -		
	85 Engineering	\$ 2,000.00		\$ -		
	90 Homeless Encampment Cleanup					
	TOTALS	\$29,700.00	\$0.00	\$350.00	1%	30-Jun-20

Delays or problem areas:

Work completed during current quarter:

Work to be completed during next quarter:

Consultant/ Contractor: N/A
 Project Manager: *Travis H. Anderson*
 Travis H. Anderson P.E. - PW Director
 Phone Number: 702-346-5237

**REGIONAL FLOOD CONTROL DISTRICT
MAINTENANCE WORK PROGRAM
1st Quarter, thru September 2019
FY 2019-2020**

MWP Facility #: NLV01
 Facility Name: Las Vegas Wash - "N" Channel
 MP Facility ID: LVNC 0001-0164

Entity: City of North Las Vegas
 Date Prepared: 10/30/19

Force Account/Contract	Activity	Requested Work Plan Amount (\$)	Reallocation Amount (\$)	Amended Work Plan Amount (\$)	Expended to Date (\$)	Balance Remaining (\$)	Percent Complete	Scheduled Completion Date
	3 Facility Assessment and Inventory	\$ 500.00		\$ 500.00	0.00	500.00	0%	
	5 Inspect Channels	\$ 500.00		\$ 500.00	0.00	500.00	0%	
	6 Inspect Levees/Detention Basin & Debris Basins	\$ -		\$ -	0.00	0.00		
	8 Species Survey and Removal	\$ -		\$ -	0.00	0.00		
	10 Clean and Reshape Channel/Levees	\$ 23,500.00		\$ 23,500.00	0.00	23,500.00	0%	
	15 Repair Lined Channel	\$ -		\$ -	0.00	0.00		
	20 Erosion Control and Repair	\$ -		\$ -	0.00	0.00		
	21 Provide/Maintain Dust Control	\$ 2,000.00		\$ 2,000.00	0.00	2,000.00	0%	
	25 Clean Detention/Debris Basin	\$ -		\$ -	0.00	0.00		
	35 Fence Repair	\$ 2,000.00		\$ 2,000.00	0.00	2,000.00	0%	
	40 Vegetation Control - Chemical	\$ 2,000.00		\$ 2,000.00	0.00	2,000.00	0%	
	45 Vegetation Control - Mechanical	\$ -		\$ -	0.00	0.00		
	50 Maintain Access Road	\$ 7,500.00		\$ 7,500.00	0.00	7,500.00	0%	
	55 Clean & Inspect Inlet/Outlet Structures	\$ -		\$ -	0.00	0.00		
	60 Repair Inlet/Outlet Structures	\$ -		\$ -	0.00	0.00		
	65 Clean Storm Sewer Lines	\$ 14,075.00	2,613.42	\$ 16,688.42	16,688.42	0.00	100%	
	70 Storm Sewer Repair	\$ -		\$ -	0.00	0.00		
	75 Clean/Flush Culverts & Bridges	\$ 1,500.00		\$ 1,500.00	0.00	1,500.00	0%	
	80 Miscellaneous Work Activities	\$ 24,000.00	(2,613.42)	\$ 21,386.58	0.00	21,386.58	0%	
	85 Engineering	\$ -		\$ -	0.00	0.00		
	90 Homeless Encampment Clean Up	\$ 2,500.00		\$ 2,500.00	0.00	2,500.00	0%	
	TOTALS	\$ 80,075.00	0.00	\$ 80,075.00	\$ 16,688.42	63,386.58		06/30/20

Delays or problem areas: Removed many encampments.

Work completed during prior fiscal year: Cleaned the vegetation in the concrete channel, cleaned the outlet structures and provided maintenance of access roads. Removed many homeless encampments that were charged to miscellaneous work activities.

Work to be completed during current fiscal year: Clean upper access roadway removing vegetation with mechanical equipment, clean outlet structures. Remove other vegetation and graffiti throughout. Fencing needs will be repaired. Homeless encampment clean up upon occurrence.

Consultant/
 Contractor:
 Project
 Manager: John Runks

633-1267

**REGIONAL FLOOD CONTROL DISTRICT
MAINTENANCE WORK PROGRAM
1st Quarter, thru September 2019
FY 2019-2020**

MWP Facility #: NLV02
 Facility Name: Las Vegas Wash - Middle
 MP Facility ID: LVMD 1648-1677

Entity: City of North Las Vegas
 Date Prepared: 10/30/19

Force Account/ Contract	Activity	Requested Work Plan Amount (\$)	Reallocation Amount (\$)	Amended Work Plan Amount (\$)	Expended to Date (\$)	Balance Remaining (\$)	Percent Complete	Scheduled Completion Date
	3 Facility Assessment and Inventory	\$ 500.00		\$ 500.00	0.00	500.00	0%	
	5 Inspect Channels	\$ 2,000.00		\$ 2,000.00	0.00	2,000.00	0%	
	6 Inspect Levees/Detention Basin & Debris Basins	\$ -		\$ -	0.00	0.00		
	8 Species Survey and Removal	\$ -		\$ -	0.00	0.00		
	10 Clean and Reshape Channel/Levees	\$ 23,500.00	7,486.44	\$ 30,986.44	30,986.44	0.00	100%	
	15 Repair Lined Channel	\$ -		\$ -	0.00	0.00		
	20 Erosion Control and Repair	\$ 3,500.00		\$ 3,500.00	0.00	3,500.00	0%	
	21 Provide/Maintain Dust Control	\$ 2,000.00		\$ 2,000.00	0.00	2,000.00	0%	
	25 Clean Detention/Debris Basin	\$ -		\$ -	0.00	0.00		
	35 Fence Repair	\$ 19,000.00		\$ 19,000.00	0.00	19,000.00	0%	
	40 Vegetation Control - Chemical	\$ 9,000.00		\$ 9,000.00	0.00	9,000.00	0%	
	45 Vegetation Control - Mechanical	\$ 15,000.00		\$ 15,000.00	0.00	15,000.00	0%	
	50 Maintain Access Road	\$ 17,500.00		\$ 17,500.00	0.00	17,500.00	0%	
	55 Clean & Inspect Inlet/Outlet Structures	\$ 5,000.00		\$ 5,000.00	0.00	5,000.00	0%	
	60 Repair Inlet/Outlet Structures	\$ -		\$ -	0.00	0.00		
	65 Clean Storm Sewer Lines	\$ 14,071.00		\$ 14,071.00	0.00	14,071.00	0%	
	70 Storm Sewer Repair	\$ -		\$ -	0.00	0.00		
	75 Clean/Flush Culverts & Bridges	\$ 5,000.00		\$ 5,000.00	0.00	5,000.00	0%	
	80 Miscellaneous Work Activities	\$ 36,500.00	(7,486.44)	\$ 29,013.56	4,772.77	24,240.79	16%	
	85 Engineering	\$ -		\$ -		0.00		
	90 Homeless Encampment Clean Up	\$ 25,000.00		\$ 25,000.00	4,511.03	20,488.97	18%	
	TOTALS	\$ 177,571.00	0.00	\$ 177,571.00	40,270.24	137,300.76		06/30/20

Delays or problem areas: Removed many encampments.

Work completed during prior fiscal year: Staff has completed major vegetation removal and maintenance of the access roads and cleaned the trash within the channel. Major fence repairs were required. Major homeless encampment cleanup took place.

Work to be completed during current fiscal year: Staff will clean all of the channels within and provide maintenance of all access roads. Repair fences, concrete, and erosion as needed, and remove vegetation, debris and graffiti throughout. Homeless encampment clean up upon occurrence.

Consultant/
 Contractor:
 Project
 Manager: John Runiks

633-1267

**Regional Flood Control District
Maintenance Work Program
1st Quarter, thru September 2019
FY 2019-2020**

MWP Facility #: NLV03
 Facility Name: Las Vegas Wash - King Charles Channel
 MP Facility ID: LVKC 0000-0097

Entity: City of North Las Vegas
 Date Prepared: 10/30/19

Force Account/ Contract	Activity	Requested Work Plan Amount (\$)	Reallocation Amount (\$)	Amended Work Plan Amount (\$)	Expended to Date (\$)	Balance Remaining (\$)	Percent Complete	Scheduled Completion Date
	3 Facility Assessment and Inventory	\$ 500.00		\$ 500.00	0.00	500.00	0%	
	5 Inspect Channels	\$ 500.00		\$ 500.00	0.00	500.00	0%	
	6 Inspect Levees/Detention Basin & Debris Basins	\$ -		\$ -	0.00	0.00		
	8 Species Survey and Removal	\$ -		\$ -	0.00	0.00		
	10 Clean and Reshape Channel/Levees	\$ 4,000.00	1,322.93	\$ 5,322.93	5,322.93	0.00	100%	
	15 Repair Lined Channel	\$ -		\$ -	0.00	0.00		
	20 Erosion Control and Repair	\$ 3,500.00		\$ 3,500.00	0.00	3,500.00	0%	
	21 Provide/Maintain Dust Control	\$ -		\$ -	0.00	0.00		
	25 Clean Detention/Debris Basin	\$ -		\$ -	0.00	0.00		
	35 Fence Repair	\$ 2,000.00		\$ 2,000.00	0.00	2,000.00	0%	
	40 Vegetation Control - Chemical	\$ 3,000.00		\$ 3,000.00	0.00	3,000.00	0%	
	45 Vegetation Control - Mechanical	\$ -		\$ -	0.00	0.00		
	50 Maintain Access Road	\$ 1,000.00		\$ 1,000.00	0.00	1,000.00	0%	
	55 Clean & Inspect Inlet/Outlet Structures	\$ -		\$ -	0.00	0.00		
	60 Repair Inlet/Outlet Structures	\$ -		\$ -	0.00	0.00		
	65 Clean Storm Sewer Lines	\$ 14,071.00		\$ 14,071.00	2,275.63	11,795.47	16%	
	70 Storm Sewer Repair	\$ -		\$ -	0.00	0.00		
	75 Clean/Flush Culverts & Bridges	\$ 2,000.00		\$ 2,000.00	0.00	2,000.00	0%	
	80 Miscellaneous Work Activities	\$ 26,500.00	(1,322.93)	\$ 25,177.07	0.00	25,177.07	0%	
	85 Engineering	\$ -		\$ -	0.00	0.00		
	90 Homeless Encampment Clean Up	\$ 13,000.00		\$ 13,000.00	0.00	13,000.00	0%	
	TOTALS	70,071.00	0.00	\$ 70,071.00	\$ 7,598.46	62,472.54		06/30/20

Delays or problem areas: Removed many encampments.

Work completed during prior fiscal year: General maintenance was completed. Removed several homeless encampments.

Work to be completed during current fiscal year: Clean vegetation, graffiti and debris from the channel, repair fencing as needed, and clean inlets and outlets. Homeless encampment clean up upon occurrence.

Consultant/
 Contractor:
 Project
 Manager: John Runits

633-1267

**Regional Flood Control District
Maintenance Work Program
1st Quarter, thru September 2019
FY 2019-2020**

MWP Facility #: NLV04
 Facility Name: Vandenberg Detention Basin
 MP Facility ID: RWWE 0055-0350, RWWE 0363, RWRR 0000-0092,
 RWWA 0000-0104, RWLA 0000-0047, RWCC 0000

Entity: City of North Las Vegas
 Date Prepared: 10/30/19

Force Account/ Contract	Activity	Requested Work Plan Amount (\$)	Reallocation Amount (\$)	Amended Work Plan Amount (\$)	Expended to Date (\$)	Balance Remaining (\$)	Percent Complete	Scheduled Completion Date
	3 Facility Assessment and Inventory	\$ 500.00		\$ 500.00	0.00	500.00	0%	
	5 Inspect Channels	\$ 500.00		\$ 500.00	0.00	500.00	0%	
	6 Inspect Levees/Detention Basin & Debris Basins	\$ 1,500.00		\$ 1,500.00	0.00	1,500.00	0%	
	8 Species Survey and Removal	\$ -		\$ -	0.00	0.00		
	10 Clean and Reshape Channel/Levees	\$ 4,000.00		\$ 4,000.00	0.00	4,000.00	0%	
	15 Repair Lined Channel	\$ 180,073.00	(10,800.00)	\$ 169,273.00	0.00	169,273.00	0%	
	20 Erosion Control and Repair	\$ 13,000.00		\$ 13,000.00	0.00	13,000.00	0%	
	21 Provide/Maintain Dust Control	\$ 10,000.00		\$ 10,000.00	0.00	10,000.00	0%	
	25 Clean Detention/Debris Basin	\$ 8,000.00		\$ 8,000.00	0.00	8,000.00	0%	
	35 Fence Repair	\$ 13,000.00		\$ 13,000.00	0.00	13,000.00	0%	
	40 Vegetation Control - Chemical	\$ 5,000.00		\$ 5,000.00	1,069.45	3,930.55	21%	
	45 Vegetation Control - Mechanical	\$ 1,000.00		\$ 1,000.00	0.00	1,000.00	0%	
	50 Maintain Access Road	\$ 1,500.00		\$ 1,500.00	0.00	1,500.00	0%	
	55 Clean & Inspect Inlet/Outlet Structures	\$ -		\$ -	0.00	0.00		
	60 Repair Inlet/Outlet Structures	\$ -		\$ -	0.00	0.00		
	65 Clean Storm Sewer Lines	\$ 14,071.00		\$ 14,071.00	5,855.06	8,215.94	42%	
	70 Storm Sewer Repair	\$ -		\$ -	0.00	0.00		
	75 Clean/Flush Culverts & Bridges	\$ 3,500.00		\$ 3,500.00	0.00	3,500.00	0%	
	80 Miscellaneous Work Activities	\$ 23,000.00		\$ 23,000.00	4,506.47	18,493.53	20%	
	85 Engineering	\$ -		\$ -	0.00	0.00		
	90 Homeless Encampment Clean Up	\$ 2,500.00		\$ 2,500.00	0.00	2,500.00	0%	
	TOTALS	\$ 281,144.00	(10,800.00)	\$ 270,344.00	\$ 11,430.98	258,913.02		06/30/20

Delays or problem areas: Removed many encampments.

Work completed during prior fiscal year: Staff provided erosion control, dust control, fence repairs and vegetation removal along embankment slopes and access roads. Staff cleaned, inspected and maintained channels, inlet and outlet structures, and removed debris and graffiti as needed. Due to the high cost of replacement in NLV 4 staff will continue to repair the damaged concrete in smaller sections.

Work to be completed during current fiscal year: Staff will continue to provide erosion control, dust control, fence repairs and vegetation removal along embankment slopes and access roads. Staff will clean, inspect and maintain channels, inlet and outlet structures, and remove debris and graffiti as needed. First phase of estimated three phases to remove and replace the concrete on lined channel for Vandenberg Channel between Lone Mountain & Craig Road. Homeless encampment clean up upon occurrence.

Consultant/
 Contractor:
 Project
 Manager: John Runiks

633-1267

**Regional Flood Control District
Maintenance Work Program
1st Quarter, thru September 2019
FY 2019-2020**

MWP Facility #: NLV05
 Facility Name: North Las Vegas Detention Basin
 MP Facility ID: LVUP 0388-0405, EKEA 0000,0013

Entity: City of North Las Vegas
 Date Prepared: 10/30/19

Force Account/ Contract	Activity	Requested Work Plan Amount (\$)	Reallocation Amount (\$)	Amended Work Plan Amount (\$)	Expended to Date (\$)	Balance Remaining (\$)	Percent Complete	Scheduled Completion Date
	3 Facility Assessment and Inventory	\$ 500.00		\$ 500.00	0.00	500.00	0%	
	5 Inspect Channels	\$ 500.00		\$ 500.00	0.00	500.00	0%	
	6 Inspect Levees/Detention Basin & Debris Basins	\$ 4,500.00		\$ 4,500.00	0.00	4,500.00	0%	
	8 Species Survey and Removal	\$ -		\$ -	0.00	0.00		
	10 Clean and Reshape Channel/Levees	\$ -		\$ -	0.00	0.00		
	15 Repair Lined Channel	\$ -		\$ -	0.00	0.00		
	20 Erosion Control and Repair	\$ -		\$ -	0.00	0.00		
	21 Provide/Maintain Dust Control	\$ 20,000.00		\$ 20,000.00	0.00	20,000.00	0%	
	25 Clean Detention/Debris Basin	\$ 80,000.00	(30,000.00)	\$ 50,000.00	0.00	50,000.00	0%	
	35 Fence Repair	\$ 4,000.00		\$ 4,000.00	0.00	4,000.00	0%	
	40 Vegetation Control - Chemical	\$ -		\$ -	0.00	0.00		
	45 Vegetation Control - Mechanical	\$ 43,000.00		\$ 43,000.00	0.00	43,000.00	0%	
	50 Maintain Access Road	\$ 2,000.00		\$ 2,000.00	0.00	2,000.00	0%	
	55 Clean & Inspect Inlet/Outlet Structures	\$ 3,500.00		\$ 3,500.00	0.00	3,500.00	0%	
	60 Repair Inlet/Outlet Structures	\$ -		\$ -	0.00	0.00		
	65 Clean Storm Sewer Lines	\$ -		\$ -	0.00	0.00		
	70 Storm Sewer Repair	\$ -		\$ -	0.00	0.00		
	75 Clean/Flush Culverts & Bridges	\$ -		\$ -	0.00	0.00		
	80 Miscellaneous Work Activities	\$ 21,500.00		\$ 21,500.00	277.73	21,222.27	1%	
	85 Engineering	\$ -		\$ -	0.00	0.00		
	90 Homeless Encampment Clean Up	\$ -		\$ -	0.00	0.00		
	TOTALS	\$ 179,500.00	(30,000.00)	\$ 149,500.00	\$ 277.73	149,222.27		06/30/20

Delays or problem areas: Excessive fence penetrations from offroad vehicles causing extensive repairs.

Work completed during prior fiscal year: Staff provided erosion control, dust control as needed, fence repairs as needed, provided vegetation removal, cleaned inlets and outlets and maintained access roads.

Work to be completed during current fiscal year: Staff will provide erosion control, maintain dust control, maintain access roads, clean outlets and inlets, remove vegetation and graffiti, and provide fence repairs.

Consultant/
 Contractor:
 Project
 Manager: John Runiks

633-1267

**Regional Flood Control District
Maintenance Work Program
1st Quarter, thru September 2019
FY 2019-2020**

MWP Facility #: NLV08
 Facility Name: Upper Las Vegas Wash Detention Basin and Moccasin Levee
 MP Facility ID: LVUP 0908-1077

Entity: City of North Las Vegas
 Date Prepared: 10/30/19

Force Account/Contract	Activity	Requested Work Plan Amount (\$)	Reallocation Amount (\$)	Amended Work Plan Amount (\$)	Expended to Date (\$)	Balance Remaining (\$)	Percent Complete	Scheduled Completion Date
	3 Facility Assessment and Inventory	\$ 500.00		\$ 500.00	0.00	500.00	0%	
	5 Inspect Channels	\$ 500.00		\$ 500.00	0.00	500.00	0%	
	6 Inspect Levees/Detention Basin & Debris Basins	\$ 5,500.00		\$ 5,500.00	0.00	5,500.00	0%	
	8 Species Survey and Removal	\$ 3,000.00		\$ 3,000.00	0.00	3,000.00	0%	
	10 Clean and Reshape Channel/Levees	\$ 8,000.00		\$ 8,000.00	0.00	8,000.00	0%	
	15 Repair Lined Channel	\$ -		\$ -	0.00	0.00		
	20 Erosion Control and Repair	\$ 40,000.00		\$ 40,000.00	0.00	40,000.00	0%	
	21 Provide/Maintain Dust Control	\$ 20,000.00		\$ 20,000.00	0.00	20,000.00	0%	
	25 Clean Detention/Debris Basin	\$ 40,000.00		\$ 40,000.00	0.00	40,000.00	0%	
	35 Fence Repair	\$ 4,500.00		\$ 4,500.00	0.00	4,500.00	0%	
	40 Vegetation Control - Chemical	\$ 3,000.00		\$ 3,000.00	0.00	3,000.00	0%	
	45 Vegetation Control - Mechanical	\$ 5,500.00		\$ 5,500.00	0.00	5,500.00	0%	
	50 Maintain Access Road	\$ 1,500.00		\$ 1,500.00	0.00	1,500.00	0%	
	55 Clean & Inspect Inlet/Outlet Structures	\$ -		\$ -	0.00	0.00		
	60 Repair Inlet/Outlet Structures	\$ -		\$ -	0.00	0.00		
	65 Clean Storm Sewer Lines	\$ -		\$ -	0.00	0.00		
	70 Storm Sewer Repair	\$ -		\$ -	0.00	0.00		
	75 Clean/Flush Culverts & Bridges	\$ -		\$ -	0.00	0.00		
	80 Miscellaneous Work Activities	\$ 20,500.00		\$ 20,500.00	6,367.19	14,132.81	31%	
	85 Engineering	\$ -		\$ -	0.00	0.00		
	90 Homeless Encampment Clean Up	\$ -		\$ -	0.00	0.00		
	TOTALS	\$ 152,500.00	0.00	\$ 152,500.00	\$ 6,367.19	146,132.81		06/30/20

Delays or problem areas: Continued to work with Las Vegas to remove debris being dumped. Due to Tule Springs development we have seen an increased amount of offroad vehicles in this area.

Work completed during prior fiscal year: Staff provided erosion control, dust control as needed, fence repairs, vegetation removal, cleaned inlet and outlet structures, maintained access roads and provided scheduled maintenance on the levee. Created an access road per Regional flood request. Major erosion repairs.

Work to be completed during current fiscal year: Staff will continue erosion repairs on north side of levee, bottom of DB, and along Decatur; silt build-up inside DB and grading of inside basin access road; and vandalism in outlet structure. Staff will provide erosion and dust control, remove vegetation, provide fence repairs, clean outlets and inlets, maintain access roads and inspect/monitor levee.

Consultant/
 Contractor:
 Project
 Manager: John Runiks

633-1267

**Regional Flood Control District
Maintenance Work Program
1st Quarter, thru September 2019
FY 2019-2020**

MWP Facility #: NLV07
 Facility Name: Carey/Lake Mead Detention Basin
 MP Facility ID: LVLM 0000-0270, LVCS 0000-0050

Entity: City of North Las Vegas
 Date Prepared: 10/30/19

Force Account/Contract	Activity	Requested Work Plan Amount (\$)	Reallocation Amount (\$)	Amended Work Plan Amount (\$)	Expended to Date (\$)	Balance Remaining (\$)	Percent Complete	Scheduled Completion Date
	3 Facility Assessment and Inventory	\$ 500.00		\$ 500.00	0.00	500.00	0%	
	5 Inspect Channels	\$ -		\$ -	0.00	0.00		
	6 Inspect Levees/Detention Basin & Debris Basins	\$ 1,800.00		\$ 1,800.00	0.00	1,800.00	0%	
	8 Species Survey and Removal	\$ 1,500.00		\$ 1,500.00	0.00	1,500.00	0%	
	10 Clean and Reshape Channel/Levees	\$ -		\$ -	0.00	0.00		
	15 Repair Lined Channel	\$ -		\$ -	0.00	0.00		
	20 Erosion Control and Repair	\$ 15,000.00		\$ 15,000.00	0.00	15,000.00	0%	
	21 Provide/Maintain Dust Control	\$ 10,000.00		\$ 10,000.00	0.00	10,000.00	0%	
	25 Clean Detention/Debris Basin	\$ 12,000.00	56,875.37	\$ 68,875.37	68,875.37	0.00	100%	
	35 Fence Repair	\$ 6,500.00		\$ 6,500.00	0.00	6,500.00	0%	
	40 Vegetation Control - Chemical	\$ 5,000.00		\$ 5,000.00	1,654.64	3,345.36	33%	
	45 Vegetation Control - Mechanical	\$ 10,000.00		\$ 10,000.00	4,944.49	5,055.51	49%	
	50 Maintain Access Road	\$ -		\$ -	0.00	0.00		
	55 Clean & Inspect Inlet/Outlet Structures	\$ 5,000.00		\$ 5,000.00	0.00	5,000.00	0%	
	60 Repair Inlet/Outlet Structures	\$ -		\$ -	0.00	0.00		
	65 Clean Storm Sewer Lines	\$ 14,071.00		\$ 14,071.00	1,962.38	12,108.62	14%	
	70 Storm Sewer Repair	\$ -		\$ -	0.00	0.00		
	75 Clean/Flush Culverts & Bridges	\$ 2,000.00		\$ 2,000.00	0.00	2,000.00	0%	
	80 Miscellaneous Work Activities	\$ 19,700.00		\$ 19,700.00	1,142.50	18,557.50	6%	
	85 Engineering	\$ -		\$ -	0.00	0.00		
	90 Homeless Encampment Clean Up	\$ 3,500.00		\$ 3,500.00	0.00	3,500.00	0%	
	TOTALS	\$ 106,571.00	56,875.37	\$ 163,446.37	\$ 78,579.38	84,866.99		06/30/20

Delays or problem areas: Removed many encampments.

Work completed during prior fiscal year: Staff provided erosion control, cleaned trash and debris, and removed vegetation from rocky areas. Fencing was repaired, cleaned outlet structures, maintained access road, and provided major dust control. Homeless encampment clean up upon occurrence.

Work to be completed during current fiscal year: Staff will provide dust control, vegetation removal, and repair damage fencing as needed. Clean along perimeter fence, and repair erosion along outer slopes. Boxes will be cleaned. Homeless encampment clean up upon occurrence.

Consultant/
 Contractor:
 Project
 Manager: John Runks

633-1267

**Regional Flood Control District
Maintenance Work Program
1st Quarter, thru September 2019
FY 2019-2020**

MWP Facility #: NLV08
 Facility Name: Gowan Outfall Channel
 MP Facility ID: GOOF 0000-0224, GOCR 0000-0080,
 GOLO 0000-0100

Entity: City of North Las Vegas
 Date Prepared: 10/30/19

Force Account/ Contract	Activity	Requested Work Plan Amount (\$)	Reallocation Amount (\$)	Amended Work Plan Amount (\$)	Expended to Date (\$)	Balance Remaining (\$)	Percent Complete	Scheduled Completion Date
	3 Facility Assessment and Inventory	\$ 500.00		\$ 500.00	0.00	500.00	0%	
	5 Inspect Channels	\$ 500.00		\$ 500.00	0.00	500.00	0%	
	6 Inspect Levees/Detention Basin & Debris Basins	\$ -		\$ -	0.00	0.00		
	8 Species Survey and Removal	\$ -		\$ -	0.00	0.00		
	10 Clean and Reshape Channel/Levees	\$ 3,500.00		\$ 3,500.00	0.00	3,500.00	0%	
	15 Repair Lined Channel	\$ -		\$ -	0.00	0.00		
	20 Erosion Control and Repair	\$ -		\$ -	0.00	0.00		
	21 Provide/Maintain Dust Control	\$ -		\$ -	0.00	0.00		
	25 Clean Detention/Debris Basin	\$ -		\$ -	0.00	0.00		
	35 Fence Repair	\$ 7,500.00		\$ 7,500.00	0.00	7,500.00	0%	
	40 Vegetation Control - Chemical	\$ 3,000.00		\$ 3,000.00	0.00	3,000.00	0%	
	45 Vegetation Control - Mechanical	\$ 3,000.00		\$ 3,000.00	0.00	3,000.00	0%	
	50 Maintain Access Road	\$ -		\$ -	0.00	0.00		
	55 Clean & Inspect Inlet/Outlet Structures	\$ -		\$ -	0.00	0.00		
	60 Repair Inlet/Outlet Structures	\$ -		\$ -	0.00	0.00		
	65 Clean Storm Sewer Lines	\$ 14,071.00		\$ 14,071.00	0.00	14,071.00	0%	
	70 Storm Sewer Repair	\$ -		\$ -	0.00	0.00		
	75 Clean/Flush Culverts & Bridges	\$ 8,000.00		\$ 8,000.00	0.00	8,000.00	0%	
	80 Miscellaneous Work Activities	\$ 24,000.00		\$ 24,000.00	0.00	24,000.00	0%	
	85 Engineering	\$ -		\$ -	0.00	0.00		
	90 Homeless Encampment Clean Up	\$ 10,000.00		\$ 10,000.00	0.00	10,000.00	0%	
	TOTALS	\$ 74,071.00	0.00	\$ 74,071.00	\$ -	74,071.00		06/30/20

Delays or problem areas: Responded to many major encampments.

Work completed during prior fiscal year: Repaired fencing, provided vegetation removal using mower, and maintained access roads. Homeless encampment clean up upon occurrence

Work to be completed during current fiscal year: Staff will remove any trash and debris, repair fencing, maintain access roads, remove vegetation and graffiti and clean inlet and outlet structures. Homeless encampment clean up upon occurrence.

Consultant/
 Contractor: _____
 Project
 Manager: John Runiks

633-1267

**Regional Flood Control District
Maintenance Work Program
1st Quarter, thru September 2019
FY 2019-2020**

MWP Facility #: NLV10
 Facility Name: Upper Las Vegas Wash
 MP Facility ID: LVUP 0446-0493

Entity: City of North Las Vegas
 Date Prepared: 10/30/19

Force Account/Contract	Activity	Requested Work Plan Amount (\$)	Reallocation Amount (\$)	Amended Work Plan Amount (\$)	Expended to Date (\$)	Balance Remaining (\$)	Percent Complete	Scheduled Completion Date
	3 Facility Assessment and Inventory	\$ 500.00		\$ 500.00	0.00	500.00	0%	
	5 Inspect Channels	\$ 500.00		\$ 500.00	0.00	500.00	0%	
	6 Inspect Levees/Detention Basin & Debris Basins	\$ -		\$ -	0.00	0.00		
	8 Species Survey and Removal	\$ -		\$ -	0.00	0.00		
	10 Clean and Reshape Channel/Levees	\$ -		\$ -	0.00	0.00		
	15 Repair Lined Channel	\$ -		\$ -	0.00	0.00		
	20 Erosion Control and Repair	\$ -		\$ -	0.00	0.00		
	21 Provide/Maintain Dust Control	\$ -		\$ -	0.00	0.00		
	25 Clean Detention/Debris Basin	\$ -		\$ -	0.00	0.00		
	35 Fence Repair	\$ -		\$ -	0.00	0.00		
	40 Vegetation Control - Chemical	\$ -		\$ -	0.00	0.00		
	45 Vegetation Control - Mechanical	\$ -		\$ -	0.00	0.00		
	50 Maintain Access Road	\$ -		\$ -	0.00	0.00		
	55 Clean & Inspect Inlet/Outlet Structures	\$ -		\$ -	0.00	0.00		
	60 Repair Inlet/Outlet Structures	\$ -		\$ -	0.00	0.00		
	65 Clean Storm Sewer Lines	\$ -	4,670.53	\$ 4,670.53	4,670.53	0.00	100%	
	70 Storm Sewer Repair	\$ -		\$ -	0.00	0.00		
	75 Clean/Flush Culverts & Bridges	\$ -		\$ -	0.00	0.00		
	80 Miscellaneous Work Activities	\$ 22,000.00	(4,670.53)	\$ 17,329.47	514.09	16,815.38	3%	
	85 Engineering	\$ -		\$ -	0.00	0.00		
	90 Homeless Encampment Clean Up	\$ -		\$ -	0.00	0.00		
	TOTALS	\$ 23,000.00	0.00	\$ 23,000.00	\$ 5,184.62	17,815.38		06/30/20

Delays or problem areas: Foot traffic and minor offroad vehicle traffic have been noticed due to increase in surrounding development.

Work completed during prior fiscal year: Staff provided erosion control, dust control, and removed vegetation.

Work to be completed during current fiscal year: Staff will remove any debris and trash, and remove vegetation and provide erosion and dust control within the channel. Maintain restricted access roads by clearing out any vegetation and adding any regrinds to mitigate any dust activities.

Consultant/
 Contractor:
 Project
 Manager: John Runiks

833-1287

53

**Regional Flood Control District
Maintenance Work Program
1st Quarter, thru September 2019
FY 2019-2020**

MWP Facility #: NLV11
 Facility Name: Clayton Street Channel
 MP Facility ID: LV03 0000-0131, LVSM 0000-0109

Entity: City of North Las Vegas
 Date Prepared: 10/30/19

Force Account/ Contract	Activity	Requested Work Plan Amount (\$)	Reallocation Amount (\$)	Amended Work Plan Amount (\$)	Expended to Date (\$)	Balance Remaining (\$)	Percent Complete	Scheduled Completion Date
	3 Facility Assessment and Inventory	\$ 500.00		\$ 500.00	0.00	500.00	0%	
	5 Inspect Channels	\$ 500.00		\$ 500.00	0.00	500.00	0%	
	6 Inspect Levees/Detention Basin & Debris Basins	\$ -		\$ -	0.00	0.00		
	8 Species Survey and Removal	\$ -		\$ -	0.00	0.00		
	10 Clean and Reshape Channel/Levees	\$ 5,000.00		\$ 5,000.00	0.00	5,000.00	0%	
	15 Repair Lined Channel	\$ -		\$ -	0.00	0.00		
	20 Erosion Control and Repair	\$ -		\$ -	0.00	0.00		
	21 Provide/Maintain Dust Control	\$ -		\$ -	0.00	0.00		
	25 Clean Detention/Debris Basin	\$ -		\$ -	0.00	0.00		
	35 Fence Repair	\$ 4,500.00		\$ 4,500.00	0.00	4,500.00	0%	
	40 Vegetation Control - Chemical	\$ 3,000.00		\$ 3,000.00	0.00	3,000.00	0%	
	45 Vegetation Control - Mechanical	\$ -		\$ -	0.00	0.00		
	50 Maintain Access Road	\$ -		\$ -	0.00	0.00		
	55 Clean & Inspect Inlet/Outlet Structures	\$ 2,000.00		\$ 2,000.00	0.00	2,000.00	0%	
	60 Repair Inlet/Outlet Structures	\$ -		\$ -	0.00	0.00		
	65 Clean Storm Sewer Lines	\$ 14,071.00		\$ 14,071.00	0.00	14,071.00	0%	
	70 Storm Sewer Repair	\$ -		\$ -	0.00	0.00		
	75 Clean/Flush Culverts & Bridges	\$ 1,000.00		\$ 1,000.00	0.00	1,000.00	0%	
	80 Miscellaneous Work Activities	\$ 22,000.00		\$ 22,000.00	505.80	21,494.20	2%	
	85 Engineering	\$ -		\$ -	0.00	0.00		
	90 Homeless Encampment Clean Up	\$ 3,500.00		\$ 3,500.00	0.00	3,500.00	0%	
	TOTALS	\$ 56,071.00	0.00	\$ 56,071.00	\$ 505.80	55,565.20		06/30/20

Delays or problem areas: Removed many encampments.

Work completed during prior fiscal year: Staff repaired fencing, provided vegetation removal, and cleaned inlet and outlet structures. Removed homeless encampment upon occurrence.

Work to be completed during current fiscal year: Staff will provide fencing repairs as needed, provide vegetation removal, and clean inlet and outlet structures. Repair erosion at mid channel west side shoulder and at Tropical Parkway at the back of sidewalk. Homeless encampment clean up upon occurrence

Consultant/
 Contractor: _____
 Project
 Manager: John Runkis

633-1267

54

**Regional Flood Control District
Maintenance Work Program
1st Quarter, thru September 2019
FY 2019-2020**

MWP Facility #: NLV12
 Facility Name: Lower Las Vegas Detention Basin
 MP Facility ID: LVMD 1905-2055

Entity: City of North Las Vegas
 Date Prepared: 10/30/19

Force Account/Contract	Activity	Requested Work Plan Amount (\$)	Reallocation Amount (\$)	Amended Work Plan Amount (\$)	Expended to Date (\$)	Balance Remaining (\$)	Percent Complete	Scheduled Completion Date
	3 Facility Assessment and Inventory	\$ 500.00		\$ 500.00	0.00	500.00	0%	
	5 Inspect Channels	\$ 500.00		\$ 500.00	0.00	500.00	0%	
	6 Inspect Levees/Detention Basin & Debris Basins	\$ 3,000.00		\$ 3,000.00	0.00	3,000.00	0%	
	8 Species Survey and Removal	\$ 1,500.00		\$ 1,500.00	0.00	1,500.00	0%	
	10 Clean and Reshape Channel/Levees	\$ -		\$ -	0.00	0.00		
	15 Repair Lined Channel	\$ -		\$ -	0.00	0.00		
	20 Erosion Control and Repair	\$ 15,000.00		\$ 15,000.00	0.00	15,000.00	0%	
	21 Provide/Maintain Dust Control	\$ 10,000.00		\$ 10,000.00	0.00	10,000.00	0%	
	25 Clean Detention/Debris Basin	\$ 10,000.00		\$ 10,000.00	80.82	9,919.18	1%	
	35 Fence Repair	\$ 6,500.00		\$ 6,500.00	0.00	6,500.00	0%	
	40 Vegetation Control - Chemical	\$ 7,000.00		\$ 7,000.00	0.00	7,000.00	0%	
	45 Vegetation Control - Mechanical	\$ -		\$ -	0.00	0.00		
	50 Maintain Access Road	\$ 1,000.00		\$ 1,000.00	0.00	1,000.00	0%	
	55 Clean & Inspect Inlet/Outlet Structures	\$ 2,000.00		\$ 2,000.00	0.00	2,000.00	0%	
	60 Repair Inlet/Outlet Structures	\$ -		\$ -	0.00	0.00		
	65 Clean Storm Sewer Lines	\$ 14,071.00		\$ 14,071.00	1,493.52	12,577.48	11%	
	70 Storm Sewer Repair	\$ -		\$ -	0.00	0.00		
	75 Clean/Flush Culverts & Bridges	\$ 2,500.00		\$ 2,500.00	0.00	2,500.00	0%	
	80 Miscellaneous Work Activities	\$ 20,500.00		\$ 20,500.00	1,576.97	18,923.03	8%	
	85 Engineering	\$ -		\$ -	0.00	0.00		
	90 Homeless Encampment Clean Up	\$ 2,500.00		\$ 2,500.00	0.00	2,500.00	0%	
	TOTALS	\$ 96,571.00	0.00	\$ 96,571.00	\$ 3,151.31	93,419.69		06/30/20

Delays or problem areas: Removed many encampments.

Work completed during prior fiscal year: Staff provided erosion control, fencing repairs, removed vegetation, cleaned inlet and outlet structures, maintained access roads, and removed large amount of trash and debris from rain events. Fence repairs were completed and homeless encampment clean up upon occurrence.

Work to be completed during current fiscal year: Staff will remove trash and debris, provide fencing repairs as needed, maintain access roads, clear out vegetation, clean inlet and outlet structures, and remediate any rills within the embankment. Remove/clean vegetation, trash, and debris north of pedestrian bridge, and repair erosion on south abutment slope and north of pedestrian bridge. Homeless encampment clean up upon occurrence.

Consultant/
 Contractor:
 Project
 Manager: John Runiks

633-1267

55

**Regional Flood Control District
Maintenance Work Program
1st Quarter, thru September 2019
FY 2019-2020**

MWP Facility #: NLV13
 Facility Name: West Trib - Ranch House Rd to Lower LV DB
 MP Facility ID: ANWE 0000-0122, CNWE 0000-0005
LVMD 2060-2322, GTEA 0000-0139, AVHR 0020

Entity: City of North Las Vegas
 Date Prepared: 10/30/19

Force Account/Contract	Activity	Requested Work Plan Amount (\$)	Reallocation Amount (\$)	Amended Work Plan Amount (\$)	Expended to Date (\$)	Balance Remaining (\$)	Percent Complete	Scheduled Completion Date
	3 Facility Assessment and Inventory	\$ 500.00		\$ 500.00	0.00	500.00	0%	
	5 Inspect Channels	\$ 500.00		\$ 500.00	0.00	500.00	0%	
	6 Inspect Levees/Detention Basin & Debris Basins	\$ -		\$ -	0.00	0.00		
	8 Species Survey and Removal	\$ -		\$ -	0.00	0.00		
	10 Clean and Reshape Channel/Levees	\$ 6,000.00		\$ 6,000.00	0.00	6,000.00	0%	
	15 Repair Lined Channel	\$ -		\$ -	0.00	0.00		
	20 Erosion Control and Repair	\$ 3,000.00		\$ 3,000.00	0.00	3,000.00	0%	
	21 Provide/Maintain Dust Control	\$ -		\$ -	0.00	0.00		
	25 Clean Detention/Debris Basin	\$ -		\$ -	0.00	0.00		
	35 Fence Repair	\$ 4,000.00		\$ 4,000.00	159.52	3,844.48	4%	
	40 Vegetation Control - Chemical	\$ 3,000.00		\$ 3,000.00	0.00	3,000.00	0%	
	45 Vegetation Control - Mechanical	\$ -		\$ -	0.00	0.00		
	50 Maintain Access Road	\$ 2,000.00		\$ 2,000.00	0.00	2,000.00	0%	
	55 Clean & Inspect Inlet/Outlet Structures	\$ 2,000.00		\$ 2,000.00	0.00	2,000.00	0%	
	60 Repair Inlet/Outlet Structures	\$ -		\$ -	0.00	0.00		
	65 Clean Storm Sewer Lines	\$ 14,071.00		\$ 14,071.00	1,277.19	10,793.81	23%	
	70 Storm Sewer Repair	\$ -		\$ -	0.00	0.00		
	75 Clean/Flush Culverts & Bridges	\$ 2,000.00		\$ 2,000.00	0.00	2,000.00	0%	
	80 Miscellaneous Work Activities	\$ 21,000.00		\$ 21,000.00	1,634.83	19,365.17	8%	
	85 Engineering	\$ -		\$ -	0.00	0.00		
	90 Homeless Encampment Clean Up	\$ 6,500.00		\$ 6,500.00	0.00	6,500.00	0%	
	TOTALS	\$ 64,571.00	0.00	\$ 64,571.00	\$ 5,067.54	59,503.46		06/30/20

Delays or problem areas: Removed many encampments.

Work completed during prior fiscal year: Repaired fencing, provided vegetation removal, cleaned inlet and outlet structures, and maintained access roads. Homeless encampment clean up upon occurrence.

Work to be completed during current fiscal year: Staff will remove any trash and debris, provide fencing repairs, maintain access roads, clear out vegetation, and clean inlets and outlets. Repair continuous access road erosion and rebuild berm at Clayton. Homeless encampment clean up upon occurrence

Consultant/
 Contractor:
 Project
 Manager: John Runiks

633-1267

**Regional Flood Control District
Maintenance Work Program
1st Quarter, thru September 2019
FY 2019-2020**

MWP Facility #: NLV14
 Facility Name: Tributary to the Western Trib @ Craig Road
 MP Facility ID: LV06 0000-0147, LV05 0000-0131,
 LVBR 0000-0014, LVCL 0000-0030

Entity: City of North Las Vegas
 Date Prepared: 10/30/19

Force Account/ Contract	Activity	Requested Work Plan Amount (\$)	Reallocation Amount (\$)	Amended Work Plan Amount (\$)	Expended to Date (\$)	Balance Remaining (\$)	Percent Complete	Scheduled Completion Date
	3 Facility Assessment and Inventory	\$ 500.00		\$ 500.00	0.00	500.00	0%	
	5 Inspect Channels	\$ 500.00		\$ 500.00	0.00	500.00	0%	
	6 Inspect Levees/Detention Basin & Debris Basins	\$ -		\$ -	0.00	0.00		
	8 Species Survey and Removal	\$ -		\$ -	0.00	0.00		
	10 Clean and Reshape Channel/Levees	\$ 5,500.00		\$ 5,500.00	0.00	5,500.00	0%	
	15 Repair Lined Channel	\$ -		\$ -	0.00	0.00		
	20 Erosion Control and Repair	\$ -		\$ -	0.00	0.00		
	21 Provide/Maintain Dust Control	\$ -		\$ -	0.00	0.00		
	25 Clean Detention/Debris Basin	\$ -		\$ -	0.00	0.00		
	35 Fence Repair	\$ 5,500.00		\$ 5,500.00	0.00	5,500.00	0%	
	40 Vegetation Control - Chemical	\$ 4,500.00		\$ 4,500.00	0.00	4,500.00	0%	
	45 Vegetation Control - Mechanical	\$ -		\$ -	0.00	0.00		
	50 Maintain Access Road	\$ 2,000.00		\$ 2,000.00	0.00	2,000.00	0%	
	55 Clean & Inspect Inlet/Outlet Structures	\$ -		\$ -	0.00	0.00		
	60 Repair Inlet/Outlet Structures	\$ -		\$ -	0.00	0.00		
	65 Clean Storm Sewer Lines	\$ 14,071.00		\$ 14,071.00	0.00	14,071.00	0%	
	70 Storm Sewer Repair	\$ -		\$ -	0.00	0.00		
	75 Clean/Flush Culverts & Bridges	\$ 3,000.00		\$ 3,000.00	0.00	3,000.00	0%	
	80 Miscellaneous Work Activities	\$ 21,000.00		\$ 21,000.00	715.92	20,284.08	3%	
	85 Engineering	\$ -		\$ -	0.00	0.00		
	90 Homeless Encampment Clean Up	\$ 10,000.00		\$ 10,000.00	0.00	10,000.00	0%	
	TOTALS	\$ 66,571.00	0.00	\$ 66,571.00	\$ 715.92	65,855.08		06/30/20

Delays or problem areas: Removed many major encampments.

Work completed during prior fiscal year: Repaired fencing, provided vegetation removal, cleaned inlet and outlet structures and maintained access roads. Removed many major encampments.

Work to be completed during current fiscal year: Staff will remove vegetation, trash and debris, provide fencing repairs, maintain access roads, and clean inlet and outlet structures. Repair any concrete damage from NLV02 to NLV12, and maintain the joint seals throughout the channels. Homeless encampment clean up upon occurrence.

Consultant/
 Contractor:
 Project
 Manager: John Runiks

633-1267

**Regional Flood Control District
Maintenance Work Program
1st Quarter, thru September 2019
FY 2019-2020**

MWP Facility #: NLV15
 Facility Name: Las Vegas Wash - Smoke Ranch
 MP Facility ID: LVSR 0000-0295, LAAT 0000-0204,
 LANO 0000, LAAS 0000-0103

Entity: City of North Las Vegas
 Date Prepared: 10/30/19

Force Account/ Contract	Activity	Requested Work Plan Amount (\$)	Reallocation Amount (\$)	Amended Work Plan Amount (\$)	Expended to Date (\$)	Balance Remaining (\$)	Percent Complete	Scheduled Completion Date
	3 Facility Assessment and Inventory	\$ 500.00		\$ 500.00	0.00	500.00	0%	
	5 Inspect Channels	\$ 500.00		\$ 500.00	0.00	500.00	0%	
	6 Inspect Levees/Detention Basin & Debris Basins	\$ -		\$ -	0.00	0.00		
	8 Species Survey and Removal	\$ -		\$ -	0.00	0.00		
	10 Clean and Reshape Channel/Levees	\$ 3,500.00		\$ 3,500.00	0.00	3,500.00	0%	
	15 Repair Lined Channel	\$ -		\$ -	0.00	0.00		
	20 Erosion Control and Repair	\$ 3,000.00		\$ 3,000.00	0.00	3,000.00	0%	
	21 Provide/Maintain Dust Control	\$ -		\$ -	0.00	0.00		
	25 Clean Detention/Debris Basin	\$ -		\$ -	0.00	0.00		
	35 Fence Repair	\$ -		\$ -	0.00	0.00		
	40 Vegetation Control - Chemical	\$ 3,500.00		\$ 3,500.00	0.00	3,500.00	0%	
	45 Vegetation Control - Mechanical	\$ -		\$ -	0.00	0.00		
	50 Maintain Access Road	\$ 2,000.00		\$ 2,000.00	0.00	2,000.00	0%	
	55 Clean & Inspect Inlet/Outlet Structures	\$ 2,500.00		\$ 2,500.00	0.00	2,500.00	0%	
	60 Repair Inlet/Outlet Structures	\$ -		\$ -	0.00	0.00		
	65 Clean Storm Sewer Lines	\$ 14,071.00		\$ 14,071.00	10,704.92	13,367.08	5%	
	70 Storm Sewer Repair	\$ -		\$ -	0.00	0.00		
	75 Clean/Flush Culverts & Bridges	\$ 1,000.00		\$ 1,000.00	0.00	1,000.00	0%	
	80 Miscellaneous Work Activities	\$ 20,000.00	(8,343.62)	\$ 11,656.38	0.00	11,656.38	0%	
	85 Engineering	\$ -		\$ -		0.00		
	90 Homeless Encampment Clean Up	\$ 2,500.00	8,343.62	\$ 10,843.62	10,843.62	0.00	100%	
	TOTALS	\$ 53,071.00	0.00	\$ 53,071.00	\$ 11,547.54	41,523.46		06/30/20

Delays or problem areas: Encountered some homeless encampments.

Work completed during prior fiscal year: Repaired fencing, removed vegetation, cleaned storm drains, and outlet and inlet structures, and maintained access roads. Homeless encampment clean up upon occurrence.

Work to be completed during current fiscal year: Staff will remove trash and debris, provide fencing repairs as needed, maintain access roads, remove vegetation, clean inlet and outlet structures, and clean/inspect storm drains. Repair erosion along east side of channel and along entire channel bottom. Homeless encampment clean up upon occurrence.

Consultant/
 Contractor: _____
 Project
 Manager: John Runks

833-1267

58

**Regional Flood Control District
Maintenance Work Program
1st Quarter, thru September 2019
FY 2019-2020**

MWP Facility #: NLV16
 Facility Name: Upper Las Vegas Wash Channel
 MP Facility ID: LVLO 0000-0025, TREA 0000-0134, LVJP 0000-0382,
CNEA 0000-0176, ANEA 0000-0040, LV5C 0000-0063, CNDS 0000-0062

Entity: City of North Las Vegas
 Date Prepared: 10/30/19

Force Account/ Contract	Activity	Requested Work Plan Amount (\$)	Reallocation Amount (\$)	Amended Work Plan Amount (\$)	Expended to Date (\$)	Balance Remaining (\$)	Percent Complete	Scheduled Completion Date
	3 Facility Assessment and Inventory	\$ 500.00		\$ 500.00	0.00	500.00	0%	
	5 Inspect Channels	\$ 500.00		\$ 500.00	0.00	500.00	0%	
	6 Inspect Levees/Detention Basin & Debris Basins	\$ -		\$ -	0.00	0.00		
	8 Species Survey and Removal	\$ -		\$ -	0.00	0.00		
	10 Clean and Reshape Channel/Levees	\$ 1,000.00		\$ 1,000.00	271.49	728.51	27%	
	15 Repair Lined Channel	\$ -		\$ -	0.00	0.00		
	20 Erosion Control and Repair	\$ -		\$ -	0.00	0.00		
	21 Provide/Maintain Dust Control	\$ -		\$ -	0.00	0.00		
	25 Clean Detention/Debris Basin	\$ -		\$ -	0.00	0.00		
	35 Fence Repair	\$ 3,500.00		\$ 3,500.00	0.00	3,500.00	0%	
	40 Vegetation Control - Chemical	\$ 3,500.00		\$ 3,500.00	0.00	3,500.00	0%	
	45 Vegetation Control - Mechanical	\$ -		\$ -	0.00	0.00		
	50 Maintain Access Road	\$ -		\$ -	0.00	0.00		
	55 Clean & Inspect Inlet/Outlet Structures	\$ -		\$ -	0.00	0.00		
	60 Repair Inlet/Outlet Structures	\$ -		\$ -	0.00	0.00		
	65 Clean Storm Sewer Lines	\$ 14,071.00		\$ 14,071.00	6,549.34	7,521.66	47%	
	70 Storm Sewer Repair	\$ -		\$ -	0.00	0.00		
	75 Clean/Flush Culverts & Bridges	\$ 52,000.00		\$ 52,000.00	0.00	52,000.00	0%	
	80 Miscellaneous Work Activities	\$ 20,000.00		\$ 20,000.00	4,028.78	15,971.22	20%	
	85 Engineering	\$ -		\$ -	0.00	0.00		
	90 Homeless Encampment Clean Up	\$ 4,500.00		\$ 4,500.00	0.00	4,500.00	0%	
	TOTALS	\$ 99,571.00	0.00	\$ 99,571.00	\$ 10,849.61	88,721.39		06/30/20

Delays or problem areas: Removed many encampments.

Work completed during prior fiscal year: Staff provided trash and debris removal, repaired fencing as needed, maintained access roads, removed vegetation and graffiti as needed, and cleaned storm drains, channels, and culverts. Homeless encampment cleanup upon occurrence.

Work to be completed during current fiscal year: Staff will provide trash and debris removal, repair fencing as needed, maintain access roads, remove vegetation and graffiti as needed, and clean storm drains, channels and culverts.

Consultant/
 Contractor:
 Project
 Manager: John Runiks

633-1267

**Regional Flood Control District
Maintenance Work Program
1st Quarter, thru September 2019
FY 2019-2020**

MWP Facility #: NLV17
 Facility Name: Range Wash - Las Vegas Wash Diversion & Levee
 MP Facility ID: LVRW 0000-0293

Entity: City of North Las Vegas
 Date Prepared: 10/30/19

Force Account/ Contract	Activity	Requested Work Plan Amount (\$)	Reallocation Amount (\$)	Amended Work Plan Amount (\$)	Expended to Date (\$)	Balance Remaining (\$)	Percent Complete	Scheduled Completion Date
	3 Facility Assessment and Inventory	\$ 500.00		\$ 500.00	0.00	500.00	0%	
	5 Inspect Channels	\$ 500.00		\$ 500.00	0.00	500.00	0%	
	6 Inspect Levees/Detention Basin & Debris Basins	\$ 1,500.00		\$ 1,500.00	0.00	1,500.00	0%	
	8 Species Survey and Removal	\$ 1,500.00		\$ 1,500.00	0.00	1,500.00	0%	
	10 Clean and Reshape Channel/Levees	\$ 2,000.00		\$ 2,000.00	0.00	2,000.00	0%	
	15 Repair Lined Channel	\$ -		\$ -	0.00	0.00		
	20 Erosion Control and Repair	\$ 106,000.00	(11,203.99)	\$ 94,796.01	0.00	94,796.01	0%	
	21 Provide/Maintain Dust Control	\$ 25,000.00		\$ 25,000.00	0.00	25,000.00	0%	
	25 Clean Detention/Debris Basin	\$ -		\$ -	0.00	0.00		
	35 Fence Repair	\$ -		\$ -	0.00	0.00		
	40 Vegetation Control - Chemical	\$ 3,000.00		\$ 3,000.00	0.00	3,000.00	0%	
	45 Vegetation Control - Mechanical	\$ -		\$ -	0.00	0.00		
	50 Maintain Access Road	\$ 2,000.00		\$ 2,000.00	0.00	2,000.00	0%	
	55 Clean & Inspect Inlet/Outlet Structures	\$ -		\$ -	0.00	0.00		
	60 Repair Inlet/Outlet Structures	\$ -		\$ -	0.00	0.00		
	65 Clean Storm Sewer Lines	\$ -		\$ -	0.00	0.00		
	70 Storm Sewer Repair	\$ -		\$ -	0.00	0.00		
	75 Clean/Flush Culverts & Bridges	\$ -		\$ -	0.00	0.00		
	80 Miscellaneous Work Activities	\$ 20,000.00		\$ 20,000.00	0.00	20,000.00	0%	
	85 Engineering	\$ -		\$ -	0.00	0.00		
	90 Homeless Encampment Clean Up	\$ 3,500.00		\$ 3,500.00	0.00	3,500.00	0%	
	TOTALS	\$ 165,500.00	(11,203.99)	\$ 154,296.01	0.00	154,296.01		06/30/20

Delays or problem areas: Providing maintenance on the levee was encumbered due to the higher than normal level of Air Force training exercises. Due to these factors we were only able to service NLV 17 twice a week during the month of December and January, which interfered with production. In light of these challenges our projects were delayed but completed.

Work completed during prior fiscal year: Staff provided major erosion control, fencing repairs, vegetation removal and dust control. Minor homeless encampments encountered. Also encountered fencing repairs due to offroad traffic.

Work to be completed during current fiscal year: Clear access route into DB, repair erosion on embankment slopes, provide fencing repairs, remove vegetation, and provide dust control as needed. Staff will also maintain access roads, monitor and inspect levee. Remove homeless encampments upon occurrence.

Consultant/
 Contractor: _____
 Project
 Manager: John Runiks

633-1267

**Regional Flood Control District
Maintenance Work Program
1st Quarter, thru September 2019
FY 2019-2020**

MWP Facility #: NLV18
 Facility Name: Cheyenne Peaking Basin
 MP Facility ID: LVMD 1694-1647

Entity: City of North Las Vegas
 Date Prepared: 10/30/19

Force Account/ Contract	Activity	Requested Work Plan Amount (\$)	Reallocation Amount (\$)	Amended Work Plan Amount (\$)	Expended to Date (\$)	Balance Remaining (\$)	Percent Complete	Scheduled Completion Date
	3 Facility Assessment and Inventory	\$ 500.00		\$ 500.00	0.00	500.00	0%	
	5 Inspect Channels	\$ -		\$ -	0.00	0.00		
	6 Inspect Levees/Detention Basin & Debris Basins	\$ 2,000.00		\$ 2,000.00	0.00	2,000.00	0%	
	8 Species Survey and Removal	\$ -		\$ -	0.00	0.00		
	10 Clean and Reshape Channel/Levees	\$ -		\$ -	0.00	0.00		
	15 Repair Lined Channel	\$ -		\$ -	0.00	0.00		
	20 Erosion Control and Repair	\$ -		\$ -	0.00	0.00		
	21 Provide/Maintain Dust Control	\$ -		\$ -	0.00	0.00		
	25 Clean Detention/Debris Basin	\$ 20,000.00	(4,871.38)	\$ 15,128.62	0.00	15,128.62	0%	
	35 Fence Repair	\$ 5,000.00		\$ 5,000.00	0.00	5,000.00	0%	
	40 Vegetation Control - Chemical	\$ 3,500.00		\$ 3,500.00	0.00	3,500.00	0%	
	45 Vegetation Control - Mechanical	\$ 3,500.00		\$ 3,500.00	0.00	3,500.00	0%	
	50 Maintain Access Road	\$ 3,000.00		\$ 3,000.00	0.00	3,000.00	0%	
	55 Clean & Inspect Inlet/Outlet Structures	\$ 1,500.00		\$ 1,500.00	0.00	1,500.00	0%	
	60 Repair Inlet/Outlet Structures	\$ -		\$ -	0.00	0.00		
	65 Clean Storm Sewer Lines	\$ 14,071.00		\$ 14,071.00	0.00	14,071.00	0%	
	70 Storm Sewer Repair	\$ -		\$ -	0.00	0.00		
	75 Clean/Flush Culverts & Bridges	\$ 2,000.00		\$ 2,000.00	0.00	2,000.00	0%	
	80 Miscellaneous Work Activities	\$ 23,000.00		\$ 23,000.00	1,050.00	21,950.00	5%	
	85 Engineering	\$ -		\$ -	0.00	0.00		
	90 Homeless Encampment Clean Up	\$ 10,000.00		\$ 10,000.00	0.00	10,000.00	0%	
	TOTALS	\$ 88,071.00	(4,871.38)	\$ 83,199.62	\$ 1,050.00	82,149.62		06/30/20

Delays or problem areas: Removed many major encampments.

Work completed during prior fiscal year: Staff provided erosion control, dust control, fencing repairs, vegetation removal, cleaned inlet and outlet structures and maintained access roads. Removed many homeless encampments.

Work to be completed during current fiscal year: Staff will provide dust control as needed, maintain access roads, and clean inlet and outlet structures. Remove/clean trash and debris in dam diverters and in channel, and remove vegetation in basin bottom, basin outlet grate, and on upper road south of Civic Center. Remove graffiti and repair fence at end of Bulloch. Remove homeless encampments upon occurrence. Staff will remove silt deposits from the bottom of basin.

Consultant/
 Contractor:
 Project
 Manager: John Runks

633-1267

CLARK COUNTY
REGIONAL FLOOD CONTROL DISTRICT

AGENDA ITEM

SUBJECT:

THIRD AMENDMENT TO THE AGREEMENT TO PROVIDE LEGAL CONSULTING SERVICES REGARDING THE NATIONAL POLLUTANT DISCHARGE ELIMINATION SYSTEM

PETITIONER:

STEVEN C. PARRISH, P.E., GENERAL MANAGER/CHIEF ENGINEER

RECOMMENDATION OF PETITIONER:

APPROVE AND AUTHORIZE THE CHAIRMAN TO SIGN THE THIRD AMENDMENT TO THE AGREEMENT WITH BRISCOE IVESTER & BAZEL LLP TO PROVIDE LEGAL CONSULTING SERVICES REGARDING THE NATIONAL POLLUTANT DISCHARGE ELIMINATION SYSTEM (FOR POSSIBLE ACTION)

FISCAL IMPACT: None.

BACKGROUND:


The District and the entities within the Las Vegas Valley who operate storm sewer systems that drain to the Las Vegas Wash have been covered under a National Pollutant Discharge Elimination System (NPDES) permit originally issued in December 1990 by the Nevada Division of Environmental Protection (NDEP). The permits are issued for a 5-year period after which another permit must be negotiated and issued. The current permit expired in February 2015 and has been administratively extended by NDEP until a new permit can be written. There are many legal and regulatory issues associated with the development of a new permit. The legal firm of Briscoe Ivester & Bazel LLP (Briscoe) employs the services of Mr. Lawrence S. Bazel. Mr. Bazel (under the employ of two different legal firms) has been successfully involved with water quality regulatory issues in the Las Vegas Valley for many years. The District contracted the services of Mr. Bazel for the 2003 permit negotiations, the 2005 program audit, the 2010 permit negotiations and the recent 2014 program audit.

TAC AGENDA ITEM #07 Date: 11/21/19	RFCD AGENDA ITEM # Date: 12/12/19
CAC AGENDA ITEM #07 Date: 12/02/19	

Mr. Bazel has been providing services to the District under the terms of a 2015 agreement. Due to delays on the part of NDEP, an extension of time to complete permit negotiations is necessary.

At this time the District desires to extend the term of the agreement from December 30, 2019 to December 30, 2020 to continue assisting the District with NPDES permit compliance issues. The agreement is attached. The District Attorney has reviewed the agreement.

Respectfully Submitted,



Steven C. Parrish, P.E.
General Manager/Chief Engineer

TAC AGENDA ITEM #07 Date: 11/21/19	RFCD AGENDA ITEM # Date: 12/12/19
CAC AGENDA ITEM #07 Date: 12/02/19	

Regional Flood Control District
AGENDA ITEM DEVELOPMENT

Staff Discussion:

Date: 11/12/19

**BRISCOE IVESTER & BAZEL LLP
THIRD AMENDMENT TO THE AGREEMENT TO PROVIDE LEGAL CONSULTING SERVICES
REGARDING THE NATIONAL POLLUTANT DISCHARGE ELIMINATION SYSTEM**

The District and the entities within the Las Vegas Valley who operate storm sewer systems that drain to the Las Vegas Wash have been covered under a National Pollutant Discharge Elimination System (NPDES) permit originally issued in December 1990 by the Nevada Division of Environmental Protection (NDEP). The permits are issued for a 5-year period after which another permit must be negotiated and issued. The current permit expired in February 2015 and has been administratively extended by NDEP until a new permit can be written. There are many legal and regulatory issues associated with the development of a new permit. The legal firm of Briscoe Ivester & Bazel LLP (Briscoe) employs the services of Mr. Lawrence S. Bazel. Mr. Bazel (under the employ of two different legal firms) has been successfully involved with water quality regulatory issues in the Las Vegas Valley for many years. The District contracted the services of Mr. Bazel for the 2003 permit negotiations, the 2005 program audit, the 2010 permit negotiations and the recent 2014 program audit.

Mr. Bazel has been providing services to the District under the terms of a 2015 agreement. Due to delays on the part of NDEP, an extension of time to complete permit negotiations is necessary.

At this time the District desires to extend the term of the agreement from December 30, 2019 to December 30, 2020 to continue assisting the District with NPDES permit compliance issues. The agreement is attached. The District Attorney has reviewed the agreement.

Staff Recommendation:

Approve.

Discussion by Technical Advisory Committee:

AGENDA
#07 Date: 11/21/19

Recommendation:

Discussion by Citizens Advisory Committee:

AGENDA
#07 Date: 12/02/19

Recommendation:

THIRD AMENDMENT TO THE AGREEMENT TO PROVIDE PROFESSIONAL SERVICES

This Third Amendment to the Agreement to Provide Professional Services (this “Agreement”) is made and entered into effective as of December 12, 2019, by and between Clark County Regional Flood Control District (“District”) and Briscoe Ivester & Bazel LLP (“Law Firm”).

WITNESSETH:

WHEREAS, the District desires to obtain the services of the Law Firm to provide required professional services, all as more specifically described below; and

WHEREAS, the Law Firm has the necessary experience and qualifications to perform the required services;

WHEREAS, the District entered into an agreement with Law Firm on November 12, 2015, November 10, 2016 and June 14, 2018;

WHEREAS, it is necessary to extend the term of the agreement to continue assisting the District with NPDES permit compliance issues and ongoing audit response and negotiations for permit renewal.

NOW, THEREFORE, in consideration of the premises and mutual covenants contained herein, the parties hereto agree as follows:

Paragraph 20, Expiration, shall be revised to read as follows:

20. Expiration. This agreement shall expire on December 30, 2020. Any legal work performed after December 30, 2020 shall require a supplement to this Agreement or a new Agreement before legal work is to continue.

The remainder of the original professional services agreement dated November 12, 2015, first amendment to the agreement dated November 10, 2016 and second amendment to the agreement

dated June 14, 2018 shall remain unchanged.

IN WITNESS WHEREOF, the parties have caused this Third Amendment to the Agreement to be executed the day and year first above written.

CLARK COUNTY REGIONAL FLOOD CONTROL DISTRICT BRISCOE IVESTER & BAZEL LLP

By: _____
LAWRENCE L. BROWN, III Chair

By: _____
Lawrence S. Bazel

ATTEST:

By: _____
Deanna M. Hughes
Secretary to the Board

APPROVED AS TO LEGALITY AND FORM:

By: _____
Christopher D. Figgins
Chief Deputy District Attorney

CLARK COUNTY
REGIONAL FLOOD CONTROL DISTRICT
AGENDA ITEM

SUBJECT:

FLAMINGO – BOULDER HIGHWAY NORTH, BOULDER HWY, SAHARA TO CHARLESTON

PETITIONER: MIKE JANSSEN, DIRECTOR
CITY OF LAS VEGAS PUBLIC WORKS

RECOMMENDATION OF PETITIONER:

IT IS RECOMMENDED THAT THE CLARK COUNTY REGIONAL FLOOD CONTROL DISTRICT APPROVE THIS SECOND SUPPLEMENTAL INTERLOCAL CONTRACT FOR DESIGN TO EXTEND THE PROJECT COMPLETION DATE FOR FLAMINGO – BOULDER HIGHWAY NORTH, BOULDER HWY, SAHARA TO CHARLESTON – LAS29B15 (FOR POSSIBLE ACTION)


FISCAL IMPACT:

None by this action.

BACKGROUND:

On December 10, 2015, the District entered into an Interlocal Contract with the City to provide funding for design engineering, right-of-way and environmental of the Flamingo – Boulder Highway North, Boulder Highway, Sahara to Charleston project. A First Supplemental Interlocal Contract was approved December 14, 2017 to increase project funding. This Second Supplemental Interlocal Contract will extend the project completion date from December 31, 2019 to December 31, 2021. Additional time is necessary to complete the project.

Respectfully submitted,


Mike Janssen, Director
Department of Public Works

TAC AGENDA ITEM # 08a Date: 11/21/19	RFCD AGENDA ITEM # Date: 12/12/19
CAC AGENDA ITEM # 08a Date: 12/02/19	

Regional Flood Control District
AGENDA ITEM DEVELOPMENT

Staff Discussion:	Date: 11/12/19
FLAMINGO – BOULDER HIGHWAY NORTH, BOULDER HWY., SAHARA TO CHARLESTON SECOND SUPPLEMENTAL INTERLOCAL CONTRACT – LAS29B15	
The City of Las Vegas has submitted a request to approve a second supplemental interlocal contract for design engineering, right-of-way and environmental to extend the project completion date from December 31, 2019 to December 31, 2021 for the Flamingo – Boulder Highway North, Boulder Hwy., Sahara to Charleston project.	
The extension of time is necessary to complete the project. The District Attorney has reviewed the contract.	
Staff Recommendation:	
Approve.	
Discussion by Technical Advisory Committee:	AGENDA #08a Date: 11/21/19
Recommendation:	
Discussion by Citizens Advisory Committee:	AGENDA #08a Date: 12/02/19
Recommendation:	

**SECOND SUPPLEMENTAL INTERLOCAL CONTRACT
FLAMINGO – BOULDER HIGHWAY NORTH, BOULDER HWY,
SAHARA TO CHARLESTON**

THIS SECOND SUPPLEMENTAL INTERLOCAL CONTRACT made and entered into as of the _____ day of _____, 2019 by and between the Clark County Regional Flood Control District, hereinafter referred to as “DISTRICT”, and the City of Las Vegas hereinafter referred to as “CITY”.

WITNESSETH

WHEREAS, pursuant to Chapter 543 of the Nevada Revised Statutes, the DISTRICT may approve a project to design and construct flood control improvements; and,

WHEREAS, the flood control improvements proposed herein are the same as those generally identified in the 2013 Master Plan Update as Facility Number FLBN 0038, hereinafter referred to as “PROJECT”; and,

WHEREAS, the flood control improvements proposed herein are the same as those generally identified in the 2018 Master Plan Update as Facility Numbers FLBN 0038, 0056, 0063 and 0167 hereinafter referred to as “PROJECT”; and,

WHEREAS, the PROJECT is identified and shown on the attached Exhibit “A”; and,

WHEREAS, the PROJECT has been approved by the DISTRICT on its Ten Year Construction Program; and,

WHEREAS, the PROJECT has regional flood control significance and is located in the same hydrographic area as the Las Vegas Valley; and,

WHEREAS, the Interlocal Contract dated December 10, 2015, and First Supplemental Interlocal Contract dated December 14, 2017 were entered into between the DISTRICT and the CITY; and,

WHEREAS, the CITY desires to extend the project completion date.

NOW, THEREFORE, in consideration of the covenants, conditions, contracts, and promises of the parties hereto, the DISTRICT and the CITY agree to the following:

SECTION III – GENERAL, paragraph 14 shall be revised to read as follows:

14. The items covered in SECTION II – PROJECT COSTS must be completed to the satisfaction of the DISTRICT prior to December 31, 2021. The DISTRICT may, at any

time thereafter, grant extensions or terminate this CONTRACT after thirty (30) days notice.

The remainder of the original Interlocal Contract dated December 10, 2015 and First Supplemental Interlocal Contract dated December 14, 2017 shall remain unchanged.

IN WITNESS WHEREOF, the Parties have caused this Second Supplemental Interlocal Contract to be executed by their duly authorized representatives the day and year first above written.

Date of Council Action

Date of District Action

City of Las Vegas

Regional Flood Control District

By: _____
Carolyn G. Goodman, Mayor

By: _____
LAWRENCE L. BROWN, III,
Chair

Attest

Attest

By: _____
LuAnn Holmes, MMC
City Clerk

By: _____
Deanna Hughes
Secretary to the Board




Approved as to Form

Approved as to Form

By: _____ Date
Deputy City Attorney

By: _____ Date
Christopher Figgins
Chief Deputy District Attorney

LEGEND

-  Proposed CCRFCD Facility
-  Future CCRFCD Facility
-  Existing CCRFCD Facility





EXHIBIT A
FLAMINGO - BOULDER HWY NORTH, BOULDER HWY,
SAHARA TO CHARLESTON (LAS29B15)

SCALE: 1:14,000
 DRAWING NAME:
 Flamingo_BoulderHwyNorth_Sahara_Charleston.MXD
 DRAWN BY: C. JONES
 DATE: 11/07/2019
 SHEET NUMBER 1 OF 1

CLARK COUNTY
REGIONAL FLOOD CONTROL DISTRICT
AGENDA ITEM

SUBJECT:

LOCAL DRAINAGE IMPROVEMENTS - BUCKSKIN AVENUE STORM DRAIN

PETITIONER: MIKE JANSSEN, DIRECTOR

CITY OF LAS VEGAS PUBLIC WORKS

RECOMMENDATION OF PETITIONER:


IT IS RECOMMENDED THAT THE CLARK COUNTY REGIONAL FLOOD CONTROL DISTRICT APPROVE THIS FOURTH SUPPLEMENTAL INTERLOCAL CONTRACT FOR CONSTRUCTION TO EXTEND THE PROJECT COMPLETION DATE FOR LOCAL DRAINAGE IMPROVEMENTS - BUCKSKIN AVENUE STORM DRAIN – LLD10B13 (FOR POSSIBLE ACTION)

FISCAL IMPACT: None by this action

BACKGROUND:

On July 11, 2013, the District entered into an Interlocal Contract with the City to provide funding for construction for the Local Drainage Improvements - Buckskin Avenue Storm Drain. The First Supplemental Interlocal Contract dated May 21, 2015 extended the completion date. The Second Supplemental Interlocal Contract dated December 8, 2016 increased construction funding. The Third Supplemental Interlocal Contract dated November 9, 2017 extended the completion date. This Fourth Supplemental Interlocal Contract will extend the project completion date from December 30, 2019 to June 30, 2020 to allow for project closeout.

Respectfully submitted,



Mike Janssen, Director
Department of Public Works

TAC AGENDA ITEM # 08b Date: 11/21/19	RFCD AGENDA ITEM # Date: 12/12/19
CAC AGENDA ITEM # 08b Date: 12/02/19	

Regional Flood Control District
AGENDA ITEM DEVELOPMENT

Staff Discussion:

Date: 11/12/19

**LOCAL DRAINAGE IMPROVEMENTS – BUCKSKIN AVENUE STORM DRAIN
FOURTH SUPPLEMENTAL INTERLOCAL CONTRACT – LLD10B13**

The City of Las Vegas has submitted a request to approve a fourth supplemental interlocal contract for construction to extend the project completion date from December 30, 2019 to June 30, 2020 for the Local Drainage Improvements – Buckskin Avenue Storm Drain project.

The extension of time is necessary to allow for project closeout. The District Attorney has reviewed the contract.

Staff Recommendation:

Approve.

Discussion by Technical Advisory Committee:

AGENDA
#08b Date: 11/21/19

Recommendation:

Discussion by Citizens Advisory Committee:

AGENDA
#08b Date: 12/02/19

Recommendation:

**FOURTH SUPPLEMENTAL INTERLOCAL CONTRACT
LOCAL DRAINAGE IMPROVEMENTS –
BUCKSKIN AVENUE STORM DRAIN**

THIS FOURTH SUPPLEMENTAL INTERLOCAL CONTRACT made and entered into as of the ____ day of _____, 2019 by and between the Clark County Regional Flood Control District, hereinafter referred to as “DISTRICT”, and the City of Las Vegas hereinafter referred to as “CITY”.

WITNESSETH

WHEREAS, pursuant to Chapter 543 of the Nevada Revised Statutes, the DISTRICT may approve a project to design and construct flood control improvements, and;

WHEREAS, the PROJECT is identified and shown on the attached Exhibit “A”; and

WHEREAS, the Interlocal Contract dated July 11, 2013, First Supplemental Interlocal Contract dated May 21, 2015, Second Supplemental Interlocal Contract dated December 8, 2016 and Third Supplemental Interlocal Contract dated November 9, 2017 were entered into between the DISTRICT and the CITY; and,

WHEREAS, the City wishes to extend the project completion date.

NOW, THEREFORE, in consideration of the covenants, conditions, contracts, and promises of the parties hereto, the DISTRICT and the CITY agree to the following:

SECTION III – GENERAL, paragraph 13 shall be revised to read as follows:

13. The items covered in Section II – PROJECT COSTS must be completed to the satisfaction of the DISTRICT prior to June 30, 2020. The DISTRICT may, at any time thereafter, grant extensions or terminate this Contract after thirty (30) days notice.

The remainder of the original Interlocal Contract dated July 11, 2013, First Supplemental Interlocal Contract dated May 21, 2015 Second Supplemental Interlocal Contract dated December 8, 2016 and Third Supplemental Interlocal Contract dated November 9, 2017 shall remain unchanged.

IN WITNESS WHEREOF, the Parties have caused this Fourth Supplemental Interlocal Contract to be executed by their duly authorized representatives the day and year first above written.

Date of Council Action

Date of District Action

City of Las Vegas

Regional Flood Control District

By: _____
Carolyn G. Goodman, Mayor

By: _____
LAWRENCE L. BROWN, III,
Chair

Attest

Attest

By: _____
LuAnn Holmes, MMC
City Clerk

By: _____
Deanna Hughes
Secretary to the Board

Approved as to Form



Approved as to Form

By: _____ Date
Deputy City Attorney

By: _____ Date
Christopher Figgins
Chief Deputy District Attorney



LEGEND

 Proposed Local Facility
 Existing Local Facility


N




EXHIBIT A
BUCKSKIN AVENUE STORM DRAIN
IMPROVEMENTS (LLD10B13)

SCALE: 1:4000
DRAWING NAME:
 BuckskinAve_StormImprovements.mxd
DRAWN BY: C. JONES
DATE: 11/07/2019
SHEET NUMBER 1 OF 1

CLARK COUNTY
REGIONAL FLOOD CONTROL DISTRICT
AGENDA ITEM


SUBJECT: FREEWAY CHANNEL – WASHINGTON, MLK TO RANCHO DRIVE
PETITIONER: MIKE JANSSEN, DIRECTOR CITY OF LAS VEGAS PUBLIC WORKS
RECOMMENDATION OF PETITIONER: IT IS RECOMMENDED THAT THE CLARK COUNTY REGIONAL FLOOD CONTROL DISTRICT APPROVE THIS SEVENTH SUPPLEMENTAL INTERLOCAL CONTRACT FOR CONSTRUCTION TO EXTEND THE PROJECT COMPLETION DATE – FREEWAY CHANNEL – WASHINGTON, MLK TO RANCHO DRIVE – LAS14D14 (FOR POSSIBLE ACTION)

FISCAL IMPACT: None by this action

BACKGROUND:

On February 13, 2014, the District approved an Interlocal Contract for construction and construction Management associated with the Freeway Channel – Washington, MLK to Rancho Drive project. On August 13, 2015, a First Supplemental Interlocal Contract was approved to increase funding. On January 14, 2016, a Second Supplemental Interlocal Contract was approved to extend the project completion date. On February 9, 2017, a Third Supplemental Interlocal Contract was approved to increase project funding and extend the project completion date. On April 12, 2018, a Fourth Supplemental Interlocal Contract was approved to extend the project completion date. On December 13, 2018, a Fifth Supplemental Interlocal Contract was approved to increase project funding. On March 14, 2019, a Sixth Supplemental Interlocal Contract was approved to increase project funding. This Seventh Supplemental Interlocal Contract will extend the project completion date from December 31, 2019 to June 30, 2020 to allow for project closeout.

Respectfully submitted,



Mike Janssen, Director
Department of Public Works

TAC AGENDA ITEM # 08c Date: 11/21/19	RFCD AGENDA ITEM # Date: 12/12/19
CAC AGENDA ITEM # 08c Date: 12/02/19	

Regional Flood Control District
AGENDA ITEM DEVELOPMENT

Staff Discussion:	Date: 11/12/19
FREEWAY CHANNEL – WASHINGTON, MLK TO RANCHO DRIVE SEVENTH SUPPLEMENTAL INTERLOCAL CONTRACT – LAS14D14	
The City of Las Vegas has submitted a request to approve a seventh supplemental interlocal contract for construction and construction management to extend the project completion date from December 31, 2019 to June 30, 2020 for the Freeway Channel – Washington, MLK to Rancho Drive project.	
The extension of time is necessary to allow for project closeout. The District Attorney has reviewed the contract.	
Staff Recommendation:	
Approve.	
Discussion by Technical Advisory Committee:	AGENDA #08c Date: 11/21/19
Recommendation:	
Discussion by Citizens Advisory Committee:	AGENDA #08c Date: 12/02/19
Recommendation:	

**SEVENTH SUPPLEMENTAL INTERLOCAL CONTRACT
FREEWAY CHANNEL – WASHINGTON, MLK TO RANCHO DRIVE**

THIS SEVENTH SUPPLEMENTAL INTERLOCAL CONTRACT made and entered into as of the ____ day of _____, 2019 by and between the Clark County Regional Flood Control District, hereinafter referred to as “DISTRICT”, and the City of Las Vegas hereinafter referred to as “CITY”.

WITNESSETH

WHEREAS, pursuant to Chapter 543 of the Nevada Revised Statutes, the DISTRICT may approve a project to design and construct flood control improvements, and;

WHEREAS, the flood control improvements proposed herein are the same as those generally identified in the 2018 Master Plan Update as Facility Numbers LV15 0424, LV15 0427, LV15 0460, LV15 0472 and LV15 0474, hereinafter referred to as “PROJECT”; and

WHEREAS, the PROJECT is identified and shown on the attached Exhibit “A”; and

WHEREAS, the PROJECT has been approved by the DISTRICT on its Ten Year Construction Program; and

WHEREAS, the PROJECT has regional flood control significance and is located in the same hydrographic area as the Las Vegas Valley.

WHEREAS, the Interlocal Contract dated February 13, 2014, First Supplemental Interlocal Contract dated August 13, 2015, Second Supplemental Interlocal Contract dated January 14, 2016, Third Supplemental Interlocal Contract dated February 9, 2017, Fourth Supplemental Interlocal Contract dated April 12, 2018, a Fifth Supplemental Interlocal Contract dated December 13, 2018 and a Sixth Supplemental Interlocal Contract dated March 14, 2019 were entered into between the DISTRICT and the CITY; and,

WHEREAS, the City desires to extend the project completion date.

NOW, THEREFORE, in consideration of the covenants, conditions, contracts, and promises of the parties hereto, the DISTRICT and the CITY agree to the following:

SECTION III – GENERAL, paragraph 15 shall be revised to read as follows:

15. The items covered in SECTION II – PROJECT COSTS must be completed to the satisfaction of the DISTRICT prior to June 30, 2020. The DISTRICT may, at any time thereafter, grant extensions or terminate this Contract after thirty (30) days notice.

///

///

///

///

///

///

///

///

///

///

///

///

The remainder of the original Interlocal Contract dated February 13, 2014 and Supplemental Interlocal Contracts dated August 13, 2015, January 14, 2016, February 9, 2017, April 12, 2018, December 13, 2018 and March 14, 2019 shall remain unchanged.

IN WITNESS WHEREOF, the Parties have caused this Seventh Supplemental Interlocal Contract to be executed by their duly authorized representatives the day and year first above written.

Date of Council Action

Date of District Action

City of Las Vegas

Regional Flood Control District

By: _____
Carolyn G. Goodman, Mayor

By: _____
LAWRENCE L. BROWN, III,
Chair

Attest

Attest

By: _____
LuAnn Holmes, MMC
City Clerk

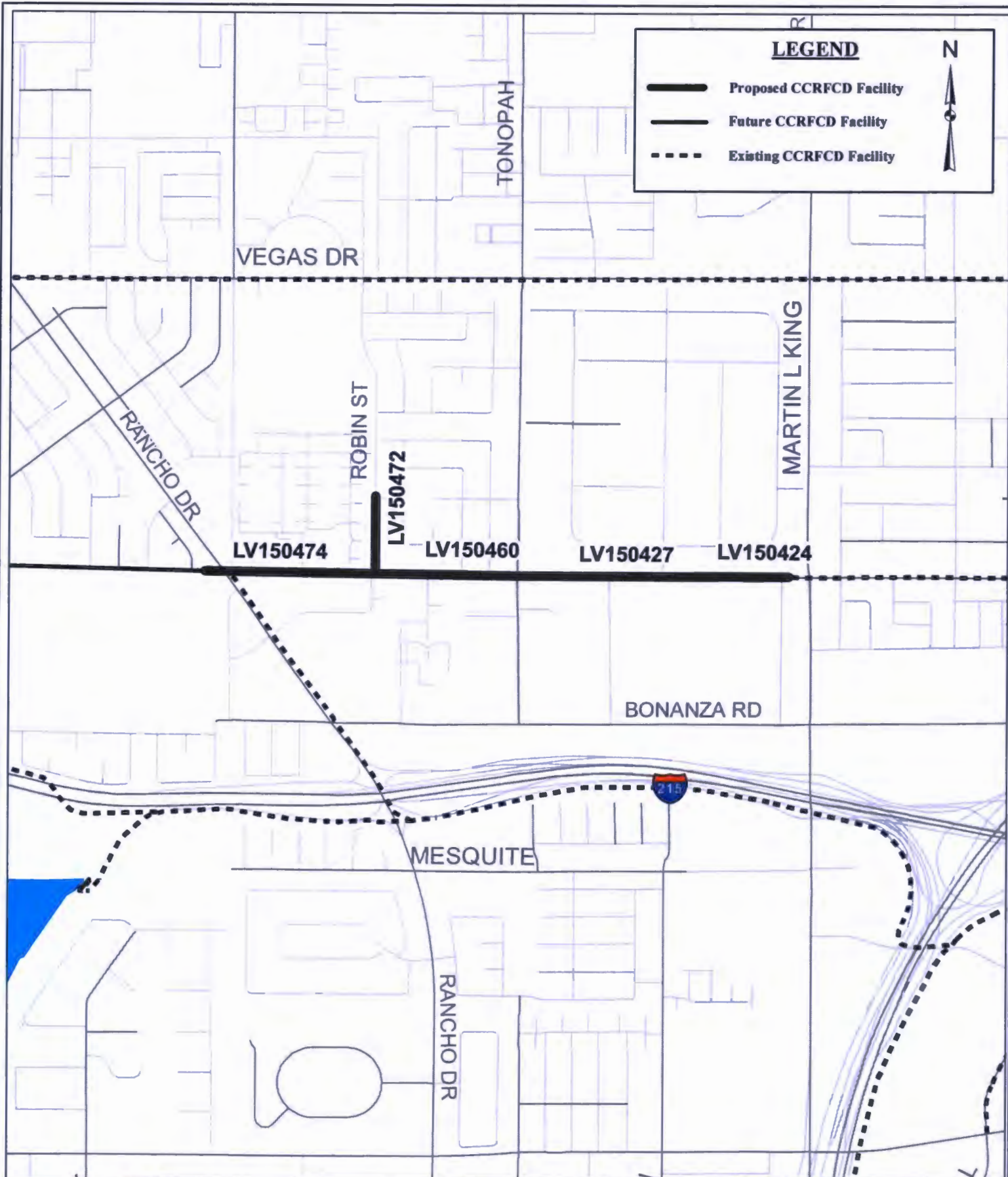
By: _____
Deanna Hughes
Secretary to the Board

Approved as to Form




Approved as to Form

By: _____
Deputy City Attorney Date

By: _____
Christopher Figgins Date
Chief Deputy District Attorney



LEGEND

 Proposed CCRFCD Facility
 Future CCRFCD Facility
 Existing CCRFCD Facility


 N



EXHIBIT A
FREEWAY CHANNEL -
WASHINGTON, MLK TO RANCHO DRIVE
(LAS14D14)

SCALE: 1:14,000
 DRAWING NAME:
 FreewayChannel_WashMLKtoRancho.mxd
 DRAWN BY: C. JONES
 DATE: 11/12/2019
 SHEET NUMBER 1 OF 1

CLARK COUNTY
REGIONAL FLOOD CONTROL DISTRICT
AGENDA ITEM

SUBJECT:

FREEWAY CHANNEL – WASHINGTON, MLK TO RANCHO DRIVE

PETITIONER: MIKE JANSSEN, DIRECTOR

CITY OF LAS VEGAS PUBLIC WORKS

RECOMMENDATION OF PETITIONER:

IT IS RECOMMENDED THAT THE CLARK COUNTY REGIONAL FLOOD CONTROL DISTRICT APPROVE THIS SIXTH SUPPLEMENTAL INTERLOCAL CONTRACT FOR DESIGN TO EXTEND THE PROJECT COMPLETION DATE FOR THE FREEWAY CHANNEL – WASHINGTON, MLK TO RANCHO DRIVE – LAS14C11 (FOR POSSIBLE ACTION)


FISCAL IMPACT:

None by this action

BACKGROUND:

On July 14, 2011 the District entered into an Interlocal Contract with the City to provide funding for the design engineering, right-of-way and environmental mitigation of the Freeway Channel – Washington, MLK to Rancho Drive. The First Supplemental Interlocal Contract dated October 13, 2011 increased project funding for engineering design. The Second Supplemental Interlocal Contract dated May 16, 2013 extended the project completion date. The Third Supplemental Interlocal Contract dated May 21, 2015 extended the project completion date. The Fourth Supplemental Interlocal Contract dated November 9, 2017 extended the project completion date. The Fifth Supplemental Interlocal Contract dated March 8, 2018 increased project funding for engineering design. This Sixth Supplemental Interlocal Contract will extend the project completion date from December 30, 2019 to June 30, 2020. Additional time is necessary to complete the project.

Respectfully submitted,



Mike Janssen, Director
Department of Public Works

TAC AGENDA ITEM #08d Date: 11/21/2019	RFCD AGENDA ITEM # Date: 12/12/2019
CAC AGENDA ITEM # 08d Date: 12/02/2019	

Regional Flood Control District
AGENDA ITEM DEVELOPMENT

Staff Discussion:

Date: 11/12/19

**FREEWAY CHANNEL – WASHINGTON, MLK TO RANCHO DRIVE
SIXTH SUPPLEMENTAL INTERLOCAL CONTRACT – LAS14C11**

The City of Las Vegas has submitted a request to approve a sixth supplemental interlocal contract for design engineering, right-of-way and environmental to extend the project completion date from December 30, 2019 to June 30, 2020 for the Freeway Channel – Washington, MLK to Rancho Drive project.

The extension of time is necessary to complete the project. The District Attorney has reviewed the contract.

Staff Recommendation:

Approve.

Discussion by Technical Advisory Committee:

AGENDA
#08d Date: 11/21/19

Recommendation:

Discussion by Citizens Advisory Committee:

AGENDA
#08d Date: 12/02/19

Recommendation:

SIXTH SUPPLEMENTAL INTERLOCAL CONTRACT

FREEWAY CHANNEL – WASHINGTON, MLK TO RANCHO DRIVE

THIS SIXTH SUPPLEMENTAL INTERLOCAL CONTRACT made and entered into as of the _____ day of _____, 2019 by and between the Clark County Regional Flood Control District, hereinafter referred to as “DISTRICT”, and the City of Las Vegas hereinafter referred to as “CITY”.

WITNESSETH

WHEREAS, pursuant to Chapter 543 of the Nevada Revised Statutes, the DISTRICT may approve a project to design and construct flood control improvements, and;

WHEREAS, the flood control improvements proposed herein are the same as those generally identified in the 2018 Master Plan Update as Facility Numbers LV15 0424, LV15 0472 and LV15 0474, hereinafter referred to as “PROJECT”; and

WHEREAS, the PROJECT is identified and shown on the attached Exhibit “A”; and

WHEREAS, the PROJECT has been approved by the DISTRICT on its Ten Year Construction Program; and

WHEREAS, the PROJECT has regional flood control significance and is located in the same hydrographic area as the Las Vegas Valley.

WHEREAS, the Interlocal Contract dated July 14, 2011, the First Supplemental Interlocal Contract dated October 13, 2011, the Second Supplemental Interlocal Contract dated May 16, 2013, the Third Supplemental Interlocal Contract dated May 21, 2015, the Fourth Supplemental Interlocal Contract dated November 9, 2017, and the Fifth Supplemental Interlocal Contract dated March 8, 2018 were entered into between the CITY and the DISTRICT; and

WHEREAS, the City desires to extend the project completion date.

NOW, THEREFORE, in consideration of the covenants, conditions, contracts, and promises of the parties hereto, the DISTRICT and the CITY agree to the following:

SECTION III – GENERAL, paragraph 14 shall be revised to read as follows:

14. The items covered in SECTION II – PROJECT COSTS must be completed to the satisfaction of the DISTRICT prior to June 30, 2020. The DISTRICT may, at any time thereafter, grant extensions or terminate this Contract after thirty (30) days notice.

///

///

///

///

///

///

///

The remainder of the original Interlocal Contract dated July 14, 2011, the First Supplemental Interlocal Contract dated October 13, 2011, the Second Supplemental Interlocal Contract dated May 16, 2013, the Third Supplemental Interlocal Contract dated May 21, 2015, the Fourth Supplemental Interlocal Contract dated November 9, 2017, and the Fifth Supplemental Interlocal Contract dated March 8, 2018 shall remain unchanged.

IN WITNESS WHEREOF, the Parties have caused this Sixth Supplemental Interlocal Contract to be executed by their duly authorized representatives the day and year first above written.

Date of Council Action

Date of District Action

City of Las Vegas

Regional Flood Control District

By: _____
Carolyn G. Goodman, Mayor

By: _____
LAWRENCE L. BROWN, III,
Chair

Attest

Attest

By: _____
LuAnn D. Holmes, MMC
City Clerk

By: _____
Deanna Hughes
Secretary to the Board




Approved as to form


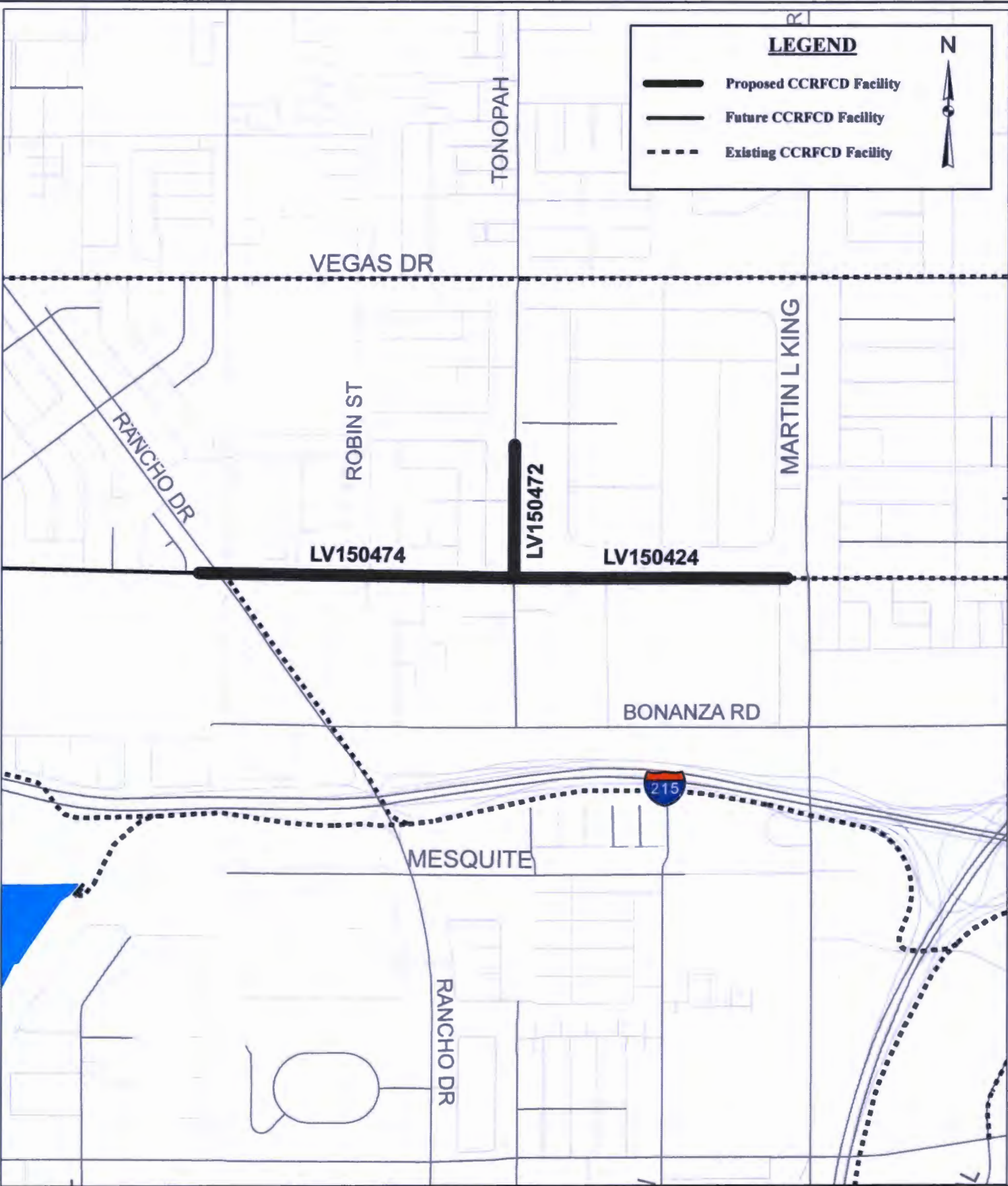
Approved as to Form

By: _____
Deputy City Attorney Date

By: _____
Christopher Figgins Date
Chief Deputy District Attorney

LEGEND

-  Proposed CCRFCD Facility
-  Future CCRFCD Facility
-  Existing CCRFCD Facility

**EXHIBIT A
 FREEWAY CHANNEL -
 WASHINGTON, MLK TO RANCHO DRIVE
 (LAS14C11)**

SCALE: 1:14,000
DRAWING NAME:
 FreewayChannel_WashMLKtoRancho.mxd
DRAWN BY: C. JONES
DATE: 11/07/2018
SHEET NUMBER 1 OF 1



CLARK COUNTY
REGIONAL FLOOD CONTROL DISTRICT
AGENDA ITEM

SUBJECT: PITTMAN NORTH DETENTION BASIN AND OUTFALL, PHASE III
PETITIONER: CITY OF HENDERSON
RECOMMENDATION OF PETITIONER: THAT THE REGIONAL FLOOD CONTROL DISTRICT APPROVE THE SECOND SUPPLEMENTAL INTERLOCAL CONTRACT FOR CONSTRUCTION TO EXTEND THE COMPLETION DATE FOR THE PITTMAN NORTH DETENTION BASIN AND OUTFALL, PHASE III – HEN16F17 (FOR POSSIBLE ACTION)

FISCAL IMPACT: NONE

BACKGROUND:

On July 13, 2017, the District entered into an Interlocal Contract with the City to provide funding for construction and construction management for the Pittman North Detention Basin and Outfall, Phase III project. The Pittman North Detention Basin and Outfall Phase III project comprises of a 1,533 acre-ft detention basin, a 230-foot wide Labyrinth Weir and PMF Spillway, outlet structure, and outfall facility consisting of a 6' x 6' RCB culvert that transitions to a cast-in-place concrete pipe culvert, ranging in size from 96-to 120-inches in diameter, extending north in Bermuda Road then extending east along the south side of St. Rose Parkway to the existing culvert near Starr Road. The First Supplemental Interlocal Contract increased construction funding due to bids received, construction contingency, and increased construction management funding to reflect the bids. The First Supplemental also extended the project completion date.

This Second Supplemental Interlocal Contract extends the project completion date from December 30, 2019 to June 30, 2020 to allow for project closeout.

Respectfully submitted,

DocuSigned by:
Edward McGuire
046713FB96714C2...
Edward McGuire, P.E.
Director of Public Works
City of Henderson

TAC AGENDA ITEM #8e Date: 11/21/2019	RFCD AGENDA ITEM # Date: 12/12/2019
CAC AGENDA ITEM #8e Date: 12/02/2019	

Regional Flood Control District
AGENDA ITEM DEVELOPMENT

Staff Discussion:

Date: 11/12/19

**PITTMAN NORTH DETENTION BASIN AND OUTFALL, PHASE III
SECOND SUPPLEMENTAL INTERLOCAL CONTRACT – HEN16F17**

The City of Henderson has submitted a request to approve a second supplemental interlocal contract for construction and construction management to extend the project completion date from December 30, 2019 to June 30, 2020 for the Pittman North Detention Basin and Outfall, Phase III project.

The extension of time is necessary to allow for project closeout. The District Attorney has reviewed the contract.

Staff Recommendation:

Approve.

Discussion by Technical Advisory Committee:

AGENDA
#08e Date: 11/21/19

Recommendation:

Discussion by Citizens Advisory Committee:

AGENDA
#08e Date: 12/02/19

Recommendation:

SECOND SUPPLEMENTAL INTERLOCAL CONTRACT

PITTMAN NORTH DETENTION BASIN AND OUTFALL, PHASE III

THIS SECOND SUPPLEMENTAL INTERLOCAL CONTRACT made and entered into as of the _____ day of _____, 2019, by and between the Clark County Regional Flood Control District hereinafter referred to as "DISTRICT" and City of Henderson, hereinafter referred to as "CITY".

W I T N E S S E T H

WHEREAS, pursuant to Chapter 543 of the Nevada Revised Statutes, the DISTRICT may approve a project to design and construct flood control improvements, and;

WHEREAS, the flood control improvements proposed herein are the same as those generally identified in the 2013 Master Plan Update Structure No.'s PTNO 0180, 0181 and 0182, hereinafter referred to as "PROJECT"; and

WHEREAS, the flood control improvements proposed herein are the same as those generally identified in the 2018 Master Plan Update Structure No.'s PTWA 0983, PTNO 0139, 0140, 0147, 0154, 0155, 0180, 0181 and 0182, hereinafter referred to as "PROJECT"; and

WHEREAS, the PROJECT is identified and shown on the attached Exhibit "A"; and

WHEREAS, the PROJECT has been approved by the DISTRICT on its Ten Year Construction Program; and

WHEREAS, an interlocal contract was approved by the DISTRICT and the CITY on July 13, 2017 and supplemented February 8, 2018 to provide construction and construction management funding;

WHEREAS, the CITY wishes to extend the project completion date;

WHEREAS, the PROJECT has regional flood control significance and is located in the same hydrographic area as the CITY, and the COUNTY OF CLARK.

NOW, THEREFORE, in consideration of the covenants, conditions, contracts, and promises of the parties hereto, the DISTRICT and the CITY agree to the following:

SECTION III – GENERAL, paragraph 15 shall be revised to read as follows:

15. The items covered in SECTION II - PROJECT COSTS must be completed to the satisfaction of the DISTRICT prior to June 30, 2020. The DISTRICT may, at any time thereafter, grant extensions or terminate this CONTRACT after thirty (30) days notice.

The remainder of the original Interlocal Contract dated July 13, 2017, and First Supplemental Interlocal Contract dated February 8, 2018 shall remain unchanged.

...
...
...
...
...
...
...
...
...
...
...
...
...
...

IN WITNESS WHEREOF, this Second Supplemental Interlocal Contract is hereby executed as of the date first set forth above.

Date of District Action:

REGIONAL FLOOD CONTROL DISTRICT

ATTEST: _____

BY: _____
LAWRENCE L. BROWN III, Chair

DEANNA HUGHES, Secretary to the Board

Approved as to Form:

BY: _____
CHRISTOPHER FIGGINS
Chief Deputy District Attorney

Date of Council Action:

CITY OF HENDERSON

Richard A. Derrick, City Manager/CEO

ATTEST:

Approved as to Form:

Sabrina Mercadante, MMC, City Clerk


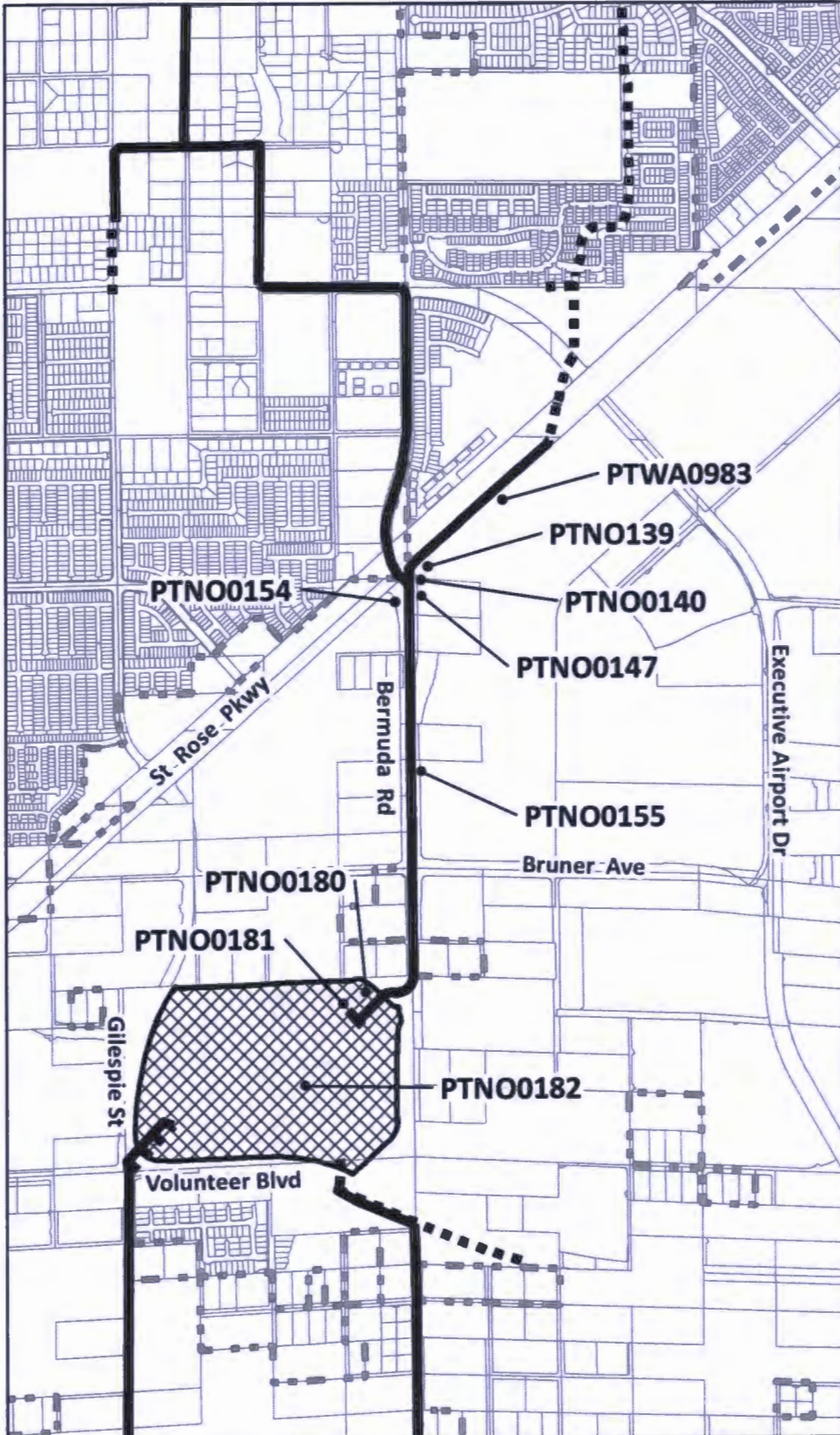
Nicholas G. Vaskov, City Attorney

Approved as to Funding:

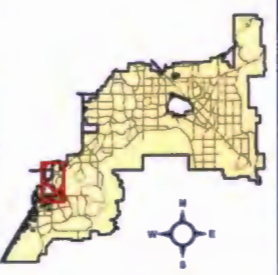
Approved as to Content:

Jim McIntosh
Finance Director

Edward McGuire
Director of Public Works



City of Henderson
**REGIONAL
FLOOD CONTROL
DISTRICT**
EXHIBIT A



- Legend**
- Proposed Regional Facility
 - Existing Regional Facility
 - Proposed Regional Basin



This map is offered as a general reference guide only. Neither warranty of accuracy is intended nor should any be assumed.

MAP NAME:

EXHIBIT A

AUTHOR: DATE:

DCT 11/7/2019

FILE:

HEN16F17

EXHIBIT A PITTMAN NORTH DETENTION BASIN AND OUTFALL, PHASE III, HEN16F17

**CLARK COUNTY
REGIONAL FLOOD CONTROL DISTRICT
AGENDA ITEM**

SUBJECT: PITTMAN – SUNSET, GALLERIA TO FOSTER
PETITIONER: CITY OF HENDERSON
RECOMMENDATION OF PETITIONER: THAT THE REGIONAL FLOOD CONTROL DISTRICT APPROVE THE INTERLOCAL CONTRACT FOR DESIGN OF THE PITTMAN – SUNSET, GALLERIA TO FOSTER – HEN12K19 (FOR POSSIBLE ACTION)

FISCAL IMPACT:

	<u>Fiscal Impact</u>
Design Engineering	\$ 465,788
Design Engineering Entity Labor Costs	50,000
Environmental	50,000
Right-of-Way/Survey	<u>40,000</u>
Total	\$ 605,788

BACKGROUND:

The Pittman – Sunset, Galleria to Foster project (PTBH 0000, 0014, 0015 and PTSU 0000, 0008, 0023, 0028, 0032, 0034, 0037, 0067 and 0069) is a segment of the Pittman Burns System identified in the 2018 Clark County Regional Flood Control District Master Plan Update (MPU). The project consists of 1,970 linear feet of reinforced concrete box culvert within Sunset Road from Foster Street to Galleria Drive and 790 linear feet of reinforced concrete box culvert from Burns Road to Boulder Highway. The project will include construction of local storm drain pipes and drop inlets to ensure the function and efficiency of the regional system.

The project is included in the Ten Year Construction Program, with design scheduled to begin in fiscal year 2020-21. A Ten Year Construction Program Amendment item has been submitted for approval to move this project to Year 1 for design funding.

Respectfully submitted,

DocuSigned by:
Edward McGuire
048713FB06714C2...
Edward McGuire, P.E.
Director of Public Works
City of Henderson

TAC AGENDA ITEM # 09 Date: 11/21/2019	RFCD AGENDA ITEM # Date: 12/12/2019
CAC AGENDA ITEM # 09 Date: 12/02/2019	

Regional Flood Control District
AGENDA ITEM DEVELOPMENT

Staff Discussion:

Date: 11/12/19

**PITTMAN – SUNSET, GALLERIA TO FOSTER
INTERLOCAL CONTRACT – HEN12K19**

The Pittman – Sunset, Galleria Foster project (PTBH 0000, 0014, 0015 and PTSU 0000, 0008, 0023, 0028, 0032, 0034, 0037, 0067 and 0069) is a segment of the Pittman Burns System identified in the 2018 Clark County Regional Flood Control District Master Plan Update (MPU). The project consists of 1,970 linear feet of reinforced concrete box culvert within Sunset Road from Foster Street to Galleria Drive, and 790 linear feet of reinforced concrete box culvert from Burns Road to Boulder Highway. The project will include construction of local storm drain pipes and drop inlets to ensure the function and efficiency of the regional system.

The project is included in the Ten Year Construction Program, with design scheduled to begin in fiscal year 2020-21. A Ten Year Construction Program Amendment item has been submitted for approval to move this project to Year 1 for design funding. District funding will be provided as follows:

Design Engineering	\$465,788
Design Engineering Entity	
Labor Costs	\$ 50,000
Right-of-Way	\$ 40,000
Environmental	\$ 50,000
Total ILC Value	\$605,788

The District Attorney has reviewed the contract.

Staff Recommendation:

Approve.

Discussion by Technical Advisory Committee:

AGENDA
#09 Date: 11/21/19

Recommendation:

Discussion by Citizens Advisory Committee:

AGENDA
#09 Date: 12/02/19

Recommendation:

INTERLOCAL CONTRACT

PITTMAN – SUNSET, GALLERIA TO FOSTER

THIS INTERLOCAL CONTRACT made and entered into as of the _____ day of _____, 2019, by and between the Clark County Regional Flood Control District hereinafter referred to as "DISTRICT" and City of Henderson, hereinafter referred to as "CITY".

WITNESSETH

WHEREAS, pursuant to Chapter 543 of the Nevada Revised Statutes, the DISTRICT may approve a project to design and construct flood control improvements, and;

WHEREAS, the flood control improvements proposed herein are the same as those generally identified in the 2018 Master Plan Update Structure No.'s PTBH 0000, 0014, 0015 and PTSU 0000, 0008, 0023, 0028, 0032, 0034, 0037, 0067 and 0069, hereinafter referred to as "PROJECT"; and

WHEREAS, the PROJECT is identified and shown on the attached Exhibit "A"; and

WHEREAS, the PROJECT has been approved by the DISTRICT on its Ten Year Construction Program; and

WHEREAS, the PROJECT has regional flood control significance and is located in the same hydrographic area as the CITY, and the COUNTY OF CLARK.

NOW, THEREFORE, in consideration of the covenants, conditions, contracts, and promises of the parties hereto, the DISTRICT and the CITY agree to the following:

SECTION I - SCOPE OF THE PROJECT

This INTERLOCAL CONTRACT applies to design engineering and other costs associated with the Pittman – Sunset, Galleria to Foster project. The basic improvements shall consist of flood water facilities including reinforced concrete boxes, channel structures, channel access and other

appurtenances as may be necessary to control floodwaters. The improvements shall be funded through DISTRICT funds as herein described. This project is further identified and shown on the attached Exhibit "A".

SECTION II - PROJECT COSTS

The DISTRICT agrees to fund project costs within the limits specified below:

1. The engineering and design shall not exceed \$465,788.00.
2. The design engineering entity labor costs shall not exceed \$50,000.00.
3. Environmental costs shall not exceed \$50,000.00.
4. Survey/Right-of-way costs shall not exceed \$40,000.00.
5. The total cost of this Contract shall not exceed \$605,788.00 which includes all the items described in the paragraphs above.
6. A written request must be made to the DISTRICT and approved by the Board to reallocate funds between phases of the project. No other approval by the Lead Entity is required.
7. A written request must be made to the DISTRICT and a Supplemental Interlocal Contract approved by the Board to increase the total cost of the contract noted above prior to payment of any additional funds.

SECTION III - GENERAL

1. The Clark County Regional Flood Control District shall be shown on the title sheet of both the plans and the specifications as the funding agency.
2. The CITY will comply with the Local Purchasing Act, Chapter 332 and Public Works Projects, Chapter 338, of the Nevada Revised Statutes.

3. The CITY, its employees, and representatives shall at all times comply with all applicable laws, ordinances, statutes, rules, and regulations in effect at the time work is performed on the PROJECT.
4. The CITY will require appropriate financial security for the construction of the PROJECT.
5. The CITY shall provide all impacted entities and the DISTRICT with the opportunity to provide the CITY with input relative to the following processes: scope of services development; consultant selection; design, construction and maintenance review; and monitoring of the effectiveness and impacts of facilities on flood flows.
6. Applicable portions of the current editions of the Policies and Procedures, the Hydrologic Criteria and Drainage Design Manual, and Uniform Regulations for the Control of Drainage adopted by the DISTRICT will apply in developing this PROJECT unless specifically superseded by this CONTRACT.
7. Purchases of right-of-way in excess of that actually needed for construction will not be allowed unless a comparison between the cost of excess acquisition and needed acquisition, including damages, indicates that benefits from such a transaction would result. Title to residual property will be vested in the name of the CITY. Revenues derived from the sale of these properties, less the cost of the sale of these properties, will be forwarded to the DISTRICT.
8. Administrative settlements and acceptance of counter offers involving right-of-way may only be made following a review and approval by the DISTRICT.
9. The DISTRICT will pay the CITY, or make payment directly to its contractor or its consultant, each month for project costs as outlined in SECTION II - PROJECT COSTS. Invoices must identify and allocate all costs to the categories noted below:

- a. Predesign Engineering
 - b. Design Engineering
 - c. Design Entity Labor Costs
 - d. Right-of-Way
 - e. Environmental
 - f. Emergency Action Plan
 - g. Flood Map Revision
 - h. Construction
 - i. Construction Management
 - j. Construction Management Entity Labor Costs
 - k. Landscape Construction
 - l. Miscellaneous interlocal contracts as approved by Board
10. Accurate documentation of all work performed and payments made will be maintained by the CITY for a period of three (3) years in hard copy form after final project approval and payment. Following the three-year period, the CITY shall keep records for permanent storage in original form, in microfilm/fiche media, or an electronic format.
 11. The DISTRICT reserves the right to review and/or audit all records pertaining to all projects, both during and after project completion.
 12. Up to the limits set forth in NRS Chapter 41, the CITY will indemnify and defend the DISTRICT against and from any and all claims and demands of whatsoever nature which arises out of allegations of negligence or misconduct of CITY officers, employees or agents, related to or under this Contract which results from injury or death of any persons whomsoever, or against and from damage to or loss or destruction of property.

13. Any costs found to be improperly allocated to this PROJECT will be refunded by the CITY to the DISTRICT.

...

...

...

...

...

...

...

...

...

...

...

...

...

...

...

...

...

...

...

...

...

14. The items covered in SECTION II - PROJECT COSTS must be completed to the satisfaction of the DISTRICT prior to December 31, 2022. The DISTRICT may, at any time thereafter, grant extensions or terminate this CONTRACT after thirty (30) days notice.

Date of District Action:

REGIONAL FLOOD CONTROL DISTRICT

ATTEST:

BY: _____
LAWRENCE L. BROWN III, Chair

DEANNA HUGHES, Secretary to the Board

Approved as to Form:

BY: _____
CHRISTOPHER FIGGINS
Chief Deputy District Attorney

Date of Council Action:

CITY OF HENDERSON

Richard A. Derrick, City Manager/CEO

ATTEST:

Approved as to Form:

Sabrina Mercadante, MMC, City Clerk

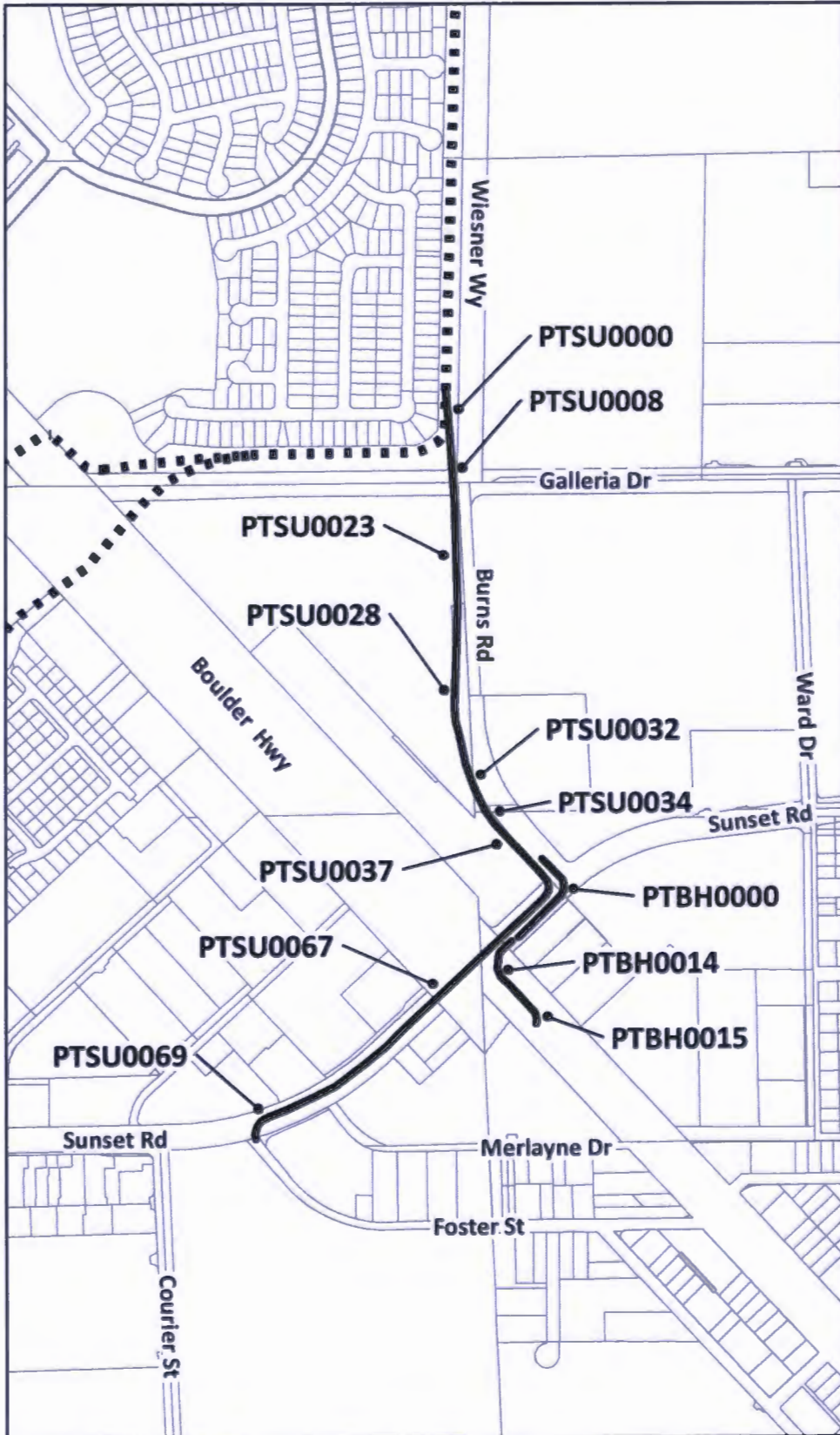
Nicholas G. Vaskov, City Attorney

Approved as to Funding:

Approved as to Content:

Jim McIntosh
Finance Director

Edward McGuire
Director of Public Works



**PUBLIC WORKS
DEPARTMENT**



**City of Henderson
REGIONAL
FLOOD CONTROL
DISTRICT
EXHIBIT A**



Legend
 — Proposed MPU Facility
 - - - Existing MPU Facility



This map is offered as a general reference guide only. Neither warranty of accuracy is intended nor should any be assumed.

MAP NAME:
EXHIBIT A
AUTHOR: **DATE:**
 DCT 11/7/2019
FILE:

EXHIBIT A PITTMAN - SUNSET, GALLERIA TO FOSTER (HEN12K19)

P:\work\ass\pworks\FloodControl\ExhibitA\roads\HEN12K19

10. **Comments By the General Public**

A period devoted to comments by the general public about matters relevant to the Regional Flood Control District Technical Advisory Committee jurisdiction will be held. No vote may be taken on a matter not listed on the posted agenda. Comments will be limited to three minutes. Please step up to the speaker's podium, clearly state your name and address and please **spell** your last name for the record. If any member of the Regional Flood Control District Technical Advisory Committee wishes to extend the length of a presentation, this will be done by the Chairman or the Regional Flood Control District Technical Advisory Committee by majority vote. All comments by speakers should be relevant to the Regional Flood Control District Technical Advisory Committee action and jurisdiction.