


REGIONAL FLOOD CONTROL DISTRICT



NOTICE OF PUBLIC MEETING

CLARK COUNTY REGIONAL FLOOD CONTROL DISTRICT CITIZENS ADVISORY COMMITTEE

JUNE 3, 2019
3:00 P.M.

RFCD/RTC ADMINISTRATION BUILDING
SECOND FLOOR MEETING ROOM #268/296
600 SOUTH GRAND CENTRAL PARKWAY
LAS VEGAS, NEVADA 89106

****FOR ADDITIONAL INFORMATION CONTACT:**

DEANNA HUGHES, BOARD SECRETARY
600 SOUTH GRAND CENTRAL PARKWAY, SUITE 300
LAS VEGAS, NEVADA 89106
(702) 685-0000

TT/TDD: Relay Nevada toll free (800) 326-6868

This meeting has been properly noticed and posted at the following locations:

Clark County Regional Flood Control District 600 South Grand Central Parkway Las Vegas, Nevada 89106	Clark County Regional Flood Control District Worldwide Website www.regionalflood.org
Clark County Government Center 500 South Grand Central Parkway Las Vegas, Nevada 89155	City of Boulder City 401 California Boulder City, Nevada 89005
City of Henderson 240 Water Street Henderson, Nevada 89015	City of Las Vegas 495 S. Main Street Las Vegas, Nevada 89101
City of Mesquite 10 East Mesquite Boulevard Mesquite, Nevada 89027	City of North Las Vegas 2250 Las Vegas Boulevard North Ste. 800 North Las Vegas, Nevada 89030
The Notice, Agenda, and Agenda Full-Backup have been posted on the District's Website at www.regionalflood.org	The Notice has been posted on the State of Nevada Public Notice Website at https://notice.nv.gov/

By: _____

C. Ramey

**Supporting material available upon request.

1. **Comments By the General Public**

This is a period devoted to comments by the general public about items on **this** agenda. If you wish to speak to the Regional Flood Control District Citizens Advisory Committee about items within its jurisdiction but not appearing on this agenda, you must wait until the "Comments By the General Public" period listed at the end of this agenda. Comments will be limited to three minutes. Please step up to the speaker's podium, clearly state your name and address and please **spell** your last name for the record. If any member of the Regional Flood Control District Citizens Advisory Committee wishes to extend the length of a presentation, this will be done by the Chairman or the Regional Flood Control District Citizens Advisory Committee by majority vote.

REGIONAL FLOOD CONTROL DISTRICT



**AGENDA
CLARK COUNTY REGIONAL FLOOD CONTROL DISTRICT
CITIZENS ADVISORY COMMITTEE
JUNE 3, 2019
3:00 P.M.**

- Items on the agenda may be taken out of order.
- The Regional Flood Control District Citizens Advisory Committee may combine two or more agenda items for consideration.
- The Regional Flood Control District Citizens Advisory Committee may remove an item from the agenda or delay discussion relating to an item on the agenda at any time.

I. Call to Order

1. Comments By the General Public

This is a period devoted to comments by the general public about items on **this** agenda. If you wish to speak to the Regional Flood Control District Citizens Advisory Committee about items within its jurisdiction but not appearing on this agenda, you must wait until the “Comments By the General Public” period listed at the end of this agenda. Comments will be limited to three minutes. Please step up to the speaker’s podium, clearly state your name and address and please **spell** your last name for the record. If any member of the Regional Flood Control District Citizens Advisory Committee wishes to extend the length of a presentation, this will be done by the Chairman or the Regional Flood Control District Citizens Advisory Committee by majority vote.

2. Action to approve the agenda with deletion of any items (*For possible action*)
3. Action to approve the minutes of the April 29, 2019 meeting (*For possible action*)

II. Administration

4. Action to accept the financial reports (*For possible action*)
5. Action to adopt amendments to the Ten-Year Construction Program (*For possible action*)

6. Action to approve the final accounting reports and close out the interlocal contracts for the following projects (*For possible action*):
 - Central Freeway Channel at Cheyenne (design) – NLV18F13
 - Brooks Channel (design) – NLV18B07
 - Flamingo Diversion – Rainbow Branch (design) – CLA27C08
7. Action to accept the third amendment to the final accounting report and project closeout for construction for Tropicana Wash at Swenson Street – CLA10G12 (*For possible action*)
8. Receive the Third Quarter Maintenance Work Program Status Reports for FY 2018-19 as submitted by the entities
9. Action to approve the budgets, plans and interlocal contracts for the Fiscal Year 2019-20 Maintenance Work Program (*For possible action*)
10. Action to approve the professional services agreement with HDR Engineering, Inc., for the National Pollutant Discharge Elimination System Permit Compliance for the Las Vegas Valley (*For possible action*)
11. Action to adopt the Project Prioritization of Projects, Ten-Year Construction Program and Fiscal Year 2019-2020 project list and take any action deemed appropriate (*For possible action*)

III. Design and Construction

12. Action to approve the first supplemental interlocal contract for maintenance to increase funding for Fiscal Year 2018-19 – City of North Las Vegas (*For possible action*)
13. Brent Drainage System – Floyd Lamb Park to Durango Drive – City of Las Vegas (*For possible action*)
 - a. Action to approve construction change order no. 14
 - b. Action to approve the third supplemental interlocal contract for construction to extend the project completion date

14. Action to approve the supplemental interlocal contracts for design and construction to extend the project completion date for the following projects (*For possible action*):
 - a. Fifth Supplemental – Pittman, Horizon Ridge Detention Basin – City of Henderson
 - b. Third Supplemental – Horizon Ridge Detention Basin – City of Henderson

15. Action to approve the supplemental interlocal contracts for design and construction to increase funding for the following projects (*For possible action*):
 - a. Fourth Supplemental – Fairgrounds Detention Basin – Clark County
 - b. First Supplemental – Flamingo Wash, Eastern Avenue – Clark County
 - c. Third Supplemental – Airport Channel – Naples – Clark County
Fifth Supplemental – Las Vegas Wash – Sloan Channel to Bonanza Road and Flamingo Wash below Nellis Boulevard – Clark County

IV. Other Items

16. Action to approve a Proclamation that July 2019 be proclaimed “Flash Flood Awareness Month” and that all residents and visitors be urged to make themselves aware of the dangers of flash flooding in order to take the necessary precautions in preventing the loss of property (*For possible action*)

17. Action to approve the interlocal agreement with KCLV-Channel 2 for videotaping and editing of six Flood Channel television shows (*For possible action*)

18. **Comments By the General Public**
A period devoted to comments by the general public about matters relevant to the Regional Flood Control District Citizens Advisory Committee jurisdiction will be held. No vote may be taken on a matter not listed on the posted agenda. Comments will be limited to three minutes. Please step up to the speaker’s podium, clearly state your name and address and please **spell** your last name for the record. If any member of the Regional Flood Control District Citizens Advisory Committee wishes to extend the length of a presentation, this will be done by the Chairman or the Regional Flood Control District Citizens Advisory Committee by majority vote. All comments by speakers should be relevant to the Regional Flood Control District Citizens Advisory Committee action and jurisdiction.

NOTE: The next scheduled Citizens Advisory Committee meeting is on Monday, July 1, 2019 at 3:00 p.m.

MINUTES
CLARK COUNTY REGIONAL FLOOD CONTROL DISTRICT
CITIZENS ADVISORY COMMITTEE
APRIL 29, 2019
3:00 P.M.

These minutes are prepared in compliance with NRS 241.035. Text is in summarized rather than verbatim format. For complete contents, please refer to meeting tapes on file at the Regional Flood Control District (RFCD) offices.

MEETING NOTICES: Public Notices of this meeting were properly posted by Cristle Ramey of the Regional Flood Control District (RFCD) in the following locations: Boulder City City Hall, Clark County Government Center, Henderson City Hall, Las Vegas City Hall, Mesquite City Hall, North Las Vegas City Hall, Clark County Regional Flood Control District (RFCD) Offices, Clark County Regional Flood Control District (RFCD) Website (www.regionalflood.org), and the State of Nevada Public Notice Website (<https://notice.nv.gov/>)

CALL TO ORDER: Mr. Ronald Newell, Chairman, Clark County, called the meeting to order at 3:01 p.m., in Room 108, 600 South Grand Central Parkway, with the following members present:

MEMBERS PRESENT: Ronald Newell, Chairman, Clark County
Bill Starmer, City of Las Vegas
Kyle Stephens, City of Las Vegas
Jason Gross, City of Boulder City
Ed Uehling, Clark County
Larry Schultz, Clark County
Jim Jordano, City Of Henderson

MEMBERS EXCUSED: Shawn Meagher, Vice-Chairman, City of North Las Vegas
Harshal Desai, City of Henderson
Shawn Fleming, City of Boulder City
Karina Barragan, City of North Las Vegas
Norman Ashford, City of Mesquite

STAFF: Steven C. Parrish, General Manager/Chief Engineer
Andrew Trelease, Assistant General Manager
Christopher Figgins, Chief Deputy District Attorney
Todd Myers, Engineering Director
Jeanine Pitts-Dilworth, Administrative Services Director
John Tennert, Environmental Mitigation Manager
Abigail Mayrena, Principal Civil Engineer
Brian Rowley, Principal Civil Engineer

Ching Wang, Senior Civil Engineer
Jessica Butte, Fiscal Services Administrator
Cristle Ramey, Senior Office Specialist

INTERESTED PARTIES: Mr. Matthew Wilkinson, P.E., Atkins North America, Inc.
Mr. Jeff Douglas, P.E., Louis Berger, Inc.

I. Call to Order

Mr. Ronald Newell, Chairman, called the Citizens Advisory Committee meeting to order at 3:01 p.m. in Room 108 of the RFCD/RTC Administration Building.

1. Comments By the General Public

Mr. Parrish welcomed and introduced Mr. Jim Jordano, City of Henderson, to the Citizens Advisory Committee. Mr. Jim Jordano was appointed to the Citizens Advisory Committee to replace Mr. Larry Nelson.

2. Action to approve the agenda with deletion of any items (*For possible action*)

Staff recommends approval.

Mr. Starmer moved for approval of the agenda.

**7 AYES – 0 NAYS
Motion Carried**

3. Action to approve the minutes of the April 1, 2019 meeting (*For possible action*)

Upon a motion by Mr. Schultz, the minutes of the April 1, 2019 meeting were approved.

**7 AYES – 0 NAYS
Motion Carried**

II. Administration

4. Action to accept the financial reports (*For possible action*)

Mr. Parrish stated that the financial reports are in the agenda backup and that the Sales Tax continued to be favorable. Mr. Parrish stated that the District had received \$8.4 million for the month of February, which is \$600,000 or 5% above the District's estimate for the year. Mr. Parrish stated that with four (4) months remaining before the year ends, the District has received \$72,000,000 in Sales Tax. Mr. Parrish stated that the District is on the path to achieving the District's goal of \$105,300,000 for the year.

Mr. Schultz inquired whether the Sales Tax revenue amount shown for the month of March in the financial report was received for the month of March. Ms. Jessica Butte, Fiscal Services Administrator, Regional Flood Control District, responded that the Sales Tax revenue displayed for the month of March was the Sales Tax revenue received for the month of January. Mr. Parrish continued by stating that there is a two (2) month percolation cycle due to the process set forth by the State of Nevada from when the Sales Tax Revenue is received, before distribution to the District.

Mr. Parrish agreed, as requested by Mr. Schultz and Mr. Uehling, to note going forward, the period for which the Sales Tax Revenue has been received.

Staff recommends accepting the financial reports.

Mr. Starmer moved to follow staff recommendation.

7 AYES – 0 NAYS

Motion Carried

5. Action to adopt amendments to the Ten-Year Construction Program (*For possible action*)

Mr. Parrish stated that these are amendments to the Ten-Year Construction Program with impacts that occur later in the agenda.

Staff recommends approval.

Mr. Starmer moved to follow staff recommendation.

7 AYES – 0 NAYS

Motion Carried

6. Action to approve the final accounting reports and close out the interlocal contracts for the following projects (*For possible action*):

- Duck Creek at Dean Martin (construction) – CLA08W16
- Duck Creek at Dean Martin (design) – CLA08Q13
- Gowan North-Buffalo Branch, Lone Mtn. to Washburn Rd. (design) – LAS24H13

Mr. Parrish stated that the design and/or construction phase of these three (3) projects has been completed. Closeout of these projects will return the amount of \$832,820.20.

Staff recommends approval.

Mr. Gross moved to follow staff recommendation.

7 AYES – 0 NAYS

Motion Carried

7. Action to approve the first amendment to the professional services agreement with ICF Jones & Stokes, Inc., to extend the term of the agreement for the development of a Regional In-Lieu Fee Mitigation Program for future flood control master plan projects (*For possible action*)

Mr. Parrish stated that in May 2018, the District entered into an agreement with ICF Jones & Stokes Inc., to assist the District in preparing an In-Lieu Fee Mitigation Program for 404 permitting. Mr. Parrish continued by stating that when an impact to Water of the United States occurs, the District utilizes the In-Lieu Fee Mitigation Program for mitigation. The District's current In-Lieu Fee Mitigation Program is depleting in credits, therefore, it is essential for the District to create a new program. Mr. Parrish stated that due to the magnitude of the project, this is a request for extension of time. There is no fiscal impact.

Mr. Schultz inquired whether it is the intent of the District to establish a new agreement with another contractor or allow ICF Jones & Stokes, Inc. to manage the program going forward, and who was the point of contact at the District. Mr. Parrish responded that the agreement with ICF Jones & Stokes Inc., is solely for the basis of establishing the program. Once the program has been established, the new program will continue and the agreement with ICF Jones & Stokes Inc. will be concluded. Mr. Parrish stated that Mr. John Tennert, Environmental Mitigation Manager at the Regional Flood Control District is the point of contact.

Mr. Uehling asked whether this agreement is for this project only or whether there will be a pilot for projects in the future. Mr. Parrish stated that the District is establishing a banking application that will be utilized for multiple projects in the future, providing mitigation for those projects. Once the program is launched, the District will have the ability to purchase credits through the banking application to offset impacts to waters with multiple District projects.

Mr. Uehling asked what are considered in-lieu items. Mr. Parrish stated the District is providing this program, in lieu of another type of mitigation, such as an in-kind mitigation. Mr. Parrish explained that if the District was involved in a project that impacted an acre of wetland or an acre of waters, the District would have the ability to mitigate on that project and create or protect new waters.

Mr. Parrish stated that achieving this would be easier with the In-Lieu Mitigation Program, as opposed to another type of mitigation. Mr. Parrish continued by stating that the funds deposited into the bank by the District, will be utilized to improve a watershed within Clark County. In the past, the District utilized funds from the Inland Fee program from the Wetlands Park, to restore the wetlands. Mr. Parrish stated that the improvements are required to be made in the area where the impact is occurring. The Environmental Protection Agency (EPA) and the Corps of Engineers are responsible for issuing 404 permits.

Staff recommends approval.

Mr. Gross moved to follow staff recommendation.

**7 AYES – 0 NAYS
Motion Carried**

8. Action to approve an interlocal agreement among the City of Henderson, City of Las Vegas, City of North Las Vegas, Clark County, Clark County Regional Flood Control District, Clark County Water Reclamation District and the Southern Nevada Water Authority to establish funding allocations and the budget for the Las Vegas Wash Activities in Fiscal Year 2019-20 (*For possible action*)

Mr. Parrish stated that an agreement was made with the Southern Nevada Water Authority (SNWA) and other agencies called the Comprehensive Adaptive Management Plan (CAMP) to organize Las Vegas Wash activities in and around the wetlands area. Mr. Parrish stated the Southern Nevada Water Authority (SNWA) formulated a budget in excess of \$1 million, which includes a grant from the Bureau of Reclamation. The remainder of the funds is split between different agencies in Southern Nevada. Mr. Parrish stated that the District's contribution of 10%, is the amount of \$74,774 for fiscal year 2019.

Staff recommends approval.

Mr. Schultz moved to follow staff recommendation.

**7 AYES – 0 NAYS
Motion Carried**

9. Action to approve the amendment to the space use lease agreement with Boulder City for the operation of Flood Threat Recognition System equipment (*For possible action*)

Mr. Parrish stated that the District is in possession of a radio repeater on the Red Mountain communication site in Boulder City. The District intends to erect a Flood Threat Recognition System (FTRS) weather site to measure rainfall, wind and other types of atmospheric changes that occur in that area. Mr. Parrish stated that the Flood Threat Recognition System (FTRS) site wasn't included in the original space use lease agreement.

Staff recommends approval.

Mr. Uehling moved to follow staff recommendation.

**7 AYES – 0 NAYS
Motion Carried**

10. Discussion and possible action to approve the Prioritization of Projects, Ten-Year Construction Program and Fiscal Year 2019-2020 project list (*For possible action*)

Mr. Parrish stated this item is to alert member entities that it is time to update the Ten-Year Construction Program. The District prepared and emailed a draft of the Ten-Year Construction plan to each entity. The entities have met the deadline set forth by submitting their proposed projects to the District. Mr. Parrish stated the District is currently conducting reviews of the proposed projects and available funding. Mr. Parrish continued by stating that the District will be interacting with the entities within the next month, then an item will be put forth before the Citizens Advisory Committee for adoption.

No Action Required.

III. Design and Construction

11. Action to approve a request to reallocate funding within the interlocal contract for design for Pittman North Detention Basin and Outfall – City of Henderson (*For possible action*)

Mr. Parrish stated that this is a reallocation of funds from the City of Henderson, in the amount of \$1,602.20 from the design engineering line item in the contract, to the environmental mitigation line item, in order to pay for work that was completed in environmental. There is no fiscal impact.

Staff recommends approval.

Mr. Starmer moved to follow staff recommendation.

**7 AYES – 0 NAYS
Motion Carried**

12. Action to approve the supplemental interlocal contracts for construction and design to extend the project completion date for the following projects (*For possible action*):
 - a. First Supplemental – Duck Creek, Las Vegas Boulevard – Clark County
 - b. Second Supplemental – Local Drainage Improvements for Katie Avenue Storm Drain – Clark County
 - c. Second Supplemental – Searchlight – South, Encinitas St. Storm Drain – Clark County

- d. First Supplemental – Gowan – Alexander Road, Rancho Drive to Decatur Boulevard – City of Las Vegas
- e. Second Supplemental – Gowan Box Canyon – Lone Mountain Road – City of Las Vegas
- f. Second Supplemental – Gowan North – El Capitan Branch, Lone Mountain to Ann Road – City of Las Vegas
- g. Second Supplemental – Cedar Avenue Channel – Improvements – City of Las Vegas
- h. Third Supplemental – Las Vegas Wash, Sloan Channel to Cedar Avenue – City of Las Vegas
- i. Second Supplemental – Flamingo – Boulder Hwy., North, Charleston – Boulder Hwy., to Maryland Parkway and Maryland Parkway System – City of Las Vegas

Mr. Parrish stated that these are supplements for extension of time for all the interlocal contracts in design or construction. These projects are completed and are requesting additional time to process invoices, as-builts, etc., and require the contract to remain open until the project is completed. There is no fiscal impact.

Staff recommends approval of items 12a through 12i.

Mr. Uehling moved to follow staff recommendation.

**7 AYES – 0 NAYS
Motion Carried**

- 13. Fifth Street Collector, Centennial Parkway to Deer Springs Way – City of North Las Vegas
 - a. Action to approve the first supplemental interlocal contract for construction to increase funding (*For possible action*)

Mr. Parrish stated that this is a supplement with a fiscal impact in the amount of \$292,000, which is required to cover the award of bid.

Staff recommends approval of item 13a.

Mr. Schultz moved to follow staff recommendation.

**7 AYES – 0 NAYS
Motion Carried**

- b. Receive a report on the award of bid for construction

Mr. Parrish stated that on February 5, 2019, there were seven (7) bids received. The award of bid was to Las Vegas Paving Corp. in the amount of \$4,697,385, which is 11% above the engineer's estimate presented to the Board of Directors in September 2018.

Mr. Schultz inquired on the percentage of projects allocated to Las Vegas Paving Corp. and whether the allocation of many bids was due to adequate expertise or qualifications by Las Vegas Paving Corp. Mr. Parrish responded that Las Vegas Paving Corp. has been awarded 70% of the District's projects. They are considered a qualified, competent, contractor and if they provide the lowest bid, they are awarded the project.

Mr. Uehling inquired whether Las Vegas Paving Corp. was the lowest bid and whether the District considered 11% over the engineer's estimate to be high. Mr. Parrish responded that Las Vegas Paving's bid was the lowest bid. Mr. Parrish continued by stating that in a case where the lowest bid was not selected, there would be a basis for that decision. For example, a question of the contractors' competence based on performance history. Mr. Parrish stated that 11% above engineer's estimate is average, since the engineer's estimate at the time of presentation to the Board of Directors is dated September 2018. Due to several factors, including the lapse in time, can affect how bids reflect against the engineer's estimate.

Mr. Uehling followed by asking whether the bidders are aware before hand of what the bidders estimate was. Mr. Parrish responded that the engineer's estimate is public information, therefore, bidders will be able to view the engineer's estimate. Mr. Newell continued by stating that if the bids are too high above engineer's estimate, the entity may decide to restart the bidding process. Mr. Newell stated that if an out of town bidder and a local bidder submit bids for a project, the award of bid may be awarded to the local bidder depending on whether the local bidder has bidder's preference in accordance to Nevada Revised Statutes (NRS).

No Action Required.

14. Flamingo – Boulder Highway North – Boulder Hwy., Sahara to Charleston – City of Las Vegas

- a. Action to approve the first supplemental interlocal contract for construction to increase funding (*For possible action*)

Mr. Parrish stated that this is a supplement with a fiscal impact of \$4,548,353, to cover the award of bid for this project.

Staff recommends approval of item 14a.

Mr. Starmer moved to follow staff recommendation.

**7 AYES – 0 NAYS
Motion Carried**

- b. Receive a report on the award of bid for construction

Mr. Parrish stated that on April 2, 2019, three (3) bids were received. The recommended best bid was awarded to Harber Company, Inc., in the amount of \$29,909,671 which is 10% above engineer's estimate presented to the Board of Directors in October 2018.

No Action Required.

15. Beltway Detention Basin, Collection and Outfall – City of North Las Vegas (*For possible action*)

- a. Action to accept the project presentation

Mr. Matthew Wilkinson, P.E., Atkins North America, Inc. made the project presentation.

- b. Action to approve the interlocal contract for construction

Mr. Parrish stated that this is an interlocal contract for construction engineering and construction in the amount of \$16,192,926. There are sufficient funds for this project.

Staff recommends approval of items 15a and 15b.

Mr. Starmer moved to follow staff recommendation.

**7 AYES – 0 NAYS
Motion Carried**

16. Hollywood System, Phase II, Nellis Air Force Base Reach – City of North Las Vegas (*For possible action*)

- a. Action to accept the project presentation

Mr. Jeff Douglas, P.E., Louis Berger, Inc. made the project presentation.

Mr. Uehling asked about the reason the project is not sponsored by the Nellis Air Force Base, since the project is located on the Nellis Air Force Base property. Mr. Parrish responded that the project is part of the Regional Flood Control Master Plan system, and the construction of the project benefits the Nellis Air Force Base and properties south of the Nellis Air Force Base continuing to Sloan Channel. Mr. Parrish stated that the Nellis Air Force Base dedicated the right-of-way through the base with no additional cost to the District.

- b. Action to approve the interlocal contract for construction

Mr. Parrish stated that this is an interlocal contract for construction in the amount of \$19,610,000. There are sufficient funds for this project.

Staff recommends approval.

Mr. Schultz moved to follow staff recommendation.

**7 AYES – 0 NAYS
Motion Carried**

17. **Comments By the General Public**

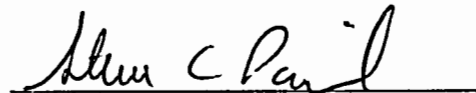
Mr. Parrish informed the Citizens Advisory Committee meeting members and attendees, that there is a severe thunderstorm warning in effect until 3:00 p.m. Mr. Parrish reminded all in attendance to drive safely during the inclement weather and cautioned against driving through flood waters.

There was no further response to the call for Comments By the General Public.


ADJOURNMENT

The meeting adjourned at 3:47 p.m.

Respectfully submitted,



Steven C. Parrish, P.E.
General Manager/Chief Engineer



Ronald Newell
Chairman

Attest June 3, 2019



Sherry Allen,
Board Secretary

/cr

CLARK COUNTY
REGIONAL FLOOD CONTROL DISTRICT
AGENDA ITEM

SUBJECT:
FINANCIAL REPORTS – APRIL 2019
PETITIONER:
STEVEN C. PARRISH, P.E., GENERAL MANAGER/CHIEF ENGINEER
RECOMMENDATION OF PETITIONER:
ACCEPT THE REPORTS (FOR POSSIBLE ACTION)

FISCAL IMPACT: None

BACKGROUND: The financial reports for April 2019, are submitted for your review:

<u>Section</u>	<u>Description</u>	<u>Page(s)</u>
A - Fund 2860	Fund Balance Report	1
	Appropriation Balance Report – FY 2018-19	2
	Sales Tax Revenue Report – FY 2018-19	3
	Monthly Expenditure Summary Report	4
B - Fund 2870	Fund Balance Report	5
	Maintenance Work Program Monthly Expenditures.....	6-8
	Maintenance Work Program Status Report – FY 2019	9-10
C - Fund 3300	Fund Balance Report	11
D - Fund 4430	Fund Balance Report	12
	Monthly Expenditure Report	13-14
E - Fund 4440	Fund Balance Report	15

TAC AGENDA ITEM # 4 DATE: 05/30/19	RFCD AGENDA ITEM # DATE: 06/13/19
CAC AGENDA ITEM # 4 DATE: 06/03/19	

F - Summary

Pay-As-You-Go Funded – Current Project Expense Summary	16-42
Bond Funded – Current Project Expense Summary	43-46
Capital Improvement Program – Open Projects Summary	47
Pay-As-You-Go Funding – Cumulative Reporting	48-60
Bond Funding – Cumulative Reporting.....	61-65
FY 2018-19 Projects Funded Summary	66-67
Estimated Funding Schedule	68

Respectfully submitted,



Jeanine Pitts-Dilworth
 Administrative Services Director

TAC AGENDA ITEM # 4 DATE: 05/30/19	RFCD AGENDA ITEM # DATE: 06/13/19
CAC AGENDA ITEM # 4 DATE: 06/03/19	

061319 Financial-item

REGIONAL FLOOD CONTROL DISTRICT
 FUND 2860 - OPERATING FUND
 FUND BALANCE REPORT
 APRIL 2019

BEGINNING CASH BALANCE:		\$	9,720,214.23
Accruals/Adjustments			<u>(2,810.66)</u>
	TOTAL BEGINNING BALANCE	\$	9,717,403.57
REVENUES:			
Sales Tax Revenue (Collected February 2019)			8,395,602.01
Interest Earnings			12,828.70
Fund 4430 - Transfer In Interest Earnings			61,538.46
Build America Bonds Rebate			1,339,136.36
Sale of Materials			-
Miscellaneous Other Revenue			-
Petty Cash Reimbursements			-
Miscellaneous Accruals/Adjustments			<u>15,385.80</u>
	TOTAL REVENUES	\$	9,824,491.33
EXPENDITURES:			
Salaries & Benefits			(361,631.82)
Services & Supplies			(150,921.01)
Professional Services			(102,929.07)
Capital Expenditures			(81,910.50)
Fund 2870 - Transfer Out Maintenance Work Program			(1,000,000.00)
Fund 3300 - Transfer Out Debt Service			(3,709,397.38)
Fund 4430 - Transfer Out Budgeted Transfers			(4,095,000.00)
Accruals/Adjustments			
Accounts Payable			(1,080.62)
Miscellaneous Accruals/Adjustments			<u>61,792.39</u>
	TOTAL EXPENSES	\$	<u>(9,441,078.01)</u>
ENDING CASH BALANCE:		\$	<u>10,100,816.89</u>

REGIONAL FLOOD CONTROL DISTRICT
 FUND 2860 - OPERATING FUND
 APPROPRIATION BALANCE REPORT
 FISCAL YEAR 2018-19

REVENUES/FINANCING SOURCES

	BUDGET	ACTUAL	ENCUMBRANCE/ ILC	UNREALIZED	% UNREALIZED
Revenues	\$ 108,309,352.00	\$ 74,889,675.15	N/A	\$ 33,419,676.85	31%
Other Sources	<u>800,000.00</u>	<u>615,384.62</u>	<u>N/A</u>	<u>184,615.38</u>	<u>23%</u>
TOTAL	\$ 109,109,352.00	\$ 75,505,059.77	N/A	\$ 33,604,292.23	31%

EXPENDITURES/TRANSFERS

	BUDGET	ACTUAL	ENCUMBRANCE/ ILC	AVAILABLE	% AVAILABLE
Expenditures (1)	\$ 9,748,604.00	\$ 6,032,822.40	\$ 1,759,394.15	\$ 1,956,387.45	20%
Transfers Out:					
Debt Service	39,270,425.00	37,269,772.91	-	2,000,652.09	5%
MWP	12,000,000.00	8,000,000.00	-	4,000,000.00	33%
CIP (1,2)	<u>54,000,000.00</u>	<u>33,990,000.00</u>	<u>-</u>	<u>20,010,000.00</u>	<u>37%</u>
TOTAL	\$ 115,019,029.00	\$ 85,292,595.31	\$ 1,759,394.15	\$ 27,967,039.54	24%

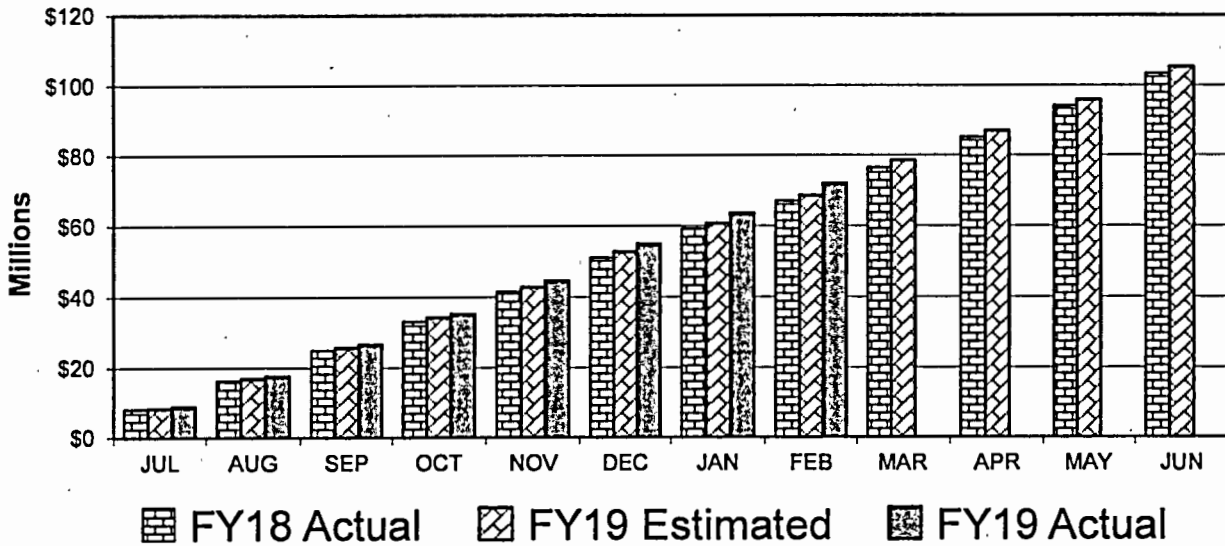
Notes:

- (1) Includes Budget Augmentation Approved 12/13/18.
- (2) Includes Local Drainage program.

**SALES TAX REVENUE REPORT
REGIONAL FLOOD CONTROL DISTRICT
FISCAL YEAR 2018-19
MODIFIED ACCRUAL BASIS**

MONTH SALES TAX COLLECTED BY MERCHANT	1/4 CENT SALES TAX ESTIMATE (as approved April 12, 2018)	ACTUAL SALES TAX REVENUES	DIFFERENCE OVER/(UNDER) ESTIMATE	PERCENT +/- FROM ESTIMATE
JULY	8,337,216.43	8,812,912.62	475,696.19	5.71%
AUGUST	8,503,452.27	8,803,958.07	300,505.80	3.53%
SEPTEMBER	8,856,367.65	8,991,766.94	135,399.29	1.53%
OCTOBER	8,501,254.63	8,633,436.49	132,181.86	1.55%
NOVEMBER	8,610,430.36	9,320,225.70	709,795.34	8.24%
DECEMBER	9,901,526.75	10,371,886.68	470,359.93	4.75%
JANUARY	8,053,625.31	8,645,825.21	592,199.90	7.35%
FEBRUARY	7,802,944.08	8,395,602.01	592,657.93	7.60%
MARCH	9,978,678.81			
APRIL	8,474,253.85			
MAY	8,895,566.19			
JUNE	9,384,683.67			
TOTAL:	\$ 105,300,000.00	\$ 71,975,613.72	\$ 3,408,796.24	4.97%

Estimated vs Actual Cumulative Sales Tax Receipts



Schedule of Monthly Expenditures - Summary
Fund 2860 - Operating Fund
4/1/2019 to 4/30/2019

<u>Fiscal Year</u>	<u>Account #</u>	<u>Account Name</u>	<u>Amount</u>
2019	61*/62*	Salaries and Benefits	361,631.82
	630000	Other Professional Services	100,185.07
	635000	Pro Svcs-Legal	2,744.00
	640310	R & M-Facilities	9,409.15
	640340	R & M-Vehicles	684.66
	641000	Other Rental Expense	1,727.43
	644610	Information System Services	687.23
	645000	Other Insurance	194.91
	646100	Telephone-Local	286.49
	646110	Telephone-Long Distance	11.29
	646120	Cell Phones/Beepers	348.29
	649200	Lodging	584.92
	649300	Auto	40.00
	649400	Meals	246.00
	649500	Registration/Training	335.00
	663000	Operating Supplies	127,016.87
	663200	Food	349.60
	663400	Office Supplies	947.77
	663421	LVA-IT Hardware-Modified Accrual	776.14
	663500	Wearing Apparel	54.45
	663601	LVA-Equipment-General-Modified Accrual	3,992.53
	663610	Computers & Supplies	477.59
	670100	Electricity	2,128.63
	670500	Disposal	83.94
	679600	Postage	538.12
	680400	Capital Outlay-Equipment-Mod Accrual	81,910.50
		Fiscal Year Total	\$697,392.40
		Grand Total	\$697,392.40

**REGIONAL FLOOD CONTROL DISTRICT
 FUND 2870 - FACILITIES MAINTENANCE FUND
 FUND BALANCE REPORT
 APRIL 2019**

BEGINNING CASH BALANCE:	\$ 8,542,243.95	
Accruals/Adjustments	<u>-</u>	
TOTAL BEGINNING CASH BALANCE:		\$ 8,542,243.95
REVENUES:		
Interest Income	15,174.45	
Fund 2860 - Transfer In Maintenance Work Program	1,000,000.00	
Miscellaneous Other Revenue/Adjustments	<u>630.00</u>	
TOTAL MONTHLY REVENUES		\$ 1,015,804.45
EXPENDITURES:		
Services & Supplies	-	
Maintenance Work Program Expenditures	(515,953.65)	
Accruals/Adjustments		
Miscellaneous Accruals/Adjustments	(298,674.82)	
Contract Retention Payable	-	
Contract Retention Interest Payable	-	
Accounts Payable	<u>-</u>	
TOTAL MONTHLY EXPENSES		\$ (814,628.47)
ENDING CASH BALANCE:		\$ <u>8,743,419.93</u>

**Regional Flood Control District
 Monthly Expenditures
 Maintenance Work Program
 4/1/2019 to 4/30/2019**

Fiscal Year - 2019

<u>Vendor</u>	<u>Facility</u>	<u>Invoice No.</u>	<u>Inv. Date</u>	<u>P.O. Number</u>	<u>Date Paid</u>	<u>Amount</u>
ATKINS NORTH AMERICA INC	RF.HN69	1901421	03/28/2019	4500286831	04/10/2019	\$25,799.70
CASHMAN EQUIPMENT RENTAL CO LLC	RF.HN69	I69517021	03/13/2019	4500293329	04/09/2019	\$7,501.20
CASHMAN EQUIPMENT RENTAL CO LLC	RF.HN69	I6967701	02/28/2019	4500293329	04/10/2019	\$1,107.57
CASHMAN EQUIPMENT RENTAL CO LLC	RF.HN69	I6967701	02/28/2019	4500293329	04/10/2019	\$1,107.58
CITY OF BOULDER CITY	RF.BC01	3162	04/17/2019	4500291126	04/30/2019	\$528.40
CITY OF BOULDER CITY	RF.BC01	3162	04/17/2019	4500291126	04/30/2019	\$2,132.20
CITY OF BOULDER CITY	RF.BC01	3162	04/17/2019	4500291126	04/30/2019	\$9,990.62
CITY OF BOULDER CITY	RF.BC01	3162	04/17/2019	4500291126	04/30/2019	\$473.00
CITY OF BOULDER CITY	RF.BC01	3162	04/17/2019	4500291126	04/30/2019	\$2,864.33
CITY OF BOULDER CITY	RF.BC02	3162	04/17/2019	4500291126	04/30/2019	\$750.00
CITY OF BOULDER CITY	RF.BC03	3162	04/17/2019	4500291126	04/30/2019	\$1,010.69
CITY OF BOULDER CITY	RF.BC04	3162	04/17/2019	4500291126	04/30/2019	\$6.65
CITY OF HENDERSON	RF.HN65	MSC5031033	03/26/2019	4500286838	04/09/2019	\$5,500.19
CITY OF HENDERSON	RF.HN65	MSC5031034	03/26/2019	4500286838	04/09/2019	\$7,754.91
CITY OF HENDERSON	RF.HN65	MSC5031035	03/26/2019	4500286838	04/09/2019	\$2,140.50
CITY OF HENDERSON	RF.HN65	MSC5031035	03/26/2019	4500286838	04/09/2019	\$517.45
CITY OF HENDERSON	RF.HN65	MSC5031035	03/26/2019	4500286838	04/09/2019	\$48.61
CITY OF HENDERSON	RF.HN65	MSC5031035	03/26/2019	4500286838	04/09/2019	\$70.81
CITY OF HENDERSON	RF.HN65	MSC5031035	03/26/2019	4500286838	04/09/2019	\$802.75
CITY OF HENDERSON	RF.HN66	MSC5031033	03/26/2019	4500286838	04/09/2019	\$5,565.29
CITY OF HENDERSON	RF.HN66	MSC5031034	03/26/2019	4500286838	04/09/2019	\$785.89
CITY OF HENDERSON	RF.HN67	MSC5031034	03/26/2019	4500286838	04/09/2019	\$342.72
CITY OF HENDERSON	RF.HN67	MSC5031035	03/26/2019	4500286838	04/09/2019	\$114.98
CITY OF HENDERSON	RF.HN67	MSC5031035	03/26/2019	4500286838	04/09/2019	\$48.61
CITY OF HENDERSON	RF.HN68	MSC5031034	03/26/2019	4500286838	04/09/2019	\$653.44
CITY OF HENDERSON	RF.HN68	MSC5031035	03/26/2019	4500286838	04/09/2019	\$129.35
CITY OF HENDERSON	RF.HN69	MSC5031034	03/26/2019	4500286838	04/09/2019	\$2,053.62
CITY OF HENDERSON	RF.HN69	MSC5031035	03/26/2019	4500286838	04/09/2019	\$19,939.66
CITY OF HENDERSON	RF.HN69	MSC5031035	03/26/2019	4500286838	04/09/2019	\$133.31
CITY OF HENDERSON	RF.HN69	MSC5031035	03/26/2019	4500286838	04/09/2019	\$145.12
CITY OF HENDERSON	RF.HN69	MSC5031035	03/26/2019	4500286838	04/09/2019	\$115.76
CITY OF HENDERSON	RF.HN69	MSC5031035	03/26/2019	4500286838	04/09/2019	\$1,289.56
CITY OF HENDERSON	RF.HN69	MSC5031035	03/26/2019	4500286838	04/09/2019	\$68,856.22
CITY OF HENDERSON	RF.HN70	MSC5031034	03/26/2019	4500286838	04/09/2019	\$293.34

**Regional Flood Control District
 Monthly Expenditures
 Maintenance Work Program
 4/1/2019 to 4/30/2019**

<u>Vendor</u>	<u>Facility</u>	<u>Invoice No.</u>	<u>Inv. Date</u>	<u>P.O. Number</u>	<u>Date Paid</u>	<u>Amount</u>
CITY OF HENDERSON	RF.HN71	MSC5031034	03/26/2019	4500286838	04/09/2019	\$293.34
CITY OF HENDERSON	RF.HN71	MSC5031035	03/26/2019	4500286838	04/09/2019	\$129.04
CITY OF HENDERSON	RF.HN72	MSC5031034	03/26/2019	4500286838	04/09/2019	\$293.34
CITY OF HENDERSON	RF.HN72	MSC5031035	03/26/2019	4500286838	04/09/2019	\$48.61
CITY OF HENDERSON	RF.HN73	MSC5031034	03/26/2019	4500286838	04/09/2019	\$293.34
CITY OF LAS VEGAS	RF.LV51	279217	04/09/2019	4500289796	04/23/2019	\$2,039.49
CITY OF LAS VEGAS	RF.LV52	279217	04/09/2019	4500289796	04/23/2019	\$79,079.04
CITY OF LAS VEGAS	RF.LV52	279217	04/09/2019	4500289796	04/23/2019	\$19,187.50
CITY OF LAS VEGAS	RF.LV53	279217	04/09/2019	4500289796	04/23/2019	\$2,566.89
CITY OF LAS VEGAS	RF.LV54	279217	04/09/2019	4500289796	04/23/2019	\$292.00
CITY OF LAS VEGAS	RF.LV54	279217	04/09/2019	4500289796	04/23/2019	\$477.00
CITY OF LAS VEGAS	RF.LV54	279217	04/09/2019	4500289796	04/23/2019	\$5,138.32
CITY OF LAS VEGAS	RF.LV55	279217	04/09/2019	4500289796	04/23/2019	\$371.35
CITY OF LAS VEGAS	RF.LV56	279217	04/09/2019	4500289796	04/23/2019	\$480.00
CITY OF LAS VEGAS	RF.LV57	279217	04/09/2019	4500289796	04/23/2019	\$703.20
CITY OF LAS VEGAS	RF.LV57	279217	04/09/2019	4500289796	04/23/2019	\$3,074.01
CITY OF NORTH LAS VEGAS	RF.NL01	352886	03/28/2019	4500286117	04/09/2019	\$1,398.20
CITY OF NORTH LAS VEGAS	RF.NL02	352886	03/28/2019	4500286117	04/09/2019	\$715.92
CITY OF NORTH LAS VEGAS	RF.NL06	352886	03/28/2019	4500286117	04/09/2019	\$1,073.88
CITY OF NORTH LAS VEGAS	RF.NL07	352886	03/28/2019	4500286117	04/09/2019	\$126,668.25
CITY OF NORTH LAS VEGAS	RF.NL08	352886	03/28/2019	4500286117	04/09/2019	\$635.69
CITY OF NORTH LAS VEGAS	RF.NL12	352886	03/28/2019	4500286117	04/09/2019	\$16,934.41
CITY OF NORTH LAS VEGAS	RF.NL12	352886	03/28/2019	4500286117	04/09/2019	\$2,519.73
CITY OF NORTH LAS VEGAS	RF.NL13	352886	03/28/2019	4500286117	04/09/2019	\$11,355.43
CITY OF NORTH LAS VEGAS	RF.NL13	352886	03/28/2019	4500286117	04/09/2019	\$1,351.61
CITY OF NORTH LAS VEGAS	RF.NL14	352886	03/28/2019	4500286117	04/09/2019	\$2,191.66
CITY OF NORTH LAS VEGAS	RF.NL14	352886	03/28/2019	4500286117	04/09/2019	\$894.90
CITY OF NORTH LAS VEGAS	RF.NL16	352886	03/28/2019	4500286117	04/09/2019	\$4,149.07
CITY OF NORTH LAS VEGAS	RF.NL16	352886	03/28/2019	4500286117	04/09/2019	\$635.69
NEWFIELDS COMPANIES LLC	RF.HN65	5607578REV	03/19/2019	4500297486	04/18/2019	\$1,440.00
PUBLIC WORKS/CC TREAS	RF.CC01	4019000113	04/30/2019	none	04/30/2019	\$17,100.00
PUBLIC WORKS/CC TREAS	RF.CC02	4019000114	04/30/2019	none	04/30/2019	\$1,700.00
PUBLIC WORKS/CC TREAS	RF.CC03	4019000115	04/30/2019	none	04/30/2019	\$4,189.00
PUBLIC WORKS/CC TREAS	RF.CC05	4019000116	04/30/2019	none	04/30/2019	\$3,400.00
PUBLIC WORKS/CC TREAS	RF.CC05	4019000117	04/30/2019	none	04/30/2019	\$7,349.49
PUBLIC WORKS/CC TREAS	RF.CC06	4019000118	04/30/2019	none	04/30/2019	\$4,500.00
PUBLIC WORKS/CC TREAS	RF.CC08	4019000119	04/30/2019	none	04/30/2019	\$16,640.22

**Regional Flood Control District
 Monthly Expenditures
 Maintenance Work Program
 4/1/2019 to 4/30/2019**

<u>Vendor</u>	<u>Facility</u>	<u>Invoice No.</u>	<u>Inv. Date</u>	<u>P.O. Number</u>	<u>Date Paid</u>	<u>Amount</u>
PUBLIC WORKS/CC TREAS	RF.CC09	4019000120	04/30/2019	none	04/30/2019	\$450.00
PUBLIC WORKS/CC TREAS	RF.CC16	4019000121	04/30/2019	none	04/30/2019	\$850.00
PUBLIC WORKS/CC TREAS	RF.CC19	4019000122	04/30/2019	none	04/30/2019	\$1,700.00
PUBLIC WORKS/CC TREAS	RF.CC21	4019000123	04/30/2019	none	04/30/2019	\$1,700.00
REGIONAL FLOOD CONTROL	RF.HN69	2019077345	04/08/2019	none	04/08/2019	(\$630.00)
Total Expenditures						<u>\$515,953.65</u>
Grand Total						<u><u>\$515,953.65</u></u>

**Regional Flood Control District
Maintenance Work Program Status Report - Fiscal Year 2019**

Boulder City

<u>Facility</u>	<u>Facility Name</u>	<u>Budget</u>	<u>Amount Spent</u>	<u>Amount Remaining</u>
RF.BC01	Hemenway Watershed	\$182,000.00	\$69,830.83	\$112,169.17
RF.BC02	Georgia/Buchanan Watershed	\$65,000.00	\$4,401.94	\$60,598.06
RF.BC03	North Railroad Watershed	\$20,000.00	\$9,485.90	\$10,514.10
RF.BC04	West Airport Watershed	\$33,000.00	\$1,209.01	\$31,790.99
		\$300,000.00	\$84,927.68	\$215,072.32

Clark County

<u>Facility</u>	<u>Facility Name</u>	<u>Budget</u>	<u>Amount Spent</u>	<u>Amount Remaining</u>
RF.CC01	Flamingo Wash	\$881,500.00	\$385,869.18	\$495,630.82
RF.CC02	Las Vegas Wash	\$313,000.00	\$151,497.51	\$161,502.49
RF.CC03	Duck Creek	\$475,500.00	\$369,095.22	\$106,404.78
RF.CC05	Las Vegas Range Wash	\$2,609,500.00	\$759,121.83	\$1,850,378.17
RF.CC06	Tropicana Wash	\$265,000.00	\$94,754.69	\$170,245.31
RF.CC07	Airport Channel	\$48,500.00	\$19,341.91	\$29,158.09
RF.CC08	Monson Channel	\$1,854,700.00	\$26,697.06	\$1,828,002.94
RF.CC09	Rawhide Channel	\$63,500.00	\$5,930.44	\$57,569.56
RF.CC10	Van Buskirk Channel	\$37,000.00	\$23,597.13	\$13,402.87
RF.CC11	Flamingo Wash North Fork	\$45,000.00	\$7,946.68	\$37,053.32
RF.CC14	Laughlin Washes	\$69,500.00	\$43,288.75	\$26,211.25
RF.CC15	Moapa Valley	\$70,500.00	\$617.66	\$69,882.34
RF.CC16	Blue Diamond Wash	\$147,500.00	\$53,579.01	\$93,920.99
RF.CC17	Searchlight	\$7,500.00	\$157.39	\$7,342.61
RF.CC18	Bunkerville	\$14,500.00	\$1,884.26	\$12,615.74
RF.CC19	Pittman Wash	\$41,500.00	\$21,136.96	\$20,363.04
RF.CC20	Indian Springs	\$13,500.00	\$919.78	\$12,580.22
RF.CC21	Northern Beltway Channels	\$34,000.00	\$12,706.82	\$21,293.18
		\$6,991,700.00	\$1,978,142.28	\$5,013,557.72

Henderson

<u>Facility</u>	<u>Facility Name</u>	<u>Budget</u>	<u>Amount Spent</u>	<u>Amount Remaining</u>
RF.HN65	C1 North	\$992,701.53	\$327,265.79	\$665,435.74
RF.HN66	C1 South	\$440,454.87	\$391,464.29	\$48,990.58
RF.HN67	Pittman Central NE	\$77,253.83	\$37,566.02	\$39,687.81
RF.HN68	Pittman Central SE	\$45,975.59	\$22,181.15	\$23,794.44
RF.HN69	Pittman Central NW	\$367,435.16	\$336,130.28	\$31,304.88
RF.HN70	Pittman Central SW	\$27,885.03	\$14,855.02	\$13,030.01
RF.HN71	Pittman Anthem Inspirada	\$44,468.73	\$28,573.94	\$15,894.79
RF.HN72	Pittman Seven Hills	\$32,238.82	\$26,499.04	\$5,739.78
RF.HN73	Pittman West Henderson	\$9,586.44	\$7,527.06	\$2,059.38
		\$2,038,000.00	\$1,192,062.59	\$845,937.41

Las Vegas

<u>Facility</u>	<u>Facility Name</u>	<u>Budget</u>	<u>Amount Spent</u>	<u>Amount Remaining</u>
RF.LV51	Cedar Ave Channel/Nellis System	\$100,000.00	\$34,206.38	\$65,793.62
RF.LV52	Gowan/Angel Pk/Lone Mtn System	\$700,000.00	\$478,245.92	\$221,754.08
RF.LV53	Lake Mead/Smoke Ranch/Washington Sys	\$100,000.00	\$27,572.11	\$72,427.89

Regional Flood Control District

Maintenance Work Program Status Report - Fiscal Year 2019

<u>Facility</u>	<u>Facility Name</u>	<u>Budget</u>	<u>Amount Spent</u>	<u>Amount Remaining</u>
RF.LV54	Las Vegas Wash System	\$700,000.00	\$314,122.07	\$385,877.93
RF.LV55	Meadows/Oakey System	\$100,000.00	\$21,770.71	\$78,229.29
RF.LV56	Washington Ave/LV Creek	\$225,000.00	\$7,944.45	\$217,055.55
RF.LV57	US95/Outer Beltway/Ann Road System	\$900,000.00	\$295,813.14	\$604,186.86
		<u>\$2,825,000.00</u>	<u>\$1,179,674.78</u>	<u>\$1,645,325.22</u>

Mesquite

<u>Facility</u>	<u>Facility Name</u>	<u>Budget</u>	<u>Amount Spent</u>	<u>Amount Remaining</u>
RF.ME01	Mesquite Town Wash	\$19,000.00	\$10,537.84	\$8,462.16
RF.ME02	Abbott Wash Channel	\$14,300.00	\$1,395.16	\$12,904.84
RF.ME04	Town Wash Detention Basin	\$292,400.00	\$92,435.53	\$199,964.47
RF.ME07	Pulsipher Wash	\$29,400.00	\$7,604.28	\$21,795.72
RF.ME08	Abbott Wash Detention Basin	\$60,000.00	\$24,243.02	\$35,756.98
RF.ME09	Pulsipher Wash Detention Basin	\$29,700.00	\$11,174.98	\$18,525.02
		<u>\$444,800.00</u>	<u>\$147,390.81</u>	<u>\$297,409.19</u>

North Las Vegas

<u>Facility</u>	<u>Facility Name</u>	<u>Budget</u>	<u>Amount Spent</u>	<u>Amount Remaining</u>
RF.NL01	LV Wash "N" Channel	\$20,575.00	\$16,051.57	\$4,523.43
RF.NL02	Las Vegas Wash-Middle	\$99,665.38	\$85,045.71	\$14,619.67
RF.NL03	LV Wash-King Charles Channel	\$20,321.00	\$11,388.23	\$8,932.77
RF.NL04	Vandenberg Detention Basin	\$72,374.73	\$65,676.80	\$6,697.93
RF.NL05	North Las Vegas Detention Basin	\$9,985.65	\$3,560.26	\$6,425.39
RF.NL06	Upper LVW DB & Moccasin Levee	\$287,842.42	\$283,337.71	\$4,504.71
RF.NL07	Carey/Lake Mead Detention Basin	\$374,779.58	\$347,171.32	\$27,608.26
RF.NL08	Gowan Outfall Channel	\$14,194.01	\$6,369.74	\$7,824.27
RF.NL10	Upper Las Vegas Wash	\$10,000.00	\$6,221.66	\$3,778.34
RF.NL11	Clayton Street Channel	\$19,571.00	\$10,621.63	\$8,949.37
RF.NL12	Lower Las Vegas Detention Basin	\$299,116.06	\$278,877.40	\$20,238.66
RF.NL13	West Trib-Ranch House to Lower LV DB	\$47,871.00	\$43,842.65	\$4,028.35
RF.NL14	Trib to Western Trib @ Craig Rd	\$25,687.22	\$9,180.52	\$16,506.70
RF.NL15	Las Vegas Wash-Smoke Ranch	\$11,748.45	\$525.72	\$11,222.73
RF.NL16	Upper Las Vegas Wash Channel	\$37,066.13	\$19,469.27	\$17,596.86
RF.NL17	Range Wash-LVW Diversion & Levee	\$314,799.62	\$299,760.58	\$15,039.04
RF.NL18	Cheyenne Peaking Basin	\$51,902.75	\$13,493.72	\$38,409.03
		<u>\$1,717,500.00</u>	<u>\$1,500,594.49</u>	<u>\$216,905.51</u>
	Program Total	<u><u>\$14,317,000.00</u></u>	<u><u>\$6,082,792.63</u></u>	<u><u>\$8,234,207.37</u></u>

REGIONAL FLOOD CONTROL DISTRICT
 FUND 3300 - BOND DEBT SERVICE FUND
 FUND BALANCE REPORT
 APRIL 2019

BEGINNING CASH BALANCE	\$ 18,102,497.58	
Accruals/Adjustments	<u>(584,080.00)</u>	
TOTAL BEGINNING CASH BALANCE		\$ 17,518,417.58
REVENUES:		
Interest Income	38,847.44	
Fund 2860 - Transfer In Debt Service	3,709,397.38	
Bonds Issued	-	
Premium on Bonds Issued	-	
Miscellaneous Other Revenue	-	
Accruals/Adjustments		
Miscellaneous Accruals/Adjustments	<u>-</u>	
TOTAL MONTHLY REVENUES		\$ 3,748,244.82
EXPENDITURES:		
Professional Services	(68,325.00)	
Debt Service Payments*	-	
Payments to Escrow Agent	-	
Transfers Out to Other Funds	-	
Accruals/Adjustments		
Miscellaneous Accruals/Adjustments	<u>(78,306.34)</u>	
TOTAL MONTHLY EXPENSES		\$ <u>(146,631.34)</u>
ENDING CASH BALANCE:		\$ <u><u>21,120,031.06</u></u>

*Principal payments paid annually (November); Interest payments paid semi-annually (May and November)

**REGIONAL FLOOD CONTROL DISTRICT
 FUND 4430 - CONSTRUCTION FUND
 FUND BALANCE REPORT
 APRIL 2019**

BEGINNING CASH BALANCE:

Cash in Custody of Treasurer	\$ 118,522,456.87	
Custodial Account Cash Balance	132,370,365.81	
Accruals/Adjustments	-	
	<hr/>	
TOTAL BEGINNING CASH BALANCE		\$ 250,892,822.68

REVENUES:

Fund 2860 - Transfer In Budgeted Transfer	4,095,000.00	
Fund 3300 - Transfer In Bond Proceeds	-	
Custodial Account - Transfer In to Treasurer	-	
Interest Earnings	211,593.69	
Custodial Account Interest Earnings	-	
Proceeds from Bonds and Loans	-	
Miscellaneous Other Revenue	-	
Accruals/Adjustments	-	
Miscellaneous Accruals/Adjustments	-	
	<hr/>	
TOTAL MONTHLY REVENUES		\$ 4,306,593.69

EXPENDITURES:

Capital Improvement Program	(7,184,213.96)	
Professional Services	-	
Project Reimbursements	-	
Fund 2860 - Transfer Out Interest Earnings	(61,538.46)	
Fund 2860 - Transfer Out ILA Closeout/Reductions	-	
Custodial Account - Transfer Out to Treasurer	-	
Accruals/Adjustments		
Contracts Retention Payable	226,291.90	
Contracts Retention Interest Payable	-	
Accounts Payable	-	
Miscellaneous Accruals/Adjustments	-	
	<hr/>	
TOTAL MONTHLY EXPENDITURES		\$ (7,019,460.52)

ENDING CASH BALANCE:

Cash in Custody of Treasurer	115,809,590.04
Custodial Account Cash Balance	132,370,365.81
	<hr/>

ENDING CASH BALANCE: \$ 248,179,955.85

**Regional Flood Control District
 Monthly Expenditures
 Capital Improvement Program
 4/1/2019 to 4/30/2019**

Fund 4430

Fiscal Year 2019

<u>Vendor</u>	<u>Project</u>	<u>Invoice No.</u>	<u>Inv. Date</u>	<u>P.O. Number</u>	<u>Date Paid</u>	<u>Amount</u>
CEEC INC	RF.HEN16F17	#10	04/05/2019	4800008797 00010	04/23/2019	\$13,395.00
CITY OF BOULDER CITY	RF.BOU01D17	3171	04/18/2019	4800008156 00010	04/30/2019	\$24,844.72
CITY OF BOULDER CITY	RF.BOU01D17	3171	04/18/2019	4800008156 00020	04/30/2019	\$182,045.24
CITY OF HENDERSON	RF.HEN05E09	MSC5031037	03/26/2019	4800002768 00010	04/09/2019	\$972.47
CITY OF HENDERSON	RF.HEN07F18	MSC5031040	03/26/2019	4800008975 00010	04/09/2019	\$621.19
CITY OF HENDERSON	RF.HEN16A01	MSC5031036	03/26/2019	4800001182 00010	04/09/2019	\$1,921.43
CITY OF HENDERSON	RF.HEN16F17	MSC5031039	03/26/2019	4800008512 00010	04/09/2019	\$13,965.12
CITY OF HENDERSON	RF.HEN05G16	MSC5031038	03/26/2019	4800007531 00010	04/09/2019	\$4,578.72
CITY OF LAS VEGAS	RF.LAS14C11	279281	04/09/2019	4800004218 00010	04/23/2019	\$2,218.70
CITY OF LAS VEGAS	RF.LAS16O13	279238	04/09/2019	4800005933 00010	04/25/2019	\$98,976.76
CITY OF LAS VEGAS	RF.LAS16P15	279218	04/09/2019	4800007389 00010	04/23/2019	\$696.39
CITY OF LAS VEGAS	RF.LAS16Q18	279237	04/09/2019	4800008811 00010	04/23/2019	\$5,407.86
CITY OF LAS VEGAS	RF.LAS22S13	279318	04/09/2019	4800005745 00020	04/23/2019	\$796.58
CITY OF LAS VEGAS	RF.LAS22T15	279317	04/09/2019	4800007190 00020	04/23/2019	\$1,875.59
CITY OF LAS VEGAS	RF.LAS23H15	279298	04/09/2019	4800007390 00010	04/23/2019	\$4,300.26
CITY OF LAS VEGAS	RF.LAS23I17	279299	04/09/2019	4800008135 00010	04/23/2019	\$1,082.90
CITY OF LAS VEGAS	RF.LAS24J15	279277	04/09/2019	4800007189 00010	04/23/2019	\$7,569.79
CITY OF LAS VEGAS	RF.LAS24K17	279278	04/09/2019	4800008331 00010	04/23/2019	\$3,651.79
CITY OF LAS VEGAS	RF.LAS24L17	279279	04/09/2019	4800008446 00010	04/23/2019	\$24,161.85
CITY OF LAS VEGAS	RF.LAS24M17	279319	04/09/2019	4800008554 00010	04/23/2019	\$58,932.89
CITY OF LAS VEGAS	RF.LAS24M17	279319	04/09/2019	4800008554 00020	04/23/2019	\$1,539,014.80
CITY OF LAS VEGAS	RF.LAS28C12	279258	04/09/2019	4800005013 00010	04/23/2019	\$145.48
CITY OF LAS VEGAS	RF.LAS29B15	279282	04/09/2019	4800007391 00010	04/23/2019	\$9,320.45
CITY OF LAS VEGAS	RF.LAS29C16	278817	04/02/2019	4500255470 00010	04/12/2019	\$34,247.96
CITY OF LAS VEGAS	RF.LAS29D17	279297	04/09/2019	4800008455 00010	04/23/2019	\$1,242.66
CITY OF LAS VEGAS	RF.LAS29E18	279877	04/09/2019	4800009097 00010	04/23/2019	\$2,024.10
CITY OF LAS VEGAS	RF.LAS31A17	279257	04/09/2019	4800008684 00010	04/23/2019	\$2,849.05
CITY OF LAS VEGAS	RF.LAS14D14	279280	04/09/2019	4800006033 00010	04/23/2019	\$82,533.89
CITY OF NORTH LAS VEGAS	RF.NLV03F17	9462	04/15/2019	4800008161 00010	04/25/2019	\$1,148.03
CITY OF NORTH LAS VEGAS	RF.NLV03G17	9460	04/15/2019	4800008160 00010	04/25/2019	\$58,104.66
CITY OF NORTH LAS VEGAS	RF.NLV03G17	9460	04/15/2019	4800008160 00040	04/25/2019	\$369.78
CITY OF NORTH LAS VEGAS	RF.NLV03I18	9461	04/15/2019	4800008711 00010	04/25/2019	\$117,950.01
CITY OF NORTH LAS VEGAS	RF.NLV03I18	9461	04/15/2019	4800008711 00020	04/25/2019	\$14,753.59
CITY OF NORTH LAS VEGAS	RF.NLV04K17	9463	04/15/2019	4800008195 00010	04/25/2019	\$6,657.75

**Regional Flood Control District
Monthly Expenditures
Capital Improvement Program
4/1/2019 to 4/30/2019**

<u>Vendor</u>	<u>Project</u>	<u>Invoice No.</u>	<u>Inv. Date</u>	<u>P.O. Number</u>	<u>Date Paid</u>	<u>Amount</u>
CITY OF NORTH LAS VEGAS	RF.NLV09E11	9401A	03/14/2019	4800004139 00020	04/09/2019	\$119.63
CITY OF NORTH LAS VEGAS	RF.NLV09E11	9401A	03/14/2019	4800004139 00030	04/09/2019	\$667.94
CITY OF NORTH LAS VEGAS	RF.NLV09E11	9455	04/15/2019	4800004139 00020	04/25/2019	\$358.85
CITY OF NORTH LAS VEGAS	RF.NLV09E11	9455	04/15/2019	4800004139 00030	04/25/2019	\$14,569.04
CITY OF NORTH LAS VEGAS	RF.NLV09I13	9456	04/15/2019	4800006141 00010	04/26/2019	\$38,916.65
CITY OF NORTH LAS VEGAS	RF.NLV09I13	9456	04/15/2019	4800006141 00030	04/26/2019	\$798.81
CITY OF NORTH LAS VEGAS	RF.NLV09I13	9456A	04/15/2019	none	04/26/2019	\$126,700.00
CITY OF NORTH LAS VEGAS	RF.NLV17C16	9459	04/15/2019	4800007933 00010	04/25/2019	\$7,129.50
CITY OF NORTH LAS VEGAS	RF.NLV17C16	9459	04/15/2019	4800007933 00040	04/25/2019	\$668.05
CITY OF NORTH LAS VEGAS	RF.NLV18F13	9429	03/27/2019	4800006034 00010	04/12/2019	\$593.51
CITY OF NORTH LAS VEGAS	RF.NLV18F13	9443	04/02/2019	4800006034 00010	04/12/2019	\$1,470.98
FISHER SAND & GRAVEL CO	RF.HEN16F17	HEN16F17#7	01/31/2019	4800008656 00010	04/01/2019	\$2,086,207.47
FISHER SAND & GRAVEL CO	RF.HEN16F17	HEN16F17#8	02/28/2019	4800008656 00010	04/23/2019	\$1,156,549.77
FISHER SAND & GRAVEL CO	RF.HEN16F17	HEN16F17#9	03/31/2019	4800008656 00010	04/26/2019	\$1,283,080.76
GEOTEK INC	RF.HEN16F17	56081	02/28/2019	4800008718 00010	04/01/2019	\$21,881.00
PUBLIC WORKS/CC TREAS	RF.CLA10H13	1519121534	04/23/2019	none	04/23/2019	\$17,796.44
PUBLIC WORKS/CC TREAS	RF.CLA10H13	1519121534	04/23/2019	none	04/23/2019	\$331.39
PUBLIC WORKS/CC TREAS	RF.CLA15D12	1519116037	04/11/2019	none	04/11/2019	\$898.52
PUBLIC WORKS/CC TREAS	RF.CLA15D12	1519116037	04/11/2019	none	04/11/2019	\$2,180.00
PUBLIC WORKS/CC TREAS	RF.CLA15D12	1519116037	04/11/2019	none	04/11/2019	\$2,055.70
PUBLIC WORKS/CC TREAS	RF.CLA15D12	1519121527	04/23/2019	none	04/23/2019	\$582.76
PUBLIC WORKS/CC TREAS	RF.CLA21A00	1519121529	04/23/2019	none	04/23/2019	\$4,460.90
PUBLIC WORKS/CC TREAS	RF.CLA21A00	1519121529	04/23/2019	none	04/23/2019	\$4,907.60
PUBLIC WORKS/CC TREAS	RF.CLA28D18	1519119535	04/18/2019	none	04/18/2019	\$5,040.00
PUBLIC WORKS/CC TREAS	RF.MOA03A11	1519121550	04/23/2019	none	04/23/2019	\$8,500.00
PUBLIC WORKS/CC TREAS	RF.SEA03B17	1519112484	04/03/2019	none	04/03/2019	\$1,086.25
PUBLIC WORKS/CC TREAS	RF.SEA03B17	1519112485	04/03/2019	none	04/03/2019	\$5,082.50
PUBLIC WORKS/CC TREAS	RF.SEA03B17	1519112486	04/03/2019	none	04/03/2019	\$640.00
PUBLIC WORKS/CC TREAS	RF.SEA03B17	1519113365	04/05/2019	none	04/05/2019	\$28,606.53
PUBLIC WORKS/CC TREAS	RF.CLA15E13	1519115332	04/10/2019	none	04/10/2019	\$730.29
PUBLIC WORKS/CC TREAS	RF.CLA08T14	1519122203	04/24/2019	none	04/24/2019	\$3,661.40
PUBLIC WORKS/CC TREAS	RF.CLA15E13	1519118504	04/17/2019	none	04/17/2019	\$35,564.26
Fiscal Year Total						\$7,184,213.96
Fund Total						\$7,184,213.96

REGIONAL FLOOD CONTROL DISTRICT
 FUND 4440 - CAPITAL IMPROVEMENTS BOND FUND
 FUND BALANCE REPORT
 APRIL 2019

BEGINNING CASH BALANCE:	\$ 9,991,567.32
Accruals/Adjustments	-
	<hr/>
TOTAL BEGINNING CASH BALANCE	\$ 9,991,567.32
 REVENUES:	
Interest Income	18,328.18
Proceeds from Bonds and Loans	-
Other	-
	<hr/>
TOTAL MONTHLY REVENUES	\$ 18,328.18
 EXPENDITURES:	
Capital Improvement Program	-
Professional Services	-
Project Reimbursements	-
Fund 4430 - Transfer Out Reallocated Expenses	-
Accruals/Adjustments	
Contracts Retention Payable	-
Contracts Retention Interest Payable	-
Accounts Payable	-
Miscellaneous Accruals/Adjustments	-
	<hr/>
TOTAL MONTHLY EXPENDITURES	\$ -
 ENDING CASH BALANCE:	 <u>\$ 10,009,895.50</u>

Current Project Expense Summary

PAY-AS-YOU-GO FUNDED PROJECTS

ENTITY: Boulder City

BOU01C10

Hemenway System, Phase II Improvements
Interlocal Amount \$745,000.00

Original Funding Date 02/11/2010
Expiration Date 01/14/2021

Category	ILC Funding Allocation	Amount Spent	Total Remaining
Right of Way	\$0.00	\$0.00	\$0.00
Pre-Design	\$0.00	\$0.00	\$0.00
Design	\$730,000.00	\$637,957.27	\$92,042.73
Construction	\$0.00	\$0.00	\$0.00
Const Engineering	\$0.00	\$0.00	\$0.00
Environmental	\$15,000.00	\$7,726.67	\$7,273.33
Other	\$0.00	\$0.00	\$0.00
Total	\$745,000.00	\$645,683.94	\$99,316.06

BOU01D17

Hemenway System, Phase IIA Improvements
Interlocal Amount \$2,495,000.00

Original Funding Date 02/09/2017
Expiration Date 02/09/2020

Category	ILC Funding Allocation	Amount Spent	Total Remaining
Right of Way	\$0.00	\$0.00	\$0.00
Pre-Design	\$0.00	\$0.00	\$0.00
Design	\$0.00	\$0.00	\$0.00
Construction	\$2,200,000.00	\$2,097,672.44	\$102,327.56
Const Engineering	\$295,000.00	\$285,260.72	\$9,739.28
Environmental	\$0.00	\$0.00	\$0.00
Other	\$0.00	\$0.00	\$0.00
Total	\$2,495,000.00	\$2,382,933.16	\$112,066.84

BOU05J10

North Railroad Conveyance
Interlocal Amount \$530,000.00

Original Funding Date 02/11/2010
Expiration Date 06/30/2019

Category	ILC Funding Allocation	Amount Spent	Total Remaining
Right of Way	\$0.00	\$0.00	\$0.00
Pre-Design	\$0.00	\$0.00	\$0.00
Design	\$515,000.00	\$501,735.55	\$13,264.45
Construction	\$0.00	\$0.00	\$0.00
Const Engineering	\$0.00	\$0.00	\$0.00
Environmental	\$15,000.00	\$7,726.67	\$7,273.33
Other	\$0.00	\$0.00	\$0.00
Total	\$530,000.00	\$509,462.22	\$20,537.78

Current Project Expense Summary

PAY-AS-YOU-GO FUNDED PROJECTS

BOU05M18

North Railroad Conveyance, Phase II

Interlocal Amount \$2,843,962.00

Original Funding Date 06/14/2018

Expiration Date 06/28/2019

Category	ILC Funding Allocation	Amount Spent	Total Remaining
Right of Way	\$0.00	\$0.00	\$0.00
Pre-Design	\$0.00	\$0.00	\$0.00
Design	\$0.00	\$0.00	\$0.00
Construction	\$2,585,420.00	\$1,225,196.55	\$1,360,223.45
Const Engineering	\$258,542.00	\$57,981.25	\$200,560.75
Environmental	\$0.00	\$0.00	\$0.00
Other	\$0.00	\$0.00	\$0.00
Total	\$2,843,962.00	\$1,283,177.80	\$1,560,784.20

ENTITY: Clark County

CLA04E99

Flamingo Wash, McLeod Dr to Maryland PKWY

Interlocal Amount \$2,980,000.00

Original Funding Date 08/12/1999

Expiration Date 06/30/2021

Category	ILC Funding Allocation	Amount Spent	Total Remaining
Right of Way	\$741,500.00	\$647,169.58	\$94,330.42
Pre-Design	\$0.00	\$0.00	\$0.00
Design	\$1,877,500.00	\$1,591,417.58	\$286,082.42
Construction	\$0.00	\$0.00	\$0.00
Const Engineering	\$0.00	\$0.00	\$0.00
Environmental	\$339,000.00	\$315,950.17	\$23,049.83
Other	\$22,000.00	\$17,086.99	\$4,913.01
Total	\$2,980,000.00	\$2,571,624.32	\$408,375.68

Current Project Expense Summary

PAY-AS-YOU-GO FUNDED PROJECTS

CLA04Y19

Flamingo Wash, Maryland Pkwy to Palos Verdes Street
Interlocal Amount \$535,000.00

Original Funding Date 04/11/2019
Expiration Date 06/30/2024

Category	ILC Funding Allocation	Amount Spent	Total Remaining
Right of Way	\$0.00	\$0.00	\$0.00
Pre-Design	\$0.00	\$0.00	\$0.00
Design	\$500,000.00	\$0.00	\$500,000.00
Construction	\$0.00	\$0.00	\$0.00
Const Engineering	\$0.00	\$0.00	\$0.00
Environmental	\$15,000.00	\$0.00	\$15,000.00
Other	\$20,000.00	\$0.00	\$20,000.00
Total	\$535,000.00	\$0.00	\$535,000.00

CLA08R13

Duck Creek, Las Vegas Boulevard
Interlocal Amount \$485,000.00

Original Funding Date 09/12/2013
Expiration Date 06/30/2020

Category	ILC Funding Allocation	Amount Spent	Total Remaining
Right of Way	\$22,000.00	\$20,147.60	\$1,852.40
Pre-Design	\$0.00	\$0.00	\$0.00
Design	\$463,000.00	\$378,113.81	\$84,886.19
Construction	\$0.00	\$0.00	\$0.00
Const Engineering	\$0.00	\$0.00	\$0.00
Environmental	\$0.00	\$0.00	\$0.00
Other	\$0.00	\$0.00	\$0.00
Total	\$485,000.00	\$398,261.41	\$86,738.59

CLA08S13

Silverado Ranch Detention Basin and Outfall Facilities
Interlocal Amount \$1,370,000.00

Original Funding Date 09/12/2013
Expiration Date 06/30/2021

Category	ILC Funding Allocation	Amount Spent	Total Remaining
Right of Way	\$31,000.00	\$22,757.94	\$8,242.06
Pre-Design	\$0.00	\$0.00	\$0.00
Design	\$1,248,000.00	\$860,489.98	\$387,510.02
Construction	\$0.00	\$0.00	\$0.00
Const Engineering	\$0.00	\$0.00	\$0.00
Environmental	\$81,000.00	\$33,557.86	\$47,442.14
Other	\$10,000.00	\$0.00	\$10,000.00
Total	\$1,370,000.00	\$916,805.78	\$453,194.22

Current Project Expense Summary

PAY-AS-YOU-GO FUNDED PROJECTS

CLA10F10

Flamingo Wash, Industrial Road to Hotel Rio Drive

Interlocal Amount \$46,000.00

Original Funding Date 04/08/2010

Expiration Date 06/30/2020

Category	ILC Funding Allocation	Amount Spent	Total Remaining
Right of Way	\$10,500.00	\$6,574.40	\$3,925.60
Pre-Design	\$0.00	\$0.00	\$0.00
Design	\$32,000.00	\$18,553.85	\$13,446.15
Construction	\$0.00	\$0.00	\$0.00
Const Engineering	\$0.00	\$0.00	\$0.00
Environmental	\$3,500.00	\$2,618.17	\$881.83
Other	\$0.00	\$0.00	\$0.00
Total	\$46,000.00	\$27,746.42	\$18,253.58

CLA10H13

Airport Channel - Naples

Interlocal Amount \$1,150,000.00

Original Funding Date 09/12/2013

Expiration Date 06/30/2023

Category	ILC Funding Allocation	Amount Spent	Total Remaining
Right of Way	\$2,000.00	\$1,088.00	\$912.00
Pre-Design	\$0.00	\$0.00	\$0.00
Design	\$1,101,000.00	\$433,366.12	\$667,633.88
Construction	\$0.00	\$19,791.53	(\$19,791.53)
Const Engineering	\$0.00	\$0.00	\$0.00
Environmental	\$47,000.00	\$17,782.00	\$29,218.00
Other	\$0.00	\$0.00	\$0.00
Total	\$1,150,000.00	\$472,027.65	\$677,972.35

CLA10I19

Wagon Trail Chnl, Sunset Rd to Teco Avenue

Interlocal Amount \$318,800.00

Original Funding Date 04/11/2019

Expiration Date 06/30/2024

Category	ILC Funding Allocation	Amount Spent	Total Remaining
Right of Way	\$173,600.00	\$0.00	\$173,600.00
Pre-Design	\$0.00	\$0.00	\$0.00
Design	\$130,200.00	\$0.00	\$130,200.00
Construction	\$0.00	\$0.00	\$0.00
Const Engineering	\$0.00	\$0.00	\$0.00
Environmental	\$15,000.00	\$0.00	\$15,000.00
Other	\$0.00	\$0.00	\$0.00
Total	\$318,800.00	\$0.00	\$318,800.00

Current Project Expense Summary

PAY-AS-YOU-GO FUNDED PROJECTS

CLA15D12

LVW Sloan-Bonanza, Flam W below Nellis

Interlocal Amount \$6,122,000.00

Original Funding Date 06/14/2012

Expiration Date 06/30/2020

Category	ILC Funding Allocation	Amount Spent	Total Remaining
Right of Way	\$22,000.00	\$9,552.24	\$12,447.76
Pre-Design	\$0.00	\$0.00	\$0.00
Design	\$5,246,000.00	\$4,689,973.19	\$556,026.81
Construction	\$0.00	\$0.00	\$0.00
Const Engineering	\$0.00	\$0.00	\$0.00
Environmental	\$220,000.00	\$97,199.74	\$122,800.26
Other	\$634,000.00	\$550,857.73	\$83,142.27
Total	\$6,122,000.00	\$5,347,582.90	\$774,417.10

CLA16O19

Blue Diamond Wash, Arville Street to I-15

Interlocal Amount \$435,000.00

Original Funding Date 04/11/2019

Expiration Date 06/30/2024

Category	ILC Funding Allocation	Amount Spent	Total Remaining
Right of Way	\$0.00	\$0.00	\$0.00
Pre-Design	\$0.00	\$0.00	\$0.00
Design	\$400,000.00	\$0.00	\$400,000.00
Construction	\$0.00	\$0.00	\$0.00
Const Engineering	\$0.00	\$0.00	\$0.00
Environmental	\$15,000.00	\$0.00	\$15,000.00
Other	\$20,000.00	\$0.00	\$20,000.00
Total	\$435,000.00	\$0.00	\$435,000.00

CLA21A00

Orchard Detention Basin

Interlocal Amount \$1,799,700.00

Original Funding Date 07/13/2000

Expiration Date 06/30/2021

Category	ILC Funding Allocation	Amount Spent	Total Remaining
Right of Way	\$448,000.00	\$382,123.56	\$65,876.44
Pre-Design	\$0.00	\$0.00	\$0.00
Design	\$1,073,000.00	\$820,408.85	\$252,591.15
Construction	\$0.00	\$0.00	\$0.00
Const Engineering	\$0.00	\$0.00	\$0.00
Environmental	\$251,900.00	\$177,502.62	\$74,397.38
Other	\$26,800.00	\$20,081.83	\$6,718.17
Total	\$1,799,700.00	\$1,400,116.86	\$399,583.14

Current Project Expense Summary

PAY-AS-YOU-GO FUNDED PROJECTS

CLA27C08

Flamingo Diversion - Rainbow Branch

Interlocal Amount \$1,030,000.00

Original Funding Date 08/14/2008

Expiration Date 06/30/2019

Category	ILC Funding Allocation	Amount Spent	Total Remaining
Right of Way	\$33,000.00	\$17,297.58	\$15,702.42
Pre-Design	\$0.00	\$0.00	\$0.00
Design	\$897,000.00	\$882,810.01	\$14,189.99
Construction	\$0.00	\$0.00	\$0.00
Const Engineering	\$0.00	\$0.00	\$0.00
Environmental	\$10,000.00	\$8,791.09	\$1,208.91
Other	\$90,000.00	\$71,702.65	\$18,297.35
Total	\$1,030,000.00	\$980,601.33	\$49,398.67

CLA28D18

Vandenberg North DB, Collection & Outfall, Phase I

Interlocal Amount \$3,765,000.00

Original Funding Date 12/13/2018

Expiration Date 06/30/2023

Category	ILC Funding Allocation	Amount Spent	Total Remaining
Right of Way	\$0.00	\$0.00	\$0.00
Pre-Design	\$0.00	\$0.00	\$0.00
Design	\$0.00	\$0.00	\$0.00
Construction	\$3,391,000.00	\$0.00	\$3,391,000.00
Const Engineering	\$374,000.00	\$5,040.00	\$368,960.00
Environmental	\$0.00	\$0.00	\$0.00
Other	\$0.00	\$0.00	\$0.00
Total	\$3,765,000.00	\$5,040.00	\$3,759,960.00

CLA36A18

Jim McGaughey DB, Collection Basin and Outfall

Interlocal Amount \$382,870.00

Original Funding Date 06/14/2018

Expiration Date 06/30/2023

Category	ILC Funding Allocation	Amount Spent	Total Remaining
Right of Way	\$0.00	\$0.00	\$0.00
Pre-Design	\$0.00	\$0.00	\$0.00
Design	\$382,870.00	\$54,050.14	\$328,819.86
Construction	\$0.00	\$0.00	\$0.00
Const Engineering	\$0.00	\$0.00	\$0.00
Environmental	\$0.00	\$0.00	\$0.00
Other	\$0.00	\$0.00	\$0.00
Total	\$382,870.00	\$54,050.14	\$328,819.86

Current Project Expense Summary

PAY-AS-YOU-GO FUNDED PROJECTS

CLA39A19

Duck Creek/Blue Diamond, Bermuda Rd to LV Blvd
Interlocal Amount \$453,000.00

Original Funding Date 04/11/2019
Expiration Date 06/30/2024

Category	ILC Funding Allocation	Amount Spent	Total Remaining
Right of Way	\$18,000.00	\$0.00	\$18,000.00
Pre-Design	\$0.00	\$0.00	\$0.00
Design	\$400,000.00	\$0.00	\$400,000.00
Construction	\$0.00	\$0.00	\$0.00
Const Engineering	\$0.00	\$0.00	\$0.00
Environmental	\$15,000.00	\$0.00	\$15,000.00
Other	\$20,000.00	\$0.00	\$20,000.00
Total	\$453,000.00	\$0.00	\$453,000.00

CLD19A17

Katie Avenue Storm Drain - Local Drainage
Improvements
Interlocal Amount \$767,277.50

Original Funding Date 07/13/2017
Expiration Date 12/31/2019

Category	ILC Funding Allocation	Amount Spent	Total Remaining
Right of Way	\$0.00	\$0.00	\$0.00
Pre-Design	\$0.00	\$0.00	\$0.00
Design	\$0.00	\$0.00	\$0.00
Construction	\$767,277.50	\$724,665.88	\$42,611.62
Const Engineering	\$0.00	\$0.00	\$0.00
Environmental	\$0.00	\$0.00	\$0.00
Other	\$0.00	\$0.00	\$0.00
Total	\$767,277.50	\$724,665.88	\$42,611.62

Current Project Expense Summary

PAY-AS-YOU-GO FUNDED PROJECTS

ENTITY: Clark County Outlying

BUN01D11

Windmill Wash Detention Basin Expansion

Interlocal Amount \$880,000.00

Original Funding Date 02/10/2011

Expiration Date 06/30/2021

Category	ILC Funding Allocation	Amount Spent	Total Remaining
Right of Way	\$41,000.00	\$39,928.04	\$1,071.96
Pre-Design	\$0.00	\$0.00	\$0.00
Design	\$656,000.00	\$620,496.24	\$35,503.76
Construction	\$0.00	\$0.00	\$0.00
Const Engineering	\$0.00	\$0.00	\$0.00
Environmental	\$179,000.00	\$176,298.63	\$2,701.37
Other	\$4,000.00	\$0.00	\$4,000.00
Total	\$880,000.00	\$836,722.91	\$43,277.09

GSP01B10

Goodsprings - Phase I

Interlocal Amount \$83,400.00

Original Funding Date 03/11/2010

Expiration Date 06/30/2020

Category	ILC Funding Allocation	Amount Spent	Total Remaining
Right of Way	\$57,500.00	\$50,397.24	\$7,102.76
Pre-Design	\$0.00	\$0.00	\$0.00
Design	\$25,400.00	\$19,668.97	\$5,731.03
Construction	\$0.00	\$0.00	\$0.00
Const Engineering	\$0.00	\$0.00	\$0.00
Environmental	\$500.00	\$0.00	\$500.00
Other	\$0.00	\$0.00	\$0.00
Total	\$83,400.00	\$70,066.21	\$13,333.79

LAU04A08

SR 163 at Casino Drive

Interlocal Amount \$528,500.00

Original Funding Date 10/09/2008

Expiration Date 06/30/2021

Category	ILC Funding Allocation	Amount Spent	Total Remaining
Right of Way	\$11,500.00	\$3,926.29	\$7,573.71
Pre-Design	\$0.00	\$0.00	\$0.00
Design	\$391,500.00	\$340,184.28	\$51,315.72
Construction	\$0.00	\$0.00	\$0.00
Const Engineering	\$0.00	\$0.00	\$0.00
Environmental	\$125,500.00	\$77,079.72	\$48,420.28
Other	\$0.00	\$0.00	\$0.00
Total	\$528,500.00	\$421,190.29	\$107,309.71

Current Project Expense Summary

PAY-AS-YOU-GO FUNDED PROJECTS

MOA01B89

Muddy River West Levee, Moapa Valley

Interlocal Amount \$13,501,000.00

Original Funding Date 05/11/1989

Expiration Date 06/30/2021

Category	ILC Funding Allocation	Amount Spent	Total Remaining
Right of Way	\$10,811,200.00	\$10,810,530.39	\$669.61
Pre-Design	\$0.00	\$0.00	\$0.00
Design	\$2,448,000.00	\$1,839,359.75	\$608,640.25
Construction	\$0.00	\$0.00	\$0.00
Const Engineering	\$0.00	\$0.00	\$0.00
Environmental	\$132,500.00	\$130,581.84	\$1,918.16
Other	\$109,300.00	\$108,590.00	\$710.00
Total	\$13,501,000.00	\$12,889,061.98	\$611,938.02

MOA01F10

Muddy River Logandale Levee

Interlocal Amount \$1,753,000.00

Original Funding Date 03/11/2010

Expiration Date 06/30/2020

Category	ILC Funding Allocation	Amount Spent	Total Remaining
Right of Way	\$565,975.14	\$565,975.14	\$0.00
Pre-Design	\$0.00	\$0.00	\$0.00
Design	\$964,690.35	\$958,949.92	\$5,740.43
Construction	\$0.00	\$0.00	\$0.00
Const Engineering	\$0.00	\$0.00	\$0.00
Environmental	\$76,904.51	\$76,904.51	\$0.00
Other	\$145,430.00	\$118,310.00	\$27,120.00
Total	\$1,753,000.00	\$1,720,139.57	\$32,860.43

MOA01H15

Muddy River Logandale Levee

Interlocal Amount \$8,500,000.00

Original Funding Date 01/08/2015

Expiration Date 06/30/2020

Category	ILC Funding Allocation	Amount Spent	Total Remaining
Right of Way	\$0.00	\$0.00	\$0.00
Pre-Design	\$0.00	\$0.00	\$0.00
Design	\$0.00	\$0.00	\$0.00
Construction	\$7,900,000.00	\$7,825,914.65	\$74,085.35
Const Engineering	\$600,000.00	\$376,582.18	\$223,417.82
Environmental	\$0.00	\$0.00	\$0.00
Other	\$0.00	\$0.00	\$0.00
Total	\$8,500,000.00	\$8,202,496.83	\$297,503.17

Current Project Expense Summary

PAY-AS-YOU-GO FUNDED PROJECTS

MOA03A11

Fairgrounds Detention Basin

Interlocal Amount \$964,000.00

Original Funding Date 02/10/2011

Expiration Date 06/30/2020

Category	ILC Funding Allocation	Amount Spent	Total Remaining
Right of Way	\$74,500.00	\$31,985.05	\$42,514.95
Pre-Design	\$0.00	\$0.00	\$0.00
Design	\$700,000.00	\$622,440.53	\$77,559.47
Construction	\$0.00	\$0.00	\$0.00
Const Engineering	\$0.00	\$0.00	\$0.00
Environmental	\$172,500.00	\$146,365.41	\$26,134.59
Other	\$17,000.00	\$8,226.97	\$8,773.03
Total	\$964,000.00	\$809,017.96	\$154,982.04

SEA03A09

Searchlight - South, Encinitas St Storm Drain

Interlocal Amount \$138,000.00

Original Funding Date 08/13/2009

Expiration Date 12/31/2019

Category	ILC Funding Allocation	Amount Spent	Total Remaining
Right of Way	\$500.00	\$0.00	\$500.00
Pre-Design	\$0.00	\$0.00	\$0.00
Design	\$137,000.00	\$31,272.42	\$105,727.58
Construction	\$0.00	\$0.00	\$0.00
Const Engineering	\$0.00	\$0.00	\$0.00
Environmental	\$500.00	\$0.00	\$500.00
Other	\$0.00	\$0.00	\$0.00
Total	\$138,000.00	\$31,272.42	\$106,727.58

SEA03B17

Searchlight-South, Encinitas St. Storm Drain

Interlocal Amount \$2,530,000.00

Original Funding Date 08/10/2017

Expiration Date 06/30/2022

Category	ILC Funding Allocation	Amount Spent	Total Remaining
Right of Way	\$0.00	\$0.00	\$0.00
Pre-Design	\$0.00	\$0.00	\$0.00
Design	\$0.00	\$0.00	\$0.00
Construction	\$2,330,000.00	\$1,883,039.51	\$446,960.49
Const Engineering	\$200,000.00	\$31,534.70	\$168,465.30
Environmental	\$0.00	\$0.00	\$0.00
Other	\$0.00	\$0.00	\$0.00
Total	\$2,530,000.00	\$1,914,574.21	\$615,425.79

Current Project Expense Summary

PAY-AS-YOU-GO FUNDED PROJECTS

ENTITY: COE/Clark County

COEG294

Tropicana & Flamingo Washes

Interlocal Amount \$36,259,348.00

Original Funding Date 01/12/1995

Expiration Date 06/30/2021

Category	ILC Funding Allocation	Amount Spent	Total Remaining
Right of Way	\$26,846,216.04	\$26,518,772.39	\$327,443.65
Pre-Design	\$0.00	\$0.00	\$0.00
Design	\$0.00	\$0.00	\$0.00
Construction	\$0.00	\$0.00	\$0.00
Const Engineering	\$0.00	\$0.00	\$0.00
Environmental	\$0.00	\$0.00	\$0.00
Other	\$9,413,131.96	\$9,363,742.46	\$49,389.50
Total	\$36,259,348.00	\$35,882,514.85	\$376,833.15

ENTITY: Henderson

HEN05E09

Pittman, Horizon Ridge Detention Basin

Interlocal Amount \$792,285.00

Original Funding Date 12/10/2009

Expiration Date 06/30/2019

Category	ILC Funding Allocation	Amount Spent	Total Remaining
Right of Way	\$49,003.78	\$49,003.78	\$0.00
Pre-Design	\$0.00	\$0.00	\$0.00
Design	\$654,803.05	\$612,738.87	\$42,064.18
Construction	\$0.00	\$0.00	\$0.00
Const Engineering	\$0.00	\$0.00	\$0.00
Environmental	\$88,478.17	\$88,478.17	\$0.00
Other	\$0.00	\$0.00	\$0.00
Total	\$792,285.00	\$750,220.82	\$42,064.18

Current Project Expense Summary

PAY-AS-YOU-GO FUNDED PROJECTS

HEN07F18

Whitney Ranch Channel Replacement Project

Interlocal Amount \$934,549.00

Original Funding Date 08/09/2018

Expiration Date 06/30/2021

Category	ILC Funding Allocation	Amount Spent	Total Remaining
Right of Way	\$54,164.00	\$0.00	\$54,164.00
Pre-Design	\$0.00	\$0.00	\$0.00
Design	\$674,750.00	\$11,170.60	\$663,579.40
Construction	\$0.00	\$0.00	\$0.00
Const Engineering	\$0.00	\$0.00	\$0.00
Environmental	\$126,164.00	\$0.00	\$126,164.00
Other	\$79,471.00	\$0.00	\$79,471.00
Total	\$934,549.00	\$11,170.60	\$923,378.40

HEN16A01

Pittman North Detention Basin & Outfall

Interlocal Amount \$2,264,514.00

Original Funding Date 07/12/2001

Expiration Date 12/31/2020

Category	ILC Funding Allocation	Amount Spent	Total Remaining
Right of Way	\$108,800.68	\$108,800.68	\$0.00
Pre-Design	\$0.00	\$0.00	\$0.00
Design	\$1,671,369.22	\$1,552,233.05	\$119,136.17
Construction	\$0.00	\$0.00	\$0.00
Const Engineering	\$0.00	\$0.00	\$0.00
Environmental	\$401,827.10	\$400,224.90	\$1,602.20
Other	\$82,517.00	\$49,131.32	\$33,385.68
Total	\$2,264,514.00	\$2,110,389.95	\$154,124.05

HEN16F17

Pittman North Detention Basin & Outfall, Phase III

Interlocal Amount \$25,700,000.00

Original Funding Date 07/13/2017

Expiration Date 12/30/2019

Category	ILC Funding Allocation	Amount Spent	Total Remaining
Right of Way	\$0.00	\$0.00	\$0.00
Pre-Design	\$0.00	\$0.00	\$0.00
Design	\$0.00	\$0.00	\$0.00
Construction	\$24,500,000.00	\$16,261,841.04	\$8,238,158.96
Const Engineering	\$1,200,000.00	\$544,915.99	\$655,084.01
Environmental	\$0.00	\$0.00	\$0.00
Other	\$0.00	\$0.00	\$0.00
Total	\$25,700,000.00	\$16,806,757.03	\$8,893,242.97

Current Project Expense Summary

PAY-AS-YOU-GO FUNDED PROJECTS

ENTITY: Las Vegas

LAS14C11

Freeway Channel-Washington, MLK to Rancho Drive
Interlocal Amount \$1,073,510.00

Original Funding Date 07/14/2011
Expiration Date 12/30/2019

Category	ILC Funding Allocation	Amount Spent	Total Remaining
Right of Way	\$5,000.00	\$1,792.87	\$3,207.13
Pre-Design	\$0.00	\$0.00	\$0.00
Design	\$1,063,510.00	\$1,023,752.42	\$39,757.58
Construction	\$0.00	\$0.00	\$0.00
Const Engineering	\$0.00	\$0.00	\$0.00
Environmental	\$5,000.00	\$0.00	\$5,000.00
Other	\$0.00	\$0.00	\$0.00
Total	\$1,073,510.00	\$1,025,545.29	\$47,964.71

LAS16O13

Rancho Rd System-Elkhorn, Fort Apache to Grand Canyon
Interlocal Amount \$2,358,400.00

Original Funding Date 12/12/2013
Expiration Date 01/01/2020

Category	ILC Funding Allocation	Amount Spent	Total Remaining
Right of Way	\$0.00	\$0.00	\$0.00
Pre-Design	\$0.00	\$0.00	\$0.00
Design	\$0.00	\$0.00	\$0.00
Construction	\$2,174,100.00	\$2,127,372.53	\$46,727.47
Const Engineering	\$184,300.00	\$160,227.76	\$24,072.24
Environmental	\$0.00	\$0.00	\$0.00
Other	\$0.00	\$0.00	\$0.00
Total	\$2,358,400.00	\$2,287,600.29	\$70,799.71

Current Project Expense Summary

PAY-AS-YOU-GO FUNDED PROJECTS

LAS16P15

Rancho Road System - Elkhorn, Grand Canyon to
Hualapai
Interlocal Amount \$654,000.00

Original Funding Date 07/09/2015

Expiration Date 06/30/2021

Category	ILC Funding Allocation	Amount Spent	Total Remaining
Right of Way	\$2,000.00	\$0.00	\$2,000.00
Pre-Design	\$0.00	\$0.00	\$0.00
Design	\$650,000.00	\$599,751.27	\$50,248.73
Construction	\$0.00	\$0.00	\$0.00
Const Engineering	\$0.00	\$0.00	\$0.00
Environmental	\$2,000.00	\$0.00	\$2,000.00
Other	\$0.00	\$0.00	\$0.00
Total	\$654,000.00	\$599,751.27	\$54,248.73

LAS16Q18

Rancho Road System-Elkhorn, Grand Canyon to
Hualapai
Interlocal Amount \$5,185,760.00

Original Funding Date 03/08/2018

Expiration Date 01/31/2020

Category	ILC Funding Allocation	Amount Spent	Total Remaining
Right of Way	\$0.00	\$0.00	\$0.00
Pre-Design	\$0.00	\$0.00	\$0.00
Design	\$0.00	\$0.00	\$0.00
Construction	\$4,676,189.00	\$0.00	\$4,676,189.00
Const Engineering	\$509,571.00	\$42,193.63	\$467,377.37
Environmental	\$0.00	\$0.00	\$0.00
Other	\$0.00	\$0.00	\$0.00
Total	\$5,185,760.00	\$42,193.63	\$5,143,566.37

LAS22S13

Brent Drainage System-Floyd Lamb Park to Durango
Drive
Interlocal Amount \$533,365.00

Original Funding Date 07/11/2013

Expiration Date 06/30/2020

Category	ILC Funding Allocation	Amount Spent	Total Remaining
Right of Way	\$1,000.00	\$0.00	\$1,000.00
Pre-Design	\$0.00	\$0.00	\$0.00
Design	\$530,365.00	\$437,161.74	\$93,203.26
Construction	\$0.00	\$0.00	\$0.00
Const Engineering	\$0.00	\$0.00	\$0.00
Environmental	\$2,000.00	\$0.00	\$2,000.00
Other	\$0.00	\$0.00	\$0.00
Total	\$533,365.00	\$437,161.74	\$96,203.26

Current Project Expense Summary

PAY-AS-YOU-GO FUNDED PROJECTS

LAS22T15

Brent Drainage System - Floyd Lamb Park to Durango Drive

Interlocal Amount \$4,900,700.00

Original Funding Date 08/13/2015

Expiration Date 12/31/2019

Category	ILC Funding Allocation	Amount Spent	Total Remaining
Right of Way	\$0.00	\$0.00	\$0.00
Pre-Design	\$0.00	\$0.00	\$0.00
Design	\$0.00	\$0.00	\$0.00
Construction	\$4,600,000.00	\$4,316,960.10	\$283,039.90
Const Engineering	\$300,700.00	\$212,996.61	\$87,703.39
Environmental	\$0.00	\$0.00	\$0.00
Other	\$0.00	\$0.00	\$0.00
Total	\$4,900,700.00	\$4,529,956.71	\$370,743.29

LAS23E13

Centennial Pkwy Channel West-CC 215, Pioneer Way to US95

Interlocal Amount \$1,070,687.00

Original Funding Date 07/11/2013

Expiration Date 06/30/2020

Category	ILC Funding Allocation	Amount Spent	Total Remaining
Right of Way	\$2,000.00	\$604.38	\$1,395.62
Pre-Design	\$0.00	\$0.00	\$0.00
Design	\$1,063,687.00	\$818,045.21	\$245,641.79
Construction	\$0.00	\$0.00	\$0.00
Const Engineering	\$0.00	\$0.00	\$0.00
Environmental	\$5,000.00	\$0.00	\$5,000.00
Other	\$0.00	\$0.00	\$0.00
Total	\$1,070,687.00	\$818,649.59	\$252,037.41

LAS23F14

Centennial Parkway Channel West-CC215, Pioneer Way to US95

Interlocal Amount \$13,900,000.00

Original Funding Date 11/13/2014

Expiration Date 06/30/2020

Category	ILC Funding Allocation	Amount Spent	Total Remaining
Right of Way	\$0.00	\$0.00	\$0.00
Pre-Design	\$0.00	\$0.00	\$0.00
Design	\$0.00	\$0.00	\$0.00
Construction	\$12,800,000.00	\$12,552,817.62	\$247,182.38
Const Engineering	\$1,100,000.00	\$57,065.13	\$1,042,934.87
Environmental	\$0.00	\$0.00	\$0.00
Other	\$0.00	\$0.00	\$0.00
Total	\$13,900,000.00	\$12,609,882.75	\$1,290,117.25

Current Project Expense Summary

PAY-AS-YOU-GO FUNDED PROJECTS

LAS23G15

Centennial Parkway Channel West-US95, CC215 to Durango

Interlocal Amount \$1,261,471.00

Original Funding Date 07/09/2015

Expiration Date 06/30/2021

Category	ILC Funding Allocation	Amount Spent	Total Remaining
Right of Way	\$4,000.00	\$0.00	\$4,000.00
Pre-Design	\$0.00	\$0.00	\$0.00
Design	\$1,253,471.00	\$1,031,354.57	\$222,116.43
Construction	\$0.00	\$0.00	\$0.00
Const Engineering	\$0.00	\$0.00	\$0.00
Environmental	\$4,000.00	\$0.00	\$4,000.00
Other	\$0.00	\$0.00	\$0.00
Total	\$1,261,471.00	\$1,031,354.57	\$230,116.43

LAS23H15

Centennial Parkway Channel West-US95, Durango to Grand Teton

Interlocal Amount \$985,231.00

Original Funding Date 07/09/2015

Expiration Date 06/30/2021

Category	ILC Funding Allocation	Amount Spent	Total Remaining
Right of Way	\$2,000.00	\$0.00	\$2,000.00
Pre-Design	\$0.00	\$0.00	\$0.00
Design	\$981,231.00	\$596,144.56	\$385,086.44
Construction	\$0.00	\$0.00	\$0.00
Const Engineering	\$0.00	\$0.00	\$0.00
Environmental	\$2,000.00	\$0.00	\$2,000.00
Other	\$0.00	\$0.00	\$0.00
Total	\$985,231.00	\$596,144.56	\$389,086.44

LAS23I17

Cent Pkwy Chnl West-US95, CC215 to Grand Teton, Kyle Cyn

Interlocal Amount \$26,425,221.00

Original Funding Date 03/09/2017

Expiration Date 06/30/2020

Category	ILC Funding Allocation	Amount Spent	Total Remaining
Right of Way	\$0.00	\$0.00	\$0.00
Pre-Design	\$0.00	\$0.00	\$0.00
Design	\$0.00	\$0.00	\$0.00
Construction	\$23,825,221.00	\$11,618,144.98	\$12,207,076.02
Const Engineering	\$2,600,000.00	\$13,800.40	\$2,586,199.60
Environmental	\$0.00	\$0.00	\$0.00
Other	\$0.00	\$0.00	\$0.00
Total	\$26,425,221.00	\$11,631,945.38	\$14,793,275.62

Current Project Expense Summary

PAY-AS-YOU-GO FUNDED PROJECTS

LAS24I15

Gowan Box Canyon - Lone Mountain Road

Interlocal Amount \$704,000.00

Original Funding Date 07/09/2015

Expiration Date 06/30/2021

Category	ILC Funding Allocation	Amount Spent	Total Remaining
Right of Way	\$2,000.00	\$0.00	\$2,000.00
Pre-Design	\$0.00	\$0.00	\$0.00
Design	\$700,000.00	\$423,742.73	\$276,257.27
Construction	\$0.00	\$0.00	\$0.00
Const Engineering	\$0.00	\$0.00	\$0.00
Environmental	\$2,000.00	\$0.00	\$2,000.00
Other	\$0.00	\$0.00	\$0.00
Total	\$704,000.00	\$423,742.73	\$280,257.27

LAS24J15

Gowan North - El Capitan Branch, Lone Mountain to Ann Road

Interlocal Amount \$785,478.00

Original Funding Date 07/09/2015

Expiration Date 06/30/2021

Category	ILC Funding Allocation	Amount Spent	Total Remaining
Right of Way	\$2,000.00	\$0.00	\$2,000.00
Pre-Design	\$0.00	\$0.00	\$0.00
Design	\$781,478.00	\$748,873.91	\$32,604.09
Construction	\$0.00	\$0.00	\$0.00
Const Engineering	\$0.00	\$0.00	\$0.00
Environmental	\$2,000.00	\$0.00	\$2,000.00
Other	\$0.00	\$0.00	\$0.00
Total	\$785,478.00	\$748,873.91	\$36,604.09

LAS24K17

Gowan North-Buffalo Branch, Lone Mtn to Washburn Rd

Interlocal Amount \$9,232,062.00

Original Funding Date 05/18/2017

Expiration Date 04/30/2020

Category	ILC Funding Allocation	Amount Spent	Total Remaining
Right of Way	\$0.00	\$0.00	\$0.00
Pre-Design	\$0.00	\$0.00	\$0.00
Design	\$0.00	\$0.00	\$0.00
Construction	\$8,179,100.00	\$7,412,660.15	\$766,439.85
Const Engineering	\$1,052,962.00	\$762,702.79	\$290,259.21
Environmental	\$0.00	\$0.00	\$0.00
Other	\$0.00	\$0.00	\$0.00
Total	\$9,232,062.00	\$8,175,362.94	\$1,056,699.06

Current Project Expense Summary

PAY-AS-YOU-GO FUNDED PROJECTS

LAS24L17

Gowan North-El Capitan Branch, Ann Rd to
Centennial Pkwy
Interlocal Amount \$861,670.00

Original Funding Date 08/10/2017

Expiration Date 06/30/2020

Category	ILC Funding Allocation	Amount Spent	Total Remaining
Right of Way	\$2,000.00	\$0.00	\$2,000.00
Pre-Design	\$0.00	\$0.00	\$0.00
Design	\$857,670.00	\$28,066.58	\$829,603.42
Construction	\$0.00	\$0.00	\$0.00
Const Engineering	\$0.00	\$0.00	\$0.00
Environmental	\$2,000.00	\$0.00	\$2,000.00
Other	\$0.00	\$0.00	\$0.00
Total	\$861,670.00	\$28,066.58	\$833,603.42

LAS24M17

Gowan North-El Capitan Branch, Lone Mtn to Ann Rd.
Interlocal Amount \$9,630,600.00

Original Funding Date 10/12/2017

Expiration Date 09/30/2020

Category	ILC Funding Allocation	Amount Spent	Total Remaining
Right of Way	\$0.00	\$0.00	\$0.00
Pre-Design	\$0.00	\$0.00	\$0.00
Design	\$0.00	\$0.00	\$0.00
Construction	\$8,700,500.00	\$5,373,807.53	\$3,326,692.47
Const Engineering	\$930,100.00	\$435,418.22	\$494,681.78
Environmental	\$0.00	\$0.00	\$0.00
Other	\$0.00	\$0.00	\$0.00
Total	\$9,630,600.00	\$5,809,225.75	\$3,821,374.25

LAS25B13

Cedar Avenue Channel Improvements
Interlocal Amount \$831,489.00

Original Funding Date 07/11/2013

Expiration Date 06/30/2021

Category	ILC Funding Allocation	Amount Spent	Total Remaining
Right of Way	\$2,000.00	\$0.00	\$2,000.00
Pre-Design	\$0.00	\$0.00	\$0.00
Design	\$827,489.00	\$689,566.15	\$137,922.85
Construction	\$0.00	\$0.00	\$0.00
Const Engineering	\$0.00	\$0.00	\$0.00
Environmental	\$2,000.00	\$0.00	\$2,000.00
Other	\$0.00	\$0.00	\$0.00
Total	\$831,489.00	\$689,566.15	\$141,922.85

Current Project Expense Summary

PAY-AS-YOU-GO FUNDED PROJECTS

LAS28C12

Las Vegas Wash - Sloan Channel to Cedar Avenue
Interlocal Amount \$110,000.00

Original Funding Date 06/14/2012
Expiration Date 06/30/2022

Category	ILC Funding Allocation	Amount Spent	Total Remaining
Right of Way	\$0.00	\$0.00	\$0.00
Pre-Design	\$0.00	\$0.00	\$0.00
Design	\$110,000.00	\$88,058.96	\$21,941.04
Construction	\$0.00	\$0.00	\$0.00
Const Engineering	\$0.00	\$0.00	\$0.00
Environmental	\$0.00	\$0.00	\$0.00
Other	\$0.00	\$0.00	\$0.00
Total	\$110,000.00	\$88,058.96	\$21,941.04

LAS29B15

Flamingo-Boulder HWY N-Boulder HWY Sahara to
Charleston
Interlocal Amount \$1,726,003.00

Original Funding Date 12/10/2015
Expiration Date 12/31/2019

Category	ILC Funding Allocation	Amount Spent	Total Remaining
Right of Way	\$34,000.00	\$0.00	\$34,000.00
Pre-Design	\$0.00	\$0.00	\$0.00
Design	\$1,673,003.00	\$1,436,719.34	\$236,283.66
Construction	\$0.00	\$0.00	\$0.00
Const Engineering	\$0.00	\$0.00	\$0.00
Environmental	\$19,000.00	\$0.00	\$19,000.00
Other	\$0.00	\$0.00	\$0.00
Total	\$1,726,003.00	\$1,436,719.34	\$289,283.66

LAS29C16

Flamingo-Bldr Hwy, N Charleston-Maryland Pkwy
System
Interlocal Amount \$2,488,829.00

Original Funding Date 09/08/2016
Expiration Date 06/30/2022

Category	ILC Funding Allocation	Amount Spent	Total Remaining
Right of Way	\$5,000.00	\$0.00	\$5,000.00
Pre-Design	\$0.00	\$0.00	\$0.00
Design	\$2,478,829.00	\$1,376,081.68	\$1,102,747.32
Construction	\$0.00	\$0.00	\$0.00
Const Engineering	\$0.00	\$0.00	\$0.00
Environmental	\$5,000.00	\$0.00	\$5,000.00
Other	\$0.00	\$0.00	\$0.00
Total	\$2,488,829.00	\$1,376,081.68	\$1,112,747.32

Current Project Expense Summary

PAY-AS-YOU-GO FUNDED PROJECTS

LAS29D17

Flamingo-Boulder Hwy North, Charleston, Main to Maryland

Interlocal Amount \$1,529,674.00

Original Funding Date 08/10/2017

Expiration Date 06/30/2020

Category	ILC Funding Allocation	Amount Spent	Total Remaining
Right of Way	\$2,000.00	\$0.00	\$2,000.00
Pre-Design	\$0.00	\$0.00	\$0.00
Design	\$1,525,674.00	\$5,800.45	\$1,519,873.55
Construction	\$0.00	\$0.00	\$0.00
Const Engineering	\$0.00	\$0.00	\$0.00
Environmental	\$2,000.00	\$0.00	\$2,000.00
Other	\$0.00	\$0.00	\$0.00
Total	\$1,529,674.00	\$5,800.45	\$1,523,873.55

LAS29E18

Flamingo - Boulder Hwy North - Boulder Hwy, Sahara to Charleston

Interlocal Amount \$30,664,139.00

Original Funding Date 10/11/2018

Expiration Date 01/31/2021

Category	ILC Funding Allocation	Amount Spent	Total Remaining
Right of Way	\$0.00	\$0.00	\$0.00
Pre-Design	\$0.00	\$0.00	\$0.00
Design	\$0.00	\$0.00	\$0.00
Construction	\$28,829,533.00	\$0.00	\$28,829,533.00
Const Engineering	\$1,834,606.00	\$2,406.26	\$1,832,199.74
Environmental	\$0.00	\$0.00	\$0.00
Other	\$0.00	\$0.00	\$0.00
Total	\$30,664,139.00	\$2,406.26	\$30,661,732.74

LAS30A13

Gowan-Alexander Rd., Rancho Drive to Decatur Boulevard

Interlocal Amount \$711,938.00

Original Funding Date 07/11/2013

Expiration Date 06/30/2022

Category	ILC Funding Allocation	Amount Spent	Total Remaining
Right of Way	\$3,000.00	\$0.00	\$3,000.00
Pre-Design	\$0.00	\$0.00	\$0.00
Design	\$706,938.00	\$260,779.40	\$446,158.60
Construction	\$0.00	\$0.00	\$0.00
Const Engineering	\$0.00	\$0.00	\$0.00
Environmental	\$2,000.00	\$0.00	\$2,000.00
Other	\$0.00	\$0.00	\$0.00
Total	\$711,938.00	\$260,779.40	\$451,158.60

Current Project Expense Summary

PAY-AS-YOU-GO FUNDED PROJECTS

LAS31A17

LVW-Moccasin, Skye Canyon Park to Upper LVW

Interlocal Amount \$60,000.00

Original Funding Date 12/14/2017

Expiration Date 06/30/2020

Category	ILC Funding Allocation	Amount Spent	Total Remaining
Right of Way	\$0.00	\$0.00	\$0.00
Pre-Design	\$0.00	\$0.00	\$0.00
Design	\$60,000.00	\$15,474.46	\$44,525.54
Construction	\$0.00	\$0.00	\$0.00
Const Engineering	\$0.00	\$0.00	\$0.00
Environmental	\$0.00	\$0.00	\$0.00
Other	\$0.00	\$0.00	\$0.00
Total	\$60,000.00	\$15,474.46	\$44,525.54

LAS31B18

LVW - Moccasin, Skye Canyon Park to Upper LVW

Interlocal Amount \$15,393,582.00

Original Funding Date 11/08/2018

Expiration Date 01/31/2021

Category	ILC Funding Allocation	Amount Spent	Total Remaining
Right of Way	\$0.00	\$0.00	\$0.00
Pre-Design	\$0.00	\$0.00	\$0.00
Design	\$0.00	\$0.00	\$0.00
Construction	\$14,386,525.00	\$0.00	\$14,386,525.00
Const Engineering	\$1,007,057.00	\$0.00	\$1,007,057.00
Environmental	\$0.00	\$0.00	\$0.00
Other	\$0.00	\$0.00	\$0.00
Total	\$15,393,582.00	\$0.00	\$15,393,582.00

LLD10B13

Buckskin Avenue Storm Drain

Interlocal Amount \$1,200,000.00

Original Funding Date 07/11/2013

Expiration Date 12/30/2019

Category	ILC Funding Allocation	Amount Spent	Total Remaining
Right of Way	\$0.00	\$0.00	\$0.00
Pre-Design	\$0.00	\$0.00	\$0.00
Design	\$0.00	\$0.00	\$0.00
Construction	\$1,200,000.00	\$0.00	\$1,200,000.00
Const Engineering	\$0.00	\$0.00	\$0.00
Environmental	\$0.00	\$0.00	\$0.00
Other	\$0.00	\$0.00	\$0.00
Total	\$1,200,000.00	\$0.00	\$1,200,000.00

Current Project Expense Summary

PAY-AS-YOU-GO FUNDED PROJECTS

LLD19A18

Luning Drive Storm Drain

Interlocal Amount \$1,201,965.00

Original Funding Date 07/12/2018

Expiration Date 06/30/2021

Category	ILC Funding Allocation	Amount Spent	Total Remaining
Right of Way	\$0.00	\$0.00	\$0.00
Pre-Design	\$0.00	\$0.00	\$0.00
Design	\$0.00	\$0.00	\$0.00
Construction	\$1,201,965.00	\$0.00	\$1,201,965.00
Const Engineering	\$0.00	\$0.00	\$0.00
Environmental	\$0.00	\$0.00	\$0.00
Other	\$0.00	\$0.00	\$0.00
Total	\$1,201,965.00	\$0.00	\$1,201,965.00

ENTITY: Mesquite

MES01E17

Town Wash-Mesa Boulevard, El Dorado to Town Wash

Interlocal Amount \$416,516.00

Original Funding Date 09/14/2017

Expiration Date 09/30/2021

Category	ILC Funding Allocation	Amount Spent	Total Remaining
Right of Way	\$0.00	\$0.00	\$0.00
Pre-Design	\$0.00	\$0.00	\$0.00
Design	\$391,516.00	\$290,417.00	\$101,099.00
Construction	\$0.00	\$0.00	\$0.00
Const Engineering	\$0.00	\$0.00	\$0.00
Environmental	\$25,000.00	\$0.00	\$25,000.00
Other	\$0.00	\$0.00	\$0.00
Total	\$416,516.00	\$290,417.00	\$126,099.00

Current Project Expense Summary

PAY-AS-YOU-GO FUNDED PROJECTS

MES04A15

Virgin River Flood Wall

Interlocal Amount \$1,433,903.00

Original Funding Date 11/12/2015

Expiration Date 07/30/2020

Category	ILC Funding Allocation	Amount Spent	Total Remaining
Right of Way	\$18,680.00	\$0.00	\$18,680.00
Pre-Design	\$208,278.00	\$207,278.00	\$1,000.00
Design	\$886,060.00	\$182,887.72	\$703,172.28
Construction	\$0.00	\$0.00	\$0.00
Const Engineering	\$0.00	\$0.00	\$0.00
Environmental	\$157,630.00	\$0.00	\$157,630.00
Other	\$163,255.00	\$0.00	\$163,255.00
Total	\$1,433,903.00	\$390,165.72	\$1,043,737.28

ENTITY: North Las Vegas

NLV03E13

Hollywood System, Dunes South DB to Centennial
Parkway

Interlocal Amount \$2,706,972.00

Original Funding Date 10/10/2013

Expiration Date 12/31/2022

Category	ILC Funding Allocation	Amount Spent	Total Remaining
Right of Way	\$656,972.00	\$55,268.97	\$601,703.03
Pre-Design	\$0.00	\$0.00	\$0.00
Design	\$2,040,000.00	\$1,719,009.06	\$320,990.94
Construction	\$0.00	\$0.00	\$0.00
Const Engineering	\$0.00	\$0.00	\$0.00
Environmental	\$10,000.00	\$0.00	\$10,000.00
Other	\$0.00	\$0.00	\$0.00
Total	\$2,706,972.00	\$1,774,278.03	\$932,693.97

Current Project Expense Summary

PAY-AS-YOU-GO FUNDED PROJECTS

NLV03F17

Range Wash - Ann Branch

Interlocal Amount \$1,081,889.00

Original Funding Date 03/09/2017

Expiration Date 06/30/2021

Category	ILC Funding Allocation	Amount Spent	Total Remaining
Right of Way	\$250,000.00	\$16,680.92	\$233,319.08
Pre-Design	\$0.00	\$0.00	\$0.00
Design	\$821,889.00	\$471,127.91	\$350,761.09
Construction	\$0.00	\$0.00	\$0.00
Const Engineering	\$0.00	\$0.00	\$0.00
Environmental	\$10,000.00	\$0.00	\$10,000.00
Other	\$0.00	\$0.00	\$0.00
Total	\$1,081,889.00	\$487,808.83	\$594,080.17

NLV03G17

Hollywood System, Centennial Pkwy-Speedway #2 DB

Interlocal Amount \$1,586,850.00

Original Funding Date 03/09/2017

Expiration Date 06/30/2022

Category	ILC Funding Allocation	Amount Spent	Total Remaining
Right of Way	\$507,125.00	\$30,283.72	\$476,841.28
Pre-Design	\$0.00	\$0.00	\$0.00
Design	\$1,069,725.00	\$542,714.55	\$527,010.45
Construction	\$0.00	\$0.00	\$0.00
Const Engineering	\$0.00	\$0.00	\$0.00
Environmental	\$10,000.00	\$0.00	\$10,000.00
Other	\$0.00	\$0.00	\$0.00
Total	\$1,586,850.00	\$572,998.27	\$1,013,851.73

NLV03H17

Hollywood System, Dunes S DB to Centennial Pkwy-
Phase I

Interlocal Amount \$13,109,000.00

Original Funding Date 11/09/2017

Expiration Date 06/30/2020

Category	ILC Funding Allocation	Amount Spent	Total Remaining
Right of Way	\$0.00	\$0.00	\$0.00
Pre-Design	\$0.00	\$0.00	\$0.00
Design	\$0.00	\$0.00	\$0.00
Construction	\$12,290,000.00	\$5,525,186.58	\$6,764,813.42
Const Engineering	\$819,000.00	\$125,223.45	\$693,776.55
Environmental	\$0.00	\$0.00	\$0.00
Other	\$0.00	\$0.00	\$0.00
Total	\$13,109,000.00	\$5,650,410.03	\$7,458,589.97

Current Project Expense Summary

PAY-AS-YOU-GO FUNDED PROJECTS

NLV03I18

Range Wash - Ann Branch, Phase I

Interlocal Amount \$2,668,000.00

Original Funding Date 02/08/2018

Expiration Date 12/31/2020

Category	ILC Funding Allocation	Amount Spent	Total Remaining
Right of Way	\$0.00	\$0.00	\$0.00
Pre-Design	\$0.00	\$0.00	\$0.00
Design	\$0.00	\$0.00	\$0.00
Construction	\$2,470,000.00	\$2,458,814.28	\$11,185.72
Const Engineering	\$198,000.00	\$97,533.27	\$100,466.73
Environmental	\$0.00	\$0.00	\$0.00
Other	\$0.00	\$0.00	\$0.00
Total	\$2,668,000.00	\$2,556,347.55	\$111,652.45

NLV04K17

Gowan Outfall, Alexander Rd - Decatur to Simmons

Street

Interlocal Amount \$1,931,156.00

Original Funding Date 02/09/2017

Expiration Date 06/30/2022

Category	ILC Funding Allocation	Amount Spent	Total Remaining
Right of Way	\$0.00	\$0.00	\$0.00
Pre-Design	\$0.00	\$0.00	\$0.00
Design	\$1,921,156.00	\$675,117.06	\$1,246,038.94
Construction	\$0.00	\$0.00	\$0.00
Const Engineering	\$0.00	\$0.00	\$0.00
Environmental	\$10,000.00	\$0.00	\$10,000.00
Other	\$0.00	\$0.00	\$0.00
Total	\$1,931,156.00	\$675,117.06	\$1,256,038.94

NLV09E11

Vandenberg North Detention Basin & Outfall

Interlocal Amount \$1,413,000.00

Original Funding Date 04/14/2011

Expiration Date 06/30/2022

Category	ILC Funding Allocation	Amount Spent	Total Remaining
Right of Way	\$64,673.77	\$45,399.72	\$19,274.05
Pre-Design	\$123,326.23	\$123,326.23	\$0.00
Design	\$1,220,000.00	\$954,868.58	\$265,131.42
Construction	\$0.00	\$0.00	\$0.00
Const Engineering	\$0.00	\$0.00	\$0.00
Environmental	\$5,000.00	\$0.00	\$5,000.00
Other	\$0.00	\$0.00	\$0.00
Total	\$1,413,000.00	\$1,123,594.53	\$289,405.47

Current Project Expense Summary

PAY-AS-YOU-GO FUNDED PROJECTS

NLV09I13

Beltway Detention Basin and Channel

Interlocal Amount \$1,334,000.00

Original Funding Date 10/10/2013

Expiration Date 06/30/2022

Category	ILC Funding Allocation	Amount Spent	Total Remaining
Right of Way	\$400,000.00	\$357,990.92	\$42,009.08
Pre-Design	\$0.00	\$0.00	\$0.00
Design	\$924,000.00	\$842,052.36	\$81,947.64
Construction	\$0.00	\$0.00	\$0.00
Const Engineering	\$0.00	\$0.00	\$0.00
Environmental	\$10,000.00	\$1,185.69	\$8,814.31
Other	\$0.00	\$0.00	\$0.00
Total	\$1,334,000.00	\$1,201,228.97	\$132,771.03

NLV17C16

Fifth Street Collector, Centennial Pkwy to Deer Springs Way

Interlocal Amount \$726,079.00

Original Funding Date 11/10/2016

Expiration Date 06/30/2021

Category	ILC Funding Allocation	Amount Spent	Total Remaining
Right of Way	\$259,088.00	\$10,978.85	\$248,109.15
Pre-Design	\$0.00	\$0.00	\$0.00
Design	\$456,991.00	\$381,337.19	\$75,653.81
Construction	\$0.00	\$0.00	\$0.00
Const Engineering	\$0.00	\$0.00	\$0.00
Environmental	\$10,000.00	\$0.00	\$10,000.00
Other	\$0.00	\$0.00	\$0.00
Total	\$726,079.00	\$392,316.04	\$333,762.96

NLV17D18

Fifth St Collector, Centennial Pkwy to Deer Spgs Way

Interlocal Amount \$5,416,000.00

Original Funding Date 09/13/2018

Expiration Date 06/30/2022

Category	ILC Funding Allocation	Amount Spent	Total Remaining
Right of Way	\$0.00	\$0.00	\$0.00
Pre-Design	\$0.00	\$0.00	\$0.00
Design	\$0.00	\$0.00	\$0.00
Construction	\$4,950,000.00	\$0.00	\$4,950,000.00
Const Engineering	\$466,000.00	\$0.00	\$466,000.00
Environmental	\$0.00	\$0.00	\$0.00
Other	\$0.00	\$0.00	\$0.00
Total	\$5,416,000.00	\$0.00	\$5,416,000.00

Current Project Expense Summary

PAY-AS-YOU-GO FUNDED PROJECTS

NLV18B07

Brooks Channel

Interlocal Amount \$595,749.00

Original Funding Date 09/13/2007

Expiration Date 06/30/2020

Category	ILC Funding Allocation	Amount Spent	Total Remaining
Right of Way	\$10,000.00	\$9,616.85	\$383.15
Pre-Design	\$0.00	\$0.00	\$0.00
Design	\$545,839.00	\$544,908.30	\$930.70
Construction	\$0.00	\$0.00	\$0.00
Const Engineering	\$0.00	\$0.00	\$0.00
Environmental	\$24,910.00	\$24,752.87	\$157.13
Other	\$15,000.00	\$15,000.00	\$0.00
Total	\$595,749.00	\$594,278.02	\$1,470.98

NLV18F13

Central Freeway Channel At Cheyenne

Interlocal Amount \$772,549.00

Original Funding Date 12/12/2013

Expiration Date 06/30/2019

Category	ILC Funding Allocation	Amount Spent	Total Remaining
Right of Way	\$5,000.00	\$270.36	\$4,729.64
Pre-Design	\$0.00	\$0.00	\$0.00
Design	\$767,549.00	\$693,826.72	\$73,722.28
Construction	\$0.00	\$0.00	\$0.00
Const Engineering	\$0.00	\$0.00	\$0.00
Environmental	\$0.00	\$0.00	\$0.00
Other	\$0.00	\$0.00	\$0.00
Total	\$772,549.00	\$694,097.08	\$78,451.92

Pay-As-You-Go Totals

Category	ILC Funding Allocation	Amount Spent	Total Remaining
Right of Way	\$42,361,498.41	\$39,814,917.46	\$2,546,580.95
Pre-Design	\$331,604.23	\$330,604.23	\$1,000.00
Design	\$49,627,152.62	\$34,355,030.86	\$15,272,121.76
Construction	\$173,956,830.50	\$81,423,885.37	\$92,532,945.13
Const Engineering	\$13,929,838.00	\$3,210,882.36	\$10,718,955.64
Environmental	\$2,674,813.78	\$1,790,726.73	\$884,087.05
Other	\$10,871,904.96	\$10,322,729.95	\$549,175.01
Total	\$293,753,642.50	\$171,248,776.96	\$122,504,865.54
Construction Projects = 21 Design / Other Projects = 53			

Current Project Expense Summary

BOND FUNDED PROJECTS

ENTITY: Clark County

CLA04W16

Flamingo Wash, Eastern Avenue

Interlocal Amount \$1,420,000.00

Original Funding Date 05/19/2016

Expiration Date 06/30/2021

Category	ILC Funding Allocation	Amount Spent	Total Remaining
Right of Way	\$0.00	\$0.00	\$0.00
Pre-Design	\$0.00	\$0.00	\$0.00
Design	\$0.00	\$0.00	\$0.00
Construction	\$1,315,000.00	\$1,235,320.14	\$79,679.86
Const Engineering	\$105,000.00	\$14,274.25	\$90,725.75
Environmental	\$0.00	\$0.00	\$0.00
Other	\$0.00	\$0.00	\$0.00
Total	\$1,420,000.00	\$1,249,594.39	\$170,405.61

CLA08T14

Duck Creek, Las Vegas Boulevard

Interlocal Amount \$7,400,000.00

Original Funding Date 09/11/2014

Expiration Date 12/31/2019

Category	ILC Funding Allocation	Amount Spent	Total Remaining
Right of Way	\$0.00	\$0.00	\$0.00
Pre-Design	\$0.00	\$0.00	\$0.00
Design	\$0.00	\$0.00	\$0.00
Construction	\$6,700,000.00	\$6,339,394.37	\$360,605.63
Const Engineering	\$700,000.00	\$642,489.75	\$57,510.25
Environmental	\$0.00	\$0.00	\$0.00
Other	\$0.00	\$0.00	\$0.00
Total	\$7,400,000.00	\$6,981,884.12	\$418,115.88

CLA15E13

LVW-Sloan to Stewart-Flam Wash below Nellis

Interlocal Amount \$84,184,000.00

Original Funding Date 10/10/2013

Expiration Date 06/30/2023

Category	ILC Funding Allocation	Amount Spent	Total Remaining
Right of Way	\$0.00	\$0.00	\$0.00
Pre-Design	\$0.00	\$0.00	\$0.00
Design	\$0.00	\$0.00	\$0.00
Construction	\$73,952,000.00	\$71,935,126.87	\$2,016,873.13
Const Engineering	\$7,432,000.00	\$6,840,205.20	\$591,794.80
Environmental	\$0.00	\$0.00	\$0.00
Other	\$2,800,000.00	\$613,090.48	\$2,186,909.52
Total	\$84,184,000.00	\$79,388,422.55	\$4,795,577.45

Current Project Expense Summary

BOND FUNDED PROJECTS

ENTITY: Clark County Outlying

LAU04B17

SR 163 at Casino Drive

Interlocal Amount \$2,250,000.00

Original Funding Date 07/13/2017

Expiration Date 06/30/2022

Category	ILC Funding Allocation	Amount Spent	Total Remaining
Right of Way	\$0.00	\$0.00	\$0.00
Pre-Design	\$0.00	\$0.00	\$0.00
Design	\$0.00	\$0.00	\$0.00
Construction	\$2,065,000.00	\$0.00	\$2,065,000.00
Const Engineering	\$185,000.00	\$0.00	\$185,000.00
Environmental	\$0.00	\$0.00	\$0.00
Other	\$0.00	\$0.00	\$0.00
Total	\$2,250,000.00	\$0.00	\$2,250,000.00

ENTITY: Henderson

HEN05G16

Horizon Ridge Detention Basin

Interlocal Amount \$7,506,000.00

Original Funding Date 04/14/2016

Expiration Date 06/30/2019

Category	ILC Funding Allocation	Amount Spent	Total Remaining
Right of Way	\$0.00	\$0.00	\$0.00
Pre-Design	\$0.00	\$0.00	\$0.00
Design	\$0.00	\$0.00	\$0.00
Construction	\$6,950,000.00	\$5,632,754.94	\$1,317,245.06
Const Engineering	\$556,000.00	\$286,449.21	\$269,550.79
Environmental	\$0.00	\$0.00	\$0.00
Other	\$0.00	\$0.00	\$0.00
Total	\$7,506,000.00	\$5,919,204.15	\$1,586,795.85

Current Project Expense Summary

BOND FUNDED PROJECTS

ENTITY: Las Vegas

LAS14D14

Freeway Channel-Washington, MLK to Rancho Drive

Interlocal Amount \$11,555,343.00

Original Funding Date 02/13/2014

Expiration Date 12/31/2019

Category	ILC Funding Allocation	Amount Spent	Total Remaining
Right of Way	\$0.00	\$0.00	\$0.00
Pre-Design	\$0.00	\$0.00	\$0.00
Design	\$0.00	\$0.00	\$0.00
Construction	\$10,500,343.00	\$9,401,693.30	\$1,098,649.70
Const Engineering	\$1,055,000.00	\$921,250.71	\$133,749.29
Environmental	\$0.00	\$0.00	\$0.00
Other	\$0.00	\$0.00	\$0.00
Total	\$11,555,343.00	\$10,322,944.01	\$1,232,398.99

ENTITY: North Las Vegas

NLV03J19

Hollywood System, Phase II, NAFB Reach

Interlocal Amount \$19,610,000.00

Original Funding Date 05/23/2019

Expiration Date 06/30/2022

Category	ILC Funding Allocation	Amount Spent	Total Remaining
Right of Way	\$0.00	\$0.00	\$0.00
Pre-Design	\$0.00	\$0.00	\$0.00
Design	\$0.00	\$0.00	\$0.00
Construction	\$18,500,000.00	\$0.00	\$18,500,000.00
Const Engineering	\$1,110,000.00	\$0.00	\$1,110,000.00
Environmental	\$0.00	\$0.00	\$0.00
Other	\$0.00	\$0.00	\$0.00
Total	\$19,610,000.00	\$0.00	\$19,610,000.00

Current Project Expense Summary

BOND FUNDED PROJECTS

NLV09J19

Beltway Detention Basin, Collection and Outfall

Interlocal Amount \$16,192,926.00

Original Funding Date 05/23/2019

Expiration Date 06/30/2023

Category	ILC Funding Allocation	Amount Spent	Total Remaining
Right of Way	\$0.00	\$0.00	\$0.00
Pre-Design	\$0.00	\$0.00	\$0.00
Design	\$0.00	\$0.00	\$0.00
Construction	\$15,132,926.00	\$0.00	\$15,132,926.00
Const Engineering	\$1,060,000.00	\$0.00	\$1,060,000.00
Environmental	\$0.00	\$0.00	\$0.00
Other	\$0.00	\$0.00	\$0.00
Total	\$16,192,926.00	\$0.00	\$16,192,926.00

Bond Totals

Category	ILC Funding Allocation	Amount Spent	Total Remaining
Right of Way	\$0.00	\$0.00	\$0.00
Pre-Design	\$0.00	\$0.00	\$0.00
Design	\$0.00	\$0.00	\$0.00
Construction	\$135,115,269.00	\$94,544,289.62	\$40,570,979.38
Const Engineering	\$12,203,000.00	\$8,704,669.12	\$3,498,330.88
Environmental	\$0.00	\$0.00	\$0.00
Other	\$2,800,000.00	\$613,090.48	\$2,186,909.52
Total	\$150,118,269.00	\$103,862,049.22	\$46,256,219.78
Construction Projects = 8 Design / Other Projects = 0			

Capital Improvement Program - Open Projects Summary

Pay-As-You-Go And Bond Totals

Category	ILC Funding Allocation	Amount Spent	Total Remaining
Right of Way	\$42,361,498.41	\$39,814,917.46	\$2,546,580.95
Pre-Design	\$331,604.23	\$330,604.23	\$1,000.00
Design	\$49,627,152.62	\$34,355,030.86	\$15,272,121.76
Construction	\$309,072,099.50	\$175,968,174.99	\$133,103,924.51
Const Engineering	\$26,132,838.00	\$11,915,551.48	\$14,217,286.52
Environmental	\$2,674,813.78	\$1,790,726.73	\$884,087.05
Other	\$13,671,904.96	\$10,935,820.43	\$2,736,084.53
Total	\$443,871,911.50	\$275,110,826.18	\$168,761,085.32
Construction Projects = 29 Design / Other Projects = 53			

Pay-As-You-Go Totals

Category	ILC Funding Allocation	Amount Spent	Total Remaining
Right of Way	\$42,361,498.41	\$39,814,917.46	\$2,546,580.95
Pre-Design	\$331,604.23	\$330,604.23	\$1,000.00
Design	\$49,627,152.62	\$34,355,030.86	\$15,272,121.76
Construction	\$173,956,830.50	\$81,423,885.37	\$92,532,945.13
Const Engineering	\$13,929,838.00	\$3,210,882.36	\$10,718,955.64
Environmental	\$2,674,813.78	\$1,790,726.73	\$884,087.05
Other	\$10,871,904.96	\$10,322,729.95	\$549,175.01
Total	\$293,753,642.50	\$171,248,776.96	\$122,504,865.54
Construction Projects = 21 Design / Other Projects = 53			

Bond Totals

Category	ILC Funding Allocation	Amount Spent	Total Remaining
Right of Way	\$0.00	\$0.00	\$0.00
Pre-Design	\$0.00	\$0.00	\$0.00
Design	\$0.00	\$0.00	\$0.00
Construction	\$135,115,269.00	\$94,544,289.62	\$40,570,979.38
Const Engineering	\$12,203,000.00	\$8,704,669.12	\$3,498,330.88
Environmental	\$0.00	\$0.00	\$0.00
Other	\$2,800,000.00	\$613,090.48	\$2,186,909.52
Total	\$150,118,269.00	\$103,862,049.22	\$46,256,219.78
Construction Projects = 8 Design / Other Projects = 0			

**Regional Flood Control District
Capital Improvement Projects - Cumulative Reporting
Pay-As-You-Go Funding**

Boulder City

<u>PROJECT</u>	<u>NAME</u>	<u>STATUS</u>	<u>TOTAL</u>
BOU01A87	Hemenway Wash	Closed	\$4,649,000.00
BOU01B88	Hemenway Wash Debris Basin	Closed	\$0.00
BOU01C10	Hemenway System, Phase II Improvements	Open	\$745,000.00
BOU01D17	Hemenway System, Phase IIA Improvements	Open	\$2,495,000.00
BOU02A88	Georgia Avenue Channel	Closed	\$613,590.23
BOU03A88	Buchanan Blvd. Channel	Closed	\$412,719.91
BOU03B98	Buchanan Watershed Facilities	Closed	\$420,240.41
BOU03C10	Buchanan Blvd., Phase III Improvements	Closed	\$344,263.01
BOU03D11	Buchanan Blvd., Phase III Improvements	Closed	\$0.00
BOU03E12	Buchanan Blvd., Phase III Improvements	Closed	\$4,689,402.24
BOU04A96	West Airport Watershed	Closed	\$128,138.69
BOU04B97	West Airport Watershed Construction	Closed	\$1,839,686.60
BOU04C01	Hemenway Wash	Closed	\$101,580.75
BOU05A98	North Railroad Watershed (Industrial Road Facility)	Closed	\$448,873.75
BOU05B00	North Railroad Watershed, Veteran Memorial Dr Culvert	Closed	\$129,206.79
BOU05G07	Yucca Street Drainage	Closed	\$71,036.09
BOU05H07	Bootleg Canyon Detention Basin Outfall	Closed	\$521,408.23
BOU05J10	North Railroad Conveyance	Open	\$530,000.00
BOU05K11	Bootleg Canyon Detention Basin, Phase II	Closed	\$829,854.43
BOU05L11	North Railroad Conveyance	Closed	\$3,503,502.20
BOU05M18	North Railroad Conveyance, Phase II	Open	\$2,843,962.00
BOU06A99	Ville Drive Flood Control Facilities	Closed	\$144,261.08
BOU06B01	Ville Drive Flood Control Facilities	Closed	\$747,314.67
			\$26,208,041.08

Clark County

<u>PROJECT</u>	<u>NAME</u>	<u>STATUS</u>	<u>TOTAL</u>
CLA01A87	Upper Flamingo Wash Detention Basin & Outfall	Closed	\$6,932,932.63
CLA01B04	F4 Patrick Lane/Ft Apache Road Lateral	Closed	\$482,000.00
CLA01D07	Flamingo Hacienda	Closed	\$4,037,385.53
CLA02A88	Rawhide Channel	Closed	\$69,932.30
CLA02B90	Rawhide Channel/Eastern Av Drainage Structure	Closed	\$155,540.00
CLA02C90	Rawhide Channel/Eastern Outfall	Closed	\$115,000.00
CLA02D90	Rawhide Channel/Eastern-Topaz	Closed	\$1,069,252.07
CLA02E91	Rawhide Channel/McLeod-Mtn Vista	Closed	\$166,990.74
CLA02G99	Rawhide Channel at Sagebrush Street	Closed	\$441,753.51
CLA03A88	Van Buskirk Channel - Predesign	Closed	\$118,463.30
CLA03B90	Van Buskirk Channel Outfall	Closed	\$3,332,227.08
CLA03C90	Van Buskirk Channel - ROW	Closed	(\$202,889.63)
CLA03D91	Van Buskirk System/Spencer-Rochelle	Closed	\$808,963.97
CLA03H93	Van Buskirk Channel / Phases IIA & VI Construction	Closed	\$6,112,843.32
CLA04A89	Flamingo Wash Bridge @ Eastern	Closed	\$61,900.00
CLA04B89	Flamingo Wash Bridge @ Arville	Closed	\$294,818.61
CLA04C90	Flamingo Wash Bridge @ Paradise & Palos Verde	Closed	\$1,711,276.60
CLA04D93	Flamingo Wash - Winnick Ave. Improvements	Closed	\$2,739,120.64

5/13/2019 - payas443

**Regional Flood Control District
Capital Improvement Projects - Cumulative Reporting
Pay-As-You-Go Funding**

<u>PROJECT</u>	<u>NAME</u>	<u>STATUS</u>	<u>TOTAL</u>
CLA04E99	Flamingo Wash, McLeod Dr to Maryland PKWY	Open	\$2,980,000.00
CLA04F99	Flamingo Wash, I-515 to McLeod Dr	Closed	\$1,252,537.43
CLA04G00	Flamingo Wash at Boulder Highway	Closed	\$860,102.20
CLA04H00	Flamingo Wash, Boulder Highway to Mojave Rd	Closed	\$6,284,809.40
CLA04I01	Flamingo Wash, Spencer Street Bridge & Approach Channel	Closed	\$2,436,743.83
CLA04M06	Flamingo - Boulder HWY N, Sahara Ave to Flamingo Wash	Closed	\$1,027,029.82
CLA04Q08	Flamingo Wash, Nellis Blvd to I-515	Closed	\$995,990.90
CLA04R08	Flamingo Wash, Desert Inn to Eastern Avenue	Closed	\$7,869,248.66
CLA04U10	Flamingo-Boulder Highway North, Sahara Ave to Flamingo Wash	Closed	\$10,933,404.28
CLA04V10	Flamingo Wash, Nellis Boulevard to I-515	Closed	\$11,132,175.16
CLA04Y19	Flamingo Wash, Maryland Pkwy to Palos Verdes Street	Open	\$535,000.00
CLA05A91	Duck Creek Bridges @ Tomiyasu & La Casita	Closed	\$814,243.47
CLA06A91	Range Wash Confluence Detention Basin Facilities	Closed	\$479,952.25
CLA07A92	Sloan Channel (Las Vegas Wash to Owens)	Closed	\$4,820,788.11
CLA07B01	Sloan Channel, Las Vegas Wash to Charleston	Closed	\$340,747.81
CLA08A92	Lower Duck Creek Detention Basin Predesign	Closed	\$807,918.53
CLA08B93	Lower Duck Creek DB ROW	Closed	\$5,921,794.42
CLA08C98	Lower Duck Creek Detention Basin & Outfall Channel	Closed	(\$11,828.26)
CLA08D01	Duck Creek, Lower Detention Basin to I-15	Closed	\$9,691,844.67
CLA08F03	Duck Creek, Lower Detention Basin to Silverado Ranch Blvd	Closed	\$3,717,281.04
CLA08H05	Duck Creek, Railroad Detention Basin	Closed	\$673,683.44
CLA08K07	Duck Creek Channel, Silverado Ranch Blvd to Las Vegas Blvd	Closed	\$8,698,135.53
CLA08M08	Duck Creek, Railroad Detention Basin	Closed	\$13,302,732.94
CLA08Q13	Duck Creek at Dean Martin	Closed	\$413,865.28
CLA08R13	Duck Creek, Las Vegas Boulevard	Open	\$485,000.00
CLA08S13	Silverado Ranch Detention Basin and Outfall Facilities	Open	\$1,370,000.00
CLA08W16	Duck Creek at Dean Martin	Closed	\$3,058,969.76
CLA09A97	Durango Collector (Hacienda to Twain)	Closed	\$366,253.18
CLA09B99	Durango Collector (Twain to Hacienda)	Closed	\$100,005.00
CLA09C06	Durango Collector (Twain to Hacienda)	Closed	\$1,126.53
CLA10A97	Tropicana Wash (Paradise Road to Koval Lane)	Closed	\$228,665.56
CLA10D07	Tropicana Wash at Swenson Street	Closed	\$1,253,646.20
CLA10F10	Flamingo Wash, Industrial Road to Hotel Rio Drive	Open	\$46,000.00
CLA10G12	Tropicana Wash at Swenson Street	Closed	\$7,081,097.58
CLA10H13	Airport Channel - Naples	Open	\$1,150,000.00
CLA10I19	Wagon Trail Chnl, Sunset Rd to Teco Avenue	Open	\$318,800.00
CLA12A97	Desert Inn Detention Basin & Collection System	Closed	\$346,843.68
CLA12B98	Desert Inn Detention Basin & Collection System/DI Lateral	Closed	\$43,197.00

**Regional Flood Control District
Capital Improvement Projects - Cumulative Reporting
Pay-As-You-Go Funding**

<u>PROJECT</u>	<u>NAME</u>	<u>STATUS</u>	<u>TOTAL</u>
CLA12C99	Desert Inn Detention Basin & Collection System	Closed	\$689.01
CLA13A97	Lakes Detention Basin, Collection System, & Outfall	Closed	\$531,803.87
CLA13B98	Lakes Detention Basin Collection System & Outfall	Closed	\$788,631.74
CLA13C98	Lakes DB Collection System	Closed	\$783,619.03
CLA14A97	Duck Creek (Hollywood to Stephanie Street)	Closed	\$138,962.97
CLA14B99	Duck Creek Channel (Hollywood Blvd to Stephaine St)--ROWA	Closed	\$375,552.00
CLA14C99	Duck Creek, Sunset Road to Eastern Ave	Closed	\$560,650.99
CLA14D99	Duck Creek, Hollywood Blvd to Stephanie Street	Closed	\$1,651,449.79
CLA14E99	Duck Creek, Stephanie St to Green Valley PKWY	Closed	\$321,054.87
CLA14F00	Duck Creek, Emerald Avenue to Stephanie St	Closed	\$5,987,176.80
CLA14G00	Duck Creek at Robindale Road	Closed	\$1,066,974.02
CLA14H00	Duck Creek, Tomiyasu Lane to Topaz St	Closed	\$3,548,160.77
CLA14I02	Duck Creek, US 95 Branch	Closed	\$1,107,637.45
CLA14L02	Duck Creek, Phase II and Lower Pittman	Closed	\$13,651,024.74
CLA14R04	Duck Creek, Mountain Vista Street to Green Valley PKWY	Closed	\$707,824.31
CLA14S07	Duck Creek, Eldorado Lane to Spencer Street	Closed	\$6,139,169.42
CLA14U09	Duck Creek, Robindale to I-215	Closed	\$23,516.83
CLA14V10	Duck Creek, Mtn. Vista to Green Valley Parkway	Closed	\$8,976,052.51
CLA15B99	Colorado Avenue Storm Drain System	Closed	(\$41,517.92)
CLA15C09	Las Vegas Wash, Sloan Lane to Stewart Ave	Closed	\$193,555.23
CLA15D12	LVW Sloan-Bonanza, Flam W below Nellis	Open	\$6,122,000.00
CLA16A98	Upr Duck Ck, Ctrl Duck Ck, Lwr Blue Diamond & Bird Sp/ROW	Closed	\$2,226,784.41
CLA16B00	Upr Duck, Ctrl Duck, Lower Blue Dia, & Bird Springs DB	Closed	\$1,363,624.69
CLA16F04	Lower Blue Diamond Detention Basin Collector Channel	Closed	\$8,060,995.11
CLA16G05	Blue Diamond Wash Wigwam, UPRR to Jones Boulevard	Closed	\$535,000.00
CLA16H06	Blue Dia Wash S Rainbow, Pebble - Raven & Wigwam - Ford	Closed	\$2,444,155.20
CLA16I07	Lower Blue Diamond Detention Basin Outfall	Closed	\$1,694,368.59
CLA16J07	Blue Diamond Wash Wigwam, Jones Blvd to Rainbow	Closed	\$357,603.89
CLA16K07	Upper Duck Creek Detention Basin	Closed	\$3,000,000.00
CLA16O19	Blue Diamond Wash, Arville Street to I-15	Open	\$435,000.00
CLA17E04	Blue Diamond Channel, Rainbow Branch	Closed	\$1,495,409.16
CLA19A99	Red Rock Channel, Naples Branch	Closed	\$1,333,173.93
CLA19C02	Red Rock Channel, Naples Branch - Flamingo Connector	Closed	\$674,561.31
CLA20A99	Washington Collection System	Closed	\$69,701.68
CLA20B00	Washington Collection System	Closed	\$680,964.62
CLA21A00	Orchard Detention Basin	Open	\$1,799,700.00
CLA21B12	Orchard Detention Basin	Closed	\$4,929,886.35
CLA22A00	Flamingo Diversion - Jones Branch	Closed	\$100,001.71

**Regional Flood Control District
Capital Improvement Projects - Cumulative Reporting
Pay-As-You-Go Funding**

<u>PROJECT</u>	<u>NAME</u>	<u>STATUS</u>	<u>TOTAL</u>
CLA22B03	Flamingo Diversion - Jones Branch	Closed	\$1,100,000.00
CLA26C08	Flam Div - South Buffalo Branch, Flamingo Wash to Patrick Lane	Closed	\$776,336.79
CLA27C08	Flamingo Diversion - Rainbow Branch	Open	\$1,030,000.00
CLA28D18	Vandenberg North DB, Collection & Outfall, Phase I	Open	\$3,765,000.00
CLA35A11	Tropicana Avenue Conveyance, LVW to Mtn. Vista	Closed	\$249,789.19
CLA36A18	Jim McGaughey DB, Collection Basin and Outfall	Open	\$382,870.00
CLA39A19	Duck Creek/Blue Diamond, Bermuda Rd to LV Blvd	Open	\$453,000.00
CLD02A11	Annie Oakley Drive at Rawhide Channel Storm Drain	Closed	\$84,203.00
CLD04A08	Twain at Pecos-McLeod Storm Drain	Closed	\$442,521.57
CLD07A07	Sunrise Area Storm Drain	Closed	\$914,982.31
CLD07B08	Carey Avenue Storm Drain	Closed	\$1,351,525.62
CLD07C10	Sunrise Ave. Storm Drain, Fogg St. to Clayton St.	Closed	\$154,935.40
CLD07D12	Toiyabe Street Storm Drain	Closed	\$0.00
CLD14A10	Tunis Ave and Karvel Street Storm Drain	Closed	\$189,391.53
CLD15A09	Olive Street Storm Drain, US-95 to Palm Street	Closed	\$800,286.13
CLD17A09	Las Vegas Blvd/Serene Ave Storm Drain	Closed	\$133,338.79
CLD19A17	Katie Avenue Storm Drain - Local Drainage Improvements	Open	\$767,277.50
CLD20A12	Washington/Hollywood Storm Drain	Closed	\$259,862.20
CLD98A06	Hickam Avenue Storm Drain	Closed	\$465,091.07
CLD99A05	Red Coach Ave/Cimarron Rd Improvements	Closed	\$388,200.00
			\$237,818,846.25

Clark County Outlying

<u>PROJECT</u>	<u>NAME</u>	<u>STATUS</u>	<u>TOTAL</u>
BUN01A90	Bunkerville Channel (aka Windmill Channel)	Closed	\$817,795.45
BUN01B98	Bunkerville Flood Control Improvements	Closed	\$5,734,536.80
BUN01C05	Windmill Wash Outfall	Closed	\$2,839,135.00
BUN01D11	Windmill Wash Detention Basin Expansion	Open	\$880,000.00
GSP01A88	Goodsprings Flood Control Improvements	Closed	\$72,275.84
GSP01B10	Goodsprings - Phase I	Open	\$83,400.00
IND01A98	Indian Springs Flood Control Improvements	Closed	\$579,193.24
LAU01A89	Unnamed Wash, Laughlin	Closed	\$349,995.99
LAU02A89	Hiko Springs, Laughlin	Closed	\$369,974.40
LAU02B92	Hiko Springs, Laughlin, Remap	Closed	\$8,000.00
LAU03A96	Hiko Springs Outfall Channel	Closed	\$7,771,291.25
LAU04A08	SR 163 at Casino Drive	Open	\$528,500.00
MOA01A89	Cooper Ave. Crossing - Moapa Valley	Closed	\$185,000.00
MOA01B89	Muddy River West Levee, Moapa Valley	Open	\$13,501,000.00
MOA01C06	Muddy River, Gubler Avenue Bridge	Closed	\$745,638.67
MOA01D07	Muddy River, Gubler Avenue Bridge	Closed	\$5,319,472.98
MOA01E08	Muddy River & Trib - Cooper Ave to Yamashita St	Closed	\$966,120.32
MOA01F10	Muddy River Logandale Levee	Open	\$1,753,000.00
MOA01G11	Muddy River, Cooper Street Bridge	Closed	\$15,793,908.74
MOA01H15	Muddy River Logandale Levee	Open	\$8,500,000.00

5/13/2019 - payas443

**Regional Flood Control District
Capital Improvement Projects - Cumulative Reporting
Pay-As-You-Go Funding**

<u>PROJECT</u>	<u>NAME</u>	<u>STATUS</u>	<u>TOTAL</u>
MOA02A89	Logan Wash (aka Benson), Moapa Valley	Closed	\$235,040.74
MOA02B92	Logan Wash Construction	Closed	\$3,510,528.60
MOA03A11	Fairgrounds Detention Basin	Open	\$964,000.00
NEL01A88	Nelson Flood Control Improvements	Closed	\$2,961.95
SEA01A88	Searchlight Flood Control Improvements	Closed	\$861,099.97
SEA01B99	Searchlight Flood Control Improvements	Closed	\$5,500.00
SEA02A07	Searchlight - West, US-95	Closed	\$162,000.00
SEA03A09	Searchlight - South, Encinitas St Storm Drain	Open	\$138,000.00
SEA03B17	Searchlight-South, Encinitas St. Storm Drain	Open	\$2,530,000.00
			<u>\$75,207,369.94</u>

COE/Clark County

<u>PROJECT</u>	<u>NAME</u>	<u>STATUS</u>	<u>TOTAL</u>
COEESCRO	COE Escrow Account	Closed	\$15,126,215.56
COEG194	COE General Project Information	Closed	\$97,744.28
COEG294	Tropicana & Flamingo Washes	Open	\$36,259,348.00
COETF	TROPFLAM-Haz Mat	Closed	\$280,550.00
			<u>\$51,763,857.84</u>

Henderson

<u>PROJECT</u>	<u>NAME</u>	<u>STATUS</u>	<u>TOTAL</u>
HEN01A87	Pittman Wash Channel Design (Phases I, II, III)	Closed	\$533,554.14
HEN01B87	Warm Springs & Stephanie Street Bridges	Closed	\$1,660,108.81
HEN01C90	Pittman Wash Channel - Phase I Construction	Closed	\$2,744,110.10
HEN01F00	Pittman Wash Lower Reach	Closed	\$324,343.79
HEN01H09	Pittman Wash, Duck Creek at I-515	Closed	\$349,813.57
HEN01I14	Pittman Wash, Duck Creek at I-515	Closed	\$2,295,044.97
HEN02A89	Green Valley Parkway Bridge	Closed	\$1,128,513.78
HEN03A91	UPRR Channel	Closed	\$117,073.57
HEN04A91	C-1 Predesign / Mission Hills Design	Closed	\$1,009,074.06
HEN04B93	C-1 Channel / Lake Mead Dr. to Burkholder Design	Closed	\$173,333.98
HEN04E96	Mission Hills Western Interceptor Diversion	Closed	\$2,636,599.02
HEN04F97	Black Mountain Detention Basin	Closed	\$275,048.92
HEN04I98	C-1 Channel (Culvert) at Lake Mead	Closed	\$907,210.00
HEN04K99	Upper and Middle Reaches of the C-1 Channel	Closed	\$521,871.29
HEN04O09	C-1, Four Kids Wash - Lake Mead to Eagle Rock	Closed	\$22,905.46
HEN04P09	Racetrack Channel, Drake to Burkholder	Closed	\$76,414.93
HEN04Q15	Racetrack Channel, Drake to Burkholder	Closed	\$833,948.46
HEN05A92	Sunset D B, Collection Sys, & Outfall (Pioneer DB)	Closed	\$3,749,294.23
HEN05C01	Pioneer Detention Basin	Closed	\$4,323,566.57
HEN05D09	Pioneer Detention Basin Expansion and Inflow	Closed	\$325,840.81
HEN05E09	Pittman, Horizon Ridge Detention Basin	Open	\$792,285.00
HEN06A93	Equestrian Drive Detention Basin	Closed	\$388,624.49
HEN06B95	Equestrian Detention Basin	Closed	\$6,128,895.08
HEN06C02	Equestrian Detention Basin Outfall	Closed	\$681,288.27
HEN06D05	C-1 Equestrian Tributary	Closed	\$227,591.57
HEN06F08	C-1 Equestrian Tributary	Closed	\$2,711,795.15
HEN06G08	Equestrian Detention Basin Outfall - Heritage Channel	Closed	\$4,200,444.03

**Regional Flood Control District
Capital Improvement Projects - Cumulative Reporting
Pay-As-You-Go Funding**

<u>PROJECT</u>	<u>NAME</u>	<u>STATUS</u>	<u>TOTAL</u>
HEN06H09	Equestrian Detention Basin Expansion	Closed	\$335,247.64
HEN06IO9	Equestrian Tributary Phase II	Closed	\$405,636.14
HEN07A96	Pittman Park Detention Basin	Closed	\$1,546,249.59
HEN07B09	Pittman Wash, UPRR to Santiago	Closed	\$843,016.21
HEN07D09	Whitney Wash Channel	Closed	\$130,264.67
HEN07E11	Pittman Wash, UPRR to Santiago	Closed	\$8,796,470.83
HEN07F18	Whitney Ranch Channel Replacement Project	Open	\$934,549.00
HEN08A96	Railroad East Detention Basin	Closed	\$6,416,341.47
HEN08B08	Pittman Railroad East Conveyance	Closed	\$444,380.89
HEN08C08	Pittman Railroad East Conveyance	Closed	\$8,518,517.91
HEN09A99	Pittman East Detention Basin (collapse with HEN09A97)	Closed	\$119,918.19
HEN09B00	Pittman Eastern Detention Basin	Closed	\$6,099,436.41
HEN09D09	Pittman Seven Hills Park Channel	Closed	\$0.00
HEN10B99	South Pittman Detention Basin	Closed	\$3,202,101.72
HEN12A99	Gibson Channel at Sunset Road	Closed	\$40,125.00
HEN12B01	Gibson Channel Culvert at Sunset Road	Closed	\$364,211.76
HEN12C02	Gibson Conveyance System	Closed	\$237,718.78
HEN12F05	Pittman Gibson, Warm Springs Road to Kelso Dunes Avenue	Closed	\$10,000.00
HEN12GO6	Pittman Wash - Burns	Closed	\$4,251,084.08
HEN12H09	Pittman Burns, Sunset to Galleria	Closed	\$770,231.86
HEN12I09	Pittman, West Horizon - Palm Hills	Closed	\$249,028.80
HEN13A00	Boulder Highway Channel	Closed	\$360,070.00
HEN14A00	Pittman Pecos West Conveyance & Eastern Ave Tributary	Closed	\$2,355,800.39
HEN14B06	Pittman Pecos West Conveyance & Eastern Ave Tributary	Closed	\$6,787,948.72
HEN15A00	Pittman Wash Railroad Channel	Closed	\$568,801.51
HEN16A01	Pittman North Detention Basin & Outfall	Open	\$2,264,514.00
HEN16D15	Pittman North Detention Basin and Outfall, Phase I	Closed	\$3,458,916.31
HEN16E15	Pittman North DB & Outfall, Phase II - Starr Avenue	Closed	\$1,865,136.31
HEN16F17	Pittman North Detention Basin & Outfall, Phase III	Open	\$25,700,000.00
HEN19B06	Northeast Detention Basin Outfall	Closed	\$337,852.88
HEN19C07	Northeast Detention Basin, Levee and Outfall	Closed	\$13,366,601.89
HEN21A05	Pittman Railroad, MacDonald Ranch Channel	Closed	\$253,025.49
HEN21B08	Pittman Railroad, MacDonald Ranch Channel	Closed	\$2,025,749.22
HEN22A09	Anthem Pkwy Channel, Horizon Ridge to Sienna Heights	Closed	\$94,222.77
HEN23A09	Center Street Storm Drain	Closed	\$564,095.75
HEN24A11	Duck Creek, Sunset to Sandhill	Closed	\$535,983.84
HEN24B13	Duck Creek, Sunset to Sandhill	Closed	\$3,475,829.83
HLD15A06	Blackridge Road Storm Drain System	Closed	\$529,071.04
			\$147,396,744.95

Las Vegas

<u>PROJECT</u>	<u>NAME</u>	<u>STATUS</u>	<u>TOTAL</u>
LAS01A87	Angel Park Detention Basin Outflow Structure	Closed	\$397,978.73
LAS01B95	Angel Park Detention Basin Expansion	Closed	\$1,356,534.40
LAS01D09	Angel Park North - Detention Basin	Closed	\$597,382.00

5/13/2019 - payas443

**Regional Flood Control District
Capital Improvement Projects - Cumulative Reporting
Pay-As-You-Go Funding**

<u>PROJECT</u>	<u>NAME</u>	<u>STATUS</u>	<u>TOTAL</u>
LAS02A87	Buffalo Channel	Closed	\$4,167,183.73
LAS02B91	Buffalo Channel/Summerlin PKWY - Vegas Drive	Closed	\$126,491.20
LAS02C91	Buffalo Channel/Westcliff-Summerlin Pkwy	Closed	\$471,594.88
LAS02D92	Buffalo Channel/Doe Av.-Westcliff Dr	Closed	\$84,175.72
LAS02F93	Buffalo Channel / Doe-Westcliff	Closed	\$1,685,430.55
LAS03A89	Gowan Rd Detention System	Closed	\$195,685.16
LAS03B89	Gowan Detention Basin & Outfall	Closed	\$4,813,519.80
LAS03D98	Gowan South Detention Basin Expansion	Closed	\$126,398.42
LAS03E00	Gowan South DB Expansion	Closed	\$2,609,639.23
LAS04A87	Oakey Boulevard System	Closed	\$111,106.72
LAS04B90	Oakey BI System	Closed	\$631,418.63
LAS04C91	Oakey BI System/Decatur BI Crossing	Closed	\$35,000.00
LAS04E94	Oakey Conveyance Phase II	Closed	\$1,083,848.86
LAS05A87	Meadows Detention Basin	Closed	\$120,000.00
LAS05B87	Meadows Detention Basin	Closed	\$3,432,123.00
LAS05C00	Meadows Detention Basin Expansion (Resol 00-2)	Closed	\$150,000.00
LAS05D01	Meadows Detention Basin Expansion (Resol 01-3)	Closed	\$3,422,258.00
LAS05H08	Alta Parallel System	Closed	\$8,165,350.58
LAS05I08	Oakey-Meadows Storm Drain, Phase I	Closed	\$12,686,286.59
LAS05J10	Oakey Meadows Storm Drain-Phase II	Closed	\$9,822,984.14
LAS06A87	Major Conveyance System West of I-15	Closed	\$229,005.59
LAS06B87	Major Conveyance System East of I-15	Closed	\$29,022.50
LAS06C93	Freeway Channel/Sahara - Ivanhoe	Closed	\$670,067.29
LAS07A89	Durango Storm Drain	Closed	\$596,059.22
LAS08A89	Carey Ave./Lake Mead Detention & Conveyance System	Closed	\$6,148,651.98
LAS09A89	Washington Ave. System	Closed	\$313,726.91
LAS09B91	Washington Ave. System/Sandhill-Bruce	Closed	\$497,000.00
LAS09D92	Washington Ave./Sandhill-Virgil	Closed	\$1,594,925.69
LAS09F93	Washington/Sagman-LV Creek Right-of-Way	Closed	\$245,428.78
LAS09G94	Washington Ave. / Lena-Eastern (LOMR)	Closed	\$4,643,824.92
LAS09H94	Upper Washington Channel & Freeway Channel	Closed	\$1,206,684.74
LAS09I96	Washington/Eastern-Sagman	Closed	\$3,078,027.28
LAS09J97	Freeway Channel System - Alta Drive to UPRR	Closed	\$13,839,202.95
LAS09K97	Upper Washington Avenue - Sagman to Bonanza	Closed	\$4,421,963.25
LAS09L98	Freeway Channel - Alta Dr to Sahara Avenue	Closed	\$2,778,531.48
LAS09M98	Freeway Channel North/ Washington Avenue - Vegas Drive	Closed	\$257,916.45
LAS09O99	Freeway Channel - Alta Dr to Sahara Ave & Bypass Facility	Closed	(\$5,613.65)
LAS09P00	Freeway Channel - Alta to Sahara & Bypass Facilities (CM)	Closed	\$2,280,263.22
LAS09R01	Las Vegas Creek Channel - Parallel System at Decatur Blvd (Resol 01-4)	Closed	\$247,000.00
LAS09U05	Las Vegas Creek Channel - Parallel System	Closed	\$5,628,281.00
LAS09V05	Oakey Drain, Birch Street to Cahlan Drive	Closed	\$851,548.86
LAS09W08	Oakey Drain, Birch Street to Cahlan Drive	Closed	\$6,500,607.90

5/13/2019 - payas443

**Regional Flood Control District
Capital Improvement Projects - Cumulative Reporting
Pay-As-You-Go Funding**

<u>PROJECT</u>	<u>NAME</u>	<u>STATUS</u>	<u>TOTAL</u>
LAS09Y09	Oakey Drain - Cahlan Dr to Barnard Dr	Closed	\$370,483.19
LAS10A91	Gowan North Channel	Closed	\$110,000.00
LAS10B93	CAM-10 & Lone Mtn. Detention Basins Predesign	Closed	\$212,800.00
LAS10C94	Lone Mtn. Detention Basin	Closed	\$905,972.72
LAS10D95	Gowan North Channel - Gowan North Detention Basin	Closed	\$904,292.71
LAS10E97	Gowan North Channel - Gowan Detention Basin to Buffalo	Closed	\$3,150,210.59
LAS10F97	Gowan Outfall Lone Mtn Branch - Ferrell St to Kenny Way	Closed	\$111,327.87
LAS10H98	Gowan North Buffalo Branch (Chnl) - Atwood to Lone Mtn Rd	Closed	\$285,859.78
LAS10J98	Gowan North Chnl-Alexander Dr to Lone Mtn Rd & LM Outfall	Closed	\$651,405.16
LAS10K99	CAM 10 Detention Basin (aka Ann Road DB)	Closed	\$682,577.04
LAS10L99	Gowan North-Buffalo Branch	Closed	\$162,106.81
LAS10M00	Gowan North - Buffalo Branch (Gowan Road & Buckskin Ave)	Closed	\$608,179.39
LAS10N00	Gowan Outfall, Lone Mountain Branch (Allen Lane-Ferrell)	Closed	\$1,545,053.54
LAS10P00	Gowan/Lone Mountain System - Gilmore Channel (CM)	Closed	\$8,492.19
LAS10Q01	Gowan/Lone Mountain System - Gilmore Channel (Developer Participation)	Closed	\$1,383,723.00
LAS10R00	Gowan North - Buffalo Branch (Cheyenne Avenue to Lone Mtn Road)	Closed	\$2,462,085.23
LAS10Y05	Gowan Lone Mountain System - Cliff Shadows Park	Closed	\$1,549,850.67
LAS11A92	Rampart Storm Drain (Angel Park-Peccole 1)	Closed	\$44,809.03
LAS11B93	Rampart Storm Drain Construction	Closed	\$185,842.34
LAS12A92	Alta Storm Drain (Meadows V)	Closed	\$851,465.76
LAS13A92	Cheyenne Channel / Buffalo - Gowan Design	Closed	\$86,475.85
LAS13B94	Cheyenne Channel Crossings Developer Participation	Closed	\$709,000.00
LAS13C93	Cheyenne Channel / Buffalo - Gowan	Closed	\$1,107,787.47
LAS14A95	Washington Avenue - I-15 to Martin Luther King	Closed	\$74,429.00
LAS14B00	Washington Avenue & Freeway Channel North	Closed	\$4,887,278.94
LAS14C11	Freeway Channel-Washington, MLK to Rancho Drive	Open	\$1,073,510.00
LAS15A95	Oakey Storm Drain - I-15 to Decatur Blvd	Closed	\$391,238.42
LAS16A98	Ann Road Channel West/ Allen Lane - Rancho Drive	Closed	\$657,583.31
LAS16B99	Rancho Road System/Centennial PKWY to Rancho DB	Closed	\$1,198,151.00
LAS16C99	Rancho Road System/Centennial PKWY to Rancho DB	Closed	\$17,697.53
LAS16G07	Rancho Detention Basin, Phase II	Closed	\$3,953,168.82
LAS16H07	Rancho Drive System - El Campo Grande Storm Drain	Closed	\$4,634,244.76
LAS16I09	Ann Rd Channel West - Rainbow Blvd	Closed	\$475,475.33
LAS16J09	Rancho System - Beltway to Elkhorn	Closed	\$927,245.27

**Regional Flood Control District
Capital Improvement Projects - Cumulative Reporting
Pay-As-You-Go Funding**

<u>PROJECT</u>	<u>NAME</u>	<u>STATUS</u>	<u>TOTAL</u>
LAS16L11	Rancho Road System - Elkhorn, Ft Apache to Grand Canyon	Closed	\$394,023.05
LAS16M12	Ann Road Channel West - Rainbow Boulevard	Closed	\$3,474,459.19
LAS16N13	Rancho System - Beltway to Elkhorn Road	Closed	\$8,681,088.21
LAS16O13	Rancho Rd System-Elkhorn, Fort Apache to Grand Canyon	Open	\$2,358,400.00
LAS16P15	Rancho Road System - Elkhorn, Grand Canyon to Hualapai	Open	\$654,000.00
LAS16Q18	Rancho Road System-Elkhorn, Grand Canyon to Hualapai	Open	\$5,185,760.00
LAS17A98	Las Vegas Wash/ Rancho Drive System (Peak Dr - Lake Mead)	Closed	\$419,095.42
LAS17D02	Las Vegas Wash - Rancho Drive System (Carey/Lake Mead DB to Peak Dr)	Closed	\$6,273,291.56
LAS17F07	Peak Drive System (Jones Blvd to Michael Way)	Closed	\$4,501,941.03
LAS18A98	Las Vegas Wsh/Smoke Ranch Sys: Peak Dr/Torrey Pines-Jones	Closed	\$147,617.92
LAS18B00	Las Vegas Wash - Smoke Ranch System (Peak Drive: Torrey Pines - Jones)	Closed	\$1,782,103.78
LAS19A99	Owens Avenue System: Rancho Drive to I-15	Closed	\$292,162.08
LAS19B01	Owens Avenue System (Rancho Drive to I-15)	Closed	\$4,430,278.94
LAS19D11	Vegas Dr Storm Drain - Rancho to Shadow Mountain	Closed	\$10,997,022.53
LAS20A00	Rancho Rd System: Durango to US-95 Interchange	Closed	\$448,364.70
LAS22B05	Las Vegas Wash - Jones Blvd, Elkhorn Rd to Farm Rd	Closed	\$92,244.72
LAS22C06	Las Vegas Wash - Elkhorn (Rainbow Blvd to Torrey Pines Drive)	Closed	\$274,272.89
LAS22D06	N & S Environ Enhancement Areas - Floyd Lamb Park	Closed	\$2,252,837.16
LAS22E06	Las Vegas Wash - Decatur Blvd (Centennial PKWY to Farm Road)	Closed	\$2,454,915.36
LAS22F07	Las Vegas Wash - Rainbow (Elkhorn Road to Grand Teton Drive)	Closed	\$951,355.17
LAS22G07	Elkhorn Springs and Buffalo Storm Drain	Closed	\$280,782.51
LAS22H07	Las Vegas Wash - Elkhorn Rd, Rainbow Blvd to Torrey Pines Dr	Closed	\$6,561,592.06
LAS22I08	Las Vegas Wash - Decatur Blvd (Elkhorn Rd to Farm Rd)	Closed	\$2,950,783.84
LAS22J08	Las Vegas Wash - Jones Blvd, Elkhorn to Farm	Closed	\$1,683,390.48
LAS22K08	LVW - Grand Teton, Mountain Spa to Durango Drive	Closed	\$850,522.21
LAS22L08	LVW - Grand Teton, Buffalo Drive to Durango Drive	Closed	\$172,513.02
LAS22R12	LVW-Grand Teton, Mountain Spa to Durango Drive	Closed	\$12,250,368.51
LAS22S13	Brent Drainage System-Floyd Lamb Park to Durango Drive	Open	\$533,365.00
LAS22T15	Brent Drainage System - Floyd Lamb Park to Durango Drive	Open	\$4,900,700.00
LAS23C08	Horse Drive Interchange	Closed	\$5,392,419.91
LAS23D13	Centennial Parkway Channel West - US95 Crossing	Closed	\$1,411,812.73

**Regional Flood Control District
Capital Improvement Projects - Cumulative Reporting
Pay-As-You-Go Funding**

<u>PROJECT</u>	<u>NAME</u>	<u>STATUS</u>	<u>TOTAL</u>
LAS23E13	Centennial Pkwy Channel West-CC 215, Pioneer Way to US95	Open	\$1,070,687.00
LAS23F14	Centennial Parkway Channel West-CC215, Pioneer Way to US95	Open	\$13,900,000.00
LAS23G15	Centennial Parkway Channel West-US95, CC215 to Durango	Open	\$1,261,471.00
LAS23H15	Centennial Parkway Channel West-US95, Durango to Grand Teton	Open	\$985,231.00
LAS23I17	Cent Pkwy Chnl West-US95, CC215 to Grand Teton, Kyle Cyn	Open	\$26,425,221.00
LAS24B06	Gowan North Channel - El Capitan Way to the Western Beltway	Closed	\$7,636,880.18
LAS24D06	Gowan Lone Mountain System - Branch 4	Closed	\$2,824,592.10
LAS24E07	Gowan Outfall - Lone Mountain Branch (Rancho Drive to Decatur Boulevard)	Closed	\$1,595,874.26
LAS24H13	Gowan North-Buffalo Branch,Lone Mtn to Washburn Rd	Closed	\$953,701.76
LAS24I15	Gowan Box Canyon - Lone Mountain Road	Open	\$704,000.00
LAS24J15	Gowan North - El Capitan Branch, Lone Mountain to Ann Road	Open	\$785,478.00
LAS24K17	Gowan North-Buffalo Branch, Lone Mtn to Washburn Rd	Open	\$9,232,062.00
LAS24L17	Gowan North-El Capitan Branch, Ann Rd to Centennial Pkwy	Open	\$861,670.00
LAS24M17	Gowan North-El Capitan Branch, Lone Mtn to Ann Rd.	Open	\$9,630,600.00
LAS25B13	Cedar Avenue Channel Improvements	Open	\$831,489.00
LAS26A07	Grand Teton Overpass - Storm Drain	Closed	\$612,614.83
LAS26B08	Grand Teton Overpass - Storm Drain	Closed	\$1,936,755.45
LAS26C13	Grand Teton - Hualapai to Tee Pee	Closed	\$401,560.15
LAS27A09	Boulder HWY Sahara Ave - Mojave Rd to Boulder HWY	Closed	\$411,967.68
LAS28B11	Oakey Drain - Cahlan to Barnard	Closed	\$5,372,969.90
LAS28C12	Las Vegas Wash - Sloan Channel to Cedar Avenue	Open	\$110,000.00
LAS29A10	Flamingo Wash, Boulder Highway North-Main Street	Closed	\$346,572.69
LAS29B15	Flamingo-Boulder HWY N-Boulder HWY Sahara to Charleston	Open	\$1,726,003.00
LAS29C16	Flamingo-Bldr Hwy, N Charleston-Maryland Pkwy System	Open	\$2,488,829.00
LAS29D17	Flamingo-Boulder Hwy North, Charleston, Main to Maryland	Open	\$1,529,674.00
LAS29E18	Flamingo - Boulder Hwy North - Boulder Hwy, Sahara to Charleston	Open	\$30,664,139.00
LAS30A13	Gowan-Alexander Rd., Rancho Drive to Decatur Boulevard	Open	\$711,938.00
LAS31A17	LVW-Moccasin, Skye Canyon Park to Upper LVW	Open	\$60,000.00
LAS31B18	LVW - Moccasin, Skye Canyon Park to Upper LVW	Open	\$15,393,582.00
LLD04A03	Holmby Channel	Closed	\$621,698.68
LLD04B07	Oakey Boulevard & Tenaya Way Storm Drain	Closed	\$574,017.45
LLD05A08	Jones Blvd - Alta to Borden Storm Drain	Closed	\$716,389.74
LLD08A11	Lexington Street Storm Drain	Closed	\$926,610.34

5/13/2019 - payas443

**Regional Flood Control District
Capital Improvement Projects - Cumulative Reporting
Pay-As-You-Go Funding**

<u>PROJECT</u>	<u>NAME</u>	<u>STATUS</u>	<u>TOTAL</u>
LLD09A04	Bruce Street Storm Drain	Closed	\$431,221.89
LLD10A05	Jay Avenue Improvements	Closed	\$548,443.62
LLD10B13	Buckskin Avenue Storm Drain	Open	\$1,200,000.00
LLD12A04	Brush Street Storm Drain	Closed	\$411,351.53
LLD13A02	Crystal Water Way, Lake South Dr to Desert Inn Rd	Closed	\$227,132.20
LLD18A02	Peak Drive, Rainbow Blvd to Torrey Pines Dr	Closed	\$371,781.85
LLD19A18	Luning Drive Storm Drain	Open	\$1,201,965.00
LLD99A09	Gilmore Ave - Decatur Blvd to Thom Blvd Storm Drain	Closed	\$410,867.01
			<hr/>
			\$389,884,865.71

Mesquite

<u>PROJECT</u>	<u>NAME</u>	<u>STATUS</u>	<u>TOTAL</u>
MES01A88	Town Wash Detention Basin (Right-of-Way)	Closed	\$9,600.50
MES01B89	Town Wash Detention Basin (Design & Construction)	Closed	\$660,000.00
MES01C02	Town Wash Conveyance, I-15 to Virgin River	Closed	\$977,665.86
MES01E17	Town Wash-Mesa Boulevard, El Dorado to Town Wash	Open	\$416,516.00
MES02A00	Abbott Wash Channel, I-15 to Virgin River	Closed	\$632,380.00
MES04A15	Virgin River Flood Wall	Open	\$1,433,903.00
			<hr/>
			\$4,130,065.36

North Las Vegas

<u>PROJECT</u>	<u>NAME</u>	<u>STATUS</u>	<u>TOTAL</u>
NLD14A15	Oak Island Drive Storm Drain	Closed	\$0.00
NLV01A87	Las Vegas Wash/I-15 to Pecos (Facility Study)	Closed	\$304,000.00
NLV01B87	Las Vegas Wash/Craig-Civic Center (King Charles)	Closed	\$2,415,411.73
NLV01C00	Upper Las Vegas Wash	Closed	\$2,590,459.93
NLV01E07	Tropical Parkway Channel East	Closed	\$1,161,535.61
NLV01G11	Ann Road Channel East, ULVW to Fifth Street	Closed	\$960,970.98
NLV01H13	Las Vegas Wash - "N" Channel, Cheyenne to Gowan	Closed	\$302,073.21
NLV01J15	Las Vegas Wash - "N" Channel, Cheyenne to Gowan	Closed	\$3,044,495.91
NLV02A87	W. Trib Las Vegas Wash/Craig -Alexander	Closed	\$1,268,170.85
NLV02B88	W. Trib Las Vegas Wash/Craig Ranch Golf Course-Craig	Closed	\$1,057,430.33
NLV03A88	West Range Wash Detention Basin (Facility Study)	Closed	\$273,068.12
NLV03B88	East Range Wash Detention Basin (Facility Study)	Closed	\$30,000.00
NLV03C91	West Range Wash Diversion Dike	Closed	\$339,338.71
NLV03E13	Hollywood System, Dunes South DB to Centennial Parkway	Open	\$2,706,972.00
NLV03F17	Range Wash - Ann Branch	Open	\$1,081,889.00
NLV03G17	Hollywood System, Centennial Pkwy-Speedway #2 DB	Open	\$1,586,850.00
NLV03H17	Hollywood System, Dunes S DB to Centennial Pkwy-Phase I	Open	\$13,109,000.00
NLV03I18	Range Wash - Ann Branch, Phase I	Open	\$2,668,000.00
NLV04A89	Gowan Outfall Structure	Closed	\$13,373,572.56

**Regional Flood Control District
Capital Improvement Projects - Cumulative Reporting
Pay-As-You-Go Funding**

<u>PROJECT</u>	<u>NAME</u>	<u>STATUS</u>	<u>TOTAL</u>
NLV04B00	Gowan Outfall, Craig to Channel	Closed	\$301,821.67
NLV04C01	Gowan Outfall, Craig to Channel	Closed	\$1,566,299.84
NLV04F07	Simmons Street Drainage Improvements - Carey to Craig	Closed	\$2,110,016.45
NLV04G07	Gowan Outfall - Lone Mountain Branch, Decatur Blvd to Channel	Closed	\$15,057,798.44
NLV04I11	Simmons Street - Phase II, Carey to Cheyenne	Closed	\$5,464,819.43
NLV04K17	Gowan Outfall, Alexander Rd - Decatur to Simmons Street	Open	\$1,931,156.00
NLV05A89	Upper Las Vegas Wash Detention Basin	Closed	\$1,342,892.36
NLV06A91	Kyle Detention Basin	Closed	\$601,126.71
NLV06B93	Kyle Detention Basin	Closed	\$8,452,713.96
NLV07A92	Camino Al Norte Culvert	Closed	\$86,191.00
NLV08A94	Lower Las Vegas Wash Detention Basin	Closed	\$2,650,037.50
NLV08B97	Lower Las Vegas Wash Detention Basin Construction	Closed	\$3,316,222.35
NLV09A94	Range Wash Chnl W Trib/Confl DB-LV Blvd. + Vandenberg DB	Closed	\$2,299,092.06
NLV09C03	Range Wash - Lamb Blvd Storm Drain	Closed	\$337,143.54
NLV09D07	Range Wash - Lamb Blvd Storm Drain	Closed	\$5,733,340.83
NLV09E11	Vandenberg North Detention Basin & Outfall	Open	\$1,413,000.00
NLV09F13	Beltway Detention Basin and Channel	Closed	\$0.00
NLV09G13	Centennial Collector	Closed	\$50,086.74
NLV09I13	Beltway Detention Basin and Channel	Open	\$1,334,000.00
NLV10A97	A - Channel/Lake Mead Blvd. - Alexander Road	Closed	\$1,822,067.69
NLV10B99	Cheyenne Peaking Basin	Closed	\$3,445,309.49
NLV10F02	Las Vegas Wash Main Branch, Cheyenne Avenue to Lake Mead Boulevard	Closed	\$353,900.87
NLV10H07	Las Vegas Wash - Lake Mead Blvd to Las Vegas Blvd	Closed	\$2,069,215.34
NLV10I09	Las Vegas Wash - Las Vegas Blvd to Cheyenne Ave	Closed	\$697,124.80
NLV10K11	LVW - LV Blvd to Cheyenne Avenue	Closed	\$6,382,656.86
NLV11A97	W. Trib Las Vegas Wash (Camino Al Norte to Ann Rd)	Closed	\$1,494,634.14
NLV11B97	W. Trib Las Vegas Wash, Ph II (Ann Rd to Centennial PKWY)	Closed	\$2,154,439.86
NLV12A97	Clayton Channel- WTLVW >Centennial PKWY> Allen Ln	Closed	\$40,408.90
NLV13A98	Tributary to the Western Tributary @ Craig Rd	Closed	\$801,419.92
NLV13B02	Tributary to the Western Tributary at Craig Road	Closed	\$5,443,730.21
NLV14A00	Tributary to the Western Tributary @ Alexander Rd	Closed	\$735,930.14
NLV15A00	Las Vegas Wash - Losee Project	Closed	\$87,613.81
NLV16A00	Simmons Street Channel	Closed	\$1,013,785.70
NLV17A00	Centennial Parkway Channel East	Closed	\$2,486,927.42
NLV17B08	Centennial Parkway Channel East	Closed	\$19,334,832.52
NLV17C16	Fifth Street Collector, Centennial Pkwy to Deer Springs Way	Open	\$726,079.00
NLV17D18	Fifth St Collector, Centennial Pkwy to Deer Spgs Way	Open	\$5,416,000.00

**Regional Flood Control District
 Capital Improvement Projects - Cumulative Reporting
 Pay-As-You-Go Funding**

<u>PROJECT</u>	<u>NAME</u>	<u>STATUS</u>	<u>TOTAL</u>
NLV18A07	Colton Channel	Closed	\$1,175,047.77
NLV18B07	Brooks Channel	Open	\$595,749.00
NLV18C07	Freeway Channel - Owens Avenue to Miller Avenue	Closed	\$1,528,308.05
NLV18D09	Freeway Channel - Owens Ave to Miller Ave, Phase I	Closed	\$4,389,989.00
NLV18E11	Freeway Channel - Owens Ave to Miller Avenue - Phase II	Closed	\$6,441,348.71
NLV18F13	Central Freeway Channel At Cheyenne	Open	\$772,549.00
NLV18H14	Brooks Channel	Closed	\$4,689,970.93
NLV18I16	Central Freeway Channel at Cheyenne	Closed	\$9,663,354.07
			<u>\$186,083,391.02</u>
	Grand Total		<u>\$1,118,493,182.15</u>

**Regional Flood Control District
Capital Improvement Projects - Cumulative Reporting
Bond Funding**

Boulder City

<u>PROJECT</u>	<u>NAME</u>	<u>STATUS</u>	<u>TOTAL</u>
BOU01A87	Hemenway Wash	Closed	\$867,000.00
BOU04D02	West Airport Facilities	Closed	\$568,602.56
BOU04E03	Valley View, Red Mountain and DD Facilities	Closed	\$76,468.23
BOU04F05	Valley View and DD Facilities	Closed	\$632,017.12
BOU05D04	Veterans Memorial Detention Basin	Closed	\$3,236,343.92
BOU05E04	Yucca Debris Basin, Collection & Outfall	Closed	\$69,028.25
BOU05F04	Bootleg Canyon Facilities	Closed	\$365,646.88
BOU05I10	Yucca Debris Basin, Collection and Outfall	Closed	\$1,189,960.47
			<u>\$7,005,067.43</u>

Clark County

<u>PROJECT</u>	<u>NAME</u>	<u>STATUS</u>	<u>TOTAL</u>
CLA02F92	Rawhide Channel Improv/McLeod-Mtn Vista	Closed	\$2,678,784.24
CLA03E92	Van Buskirk Channel/ Phase III Construction	Closed	\$884,145.27
CLA03F92	Van Buskirk Channel/Phase V/Harmon-Harrison & Tropicana	Closed	\$1,318,316.18
CLA03G92	Van Buskirk Channel / Phase IV	Closed	\$949,302.79
CLA03H93	Van Buskirk Channel / Phases IIA & VI Construction	Closed	\$7,076,269.80
CLA04J03	Flamingo Wash, Algonquin Dr to Maryland Parkway	Closed	\$3,708,620.21
CLA04K03	Flamingo Wash, I-515 to Boulder Highway	Closed	\$4,358,838.58
CLA04L03	Lower Flamingo Detention Basin	Closed	\$1,078,896.68
CLA04T09	Lower Flamingo Detention Basin	Closed	\$3,387,621.44
CLA04W16	Flamingo Wash, Eastern Avenue	Open	\$1,420,000.00
CLA06B93	Range Wash Confluence DB ROW & Construction	Closed	\$9,575,705.90
CLA07C03	Sloan Channel, Las Vegas Wash to Charleston	Closed	\$11,371,793.05
CLA08C98	Lower Duck Creek Detention Basin & Outfall Channel	Closed	\$12,823,423.07
CLA08T14	Duck Creek, Las Vegas Boulevard	Open	\$7,400,000.00
CLA09B99	Durango Collector (Twain to Hacienda)	Closed	\$9,485,138.68
CLA10B99	Tropicana Wash, Paradise Road to Koval Lane	Closed	\$2,087,199.75
CLA10C03	Tropicana North Branch Detention Basin	Closed	\$3,763,800.00
CLA10E09	Tropicana North Branch Detention Basin	Closed	\$950,229.12
CLA12C99	Desert Inn Detention Basin & Collection System	Closed	\$5,327,982.96
CLA13C98	Lakes DB Collection System	Closed	\$17,986,141.42
CLA14B99	Duck Creek Channel (Hollywood Blvd to Stephaine St)--ROWA	Closed	\$1,598,918.50
CLA14M03	Duck Creek, Broadbent Blvd Bridge and Channel	Closed	\$2,176,640.38
CLA14N03	Duck Creek, Broadbent Blvd to Boulder Highway	Closed	\$5,832,117.22
CLA14P03	Duck Creek, Eldorado Lane to Spencer Street	Closed	\$343,994.59
CLA14Q04	Duck Creek, Topaz Street to Eastern Avenue	Closed	\$2,119,552.08
CLA14W11	Duck Creek, Robindale to I-215	Closed	\$650,561.15
CLA15B99	Colorado Avenue Storm Drain System	Closed	\$15,259,421.39
CLA15E13	LVW-Sloan to Stewart-Flam Wash below Nellis	Open	\$84,184,000.00
CLA15F16	Las Vegas Wash - Water Reclamation Channel	Closed	\$3,400,000.00

**Regional Flood Control District
Capital Improvement Projects - Cumulative Reporting
Bond Funding**

<u>PROJECT</u>	<u>NAME</u>	<u>STATUS</u>	<u>TOTAL</u>
CLA16L09	Lower Blue Diamond Detention Basin	Closed	\$2,581,701.25
CLA16M09	Blue Diamond Wash Wigwam, UPRR to Rainbow Blvd	Closed	\$5,067,171.04
CLA16N09	Blue Diamond Wash Wigwam, UPRR to Jones Blvd	Closed	\$0.00
CLA17A98	Blue Diamond Chnl/Durango Dr - Rainbow Blvd (Beltway 7B)	Closed	\$1,021,760.73
CLA17D04	Blue Diamond Channel - Jones Branch	Closed	\$641,602.04
CLA18A98	Red Rock Channel/Russell Rd - Hualapai Way	Closed	\$1,793,162.82
CLA19D03	Red Rock Channel, Naples Branch	Closed	\$9,885,005.24
CLA26D11	Flamingo Diversion-South Buffalo Branch, Flamingo Wash to Sunset Rd	Closed	\$7,030,263.37
CLA27D13	Flamingo Diversion - Rainbow Branch	Closed	\$9,654,169.07
			<u>\$260,872,250.01</u>

Clark County Outlying

<u>PROJECT</u>	<u>NAME</u>	<u>STATUS</u>	<u>TOTAL</u>
IND01B04	Indian Springs Detention Basin	Closed	\$2,650,794.34
LAU01B92	Unnamed Wash, Laughlin	Closed	\$2,577,722.08
LAU02C94	Hiko Springs, Laughlin	Closed	\$1,200,000.00
LAU04B17	SR 163 at Casino Drive	Open	\$2,250,000.00
			<u>\$8,678,516.42</u>

**Regional Flood Control District
Capital Improvement Projects - Cumulative Reporting
Bond Funding**

Henderson

<u>PROJECT</u>	<u>NAME</u>	<u>STATUS</u>	<u>TOTAL</u>
HEN01D91	Pittman Wash Channel - Phase II Construction	Closed	\$2,071,148.80
HEN01E93	Pittman Wash Channel Phase IIIA Construction	Closed	\$776,682.83
HEN03B92	UPRR Channel Construction	Closed	\$2,149,477.47
HEN04C93	Mission Hills System Construction	Closed	\$5,503,671.37
HEN04D94	C-1 Channel / Lake Mead Dr. - Burkholder	Closed	\$3,398,432.50
HEN04E96	Mission Hills Western Interceptor Diversion	Closed	\$2,100,000.00
HEN04J99	Black Mountain Detention Basin & Outfall	Closed	\$5,233,184.00
HEN04L01	C-1 Chnl, Mdl & Upr Reaches-PhI: Burkholder - Boulder HWY	Closed	\$4,784,787.10
HEN04M03	C-1 Channel, Upper & Middle Reaches - Vermillion Dr - Boulder HWY	Closed	\$3,689,653.67
HEN05B98	Pioneer DB Outfall	Closed	\$2,952,988.96
HEN05F12	Pioneer Detention Basin Expansion and Inflow	Closed	\$1,330,852.11
HEN05G16	Horizon Ridge Detention Basin	Open	\$7,506,000.00
HEN06J13	Equestrian Detention Basin Expansion	Closed	\$1,025,764.52
HEN06K13	Equestrian Tributary, Phase II	Closed	\$2,147,066.76
HEN07C11	Pittman Park Peaking Basin Modification	Closed	\$0.00
HEN12D03	Pittman Wash - Burns	Closed	\$257,326.75
HEN12E05	Gibson Conveyance System	Closed	\$2,164,571.54
HEN12J16	Palm Hills Channel	Closed	\$1,880,256.03
HEN13B03	Boulder Highway Channel	Closed	\$6,534,523.99
HEN15B02	Pittman Wash Railroad Channel, Phase I (Resol. No. 02-6)	Closed	\$1,989,679.32
HEN15C04	Pittman Wash Railroad Channel, US-95 to Major Avenue	Closed	\$5,537,919.81
HEN18A03	Drake Channel	Closed	\$75,265.32
HEN19A03	Northeast Detention Basin and Levee	Closed	\$1,134,804.61
HEN20B04	C-1 Channel, US-95 Tributary 1	Closed	\$1,522,849.50
HEN23B16	Center Street Storm Drain	Closed	\$8,266,384.95
HLD06A15	Appaloosa Storm Drain, Local Drainage Project	Closed	\$925,332.15
			\$74,958,624.06

Las Vegas

<u>PROJECT</u>	<u>NAME</u>	<u>STATUS</u>	<u>TOTAL</u>
LAS01E13	Angel Park Detention Basin Expansion	Closed	\$4,085,640.34
LAS02E92	Buffalo Channel/Summerlin Pkwy-Vegas Dr.	Closed	\$1,911,377.65
LAS03C91	Gowan Detention Basin	Closed	\$7,184,517.75
LAS04D92	Oakey Detention Basin & Conveyance	Closed	\$6,887,121.59
LAS05E03	Oakey - Meadows Storm Drain	Closed	\$5,221,885.40
LAS05F03	Alta Parallel System	Closed	\$2,093,934.39
LAS05K15	Oakey-Meadows Storm Drain, Phase III	Closed	\$24,265,142.63
LAS09C91	Washington Ave./Sandhill Outlet	Closed	\$1,496,312.93
LAS09E93	Washington Ave. / Virgil-Lena	Closed	\$2,862,675.33
LAS09N99	Upr Wash Ave Conv Sys, Ph II: Veterans Memorial Dr - UPRR	Closed	\$6,279,449.66
LAS09O99	Freeway Channel - Alta Dr to Sahara Ave & Bypass Facility	Closed	\$36,285,968.75

**Regional Flood Control District
Capital Improvement Projects - Cumulative Reporting
Bond Funding**

<u>PROJECT</u>	<u>NAME</u>	<u>STATUS</u>	<u>TOTAL</u>
LAS09T04	Freeway Channel, Charleston Lateral	Closed	\$4,336,897.56
LAS10C94	Lone Mtn. Detention Basin	Closed	\$315,482.25
LAS10I98	Gowan North Channel, Ph II/Durango Dr	Closed	\$5,455,374.03
LAS10T02	Gowan North System - Ph III: Alexander Rd to Lone Mtn Rd	Closed	\$7,539,040.96
LAS10V03	GNC - Lone Mountain Road (El Capitan Way to the Western Beltway)	Closed	\$634,984.37
LAS10W04	Lone Mountain System, Lone Mtn DB Outfall to Durango	Closed	\$2,734,160.02
LAS10X05	Ann Road Detention Basin Facilities (CAM 10 DB)	Closed	\$9,317,720.04
LAS14D14	Freeway Channel-Washington, MLK to Rancho Drive	Open	\$11,555,343.00
LAS16D01	Ann Road, Allen Lane to Rancho Drive	Closed	\$7,069,867.82
LAS16E04	Rancho Detention Basin, Phase II	Closed	\$464,510.86
LAS16F04	Rancho Road System (El Campo Grande Storm Drain)	Closed	\$573,652.99
LAS17E03	Peak Drive System (Jones Blvd to Michael Way)	Closed	\$456,338.90
LAS19C05	Owens Avenue System (Vegas Dr Storm Drain) - Michael Way to Rancho Drive	Closed	\$1,596,671.67
LAS21A03	Upper Las Vegas Wash Facility Study	Closed	\$243,392.60
LAS22A03	Decatur/Elkhorn/Rainbow System Predesign	Closed	\$368,594.70
LAS22M09	Las Vegas Wash - Rainbow (Elkhorn Rd to Grand Teton Dr)	Closed	\$7,696,565.04
LAS22N09	Las Vegas Wash - Decatur & Elkhorn, CC 215	Closed	\$25,788,320.03
LAS22O09	N & S Environ Enhancement Areas - Floyd Lamb Park	Closed	\$25,314,907.94
LAS22P09	Elkhorn Springs & Buffalo Storm Drain	Closed	\$1,567,520.54
LAS24F10	Gowan Outfall - Lone Mountain Branch (Rancho to Decatur)	Closed	\$10,109,824.95
LAS26D14	Grand Teton - Hualapai to Tee Pee	Closed	\$6,245,247.37
LAS28A10	Langtry Channel Bonanza to Washington Avenue	Closed	\$1,002,676.43
			<u>\$228,961,120.49</u>

Mesquite

<u>PROJECT</u>	<u>NAME</u>	<u>STATUS</u>	<u>TOTAL</u>
MES01B89	Town Wash Detention Basin (Design & Construction)	Closed	\$3,692,545.65
MES01D10	Town Wash Conveyance, I-15 to the Virgin River	Closed	\$7,366,966.99
MES02B03	Abbott Wash Conveyance System, Pioneer Blvd to the Virgin River	Closed	\$10,625,472.16
			<u>\$21,684,984.80</u>

**Regional Flood Control District
Capital Improvement Projects - Cumulative Reporting
Bond Funding**

North Las Vegas

<u>PROJECT</u>	<u>NAME</u>	<u>STATUS</u>	<u>TOTAL</u>
NLV01D03	Upper Las Vegas Wash	Closed	\$31,132,709.75
NLV01F09	Tropical Parkway Channel East	Closed	\$5,900,026.83
NLV01I14	Ann Road Channel East, ULVW to Fifth Street	Closed	\$5,580,349.42
NLV03D93	West Range Wash Diversion Dike	Closed	\$2,251,608.79
NLV03J19	Hollywood System, Phase II, NAFB Reach	Open	\$19,610,000.00
NLV04D04	Gowan Outfall - Lone Mountain Branch, Decatur Blvd to Channel	Closed	\$1,179,589.48
NLV04H09	Simmons Street Drainage Improvements - Gowan Outfall	Closed	\$2,280,988.68
NLV04J14	Simmons Street Drainage Impvments-Alexander to Gowan Outfall	Closed	\$14,878,224.09
NLV05B92	Upper Las Vegas Wash Detention Basin Construction	Closed	\$8,010,318.87
NLV06B93	Kyle Detention Basin	Closed	\$5,037,000.00
NLV08B97	Lower Las Vegas Wash Detention Basin Construction	Closed	\$4,433,240.98
NLV09B99	Vandenberg Detention Basin	Closed	\$5,347,006.76
NLV09H14	Centennial Collector	Closed	\$2,256,922.92
NLV09J19	Beltway Detention Basin, Collection and Outfall	Open	\$16,192,926.00
NLV10E03	"A" Channel Three Bridges Project (Cheyenne Ave, Las Vegas Blvd, and Carey Ave)	Closed	\$9,966,315.63
NLV10G03	Cheyenne Peaking Basin, Collection & Outfall - Alexander Rd to Cheyenne Ave	Closed	\$15,482,525.64
NLV10J10	LV Wash Main Branch-LV Blvd. to Lake Mead Blvd.	Closed	\$21,161,048.84
NLV11C98	W. Trib Las Vegas Wash Chnl, Ph I (Ann Rd - Clayton St)	Closed	\$7,898,144.87
NLV11D99	W. Trib Las Vegas Wash, Ph III (LLVWDB to Camino Al Norte)	Closed	\$2,499,963.56
NLV11E99	W. Trib of the Las Vegas Wash, Ph II (Ann to Centennial)	Closed	\$7,772,320.98
NLV14B03	Tributary to the Western Tributary @ Alexander Rd	Closed	\$7,636,332.88
NLV15B03	Las Vegas Wash - Losee Road	Closed	\$1,142,595.43
NLV16B03	Simmons Street Channel	Closed	\$4,885,102.93
NLV18G14	Colton Avenue Flood Control Improvements	Closed	\$6,811,918.64
			\$209,347,181.97
		Grand Total	<u><u>\$811,507,745.18</u></u>

FY 2018-19 PROJECTS FUNDED SUMMARY

Facility Description	Project Number	Project Scope (1)	Year-1 Programmed (2)	Year-2/Year-3 Programmed (2)/(3)	Funding Amount (4)	Approval Date	Item #
HENDERSON (Southeast Las Vegas Valley)							
Anthem Parkway Channel - Horizon Ridge to Sienna Heights		Construction	0 00	933,046 00			
Anthem Pkwy Channel, Horizon Ridge to Sienna Heights - Closeout	HEN22A09	Design	(85,251 23)	0 00	(85,251 23)	3/14/2019	8
Whitney Wash Channel Replacement Project	HEN07F18	Design	448,800 00	0 00	448,800 00	8/9/2018	12
Whitney Wash Channel Replacement Project - 1st Supplemental	HEN07F18	Design	485,749 00	0 00	485,749 00	3/14/2019	12a
Whitney Wash Channel		Construction	0 00	7,810,235 00			
Pittman North DB & Outfall, Phase II - Starr Avenue Closeout	HEN16E15	Construction	(135,184 69)	0 00	(135,184 69)	8/9/2018	7
Pittman North Detention Basin and Outfall-15th Supplemental	HEN16A01	Design	83,000 00	0 00	83,000 00	1/10/2019	11
Center Street Storm Drain - Closeout	HEN23A09	Design	(20,159 25)	0 00	(20,159 25)	2/14/2019	9
Equestrian Detention Basin Expansion - Closeout	HEN06H09	Design	(11,549 36)	0 00	(11,549 36)	2/14/2019	9
Center Street Storm Drain - Closeout	HEN23B16	Construction	(1,465,050 20)	0 00	(1,465,050 20)	2/14/2019	9
		Henderson Total	(699,645.73)	\$8,743,281.00	(699,645.73)		
HENDERSON 3-YEAR TOTALS:		PROJECTS PROGRAMMED		\$8,043,635.27			
		ESTIMATED RESOURCES		\$11,788,651.00			
		REMAINING RESOURCES		\$12,488,296.73			

LAS VEGAS (Central Las Vegas Valley)							
Flamingo - Boulder Highway North, Charleston - Main to Maryland Parkway		Construction	0 00	4,916,089 00			
Flamingo - Boulder Highway North - Boulder Hwy , Sahara to Charleston	LAS29E18	Construction	0 00	26,115,786 00	26,115,786 00	10/11/2018	17b
Flamingo - Boulder Highway North - Boulder Hwy , Sahara to Charleston - 1st Supplemental	LAS29E18	Construction	4,548,353 00	0 00	4,548,353 00	5/23/2019	18a
Flamingo - Boulder Hwy. North, Charleston - Boulder Hwy. to Maryland Parkway and Maryland Pkwy System		Construction	0 00	25,732,897 00			
Gowan North - Buffalo Branch, Lone Mtn. to Washburn Rd - Closeout	LAS24H13	Design	(38,298 24)	0 00	(38,298 24)	5/23/2019	8
Gowan Outfall - Alexander Rd, Decatur Blvd to Simmons Street		Construction	0 00	32,001,616 00			
Gowan Outfall - El Capitan Branch, Ann Road to Centennial		Construction	0 00	8,491,068 00			
LVW - Moccasin, Skye Canyon Park to Upper LVW	LAS31B18	Construction	0 00	15,393,582 00	15,393,582 00	11/8/2018	16b
Freeway Channel - Washington, MLK to Rancho Drive - 5th Supplemental	LAS14D14	Construction	50,000 00	0 00	50,000 00	12/13/2018	16b
Freeway Channel - Washington, MLK to Rancho Drive - 6th Supplemental	LAS14D14	Construction	100,000 00	0 00	100,000 00	3/14/2019	12c
Simmons Street Drainage Improvements - Carey to Craig - Amended Closeout	NLV04F07	Design	6,455 00	0 00	6,455 00	9/13/2018	7
Rancho Road System - Elkhorn, Grand Canyon to Hualapai - 1st Supplemental	LAS16Q18	Construction	60,000 00	0 00	60,000 00	3/14/2019	12d
Rancho Road System - Elkhorn, Grand Canyon to Hualapai - 2nd Supplemental		Design	100,000 00	0 00	100,000 00	8/9/2018	13
		Las Vegas Total	\$4,826,509.76	\$112,651,038.00	\$46,335,877.76		
LAS VEGAS 3-YEAR TOTALS:		PROJECTS PROGRAMMED		\$117,477,647.76			
		ESTIMATED RESOURCES		\$127,209,468.00			
		REMAINING RESOURCES		\$80,873,590.24			

NORTH LAS VEGAS (Northern Las Vegas Valley)							
Fifth Street Collector - Centennial Parkway to Deer Springs Way	NLV17D18	Construction	0 00	5,124,000 00	5,124,000 00	9/13/2018	15b
Fifth Street Collector - Centennial Parkway to Deer Springs Way - 1st Supplemental	NLV17D18	Construction	292,000 00	0 00	292,000 00	5/23/2019	17a
Orchard Collector - Charleston to Linden		Construction	3,210,000 00	0 00			
Owens Detention Basin and Outfall		ROW	0 00	595,440 00			
Range Wash - Alto Conveyance, Confluence DB to Los Feliz		Design	323,490 00	0 00			
Range Wash - Alto Conveyance, Confluence DB to Los Feliz		ROW	0 00	465,825 00			
Vandenberg North Detention Basin & Outfall - 6th Supplemental	NLV09E11	Design	145,000 00	0 00	145,000 00	12/13/2018	16a
Vandenberg North Detention Basin, Collection & Outfall, Phase I	CLA28D18	Construction	0 00	3,765,000 00	3,765,000 00	12/13/2018	17b
Brooks Channel - Closeout	NLV18H14	Construction	(36,029 07)	0 00	(36,029 07)	12/13/2018	8
Brooks Channel - Closeout	NLV18B07	Design	(1,470.98)	0 00	(1,470.98)	6/13/2019	
Central Freeway Channel at Cheyenne - Closeout	NLV18I16	Construction	(1,636,645 93)	0 00	(1,636,645 93)	12/13/2018	8
Central Freeway Channel at Cheyenne - Closeout	NLV18F13	Design	(78,451.92)	0 00	(78,451.92)	6/13/2019	
Vandenberg North Detention Basin, Collection & Outfall		Construction	0 00	20,893,255 00			
Hollywood System, Dunes South Detention Basin to Centennial Parkway - Phase I - 1st Supplemental	NLV03H17	Construction	(1,360,000 00)	0 00	(1,360,000 00)	11/8/2018	15a
Hollywood System, Phase II, Nellis Air Force Base Reach	NLV03J19	Construction	19,610,000 00	0 00	19,610,000 00	5/23/2019	20b
Range Wash - Ann Branch, Phase 2		Construction	0 00	9,998,188 00			
Hollywood System, Centennial Pkwy. to Speedway #2 Detention Basin - 2nd Supplemental	NLV03G17	Design	689,380 00	0 00	689,380 00	10/11/2018	16
Las Vegas Wash - "N" Channel, Cheyenne to Gowan - Closeout	NLV01H13	Design	(15,916 79)	0 00	(15,916 79)	1/10/2019	8
Beltway Detention Basin, Collection and Outfall	NLV09J19	Construction	0 00	16,192,926 00	16,192,926 00	5/23/2019	19b
		North Las Vegas Total	\$21,141,355.31	\$57,134,634.00	\$42,689,791.31		
NORTH LAS VEGAS 3-YEAR TOTALS:		PROJECTS PROGRAMMED		\$78,276,989.31			
		ESTIMATED RESOURCES		\$82,890,222.00			
		REMAINING RESOURCES		\$40,200,430.69			

CLARK COUNTY (Southwest Las Vegas Valley and Outlying Areas)							
Airport Channel - Naples		Construction	9,549,217 00	0 00			
Airport Channel - Naples - 3rd Supplemental	CLA10H13	Design	50,000 00	0 00	50,000 00	6/13/2019	
Flamingo Wash - Industrial Road to Hotel Rio Drive		Construction	1,400,000 00	0 00			
Wagon Trail Channel, Sunset Road to Teco Avenue	CLA10I19	Design	145,200 00	0 00	145,200 00	4/11/2019	11a
Wagon Trail Channel, Sunset Road to Teco Avenue	CLA10I19	ROW	173,600 00	0 00	173,600 00	4/11/2019	11a
Wagon Trail Channel - Sunset to Teco		Construction	0 00	1,769,508 00			
Flamingo Wash, Eastern Avenue - 1st Supplemental	CLA04W16	Construction	97,000 00	0 00	97,000 00	6/13/2019	
Flamingo Wash, Maryland Parkway to Palos Verdes Street	CLA04Y19	Design	535,000 00	0 00	535,000 00	4/11/2019	11b
Flamingo Wash, Maryland to Palos Verde		Construction	0 00	2,706,430 00			

FY 2018-19 PROJECTS FUNDED SUMMARY

Facility Description	Project Number	Project Scope (1)	Year-1 Programmed (2)	Year-2/Year-3 Programmed (2)/(3)	Funding Amount (4)	Approval Date	Item #
CLARK COUNTY (Southwest Las Vegas Valley and Outlying Areas) - CONTINUED							
Tropicana Avenue Conveyance - Las Vegas Wash to Boulder Hwy		Design	670,000.00	0.00			
Tropicana Avenue Conveyance - Las Vegas Wash to Boulder Hwy		Construction	0.00	18,925,790.00			
Blue Diamond Wash, Arville Street to I-15	CLA16019	Design	435,000.00	0.00	435,000.00	4/11/2019	11d
Blue Diamond Wash - Arville to I-15		Construction	0.00	5,060,784.00			
Duck Creek/Blue Diamond, Bermuda Road to Las Vegas Blvd	CLA39A19	Design	435,000.00	0.00	435,000.00	4/11/2019	11d
Duck Creek/Blue Diamond, Bermuda Road to Las Vegas Blvd	CLA39A19	ROW	18,000.00	0.00	18,000.00	4/11/2019	11d
Duck Cr /Blue Diamond, Bermuda to Las Vegas Blvd		Construction	0.00	5,246,061.00			
Duck Creek Jones Boulevard		Construction	2,243,302.00	0.00			
Silverado Ranch Detention Basin and Outfall Facilities		Construction	0.00	23,554,540.00			
Blue Diamond Channel 02, Decatur - Le Baron to Richmar		Construction	3,500,000.00	0.00			
Blue Diamond Wash Railroad		ROW	352,286.00	0.00			
Duck Creek at Dean Martin - Closeout	CLA08W16	Construction	(728,387.24)	0.00	(728,387.24)	5/23/2019	8
Duck Creek at Dean Martin - Closeout	CLA08Q13	Design	(66,134.72)	0.00	(66,134.72)	5/23/2019	8
Duck Creek Wash Tributary 4 - Detention Basin to Jones		Design	379,757.00	0.00			
Duck Creek Wash Tributary 4 - Detention Basin to Jones		Construction	0.00	5,315,718.00			
Duck Creek, Sunset Park		Design	1,020,882.00	0.00			
Duck Creek Wash, Torrey Pines to Rainbow		Construction	600,000.00	0.00			
Duck Creek Haven Street		Construction	4,146,462.00	0.00			
Las Vegas Wash - Sloan Channel to Bonanza Road and Flamingo Wash below Nellis Boulevard - 5th Supplemental	CLA15D12	Design	200,000.00	0.00	200,000.00	6/13/2019	
Las Vegas Wash - Water Reclamation Channel - Closeout	CLA15F16	Construction	0.00	0.00	0.00	2/14/2019	9
Tropicana Wash at Swenson Street - Amended Closeout	CLA10G12	Construction	(2,042.55)	0.00	(2,042.55)	10/11/2018	07b
Tropicana Wash at Swenson Street - Amended Closeout	CLA10G12	Construction	(657.94)	0.00	(657.94)	2/14/2019	10
Tropicana Wash at Swenson Street - Amended Closeout	CLA10G12	Construction	(328.97)	0.00	(328.97)	6/13/2019	
Red Rock Channel, Naples Branch - Amended Closeout	CLA19D03	Construction	(231.56)	0.00	(231.56)	10/11/2018	07a
Flamingo Diversion - Rainbow Branch - Amended Closeout	CLA27D13	Construction	(24,376.40)	0.00	(24,376.40)	10/11/2018	07c
Flamingo Diversion - Rainbow Branch - Closeout	CLA27C08	Design	(49,398.87)	0.00	(49,398.87)	6/13/2019	
SR 163 at Casino Drive - 5th Supplemental	LAU04A08	Design	55,000.00	0.00	55,000.00	3/14/2019	12b
SR 163 at Casino Drive - 1st Supplemental	LAU04B17	Construction	848,000.00	0.00	848,000.00	10/11/2018	15
SR 163 at Casino Drive - 2nd Supplemental	LAU04B17	Construction	250,000.00	0.00	250,000.00	3/14/2019	13a
Goodsprings - Phase I		ROW	68,939.00	0.00			
Goodsprings - Phase I		Construction	0.00	919,494.00			
Fairgrounds Detention Basin - 4th Supplemental	MOA03A11	Design	47,500.00	0.00	47,500.00	6/13/2019	
Fairgrounds - Detention Basin (Whipple Street)		Construction	10,405,257.00	0.00			
Clark County Total			\$36,763,843.95	\$63,498,325.00	\$2,417,741.95		
CLARK COUNTY 3-YEAR TOTALS:			PROJECTS PROGRAMMED	\$100,252,168.95			
			ESTIMATED RESOURCES	\$120,790,934.00			
			REMAINING RESOURCES	\$118,373,192.05			

CITY OF MESQUITE							
Town Wash - Mesa Boulevard, El Dorado to Town Wash		Construction	0.00	5,142,665.00			
Town Wash - Mesa Boulevard, El Dorado to Town Wash - 1st Supplemental	MES01E17	Design	50,000.00	0.00	50,000.00	7/12/2018	11
Town Wash - Mesa Boulevard, El Dorado to Town Wash - 2nd Supplemental	MES01E17	Design	26,213.00	0.00	26,213.00	9/13/2018	13
Virgin River Flood Wall		Construction	0.00	8,560,000.00			
City of Mesquite Total			\$76,213.00	\$13,702,665.00	\$76,213.00		
MESQUITE 3-YEAR TOTALS:			PROJECTS PROGRAMMED	\$13,778,878.00			
			ESTIMATED RESOURCES	\$10,395,893.00			
			REMAINING RESOURCES	\$10,319,680.00			

BOULDER CITY							
Hemerway System, Phase IIB Improvements		Construction	0.00	729,416.00			
Boulder City Total			\$0.00	\$729,416.00	\$0.00		
BOULDER CITY 3-YEAR TOTALS:			PROJECTS PROGRAMMED	\$729,416.00			
			ESTIMATED RESOURCES	\$4,776,677.00			
			REMAINING RESOURCES	\$4,776,677.00			

SUMMARY	
TOTAL 3-YEAR PROJECTS PROGRAMMED⁽²⁾	\$318,557,635.29
TOTAL ESTIMATED RESOURCES (Year-1)	\$76,622,748.00
TOTAL REMAINING DESIGN PROJECTS (Year-1)	\$2,394,129.00
TOTAL PROJECTS FUNDED (Year-1)	\$90,819,978.29
CURRENT AVAILABLE CONSTRUCTION RESOURCES (Year-1)	(\$16,591,359.29)

LOCAL DRAINAGE (5)							
Luning Drive Storm Drain	LLD19A18	Construction	1,201,965.00	0.00	1,201,965.00	7/12/2018	12
Appaloosa Storm Drain - Closeout	HLD06A15	Construction	(502.20)	0.00	(502.20)	2/14/2019	9
Oak Island Drive Storm Drain - Closeout	NLD14A15	Construction	(497,750.00)	0.00	(497,750.00)	3/14/2019	8
Local Drainage Total			\$703,712.80	\$0.00	\$703,712.80		

- Notes.
- (1) Construction typically includes Construction and/or Construction Administration. Design typically includes Predesign, Design, Right-of-way, Environmental, and/or Other.
 - (2) Includes amendments to the Ten-Year Construction Program.
 - (3) Year-2/Year-3 do not include design projects. Design projects are not eligible for acceleration.
 - (4) Action is being taken in current month on projects in bold/italics
 - (5) Local Drainage projects are not part of the Ten-Year Construction Program.

ESTIMATED FUNDING SCHEDULE

Month-Year	Funding Requests Received			Estimated Resources for CIP		Priority Date	Notes
	Facility Description	Project #	Amount	Resources (1)	Available (1)		
FISCAL YEAR 2018-19							
Jun-19	ESTIMATED REMAINING FISCAL YEAR CIP RESOURCES				\$93,027,196		
	Brooks Channel - Closeout	NLV18B07	-\$1,471		\$93,028,667		
	Central Freeway Channel at Cheyenne - Closeout	NLV18F13	-\$78,452		\$93,107,119		
	Flamingo Diversion - Rainbow Branch - Closeout	CLA27C08	-\$49,399		\$93,156,518		
	Tropicana Wash at Swenson Street - Amended Closeout	CLA10G12	-\$329		\$93,156,847		
	Fairgrounds Detention Basin - 4th Supplemental	MOA03A11	\$47,500		\$93,109,347		
	Flamingo Wash, Eastern Avenue - 1st Supplemental	CLA04W16	\$97,000		\$93,012,347		
	Airport Channel - Naples - 3rd Supplemental	CLA10H13	\$50,000		\$92,962,347		
	Las Vegas Wash - Sloan Channel to Bonanza Road and Flamingo Wash below Nellis Boulevard - 5th Supplemental	CLA15D12	\$200,000		\$92,762,347		
	No Projects Awaiting Funding		\$ -				

Notes: (1) Estimated CIP resources are from the FY2018-19 Ten-Year Construction Program and may be adjusted for current economic conditions.

CLARK COUNTY
REGIONAL FLOOD CONTROL DISTRICT
AGENDA ITEM

SUBJECT:
TEN-YEAR CONSTRUCTION PROGRAM AMENDMENTS
PETITIONER:
STEVEN C. PARRISH, P.E., GENERAL MANAGER/CHIEF ENGINEER
RECOMMENDATION OF PETITIONER:
ADOPT AMENDMENTS TO THE TEN-YEAR CONSTRUCTION PROGRAM (FOR POSSIBLE ACTION)

FISCAL IMPACT: None.


BACKGROUND: In accordance with Policies and Procedures Section II.B.9 general amendments can be processed to address scheduling changes and/or the need for additional funding. This agenda item addresses requested changes in funding, positive and negative, associated with this agenda as they impact the Ten-Year Construction Program (TYCP). Amendments to the TYCP are shown for:

Project Description	Project Number	Item No. / Action	Current TYCP Amount	Requested Amendment Amount
Brooks Channel (design)	NLV18B07	Item #06 Closeout	\$ 0.00	(\$ 1,470.98)
Central Freeway Channel at Cheyenne (design)	NLV18F13	Item #06 Closeout	\$ 0.00	(\$ 78,451.92)
Flamingo Diversion – Rainbow Branch (design)	CLA27C08	Item #06 Closeout	\$ 0.00	(\$ 49,398.67)
Tropicana Wash at Swenson Street (construction)	CLA10G12	Item #07 Closeout	\$ 0.00	(\$ 328.97)

TAC AGENDA ITEM #05 Date: 05/30/19	RFCD AGENDA ITEM # Date: 06/13/19
CAC AGENDA ITEM #05 Date: 06/03/19	

Project Description	Project Number	Item No. / Action	Current TYCP Amount	Requested Amendment Amount
Fairgrounds Detention Basin	MOA03A11	Item #15a 4 th Supplemental	\$ 0.00	\$ 47,500.00
Flamingo Wash, Eastern Avenue	CLA04W16	Item #15b 1 st Supplemental	\$ 0.00	\$ 97,000.00
Airport Channel – Naples	CLA10H13	Item #15c 3 rd Supplemental	\$ 0.00	\$ 50,000.00
Las Vegas Wash – Sloan Channel to Bonanza Road and Flamingo Wash below Nellis Boulevard	CLA15D12	Item #15d 5 th Supplemental	\$ 0.00	\$ 200,000.00

Respectfully submitted,


 Steven C. Parrish, P.E.
 General Manager/Chief Engineer

TAC AGENDA ITEM #05 Date: 05/30/19	RFCD AGENDA ITEM # Date: 06/13/19
CAC AGENDA ITEM #05 Date: 06/03/19	

053019 TYCP Amend-item

Regional Flood Control District
AGENDA ITEM DEVELOPMENT

Staff Discussion:	Date: 05/20/19
TEN YEAR CONSTRUCTION PROGRAM AMENDMENTS	
In accordance with Policies and Procedures Section II.B.9 general amendments can be processed to address scheduling changes and/or the need for additional funding. This agenda item addresses requested changes in funding, positive and negative, associated with this agenda as they impact the Ten-Year Construction Program (TYCP).	
Staff Recommendation:	
Approve.	
Discussion by Technical Advisory Committee:	AGENDA #05 Date: 05/30/19
Recommendation:	
Discussion by Citizens Advisory Committee:	AGENDA #05 Date: 06/03/19
Recommendation:	

EXHIBIT C

**CITY OF NORTH LAS VEGAS
10-YEAR CONSTRUCTION PROGRAM
Amended June 13, 2019**

	Fac ID Mile Range	Existing Value/ Comments	Project Cost Per MPU	Total Plan	FIRST FIVE YEARS 7/2018 THRU 6/2023			Board Date	Amount	Amendment?	Project No.	
					(Year 1) FY 18/19	(Year 2) FY 19/20	(Year 3) FY 20/21					
					Annual Resources	Annual Resources	Annual Resources					
TOTAL PLAN					\$913,426,313	\$49,548,970	\$237,862,133	\$43,366,964				
Unencumbered from previous year	\$27,073,778					\$14,524,472	\$45,724,508	\$30,678,778				
									Funding Requests 18/19			
ENTITY RESOURCES					\$191,420,410	\$28,840,587	\$45,714,905	\$8,334,730				
Unencumbered from previous year	\$19,317,733					\$7,699,232	\$12,472,428	\$4,213,964				
ENTITY TOTAL		\$488,547,325	\$340,609,220	\$180,131,803	\$21,141,356	\$40,941,708	\$16,593,194		\$42,689,791			
HYDROGRAPHIC BASIN: LOWER NORTHERN LV WASH		\$258,588,054	\$181,848,075	\$33,763,329	(\$1,478,818)	\$5,124,000	\$400,268		\$3,647,485			
SYSTEM: Lower Western Tributary		\$97,913,008	\$17,756,271	(\$1,752,598)	(\$1,752,598)	\$0	\$0		(\$1,752,598)			
PROJECT: Central Freeway Channel at Cheyenne												
CLOSEOUT Design/Admin				\$619,236					8/13/2019	(\$78,452)	YES	NLV18F13
Right-of-way	LV15 0061			\$485,389								
Construction				\$4,427,535					12/13/2018	(\$1,638,846)	YES	NLV18I16
PROJECT: Brooks Channel												
CLOSEOUT Design/Admin				\$56,498					8/13/2019	(\$1,471)	YES	NLV18B07
Right-of-way	LVBR 0000, 0005, 0011			\$45,198								
Construction				\$45,198					12/13/2018	(\$36,029)	YES	NLV18H14
SYSTEM: LV Wash Craig		\$109,468,557	\$40,950,363	\$10,682,161	\$292,000	\$5,124,000	\$400,268		\$5,418,000			
PROJECT: North Las Vegas Detention Basin Upgrade												
Design/Admin				\$486,372								
Right-of-way	LVUP 0408			\$389,097								
Construction				\$3,051,982								
PROJECT: Fifth Street Collector - Centennial to Deer Springs												
Design/Admin				\$470,561		\$466,000			9/13/2018	\$466,000	YES	NLV17D18
Right-of-way	LV5C 0002, 0050			\$385,432								
Construction				\$3,444,794		\$4,658,000			9/13/2018	\$4,658,000	YES	NLV17D18
1st Supplement						\$292,000			5/23/2019	\$292,000	YES	NLV17D18
PROJECT: Ann Road Channel East - ULWV to Fifth Street												
Design/Admin												
Right-of-way	ANEA 0040			\$359,685								
Construction				\$3,214,663								
PROJECT:												
Design/Admin												
Right-of-way												
Construction												
SYSTEM: Cheyenne Lamb Nellis		\$51,204,489	\$92,939,441	\$24,823,768	(\$15,917)	\$0	\$0		(\$15,917)			
PROJECT: Lake Mead Drain to Las Vegas Wash												
Design/Admin				\$1,054,874								
Right-of-way	LVLE 0000, 0047			\$843,900								
Construction				\$7,542,353								
PROJECT: Las Vegas Boulevard Drain												
Design/Admin				\$865,296								
Right-of-way	LVLV 0000			\$692,237								
Construction				\$6,186,866								
PROJECT: Las Vegas Wash - N Channel, Cheyenne to Gowan												
CLOSEOUT Design/Admin				\$150,941					1/10/2019	(\$15,917)	YES	NLV01H13
Design/Admin	LVNC 0038			\$120,753								
Construction				\$1,079,232								

**CITY OF NORTH LAS VEGAS
10-YEAR CONSTRUCTION PROGRAM**

EXHIBIT C

Amended June 13, 2019

TOTAL PLAN	Fac ID Mile Range	Existing Value/ Comments	Project Cost Per MPU	Total Plan	FIRST FIVE YEARS 7/2018 THRU 6/2023			Board Date	Amount	Amendment?	Project No.
					(Year 1) FY 18/19	(Year 2) FY 19/20	(Year 3) FY 20/21				
					Annual Resources	Annual Resources	Annual Resources				
TOTAL PLAN											
Unencumbered from previous year	\$27,073,778			\$913,426,313	\$48,548,970	\$237,862,133	\$43,366,984				
				\$868,020,300	\$14,524,472	\$45,724,508	\$30,676,778				
ENTITY RESOURCES				\$191,420,410	\$28,840,587	\$45,714,905	\$8,334,730				
Unencumbered from previous year	\$19,317,733				\$7,699,232	\$12,472,428	\$4,213,964				
ENTITY TOTAL		\$488,547,325	\$340,609,220	\$180,131,803	\$21,141,356	\$40,941,708	\$16,593,194		\$42,689,791		
HYDROGRAPHIC BASIN: RANGE		\$128,569,409	\$162,096,557	\$146,378,473	\$22,617,870	\$35,817,708	\$16,192,926		\$39,042,306		
SYSTEM: Lower Range		\$65,749,662	\$24,394,411	\$15,533,708	\$3,533,490	\$1,061,265	\$0		\$0		
PROJECT: Range Wash - Aito Conveyance, Confluence DB to Los Feliz											
Design/Admin			\$437,260		\$323,490						
Right-of-way	RWAL 0000, 0088		\$349,807	\$5,453,279		\$465,825					
Construction			\$3,126,408								
PROJECT: Orchard Collector - Charleston to Linden											
Design/Admin		Design Started 00/01	\$34,705		\$210,000						
Right-of-way	BLOW 0158	CLA21A00	\$27,765	\$3,210,000							
Construction		Est	\$205,629		\$3,000,000						
PROJECT: Owens Detention Basin & Outfall											
Design/Admin			\$558,925								
Right-of-way	BLWA 0130 thru 0175 & BLOW 0000, 0005		\$447,140	\$8,318,068		\$595,440					
Construction			\$3,827,758								
PROJECT: Range Wash - Sloan Channel, Stewart Bridge											
Design/Admin			\$60,043								
Right-of-way	RWSL 0188			\$551,431							
Construction			\$300,214								
SYSTEM: West Range		\$58,235,363	\$101,410,556	\$79,585,181	\$145,000	\$24,758,255	\$16,192,926		\$20,102,926		
PROJECT: Beltway Detention Basin, Collectin and Outfall											
Design/Admin	RWRR 0107 thru 0261 & RWBE 0000 thru 0087	Design Started 13/14	\$879,720				\$1,060,000	5/23/2019	\$1,060,000	NO	NLV09J19
Right-of-way		NLV09I13	\$703,778	\$16,192,926							
Construction		Eng Est	\$6,002,580				\$15,132,926	5/23/2019	\$15,132,926	NO	NLV09J19
PROJECT: Nellis Storm Drain - Sloan Channel to Craig											
Design/Admin			\$1,858,202								
Right-of-way	BLNL 0000, 0084		\$1,486,562	\$25,367,565							
Construction			\$13,286,145								
PROJECT: Las Vegas Boulevard Storm Drain - Nellis to Range											
Design/Admin			\$1,543,808								
Right-of-way	BLLV 0000		\$1,314,886	\$1,588,076							
Construction			\$11,751,798								
PROJECT: Range Wash - Beltway Conveyance											
Design/Admin			\$236,261		\$0		\$0	2/14/2019		Moved	
Right-of-way	RWBW 0030, RWWE 0483 & 0517		\$189,009	\$3,048,795							
Construction			\$1,689,267				\$0	2/14/2019		Moved	
PROJECT: Vandenberg North Detention Basin, Collection & Outfall - Phase 1											
Design/Admin		PreDesign Started 10/11	\$552,119			\$374,000		12/13/2018	\$374,000	YES	CLA28D18
Right-of-way	RWWE 0352, 0397 thru 0438	NLV09E11	\$441,696	\$3,785,000							
Construction		Eng Est	\$3,828,386			\$3,391,000		12/13/2018	\$3,391,000	YES	CLA28D18
PROJECT: Vandenberg North Detention Basin, Collection & Outfall - Phase 2											
6th Supplement Design/Admin		PreDesign Started 10/11	\$1,428,097		\$125,000	\$626,000		12/13/2018	\$125,000	YES	NLV09E11
6th Supplement Right-of-way	RWWE 0352, 0397, 0406, 0407, 0409, 0422, 0439, 0454	NLV09E11	\$1,142,479	\$21,136,255	\$20,000			12/13/2018	\$20,000	YES	NLV09E11
Construction		Eng Est	\$9,826,121			\$20,367,255					
PROJECT: Beltway Collection System - Pecos											
Design/Admin			\$657,498		\$0		\$0	2/14/2019		Moved	
Right-of-way	RWWE 0463 & RWBW 0000		\$525,998	\$8,484,574							
Construction			\$4,701,108				\$0	2/14/2019		Moved	
SYSTEM: East Range		\$2,584,385	\$36,291,589	\$51,259,583	\$18,939,380	\$9,998,188	\$0		\$18,939,380		
PROJECT: Hollywood System, Dunes South Detention Basin to Centennial Parkway, Phase 1											
Design/Admin		Design Started 13/14	\$2,088,228								
Right-of-way	RWHW 0174, 0201, 0277	NLV03E13	\$1,670,581	(\$1,360,000)							
Construction		Eng Est	\$14,930,825					11/8/2018	(\$1,360,000)	YES	NLV03H17
PROJECT: Hollywood System, Phase II, Nellis Air Force Base Reach											
Design/Admin		Design Started 13/14	\$1,282,887		\$1,110,000			5/23/2019	\$1,110,000	YES	NLV03J19
Right-of-way	RWHW 0000, 0007, 0009, 0038, 0080, 0110, 0136, 0173	NLV03E13	\$1,026,309	\$18,610,000							
Construction		Eng Est	\$8,843,901		\$18,500,000			5/23/2019	\$18,500,000	YES	NLV03J19
PROJECT: Range Wash - Ann Branch, Phase 2											
Design/Admin		Design started 16/17	\$1,259,809			\$671,056					
Right-of-way	RWAN 0000, 0050	NLV03F17	\$1,007,847	\$9,968,188							
Construction			\$9,007,636			\$9,327,132					
PROJECT: Hollywood System, Centennial Pkwy to Speedway #2 Detention Basin											
2nd Supplement Design/Admin		Design started 16/17	\$563,000		\$689,380	\$0		10/11/2018	\$689,380	YES	NLV03G17
Right-of-way	RWHW 0300, 0365, 0389, 0410	NLV03G17	\$466,399	\$7,217,054							
Construction			\$4,122,073			\$0		5/23/2019		Moved	
PROJECT: Speedway North Detention Basin and Outfall											
Design/Admin			\$1,181,318								
Right-of-way	RWHW 0459,0488, 0499, 0500		\$945,055	\$15,794,341							
Construction			\$7,657,738								

EXHIBIT C

CLARK COUNTY
10-YEAR CONSTRUCTION PROGRAM
 Amended June 13, 2019

	Fac. ID Mile Range	Existing Value/ Comments	Project Cost Per MPU	Total Plan	FIRST FIVE YEARS 7/2018 THRU 6/2023			Board Date	Amount	Amendment?	Project No.
					(Year 1) FY 18/19	(Year 2) FY 19/20	(Year 3) FY 20/21				
TOTAL PLAN			Annual Resources	\$913,426,313	\$49,548,970	\$237,862,133	\$43,366,964				
Unencumbered from previous year	\$27,073,778		Cumulative Available Resources	\$868,020,300	\$14,524,472	\$45,724,508	\$30,676,778				
ENTITY RESOURCES			Annual Resources	\$288,076,737	\$37,480,136	\$70,463,847	\$12,848,951				
Unencumbered from previous year	\$22,801,839		Cumulative Available Resources		\$726,293	\$16,231,328	\$18,176,499				
ENTITY TOTAL		\$1,066,286,455	\$547,373,058	\$279,461,426	\$36,753,843	\$54,958,812	\$10,901,779		\$2,417,742		
SYSTEM: Lower LV Wash Tributaries		\$17,154,487	\$29,604,381	\$84,236,850	\$670,000	\$18,925,790	\$340,000		\$0		
PROJECT: Tropicana Avenue Conveyance - Morris to Mountain Vista											
Design/Admin			\$421,501								
Right-of-way	LV01 0151		\$337,201	\$6,270,056							
Construction			\$3,013,735								
PROJECT: Las Vegas Wash - Boulder Highway											
Design/Admin			\$1,225,497								
Right-of-way	LVBH 0000		\$980,397	\$1,240,382							
Construction			\$8,762,304								
PROJECT: Tropicana Avenue Conveyance - Las Vegas Wash to Boulder Hwy											
Design/Admin	LV01 0001, 0038, 0040		\$1,006,260		\$670,000	\$725,790					
Right-of-way	0078, 0080, 0117, 0118		\$805,010	\$18,566,780							
Construction		Eng. Est from CLA35A11	\$7,194,788			\$18,200,000					
PROJECT: Tropicana Avenue Conveyance - Boulder Hwy. to Morris											
Design/Admin			\$268,969				\$340,000				
Right-of-way	LV01 0135		\$215,175	\$8,702,865							
Construction		Eng. Est from CLA35A11	\$1,923,130								
PROJECT: Las Vegas Wash - Branch 02 - Monson Chnl - Las Vegas Wash to Boulder Hwy.											
Design/Admin			\$1,415,886								
Right-of-way	LV02 0001 thru 0294		\$1,132,709	\$18,427,727							
Construction			\$9,907,874								

EXHIBIT C

CLARK COUNTY
10-YEAR CONSTRUCTION PROGRAM

Amended June 13, 2019

	Fac. ID Mile Range	Existing Value/ Comments	Project Cost Per MPU	Total Plan	FIRST FIVE YEARS 7/2018 THRU 6/2023			Board Date	Amount	Amendment?	Project No.	
					(Year 1) FY 18/19	(Year 2) FY 19/20	(Year 3) FY 20/21					
TOTAL PLAN			Annual Resources	\$913,426,313	\$49,548,970	\$237,862,133	\$43,366,964					
Unencumbered from previous year	\$27,073,778		Cumulative Available Resources	\$868,020,300	\$14,524,472	\$45,724,508	\$30,676,778					
ENTITY RESOURCES			Annual Resources	\$288,076,737	\$37,480,136	\$70,463,847	\$12,846,951				Funding Requests 18/19	
Unencumbered from previous year	\$22,801,839		Cumulative Available Resources		\$726,293	\$16,231,328	\$18,176,489					
ENTITY TOTAL		\$1,066,286,455	\$547,373,058	\$279,461,426	\$36,753,843	\$54,958,812	\$10,901,779		\$2,417,742			
HYDROGRAPHIC BASIN: Duck Creek/ Blue Diamond		\$302,474,814	\$201,718,434	\$81,348,765	\$12,336,166	\$30,483,142	\$10,661,779		\$93,478			
SYSTEM: Blue Diamond Tributaries		\$45,918,214	\$47,534,900	\$22,102,669	\$888,000	\$6,643,251	\$5,246,061		\$888,000			
PROJECT: Blue Diamond Wash - Arville to I-15												
Design/Admin	BDWA 0276		\$503,358	\$5,485,784	\$435,000	\$268,121		4/11/2019	\$435,000	YES	CLA16019	
Right-of-way			\$402,686									
Construction			\$3,599,007			\$4,792,663						
PROJECT: Duck Cr. / Blue Diamond, Bermuda to Las Vegas Blvd.												
Design/Admin	DCBD 0075, 0082 & 0084		\$506,588	\$5,099,061	\$435,000		\$277,937	4/11/2019	\$435,000	YES	CLA39A19	
Right-of-way			\$405,271		\$18,000			4/11/2019	\$18,000	YES	CLA39A19	
Construction			\$3,622,105			\$4,968,124						
PROJECT: Blue Diamond Channel, Amigo to Rancho Destino												
Design/Admin	BDWA 0067 thru 0174		\$848,814	\$10,807,824		\$678,201						
Right-of-way			\$679,051			\$904,267						
Construction			\$6,069,022									
SYSTEM: Upper Duck Creek		\$66,782,047	\$74,989,770	\$39,554,562	\$6,475,344	\$23,839,891	\$8,316,718		\$0			
PROJECT: Duck Creek Jones Boulevard												
Design/Admin	DCJB 0000, 0043	RTC Project	\$831,705	\$2,243,302	\$410,204							
Right-of-way			\$665,364									
Construction			\$5,946,690			\$1,833,098						
PROJECT: Silverado Ranch Detention Basin and Outfall Facilities												
Design/Admin	BD02 0125 thru 0312 & 0359 and 0385	Design Started 13/14	\$1,857,765	\$23,554,540		\$989,566						
Right-of-way		CLA08S13	\$1,486,212									
Construction			\$13,190,259			\$22,584,973						
PROJECT: Blue Diamond Channel 02, Decatur - Le Baron to Richmar												
Design/Admin	BD02 0334, 0358	RTC Project	\$430,297	\$3,500,000	\$500,000							
Right-of-way		No Design	\$344,239									
Construction			\$3,076,628			\$3,000,000						
PROJECT: Blue Diamond Wash Railroad												
Design/Admin	BDW5 0026		\$357,137	\$4,561,285		\$285,351						
Right-of-way			\$285,709			\$352,286						
Construction			\$2,553,531									
PROJECT: Duck Creek Wash Tributary 4 - Detention Basin to Jones												
Design/Admin	DCW4 0296		\$513,315	\$5,695,475	\$379,757		\$281,627					
Right-of-way			\$410,652									
Construction			\$3,670,199					\$5,034,091				
SYSTEM: Lower Duck Creek		\$165,125,232	\$22,785,422	\$15,739,674	\$1,020,882	\$0	\$0		\$0			
PROJECT: Duck Creek, Sunset Park												
Design/Admin	DCBP 0000		\$1,379,919	\$16,739,574	\$1,020,882							
Design/Admin			\$1,103,935									
Construction			\$9,866,422									
SYSTEM: Central Duck Creek		\$24,649,321	\$56,428,342	\$3,951,940	\$3,951,940	\$0	\$0		(\$794,522)			
PROJECT: Duck Creek @ Dean Martin												
CLOSEOUT	DCWA 1446 & 1447	Design Started 13/14	\$169,422	(\$784,522)	(\$66,135)			5/23/2019	(\$66,135)	YES	CLA08Q13	
Right-of-way		CLA08Q13	\$135,537									
Construction		Eng. Est	\$1,211,361			(\$728,387)			5/23/2019	(\$728,387)	YES	CLA08W16
PROJECT: Duck Creek Wash, Torrey Pines to Rainbow												
Design/Admin	DCWA 1776, 1803, 1827	Developer Participation	\$387,474	\$800,000								
Right-of-way			\$309,979									
Construction			\$2,770,438			\$600,000						
PROJECT: Duck Creek Haven Street												
Design/Admin	DCHV 0028, 0050, 0067	RTC Project	\$445,410	\$4,146,462	\$219,680							
Right-of-way		No Design	\$356,329									
Construction			\$3,184,684			\$3,926,782						

EXHIBIT C

CLARK COUNTY
10-YEAR CONSTRUCTION PROGRAM
Amended June 13, 2019

	Fac. ID Mile Range	Existing Value/ Comments	Project Cost Per MPU	Total Plan	FIRST FIVE YEARS 7/2018 THRU 6/2023			Board Date	Amount	Amendment?	Project No.
					(Year 1) FY 18/19	(Year 2) FY 19/20	(Year 3) FY 20/21				
TOTAL PLAN				\$913,426,313	\$49,548,970	\$237,862,133	\$43,366,964				
Unencumbered from previous year	\$27,073,778			\$868,020,300	\$14,524,472	\$45,724,508	\$30,676,778				
ENTITY RESOURCES				\$288,076,737	\$37,480,136	\$70,463,847	\$12,846,951				
Unencumbered from previous year	\$22,801,839				\$726,293	\$16,231,328	\$18,176,499				
ENTITY TOTAL		\$1,066,286,455	\$547,373,058	\$279,461,426	\$36,753,843	\$54,958,812	\$10,901,779		\$2,417,742		
HYDROGRAPHIC BASIN: Outlying Areas		\$70,441,215	\$186,769,797	\$69,834,316	\$11,674,696	\$1,073,942	\$0		\$1,200,500		
SYSTEM: Goodsprings		\$64,849	\$2,701,170	\$988,433	\$68,939	\$919,494	\$0		\$0		
PROJECT: Goodsprings - Phase I											
Design/Admin	GSEA 0000	Design Started 09/10	\$91,455		\$0	\$48,715		11/8/2018		Moved	
Right-of-way	GSPA 0027 & 0029	GSPD1B10	\$55,910	\$988,433	\$68,939						
Construction	GSRV 0019		\$653,904		\$0	\$870,779		11/8/2018		Moved	
SYSTEM: Muddy River & Tributaries		\$25,323,000	\$118,662,000	\$45,681,376	\$10,462,767	\$0	\$0		\$47,500		
PROJECT: Fairgrounds - Detention Basin (Whipple Street)											
Design/Admin	FGWB 0000, 0075, 0105,	Design Started 10/11	\$1,197,000		\$564,678						
4th Supplement	0128, 0164, 0166, 0168	MOA03A11	\$0	\$10,452,767	\$47,500			6/13/2019	\$47,500	YES	MOA03A11
Construction			\$8,344,000		\$9,840,580						
PROJECT: Muddy River - Cooper to Yamashita											
Design/Admin	MRLV 0395 thru 0508	MOA01B89	\$1,267,000	\$16,982,927							
Right-of-way			\$1,141,713								
Construction			\$9,261,000								
PROJECT: Bryner Avenue to Lewis											
Design/Admin	MRLV 0166, 0240,	MOA01B89	\$1,395,000	\$18,235,691							
Right-of-way	0268, 0276		\$0								
Construction			\$9,978,000								
SYSTEM: Mount Charleston		\$304,564	\$894,337	\$1,498,459	\$0	\$0	\$0		\$0		
PROJECT: Rainbow Canyon Boulevard Bridge											
Design/Admin			\$118,849	\$1,498,459							
Right-of-way	MTCH 0001		\$0								
Construction			\$775,488								
SYSTEM: Laughlin		\$33,124,938	\$68,328,851	\$18,882,191	\$1,153,000	\$154,448	\$0		\$1,153,000		
PROJECT: Bridge Canyon Detention Basin											
Design/Admin			\$1,110,088	\$12,413,474							
Right-of-way	LUHS 0415, 0416, 0417		\$0								
Construction			\$6,969,201								
PROJECT: Bridge Canyon Outfall											
Design/Admin			\$252,575	\$3,283,716							
Right-of-way	LUHS 0315, 0316, 0317		\$0								
Construction			\$1,863,212								
PROJECT: Hiko Detention Basin Expansion											
Design/Admin			\$193,302	\$2,032,000		\$154,448					
Right-of-way	LUHS 0244		\$0								
Construction			\$1,212,966								
PROJECT: SR 163 at Casino Drive											
1st Supplement	Design/Admin	Design Started 08/09	\$98,081		\$73,000			10/11/2018	\$73,000	YES	LAU04B17
2nd Supplement	Design/Admin				\$20,000			3/14/2019	\$20,000	YES	LAU04B17
5th Supplement	Design/Admin				\$55,000			3/14/2019	\$55,000	YES	LAU04A08
1st Supplement	Right-of-way	LAU04A08	\$24,526	\$823,000							
Construction	Eng. Est.		\$778,578		\$775,000			10/11/2018	\$775,000	YES	LAU04B17
2nd Supplement	Construction				\$230,000			3/14/2019	\$230,000	YES	LAU04B17
SYSTEM: Searchlight		\$1,411,509	\$3,224,834	\$2,783,858	\$0	\$0	\$0		\$0		
PROJECT: Searchlight - West											
Design/Admin	BRWE 0001 thru 0061		\$222,430	\$2,783,858							
Right-of-way			\$0								
Construction			\$1,588,528								

CLARK COUNTY
REGIONAL FLOOD CONTROL DISTRICT
AGENDA ITEM

SUBJECT:
FINAL ACCOUNTING REPORTS AND PROJECT CLOSEOUTS
PETITIONER:
STEVEN C. PARRISH, P.E., GENERAL MANAGER/CHIEF ENGINEER
RECOMMENDATION OF PETITIONER:
THAT THE BOARD ACCEPT THE FINAL ACCOUNTING REPORTS AND CLOSE OUT THE INTERLOCAL CONTRACTS (FOR POSSIBLE ACTION)

FISCAL IMPACT: \$129,321.57 Release in Fund 4430 and/or 4440

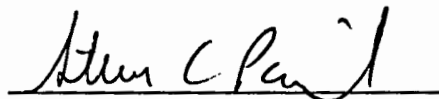
BACKGROUND:

Final accounting reports are routinely prepared for District-funded projects that have been completed. These reports represent an accurate accounting of the charges and the remaining balance for each project. Upon approval, no additional funds can be expended for the projects.

The final accounting reports have been prepared by the District and approved by the corresponding entities for the following projects:

PROJECT	NUMBER	FUND	BALANCE
Brooks Channel (design)	NLV18B07	4430.000	\$ 1,470.98
Central Freeway Channel at Cheyenne (design)	NLV18F13	4430.000	\$ 78,451.92
Flamingo Diversion – Rainbow Branch (design)	CLA27C08	4430.000	\$ 49,398.67
Total Fund 4430 and/or 4440			\$129,321.57

Respectfully submitted,



 Steven C. Parrish P.E.
 General Manager/Chief Engineer

TAC AGENDA ITEM #06 Date: 05/30/19	RFCD AGENDA ITEM # Date: 06/13/19
CAC AGENDA ITEM #06 Date: 06/03/19	

Regional Flood Control District
AGENDA ITEM DEVELOPMENT

Staff Discussion:

Date: 05/20/19

FINAL ACCOUNTING REPORTS AND PROJECT CLOSEOUTS

Final accounting reports are routinely prepared for District-funded projects that have been completed. These reports represent an accurate accounting of the charges and the remaining balance for each project. Upon approval, no additional funds can be expended for the projects.

The final accounting reports have been prepared by the District and approved by the corresponding entities for the following projects:

PROJECT	NUMBER	FUND	BALANCE
Brooks Channel (design)	NLV18B07	4430.000	\$ 1,470.98
Central Freeway Channel at Cheyenne (design)	NLV18F13	4430.000	\$ 78,451.92
Flamingo Diversion – Rainbow Branch (design)	CLA27C08	4430.000	\$ 49,398.67
Total – Fund 4430 and/or 4440			\$129,321.57

Staff Recommendation:

Accept the final accounting reports and close out the interlocal contracts.

Discussion by Technical Advisory Committee:

AGENDA
#06 Date: 05/30/19

Recommendation:

Discussion by Citizens Advisory Committee:

AGENDA
#06 Date: 06/03/19

Recommendation:

Clark County Regional Flood Control District
Final Accounting Report
Report Date 4/17/2019





Project: NLV18B07, Brooks Channel
Interlocal Value: \$595,749.00

Funding Category	Right of Way	Predesign	Design	Construction	Construction Mgt	Environmental	Other
Interlocal Funding Allocation	\$10,000.00	\$0.00	\$545,839.00	\$0.00	\$0.00	\$24,910.00	\$15,000.00
Amount Spent by Category	\$9,616.85	\$0.00	\$544,908.30	\$0.00	\$0.00	\$24,752.87	\$15,000.00
Remaining by Category	\$383.15	\$0.00	\$930.70	\$0.00	\$0.00	\$157.13	\$0.00

Funding / Expenditure Summary	
Interlocal Agreement:	\$595,749.00 ✓
Minus Amount Spent:	\$594,278.02 ✓
Amount to be Returned for Future Use:	<u>\$1,470.98</u> ✓

ID Miles: LVBR0000, LVBR0005, LVBR0011

Concur:  4-17-19
 4-17-19

 DATE

Accepted and Approved:

 DATE

Project Audit Report

Project: RF.NLV18B07, Brooks Channel

Status: Open

4/17/2019

Purchase Order - 4800000791 00010



<u>Vendor</u>	<u>Invoice #</u>	<u>Invoice Date</u>	<u>Amount</u>	<u>WBS</u>	<u>FY</u>	<u>Memo/Text</u>
CITY OF NORTH LAS VEGAS	1228	04/09/2008	1,178.69	RF.NLV18B07.2-2D - DENG	2008	Labor thru Feb and Mar, 2008
CITY OF NORTH LAS VEGAS	1269	05/05/2008	585.91	RF.NLV18B07.2-2D - DENG	2008	Labor thru April, 2008
CITY OF NORTH LAS VEGAS	1212	02/01/2008	1,306.36	RF.NLV18B07.2-2D - DENG	2008	Labor thru Sep, 2007 - Jan, 2008
CITY OF NORTH LAS VEGAS	1366	06/25/2008	472.76	RF.NLV18B07.2-2D - DENG	2008	Labor thru May, 2008
CITY OF NORTH LAS VEGAS	1431	06/30/2008	483.80	RF.NLV18B07.2-2D - DENG	2008	Billing thru 6/30/08
CITY OF NORTH LAS VEGAS	1558	10/01/2008	841.60	RF.NLV18B07.2-2D - DENG	2009	Labor thru September 12, 2008
CITY OF NORTH LAS VEGAS	1659	12/03/2008	1,440.93	RF.NLV18B07.2-2D - DENG	2009	Thru Nov, 2008
CITY OF NORTH LAS VEGAS	1733	01/27/2009	1,050.69	RF.NLV18B07.2-2D - DENG	2009	Dec 2008 In-House
CITY OF NORTH LAS VEGAS	1792	03/12/2009	1,038.95	RF.NLV18B07.2-2D - DENG	2009	Billing through February 27, 2009
CITY OF NORTH LAS VEGAS	1848	04/22/2009	350.22	RF.NLV18B07.2-2D - DENG	2009	March 2009
CITY OF NORTH LAS VEGAS	2316	01/04/2010	2,527.28	RF.NLV18B07.2-2D - DENG	2010	Invoice Period November 7, to December 18, 2009
CITY OF NORTH LAS VEGAS	2394	02/03/2010	2,505.51	RF.NLV18B07.2-2D - DENG	2010	December 19, 2009 to January 15, 2010
CITY OF NORTH LAS VEGAS	2460	03/03/2010	4,114.35	RF.NLV18B07.2-2D - DENG	2010	Invoice Period January 16, thru February 12, 2010
CITY OF NORTH LAS VEGAS	2488	03/29/2010	8,512.07	RF.NLV18B07.2-2D - DENG	2010	Billing thru March 31, 2010
CITY OF NORTH LAS VEGAS	2597	04/26/2010	4,887.88	RF.NLV18B07.2-2D - DENG	2010	Invoice period March 13, 2010 thru April 9, 2010
CITY OF NORTH LAS VEGAS	2653	05/25/2010	961.62	RF.NLV18B07.2-2D - DENG	2010	Costing summary from April 10, - May 7, 2010
CITY OF NORTH LAS VEGAS	2760	07/13/2010	9,554.62	RF.NLV18B07.2-2D - DENG	2010	Costing Summary May 8, - June 18, 2010, FY 09-10
CITY OF NORTH LAS VEGAS	2858A	08/26/2010	250.71	RF.NLV18B07.2-2D - DENG	2011	Labor June 19, - August 13, 2010
CITY OF NORTH LAS VEGAS	2964	09/28/2010	2,125.67	RF.NLV18B07.2-2D - DENG	2011	Cost Summary August 14, thru September 10, 2010
CITY OF NORTH LAS VEGAS	3134	12/02/2010	1,590.18	RF.NLV18B07.2-2D - DENG	2011	Costing Summary October 9, thru November 19, 2010
CITY OF NORTH LAS VEGAS	3018A	10/25/2010	2,327.01	RF.NLV18B07.2-2D - DENG	2011	Cost Summary September 11, thru October 8, 2010
CITY OF NORTH LAS VEGAS	3197	01/24/2011	151.07	RF.NLV18B07.2-2D - DENG	2011	Cost Summary November 20, thru December 31, 2010
CITY OF NORTH LAS VEGAS	3269	02/22/2011	31.84	RF.NLV18B07.2-2D - DENG	2011	Cost Summary January 1, 2011 to January 28, 2011
CITY OF NORTH LAS VEGAS	3344	03/24/2011	442.60	RF.NLV18B07.2-2D - DENG	2011	Costing Summary January 29, thru March 11, 2011
CITY OF NORTH LAS VEGAS	3440	04/26/2011	2,360.27	RF.NLV18B07.2-2D - DENG	2011	Costing Summary March 12, thru April 8, 2011
CITY OF NORTH LAS VEGAS	3521	05/23/2011	5,449.44	RF.NLV18B07.2-2D - DENG	2011	Bill through May 23, 2011
CITY OF NORTH LAS VEGAS	3665	06/30/2011	4,005.15	RF.NLV18B07.2-2D - DENG	2011	May 7, 2011 to July 1, 2011, FY 10/11

Project Audit Report

Project: RF.NLV18B07, Brooks Channel

Status: Open

4/17/2019



CITY OF NORTH LAS VEGAS	3749	08/09/2011	222.03	RF.NLV18B07.2-2D - DENG	2012	Summary July 2, thru July 15, 2011, FY 2011/2012
CITY OF NORTH LAS VEGAS	3805	09/12/2011	119.18	RF.NLV18B07.2-2D - DENG	2012	Costing Summary July 16, 2011 to August 26, 2011
CITY OF NORTH LAS VEGAS	3887	10/19/2011	59.36	RF.NLV18B07.2-2D - DENG	2012	Costing Summary August 27, to October 7, 2011
CITY OF NORTH LAS VEGAS	4022	01/30/2012	430.31	RF.NLV18B07.2-2D - DENG	2012	Summary November 5, 2011 thru January 13, 2012
CITY OF NORTH LAS VEGAS	4090	02/27/2012	1,898.58	RF.NLV18B07.2-2D - DENG	2012	Cost Summary from January 14, to February 10, 2012
CITY OF NORTH LAS VEGAS	2858B	03/19/2012	3,681.66	RF.NLV18B07.2-2D - DENG	2012	Cost Summary from June 19, to August 13, 2010
CITY OF NORTH LAS VEGAS	4135	03/26/2012	1,592.86	RF.NLV18B07.2-2D - DENG	2012	Cost summary February 11, - March 9, 2012
CITY OF NORTH LAS VEGAS	4244	05/07/2012	4,167.01	RF.NLV18B07.2-2D - DENG	2012	Project Billing thru April 2012
CITY OF NORTH LAS VEGAS	4279	05/23/2012	176.99	RF.NLV18B07.2-2D - DENG	2012	Period: 04/21/12 through 5/04/12
CITY OF NORTH LAS VEGAS	4371	06/27/2012	2,815.96	RF.NLV18B07.2-2D - DENG	2012	Period: 05/05 - 06/15/12
CITY OF NORTH LAS VEGAS	4440	06/30/2012	1,142.25	RF.NLV18B07.2-2D - DENG	2013	June 16-29, 2012.
CITY OF NORTH LAS VEGAS	4488	08/16/2012	336.31	RF.NLV18B07.2-2D - DENG	2013	RFNLV18B07
CITY OF NORTH LAS VEGAS	4560	10/03/2012	86,016.44	RF.NLV18B07.2-2D - DENG	2013	7/14 - 8/24/12
CITY OF NORTH LAS VEGAS	4646	10/29/2012	25,805.64	RF.NLV18B07.2-2D - DENG	2013	Period 8/25/12 to 9/21/12
CITY OF NORTH LAS VEGAS	4718	11/28/2012	11,679.86	RF.NLV18B07.2-2D - DENG	2013	Billing 9/22/12 - 10/19/12
CITY OF NORTH LAS VEGAS	4758	12/13/2012	4,574.23	RF.NLV18B07.2-2D - DENG	2013	Period 10/20/12 to 11/16/12
CITY OF NORTH LAS VEGAS	4831	01/17/2013	8,309.26	RF.NLV18B07.2-2D - DENG	2013	Billing 11/17/12 - 12/28//12
CITY OF NORTH LAS VEGAS	4926	02/20/2013	1,547.94	RF.NLV18B07.2-2D - DENG	2013	Billing 12/29/12 - 02/08/13
CITY OF NORTH LAS VEGAS	4992	03/19/2013	415.34	RF.NLV18B07.2-2D - DENG	2013	Billing 02/09/13 - 03/08/13
CITY OF NORTH LAS VEGAS	5050	04/11/2013	1,122.27	RF.NLV18B07.2-2D - DENG	2013	Billing 3/09/13 - 4/05/13
CITY OF NORTH LAS VEGAS	5107	05/01/2013	426.62	RF.NLV18B07.2-2D - DENG	2013	Billing 4/06/13 - 4/19/13
CITY OF NORTH LAS VEGAS	5191	06/12/2013	275.71	RF.NLV18B07.2-2D - DENG	2013	Billing 4/20/13 - 5/31/13
CITY OF NORTH LAS VEGAS	5252	07/11/2013	182.01	RF.NLV18B07.2-2D - DENG	2013	Billing 6/01/13 - 6/28/13
CITY OF NORTH LAS VEGAS	5332	08/07/2013	388.58	RF.NLV18B07.2-2D - DENG	2014	Billing 6/29/13 - 7/26/13
CITY OF NORTH LAS VEGAS	5405	09/04/2013	362.51	RF.NLV18B07.2-2D - DENG	2014	Billing 7/27/13 - 8/23/13
CITY OF NORTH LAS VEGAS	5448	10/02/2013	1,267.81	RF.NLV18B07.2-2D - DENG	2014	Billing 8/24/13 - 9/20/13
CITY OF NORTH LAS VEGAS	5505	11/04/2013	1,365.17	RF.NLV18B07.2-2D - DENG	2014	Period 09/21/2013 - 10/18/2013
CITY OF NORTH LAS VEGAS	5567	11/27/2013	14,822.47	RF.NLV18B07.2-2D - DENG	2014	
CITY OF NORTH LAS VEGAS	5635	01/15/2014	42,085.22	RF.NLV18B07.2-2D - DENG	2014	Project CIP10268 RF.NLV18B07.2-2D;1-2 2013-2014
CITY OF NORTH LAS VEGAS	5703	02/25/2014	43,506.36	RF.NLV18B07.2-2D - DENG	2014	NLV18B07.2-2D.3 10/25/2013 through 2/7/2014
CITY OF NORTH LAS VEGAS	5885	05/19/2014	52,343.26	RF.NLV18B07.2-2D - DENG	2014	Billing for Dec 2012 through May 2014

Project Audit Report

Project: RF.NLV18B07, Brooks Channel

Status: Open

4/17/2019



CITY OF NORTH LAS VEGAS	5947	06/12/2014	13,911.78	RF.NLV18B07.2-2D - DENG	2014	RF.NLV18B07.2-2D;1-2 4/12/14 - 5/9/2014
CITY OF NORTH LAS VEGAS	6037	07/15/2014	12,010.60	RF.NLV18B07.2-2D - DENG	2014	Period covered: 05/10/14-06/27/14.
CITY OF NORTH LAS VEGAS	6095	08/06/2014	2,900.46	RF.NLV18B07.2-2D - DENG	2015	RF.NLV18B07.2-2D 6/28/14 - 7/25/14
CITY OF NORTH LAS VEGAS	6151	09/03/2014	8,345.13	RF.NLV18B07.2-2D - DENG	2015	RF.NLV18B07.2-2D Period of 7/26/14 - 8/22/14
CITY OF NORTH LAS VEGAS	6217	10/02/2014	2,733.30	RF.NLV18B07.2-2D - DENG	2015	RF.NLV18B07.2-2D Period of 8/23/14 - 9/19/14
CITY OF NORTH LAS VEGAS	6288	11/05/2014	19,462.32	RF.NLV18B07.2-2D - DENG	2015	RF.NLV18B07.2-2D 7/26/14 - 10/24/14
CITY OF NORTH LAS VEGAS	6343	12/01/2014	4,477.36	RF.NLV18B07.2-2D - DENG	2015	RF.NLV18B07.2-2D 10/18/14 - 11/14/14
CITY OF NORTH LAS VEGAS	6420	01/13/2015	11,849.91	RF.NLV18B07.2-2D - DENG	2015	RF.NLV18B07.2-2D 11/15/14 - 12/12/14
CITY OF NORTH LAS VEGAS	6482	02/11/2015	1,382.59	RF.NLV18B07.2-2D - DENG	2015	RF.NLV18B07.2-2D 12/13/14 - 1/23/15
CITY OF NORTH LAS VEGAS	6541	03/11/2015	10,947.70	RF.NLV18B07.2-2D - DENG	2015	RF.NLV18B07.2-2D 1/24/15 - 2/15/15
CITY OF NORTH LAS VEGAS	6609	04/13/2015	2,767.96	RF.NLV18B07.2-2D - DENG	2015	RF.NLV18B07.2-2D 2/21/15 - 4/3/15
CITY OF NORTH LAS VEGAS	6687	05/14/2015	18,597.33	RF.NLV18B07.2-2D - DENG	2015	RF.NLV18B07.2-2D 4/4/15 - 5/8/15
CITY OF NORTH LAS VEGAS	6777	06/17/2015	5,044.49	RF.NLV18B07.2-2D - DENG	2015	RF.NLV18B07.2-2D 5/15/15 - 6/4/15
CITY OF NORTH LAS VEGAS	6811	07/14/2015	1,450.32	RF.NLV18B07.2-2D - DENG	2015	PERIOD MAY 30, 2015 - JUNE 26, 2015
CITY OF NORTH LAS VEGAS	6820	07/15/2015	10,344.00	RF.NLV18B07.2-2D - DENG	2015	PERIOD MAY 30, 2015 - JUNE 30, 2015
CITY OF NORTH LAS VEGAS	6888	08/17/2015	1,116.96	RF.NLV18B07.2-2D - DENG	2016	Period 6/27/15-7/10/15
CITY OF NORTH LAS VEGAS	6955	09/17/2015	5,038.85	RF.NLV18B07.2-2D - DENG	2016	Period 7/11/15-8/7/15
CITY OF NORTH LAS VEGAS	7030	10/19/2015	6,495.06	RF.NLV18B07.2-2D - DENG	2016	Period 8/8/2015-10/02/2015
CITY OF NORTH LAS VEGAS	7078	11/16/2015	697.27	RF.NLV18B07.2-2D - DENG	2016	Period 10/2015
CITY OF NORTH LAS VEGAS	7105	12/03/2015	2,671.14	RF.NLV18B07.2-2D - DENG	2016	Period 10/01/15-11/13/15
CITY OF NORTH LAS VEGAS	10268	01/20/2016	7,889.53	RF.NLV18B07.2-2D - DENG	2016	Period 10/31/15-01/08/16
CITY OF NORTH LAS VEGAS	7328	04/25/2016	12,464.00	RF.NLV18B07.2-2D - DENG	2016	Period 1/30/16 - 4/01/16
CITY OF NORTH LAS VEGAS	7490	06/22/2016	2,091.50	RF.NLV18B07.2-2D - DENG	2016	Period 4/02/16 - 5/06/16
CITY OF NORTH LAS VEGAS	7531	06/30/2016	2,819.75	RF.NLV18B07.2-2D - DENG	2017	Period 5/07/16 - 6/03/16
CITY OF NORTH LAS VEGAS	7739	09/19/2016	741.50	RF.NLV18B07.2-2D - DENG	2017	Period 7/04/16 - 8/05/16
CITY OF NORTH LAS VEGAS	7791	10/17/2016	2,582.50	RF.NLV18B07.2-2D - DENG	2017	Period 8/06/16 - 9/02/16
CITY OF NORTH LAS VEGAS	7954	01/12/2017	263.00	RF.NLV18B07.2-2D - DENG	2017	Period 9/3/16 - 12/2/16
CITY OF NORTH LAS VEGAS	8977A	06/18/2018	60.22	RF.NLV18B07.2-2D - DENG	2018	Period 5/26/18 - 6/08/18
CITY OF NORTH LAS VEGAS	9442	04/02/2019	65.39	RF.NLV18B07.2-2D - DENG	2019	NLV18B07 APRIL2019

WBS Total \$544,908.30

Purchase Order Total \$544,908.30

Purchase Order - 4800000791 00020

<u>Vendor</u>	<u>Invoice #</u>	<u>Invoice Date</u>	<u>Amount</u>	<u>WBS</u>	<u>FY</u>	<u>Memo/Text</u>
CITY OF NORTH LAS VEGAS	8977A	06/18/2018	8,250.00	RF.NLV18B07.7 - OTHE	2018	Period 5/26/18 - 6/08/18

Project Audit Report

Project: RF.NLV18B07, Brooks Channel

Status: Open

4/17/2019



CITY OF NORTH LAS VEGAS	9442	04/02/2019	6,750.00	RF.NLV18B07.7 - OTHE
	WBS Total		\$15,000.00	
	Purchase Order Total		\$15,000.00	

2019 NLV18B07 APRIL2019

Purchase Order - 4800000791 00030

<u>Vendor</u>	<u>Invoice #</u>	<u>Invoice Date</u>	<u>Amount</u>	<u>WBS</u>
CITY OF NORTH LAS VEGAS	2760	07/13/2010	1,440.00	RF.NLV18B07.6 - ENVR
CITY OF NORTH LAS VEGAS	3018A	10/25/2010	360.00	RF.NLV18B07.6 - ENVR
CITY OF NORTH LAS VEGAS	3197	01/24/2011	2,092.00	RF.NLV18B07.6 - ENVR
CITY OF NORTH LAS VEGAS	4831	01/17/2013	10,770.57	RF.NLV18B07.6 - ENVR
CITY OF NORTH LAS VEGAS	5703	02/25/2014	2,200.00	RF.NLV18B07.6 - ENVR
CITY OF NORTH LAS VEGAS	5885	05/19/2014	7,490.30	RF.NLV18B07.6 - ENVR
CITY OF NORTH LAS VEGAS	6050	07/16/2014	400.00	RF.NLV18B07.6 - ENVR
	WBS Total		\$24,752.87	
	Purchase Order Total		\$24,752.87	

<u>FY</u>	<u>Memo/Text</u>
2010	Costing Summary May 8, - June 18, 2010, FY 09-10
2011	Cost Summary November 20, thru December 31, 2010
2013	Billing 11/17/12 - 12/28/12
2014	NLV18B07.2-2D.3 10/25/2013 through 2/7/2014
2014	Billing for Dec 2012 through May 2014
2014	Period covered: 03/01/14-03/28/14.

Purchase Order - 4800000791 00040

<u>Vendor</u>	<u>Invoice #</u>	<u>Invoice Date</u>	<u>Amount</u>	<u>WBS</u>
CITY OF NORTH LAS VEGAS	4090	02/27/2012	115.14	RF.NLV18B07.1-2 - ROW
CITY OF NORTH LAS VEGAS	4560	10/03/2012	223.96	RF.NLV18B07.1-2 - ROW
CITY OF NORTH LAS VEGAS	4646	10/29/2012	268.77	RF.NLV18B07.1-2 - ROW
CITY OF NORTH LAS VEGAS	4758	12/13/2012	44.81	RF.NLV18B07.1-2 - ROW
CITY OF NORTH LAS VEGAS	5505	11/04/2013	1,738.47	RF.NLV18B07.1-2 - ROW
CITY OF NORTH LAS VEGAS	5567	11/27/2013	115.75	RF.NLV18B07.1-2 - ROW
CITY OF NORTH LAS VEGAS	5635	01/15/2014	304.58	RF.NLV18B07.1-2 - ROW
CITY OF NORTH LAS VEGAS	5703	02/25/2014	873.69	RF.NLV18B07.1-2 - ROW
CITY OF NORTH LAS VEGAS	5885	05/19/2014	1,719.12	RF.NLV18B07.1-2 - ROW
CITY OF NORTH LAS VEGAS	5947	06/12/2014	115.02	RF.NLV18B07.1-2 - ROW
CITY OF NORTH LAS VEGAS	6037	07/15/2014	2,316.41	RF.NLV18B07.1-2 - ROW
CITY OF NORTH LAS VEGAS	6095	08/06/2014	1,648.22	RF.NLV18B07.1-2 - ROW

<u>FY</u>	<u>Memo/Text</u>
2012	Cost Summary from January 14, to February 10, 2012
2013	7/14 - 8/24/12
2013	Period 8/25/12 to 9/21/12
2013	Period 10/20/12 to 11/16/12
2014	Period 09/21/2013 - 10/18/2013
2014	Project CIP10268 RF.NLV18B07.2-2D;1-2 2013-2014
2014	NLV18B07.2-2D.3 10/25/2013 through 2/27/2014
2014	Billing for Dec 2012 through May 2014
2014	RF.NLV18B07.2-2D;1-2 4/12/14 - 5/9/2014
2014	Period covered: 05/10/14-06/27/14.
2015	RF.NLV18B07.1-2 6/28/14 - 7/25/14

Clark County Regional Flood Control District
Final Accounting Report
Report Date 4/17/2019





Project: NLV18F13, Central Freeway Channel At Cheyenne
Interlocal Value: \$772,549.00

Funding Category	Right of Way	Predesign	Design	Construction	Construction Mgt	Environmental	Other
Interlocal Funding Allocation	\$5,000.00	\$0.00	\$767,549.00	\$0.00	\$0.00	\$0.00	\$0.00
Amount Spent by Category	\$270.36	\$0.00	\$693,826.72	\$0.00	\$0.00	\$0.00	\$0.00
Remaining by Category	\$4,729.64	\$0.00	\$73,722.28	\$0.00	\$0.00	\$0.00	\$0.00

Funding / Expenditure Summary	
Interlocal Agreement:	\$772,549.00 ✓
Minus Amount Spent:	\$694,097.08 ✓
Amount to be Returned for Future Use:	<u>\$78,451.92</u> ✓

ID Miles: LV150051

Concur:  4-17-19
 4-17-19

 DATE

Accepted and Approved:

 DATE

Project Audit Report

Project: RF.NLV18F13, Central Freeway Channel At Cheyenne

Status: Open

4/17/2019

Purchase Order - 4800006034 00010



<u>Vendor</u>	<u>Invoice #</u>	<u>Invoice Date</u>	<u>Amount</u>	<u>WBS</u>	<u>FY</u>	<u>Memo/Text</u>
CITY OF NORTH LAS VEGAS	5845	04/21/2014	7,177.33	RF.NLV18F13.2-2D - DENG	2014	RF.NLV18F13.2-2D 3/22/14 - 4/4/14
CITY OF NORTH LAS VEGAS	5890	05/19/2014	7,951.70	RF.NLV18F13.2-2D - DENG	2014	RF.NLV18F13.2-2D 4/5 - 5/2/14
CITY OF NORTH LAS VEGAS	5951	06/12/2014	5,978.28	RF.NLV18F13.2-2D - DENG	2014	RF.NLV18F13.2-2D 5/3/14 - 5/30/2014
CITY OF NORTH LAS VEGAS	6033	07/03/2014	2,238.10	RF.NLV18F13.2-2D - DENG	2014	Period covered: 05/31/14-06/27/14.
CITY OF NORTH LAS VEGAS	6102	08/06/2014	3,179.30	RF.NLV18F13.2-2D - DENG	2015	RF.NLV18F13.2-2D 6/28/14 - 7/25/14
CITY OF NORTH LAS VEGAS	6158	09/03/2014	2,676.21	RF.NLV18F13.2-2D - DENG	2015	RF.NLV18F13.2-2D Period of 7/26/14 - 8/22/14
CITY OF NORTH LAS VEGAS	6225	10/02/2014	1,710.14	RF.NLV18F13.2-2D - DENG	2015	RF.NLV18F13.2-2D Period of 8/23/14 - 9/19/14
CITY OF NORTH LAS VEGAS	6293	11/05/2014	1,490.76	RF.NLV18F13.2-2D - DENG	2015	RF.NLV18F13.2-2D 9/20/14 - 10/17/14
CITY OF NORTH LAS VEGAS	6349	12/01/2014	3,012.29	RF.NLV18F13.2-2D - DENG	2015	RF.NLV18F13.2-2D 10/18/14 - 11/14/14
CITY OF NORTH LAS VEGAS	6426	01/13/2015	2,516.85	RF.NLV18F13.2-2D - DENG	2015	RF.NLV18F13.2-2D 11/15/14 - 12/12/14
CITY OF NORTH LAS VEGAS	6489	02/11/2015	3,533.37	RF.NLV18F13.2-2D - DENG	2015	RF.NLV18F13.2-2D 12/13/14 - 1/23/15
CITY OF NORTH LAS VEGAS	6548	03/10/2015	2,034.10	RF.NLV18F13.2-2D - DENG	2015	RF.NLV18F13.2-2D 1/24/15 - 2/20/15
CITY OF NORTH LAS VEGAS	6617	04/13/2015	1,841.36	RF.NLV18F13.2-2D - DENG	2015	RF.NLV18F13.2-2D 2/21/15 - 4/3/15
CITY OF NORTH LAS VEGAS	6692	05/14/2015	2,217.23	RF.NLV18F13.2-2D - DENG	2015	RF.NLV18F13.2-2D 4/4/15 - 5/1/15
CITY OF NORTH LAS VEGAS	6783	06/17/2015	2,804.87	RF.NLV18F13.2-2D - DENG	2015	RF.NLV18F13.2-2D 5/2/15 - 5/29/15
CITY OF NORTH LAS VEGAS	6822	07/15/2015	63,773.40	RF.NLV18F13.2-2D - DENG	2015	PERIOD MAY 2, 2015 - JULY 3, 2015
CITY OF NORTH LAS VEGAS	6816	07/14/2015	35,881.95	RF.NLV18F13.2-2D - DENG	2015	PERIOD MAY 30, 2015 - JUNE 26, 2015
CITY OF NORTH LAS VEGAS	6893	08/17/2015	2,887.12	RF.NLV18F13.2-2D - DENG	2016	Period 6/27/15-7/10/15
CITY OF NORTH LAS VEGAS	7036	10/19/2015	106,250.09	RF.NLV18F13.2-2D - DENG	2016	Period 7/11/15-10/2/15
CITY OF NORTH LAS VEGAS	7084	11/16/2015	4,604.21	RF.NLV18F13.2-2D - DENG	2016	Period 10/2015
CITY OF NORTH LAS VEGAS	7111	12/03/2015	6,030.00	RF.NLV18F13.2-2D - DENG	2016	Period 10/31/15-11/13/15
CITY OF NORTH LAS VEGAS	10384	01/20/2016	15,406.80	RF.NLV18F13.2-2D - DENG	2016	Period 11/14/15 -01/08/16
CITY OF NORTH LAS VEGAS	7162	02/16/2016	310.00	RF.NLV18F13.2-2D - DENG	2016	Period 1/09/16 - 2/05/16
CITY OF NORTH LAS VEGAS	7275	03/14/2016	218.11	RF.NLV18F13.2-2D - DENG	2016	Period 2/6/16 - 3/4/16
CITY OF NORTH LAS VEGAS	7336	04/21/2016	1,787.43	RF.NLV18F13.2-2D - DENG	2016	Period 3/5/16 - 4/01/16
CITY OF NORTH LAS VEGAS	7377	05/10/2016	1,694.00	RF.NLV18F13.2-2D - DENG	2016	Period 4/2/16 - 4/29/16
CITY OF NORTH LAS VEGAS	7498	06/22/2016	3,066.09	RF.NLV18F13.2-2D - DENG	2016	Period 4/30/16 - 6/10/16
CITY OF NORTH LAS VEGAS	7539	06/30/2016	7,322.89	RF.NLV18F13.2-2D - DENG	2017	Period 01/02/16 - 6/24/16
CITY OF NORTH LAS VEGAS	7595	06/30/2016	623.10	RF.NLV18F13.2-2D - DENG	2017	Period 6/25/16 - 7/8/16
CITY OF NORTH LAS VEGAS	7676	08/11/2016	3,305.08	RF.NLV18F13.2-2D - DENG	2017	Period 7/9/2016 - 8/5/2016
CITY OF NORTH LAS VEGAS	7747	09/16/2016	42,286.54	RF.NLV18F13.2-2D - DENG	2017	Period 7/2/16 - 9/2/16
CITY OF NORTH LAS VEGAS	7798	10/17/2016	33,233.22	RF.NLV18F13.2-2D - DENG	2017	Period 8/6/16 - 9/30/16
CITY OF NORTH LAS VEGAS	7854	11/21/2016	57,124.25	RF.NLV18F13.2-2D - DENG	2017	Period 9/03/16 - 10/28/16
CITY OF NORTH LAS VEGAS	7911	12/19/2016	60,029.31	RF.NLV18F13.2-2D - DENG	2017	Period 10/29/16 - 11/25/16
CITY OF NORTH LAS VEGAS	7959	01/12/2017	90,686.18	RF.NLV18F13.2-2D - DENG	2017	Period 12/3/2016 - 12/23/2016
CITY OF NORTH LAS VEGAS	8008	02/07/2017	1,763.97	RF.NLV18F13.2-2D - DENG	2017	Period 12/24/16-1/20/17

Project Audit Report

Project: RF.NLV18F13, Central Freeway Channel At Cheyenne

Status: Open

4/17/2019



CITY OF NORTH LAS VEGAS	8064	03/16/2017	7,029.40	RF.NLV18F13.2-2D - DENG	2017	Period 12/31/16 - 2/03/17
CITY OF NORTH LAS VEGAS	8097	04/10/2017	6,876.09	RF.NLV18F13.2-2D - DENG	2017	Period 2/04/17-3/17/17
CITY OF NORTH LAS VEGAS	8174	05/01/2017	1,797.85	RF.NLV18F13.2-2D - DENG	2017	Period 3/18/17 - 4/14/17
CITY OF NORTH LAS VEGAS	8236A	06/07/2017	3,637.47	RF.NLV18F13.2-2D - DENG	2017	Period 4/15/17-5/26/17
CITY OF NORTH LAS VEGAS	8286A	07/11/2017	23,169.41	RF.NLV18F13.2-2D - DENG	2017	Period 5/27/17 - 6/23/17
CITY OF NORTH LAS VEGAS	8320A	06/30/2017	13,974.79	RF.NLV18F13.2-2D - DENG	2018	Period 6/24/17 - 7/7/17
CITY OF NORTH LAS VEGAS	8320B	07/20/2017	2,138.38	RF.NLV18F13.2-2D - DENG	2018	Period 6/24/17 - 7/7/17
CITY OF NORTH LAS VEGAS	8409	08/29/2017	1,317.32	RF.NLV18F13.2-2D - DENG	2018	Period 7/8/17 - 8/18/17
CITY OF NORTH LAS VEGAS	8460	09/14/2017	10,008.50	RF.NLV18F13.2-2D - DENG	2018	Period 8/04/17 - 9/01/17
CITY OF NORTH LAS VEGAS	8559	11/09/2017	5,800.10	RF.NLV18F13.2-2D - DENG	2018	Period 9/29/17 - 10/27/17
CITY OF NORTH LAS VEGAS	8637	12/19/2017	3,350.00	RF.NLV18F13.2-2D - DENG	2018	Period 11/03/17 - 12/1/17
CITY OF NORTH LAS VEGAS	8728	02/20/2018	1,895.00	RF.NLV18F13.2-2D - DENG	2018	Period 12/29/17
CITY OF NORTH LAS VEGAS	8777A	03/15/2018	2,202.50	RF.NLV18F13.2-2D - DENG	2018	Period ending 2/2/18
CITY OF NORTH LAS VEGAS	8829	04/17/2018	6,795.00	RF.NLV18F13.2-2D - DENG	2018	Period 2/26/18 - 3/29/18
CITY OF NORTH LAS VEGAS	8980	06/18/2018	7,695.00	RF.NLV18F13.2-2D - DENG	2018	Period 5/4/18
CITY OF NORTH LAS VEGAS	9033	07/12/2018	5,429.79	RF.NLV18F13.2-2D - DENG	2018	Period 6/18/18
CITY OF NORTH LAS VEGAS	9443	04/02/2019	1,470.98	RF.NLV18F13.2-2D - DENG	2019	NLV18F13 APRIL2019
CITY OF NORTH LAS VEGAS	9429	03/27/2019	593.51	RF.NLV18F13.2-2D - DENG	2019	NLV18F13 MARCH2019

WBS Total \$693,826.72

Purchase Order Total \$693,826.72

Purchase Order - 4800006034 00020

<u>Vendor</u>	<u>Invoice #</u>	<u>Invoice Date</u>	<u>Amount</u>	<u>WBS</u>	<u>FY</u>	<u>Memo/Text</u>
CITY OF NORTH LAS VEGAS	6692	05/14/2015	65.88	RF.NLV18F13.1-2 - ROW	2015	RF.NLV18F13.2-2D 4/4/15 - 5/1/15
CITY OF NORTH LAS VEGAS	7911	12/19/2016	204.48	RF.NLV18F13.1-2 - ROW	2017	Period 10/29/16 - 11/25/16

WBS Total \$270.36

Purchase Order Total \$270.36

Purchase Order - none

<u>Vendor</u>	<u>Invoice #</u>	<u>Invoice Date</u>	<u>Amount</u>	<u>WBS</u>	<u>FY</u>	<u>Memo/Text</u>
REGIONAL FLOOD CONTROL/TREAS	1017038337	06/30/2017	13,974.79	RF.NLV18F13.2-2D - DENG	2017	Manual AP - Doc 3118002824
REGIONAL FLOOD CONTROL/TREAS	1918001016	08/14/2017	(13,974.79)	RF.NLV18F13.2-2D - DENG	2018	Manual AP - Doc 3118002824
REGIONAL FLOOD CONTROL/TREAS	1016012396	06/30/2016	7,322.89	RF.NLV18F13.2-2D - DENG	2016	Manual AP - Doc 3117003554
REGIONAL FLOOD CONTROL/TREAS	1016012396	06/30/2016	623.10	RF.NLV18F13.2-2D - DENG	2016	Manual AP - Doc 3117004207
REGIONAL FLOOD CONTROL/TREAS	1917000867	08/18/2016	(7,322.89)	RF.NLV18F13.2-2D - DENG	2017	Manual AP - Doc 3117003554
REGIONAL FLOOD CONTROL/TREAS	1917000867	08/18/2016	(623.10)	RF.NLV18F13.2-2D - DENG	2017	Manual AP - Doc 3117004207

WBS Total \$0.00

Project Audit Report

Project: RF.NLV18F13, Central Freeway Channel At Cheyenne

Status: Open

4/17/2019

Purchase Order Total	<u>\$0.00</u>
Project Expense Total	<u>\$694,097.08</u>



**Clark County Regional Flood Control District
Final Accounting Report
Report Date 5/13/2019**



Project: CLA27C08, Flamingo Diversion - Rainbow Branch
Interlocal Value: \$1,030,000.00

Funding Category	Right of Way	Predesign	Design	Construction	Construction Mgt	Environmental	Other
Interlocal Funding Allocation	\$33,000.00	\$0.00	\$897,000.00	\$0.00	\$0.00	\$10,000.00	\$90,000.00
Amount Spent by Category	\$17,297.58	\$0.00	\$882,810.01	\$0.00	\$0.00	\$8,791.09	\$71,702.65
Remaining by Category	\$15,702.42	\$0.00	\$14,189.99	\$0.00	\$0.00	\$1,208.91	\$18,297.35

Funding / Expenditure Summary	
Interlocal Agreement:	\$1,030,000.00
Minus Amount Spent:	\$980,601.33
Amount to be Returned for Future Use:	\$49,398.67

ID Miles: FLRB0050, FLRB0062

Concur:

Accepted and Approved:


DATE 5-18-19

DATE

Project Audit Report

Project: RF.CLA27C08, Flamingo Diversion - Rainbow Branch

Status: Open

5/13/2019

Purchase Order - none



<u>Vendor</u>	<u>Invoice #</u>	<u>Invoice Date</u>	<u>Amount</u>	<u>WBS</u>	<u>FY</u>	<u>Memo/Text</u>
REGIONAL FLOOD CONTROL/TREAS	1109002540	06/30/2009	4,537.92	RF.CLA27C08.1-2 - ROW	2009	Manual AP - Doc 1510050434
REGIONAL FLOOD CONTROL/TREAS	1109002540	06/30/2009	251.64	RF.CLA27C08.1-2 - ROW	2009	Manual AP - Doc 1510050435
REGIONAL FLOOD CONTROL/TREAS	1110000746	10/05/2009	(4,537.92)	RF.CLA27C08.1-2 - ROW	2010	Manual AP - Doc 1510050434
REGIONAL FLOOD CONTROL/TREAS	1110000746	10/05/2009	(251.64)	RF.CLA27C08.1-2 - ROW	2010	Manual AP - Doc 1510050435
REGIONAL FLOOD CONTROL/TREAS	1014012086	06/30/2014	545.55	RF.CLA27C08.1-2 - ROW	2014	Manual AP - Doc 1515001175
REGIONAL FLOOD CONTROL/TREAS	1915001085	08/30/2014	(545.55)	RF.CLA27C08.1-2 - ROW	2015	Manual AP - Doc 1515001175
REGIONAL FLOOD CONTROL/TREAS	1014012156	06/30/2014	398.34	RF.CLA27C08.1-2 - ROW	2014	Manual AP - Doc 1515030275
REGIONAL FLOOD CONTROL/TREAS	1915002042	09/19/2014	(398.34)	RF.CLA27C08.1-2 - ROW	2015	Manual AP - Doc 1515030275
PUBLIC WORKS/CC TREAS	1519111175	03/29/2019	5,776.28	RF.CLA27C08.1-2 - ROW	2019	1019054752
PUBLIC WORKS/CC TREAS	1515030275	09/12/2014	398.34	RF.CLA27C08.1-2 - ROW	2015	Atkins North America; 3115017243
PUBLIC WORKS/CC TREAS	1515001175	07/01/2014	545.55	RF.CLA27C08.1-2 - ROW	2015	Atkins North America; 3114117765
PUBLIC WORKS/CC TREAS	1510050434	09/25/2009	4,537.92	RF.CLA27C08.1-2 - ROW	2010	PBS&J
PUBLIC WORKS/CC TREAS	1510050435	09/25/2009	251.64	RF.CLA27C08.1-2 - ROW	2010	PBS&J
PUBLIC WORKS/CC TREAS	1513094353	01/22/2013	947.76	RF.CLA27C08.1-2 - ROW	2013	Atkins North America; 3113071032
PUBLIC WORKS/CC TREAS	1513109258	02/22/2013	3,459.93	RF.CLA27C08.1-2 - ROW	2013	Atkins North America; 3113085047
PUBLIC WORKS/CC TREAS	1510106831	01/05/2010	469.44	RF.CLA27C08.1-2 - ROW	2010	PBS&J
PUBLIC WORKS/CC TREAS	1510106833	01/05/2010	625.92	RF.CLA27C08.1-2 - ROW	2010	PBS&J
PUBLIC WORKS/CC TREAS	1510150002	03/23/2010	148.66	RF.CLA27C08.1-2 - ROW	2010	PBS&J; doc# 3110110565
PUBLIC WORKS/CC TREAS	1510150003	03/23/2010	136.14	RF.CLA27C08.1-2 - ROW	2010	PBS&J; doc# 3110110569
WBS Total			\$17,297.58			
REGIONAL FLOOD CONTROL/TREAS	1109002540	06/30/2009	28,060.23	RF.CLA27C08.2-2D - DENG	2009	Manual AP - Doc 1510050434
REGIONAL FLOOD CONTROL/TREAS	1109002540	06/30/2009	41,158.23	RF.CLA27C08.2-2D - DENG	2009	Manual AP - Doc 1510050435
REGIONAL FLOOD CONTROL/TREAS	1110000746	10/05/2009	(28,060.23)	RF.CLA27C08.2-2D - DENG	2010	Manual AP - Doc 1510050434
REGIONAL FLOOD CONTROL/TREAS	1110000746	10/05/2009	(41,158.23)	RF.CLA27C08.2-2D - DENG	2010	Manual AP - Doc 1510050435
REGIONAL FLOOD CONTROL/TREAS	1012017551	06/30/2012	4,653.78	RF.CLA27C08.2-2D - DENG	2012	Manual AP - Doc 1513027122
REGIONAL FLOOD CONTROL/TREAS	1913002424	09/21/2012	(4,653.78)	RF.CLA27C08.2-2D - DENG	2013	Manual AP - Doc 1513027122
REGIONAL FLOOD CONTROL/TREAS	1009019049	06/30/2009	16,336.92	RF.CLA27C08.2-2D - DENG	2009	Manual AP - Doc 1510006235
REGIONAL FLOOD CONTROL/TREAS	1910001036	09/04/2009	(16,336.92)	RF.CLA27C08.2-2D - DENG	2010	Manual AP - Doc 1510006235
REGIONAL FLOOD CONTROL/TREAS	1010017981	06/30/2010	13,263.17	RF.CLA27C08.2-2D - DENG	2010	Manual AP - 1511056381
REGIONAL FLOOD CONTROL/TREAS	1010017981	06/30/2010	297.51	RF.CLA27C08.2-2D - DENG	2010	Manual AP - 1511056382
REGIONAL FLOOD CONTROL/TREAS	1911002714	11/03/2010	(13,263.17)	RF.CLA27C08.2-2D - DENG	2011	Manual AP - 1511056381
REGIONAL FLOOD CONTROL/TREAS	1911002714	11/03/2010	(297.51)	RF.CLA27C08.2-2D - DENG	2011	Manual AP - 1511056382
REGIONAL FLOOD CONTROL/TREAS	1013018959	06/30/2013	78.42	RF.CLA27C08.2-2D - DENG	2013	Manual AP - Doc 1514002866
REGIONAL FLOOD CONTROL/TREAS	1914001405	08/22/2013	(78.42)	RF.CLA27C08.2-2D - DENG	2014	Manual AP - Doc 1514002866
REGIONAL FLOOD CONTROL/TREAS	1013019016	06/30/2013	705.78	RF.CLA27C08.2-2D - DENG	2013	Manual AP - Doc 1514014441
REGIONAL FLOOD CONTROL/TREAS	1914001531	09/04/2013	(705.78)	RF.CLA27C08.2-2D - DENG	2014	Manual AP - Doc 1514014441

Project Audit Report

Project: RF.CLA27C08, Flamingo Diversion - Rainbow Branch

Status: Open

5/13/2019



REGIONAL FLOOD CONTROL/TREAS 1014012086	06/30/2014	5,621.97	RF.CLA27C08.2-2D - DENG	2014	Manual AP - Doc 1515001175
REGIONAL FLOOD CONTROL/TREAS 1915001085	08/30/2014	(5,621.97)	RF.CLA27C08.2-2D - DENG	2015	Manual AP - Doc 1515001175
REGIONAL FLOOD CONTROL/TREAS 1014012156	06/30/2014	165.87	RF.CLA27C08.2-2D - DENG	2014	Manual AP - Doc 1515030275
REGIONAL FLOOD CONTROL/TREAS 1915002042	09/19/2014	(165.87)	RF.CLA27C08.2-2D - DENG	2015	Manual AP - Doc 1515030275
REGIONAL FLOOD CONTROL/TREAS 1015012311	06/30/2015	53.35	RF.CLA27C08.2-2D - DENG	2015	Manual AP - Doc 1516005603
REGIONAL FLOOD CONTROL/TREAS 1015012311	06/30/2015	2,351.88	RF.CLA27C08.2-2D - DENG	2015	Manual AP - Doc 1516008292
REGIONAL FLOOD CONTROL/TREAS 1015012311	06/30/2015	3,144.87	RF.CLA27C08.2-2D - DENG	2015	Manual AP - Doc 1516008293
REGIONAL FLOOD CONTROL/TREAS 1916000594	08/20/2015	(53.35)	RF.CLA27C08.2-2D - DENG	2016	Manual AP - Doc 1516005603
REGIONAL FLOOD CONTROL/TREAS 1916000594	08/20/2015	(2,351.88)	RF.CLA27C08.2-2D - DENG	2016	Manual AP - Doc 1516008292
REGIONAL FLOOD CONTROL/TREAS 1916000594	08/20/2015	(3,144.87)	RF.CLA27C08.2-2D - DENG	2016	Manual AP - Doc 1516008293
REGIONAL FLOOD CONTROL/TREAS 1015012327	06/30/2015	7,073.76	RF.CLA27C08.2-2D - DENG	2015	Manual AP - Doc 1516015603
REGIONAL FLOOD CONTROL/TREAS 1015012327	06/30/2015	401.21	RF.CLA27C08.2-2D - DENG	2015	Manual AP - Doc 1516016431
REGIONAL FLOOD CONTROL/TREAS 1916001027	08/24/2015	(7,073.76)	RF.CLA27C08.2-2D - DENG	2016	Manual AP - Doc 1516015603
REGIONAL FLOOD CONTROL/TREAS 1916001027	08/24/2015	(401.21)	RF.CLA27C08.2-2D - DENG	2016	Manual AP - Doc 1516016431
REGIONAL FLOOD CONTROL/TREAS 1017003238	10/31/2016	(392.46)	RF.CLA27C08.2-2D - DENG	2017	Reclass to correct cost center
REGIONAL FLOOD CONTROL/TREAS 1017003238	10/31/2016	(39.54)	RF.CLA27C08.2-2D - DENG	2017	Reclass to correct cost center
REGIONAL FLOOD CONTROL/TREAS 1017003238	10/31/2016	392.46	RF.CLA27C08.2-2D - DENG	2017	Reclass to correct cost center
REGIONAL FLOOD CONTROL/TREAS 1017003238	10/31/2016	39.54	RF.CLA27C08.2-2D - DENG	2017	Reclass to correct cost center
REGIONAL FLOOD CONTROL/TREAS 1016012396	06/30/2016	6,070.92	RF.CLA27C08.2-2D - DENG	2016	Manual AP - Doc 1517013260
REGIONAL FLOOD CONTROL/TREAS 1016012396	06/30/2016	4,898.49	RF.CLA27C08.2-2D - DENG	2016	Manual AP - Doc 1517013261
REGIONAL FLOOD CONTROL/TREAS 1917000867	08/18/2016	(6,070.92)	RF.CLA27C08.2-2D - DENG	2017	Manual AP - Doc 1517013260
REGIONAL FLOOD CONTROL/TREAS 1917000867	08/18/2016	(4,898.49)	RF.CLA27C08.2-2D - DENG	2017	Manual AP - Doc 1517013261
REGIONAL FLOOD CONTROL/TREAS 1917038337	06/30/2017	1,159.47	RF.CLA27C08.2-2D - DENG	2017	Manual AP - Doc 1518001578
REGIONAL FLOOD CONTROL/TREAS 1918001016	08/14/2017	(1,159.47)	RF.CLA27C08.2-2D - DENG	2018	Manual AP - Doc 1518001578
REGIONAL FLOOD CONTROL/TREAS 1117001034	06/30/2017	197.34	RF.CLA27C08.2-2D - DENG	2017	Manual AP - Doc 1518019551
REGIONAL FLOOD CONTROL/TREAS 1118000187	09/05/2017	(197.34)	RF.CLA27C08.2-2D - DENG	2018	Manual AP - Doc 1518019551
PUBLIC WORKS/CC TREAS 1518035326	10/02/2017	6,287.31	RF.CLA27C08.2-2D - DENG	2018	Atkins; 3118023690
PUBLIC WORKS/CC TREAS 1518047578	11/01/2017	2,087.31	RF.CLA27C08.2-2D - DENG	2018	Atkins North America; 3118034568
PUBLIC WORKS/CC TREAS 1518115953	04/13/2018	440.34	RF.CLA27C08.2-2D - DENG	2018	Atkins;3118096856
PUBLIC WORKS/CC TREAS 1519111175	03/29/2019	114,092.45	RF.CLA27C08.2-2D - DENG	2019	1019054752
PUBLIC WORKS/CC TREAS 1510006235	07/10/2009	16,336.92	RF.CLA27C08.2-2D - DENG	2010	PBS&J
PUBLIC WORKS/CC TREAS 1518019551	08/22/2017	197.34	RF.CLA27C08.2-2D - DENG	2018	Atkins North America; 3118009922
PUBLIC WORKS/CC TREAS 1517025290	09/01/2016	3,086.01	RF.CLA27C08.2-2D - DENG	2017	Atkins; 3117013687
PUBLIC WORKS/CC TREAS 1517053680	11/15/2016	4,082.88	RF.CLA27C08.2-2D - DENG	2017	Atkins; 3117039963
PUBLIC WORKS/CC TREAS 1517062306	12/02/2016	3,805.11	RF.CLA27C08.2-2D - DENG	2017	Atkins North America; 3117046262
PUBLIC WORKS/CC TREAS 1517070890	12/20/2016	2,706.99	RF.CLA27C08.2-2D - DENG	2017	Atkins North America; 3117052774
PUBLIC WORKS/CC TREAS 1517084884	01/24/2017	4,333.95	RF.CLA27C08.2-2D - DENG	2017	Atkins North America; 3117063368
PUBLIC WORKS/CC TREAS 1517105099	03/13/2017	3,973.44	RF.CLA27C08.2-2D - DENG	2017	Atkins; 3117081721
PUBLIC WORKS/CC TREAS 1517115201	04/04/2017	2,255.40	RF.CLA27C08.2-2D - DENG	2017	Atkins; 3117089840
PUBLIC WORKS/CC TREAS 1517139396	06/02/2017	3,029.64	RF.CLA27C08.2-2D - DENG	2017	Atkins North America; 3117111499

Project Audit Report

Project: RF.CLA27C08, Flamingo Diversion - Rainbow Branch

Status: Open

5/13/2019

PUBLIC WORKS/CC TREAS	1517146254	06/19/2017	2,377.80	RF.CLA27C08.2-2D - DENG	2017 Atkins North America; 3117118570
PUBLIC WORKS/CC TREAS	1517150104	06/26/2017	2,669.13	RF.CLA27C08.2-2D - DENG	2017 Atkins North America; 3117121752
PUBLIC WORKS/CC TREAS	1518001578	07/07/2017	1,159.47	RF.CLA27C08.2-2D - DENG	2018 Atkins; 3117126345
PUBLIC WORKS/CC TREAS	1516039684	10/09/2015	2,986.89	RF.CLA27C08.2-2D - DENG	2016 Atkins; 3116026028
PUBLIC WORKS/CC TREAS	1516046708	11/02/2015	1,018.80	RF.CLA27C08.2-2D - DENG	2016 Atkins; 3116033680
PUBLIC WORKS/CC TREAS	1516071839	01/04/2016	1,654.23	RF.CLA27C08.2-2D - DENG	2016 Atkins North America; 3116053953
PUBLIC WORKS/CC TREAS	1516071840	01/04/2016	791.73	RF.CLA27C08.2-2D - DENG	2016 Atkins North America; 3116053956
PUBLIC WORKS/CC TREAS	1516082895	02/01/2016	942.08	RF.CLA27C08.2-2D - DENG	2016 ABC Imaging; 3116061405
PUBLIC WORKS/CC TREAS	1516099550	03/14/2016	392.46	RF.CLA27C08.2-2D - DENG	2016 Atkins; 3116080078
PUBLIC WORKS/CC TREAS	1516102487	03/21/2016	39.54	RF.CLA27C08.2-2D - DENG	2016 ABC Imaging; 3116083026
PUBLIC WORKS/CC TREAS	1516112516	04/15/2016	8,004.33	RF.CLA27C08.2-2D - DENG	2016 Atkins North America; 3116092800
PUBLIC WORKS/CC TREAS	1516119831	05/04/2016	1,443.96	RF.CLA27C08.2-2D - DENG	2016 Atkins; 3116099485
PUBLIC WORKS/CC TREAS	1516141201	06/23/2016	8,029.62	RF.CLA27C08.2-2D - DENG	2016 Atkins North America; 3116118811
PUBLIC WORKS/CC TREAS	1516141238	06/23/2016	5,029.65	RF.CLA27C08.2-2D - DENG	2016 Atkins North America; 3116118815
PUBLIC WORKS/CC TREAS	1517013260	08/01/2016	6,070.92	RF.CLA27C08.2-2D - DENG	2017 Atkins North America; 3117003061
PUBLIC WORKS/CC TREAS	1517013261	08/01/2016	4,898.49	RF.CLA27C08.2-2D - DENG	2017 Atkins North America; 3117003063
PUBLIC WORKS/CC TREAS	1515057563	11/20/2014	436.67	RF.CLA27C08.2-2D - DENG	2015 Atkins North America; 3115039288
PUBLIC WORKS/CC TREAS	1515067051	12/11/2014	18,009.24	RF.CLA27C08.2-2D - DENG	2015 Atkins North America; 3115045739
PUBLIC WORKS/CC TREAS	1515083554	01/26/2015	31,351.86	RF.CLA27C08.2-2D - DENG	2015 Atkins; 3115059556
PUBLIC WORKS/CC TREAS	1515089674	02/09/2015	23,119.53	RF.CLA27C08.2-2D - DENG	2015 Atkins; 3115064561
PUBLIC WORKS/CC TREAS	1515098290	03/02/2015	30,598.69	RF.CLA27C08.2-2D - DENG	2015 Atkins; 3115071651
PUBLIC WORKS/CC TREAS	1515110884	04/02/2015	1,383.48	RF.CLA27C08.2-2D - DENG	2015 Atkins; 3115083087
PUBLIC WORKS/CC TREAS	1515119844	04/23/2015	4,544.35	RF.CLA27C08.2-2D - DENG	2015 Atkins; 3115091271
PUBLIC WORKS/CC TREAS	1515125971	05/11/2015	3,820.74	RF.CLA27C08.2-2D - DENG	2015 Atkins North America; 3115097721
PUBLIC WORKS/CC TREAS	1516005603	07/14/2015	53.35	RF.CLA27C08.2-2D - DENG	2016 ABC Imaging; 3115121075
PUBLIC WORKS/CC TREAS	1516008292	07/17/2015	2,351.88	RF.CLA27C08.2-2D - DENG	2016 Atkins; 3115122032
PUBLIC WORKS/CC TREAS	1516008293	07/17/2015	3,144.87	RF.CLA27C08.2-2D - DENG	2016 Atkins; 3115122033
PUBLIC WORKS/CC TREAS	1516015603	08/07/2015	7,073.76	RF.CLA27C08.2-2D - DENG	2016 Atkins North America; 3116005935
PUBLIC WORKS/CC TREAS	1516016431	08/10/2015	401.21	RF.CLA27C08.2-2D - DENG	2016 ABC Imaging; 3116006046
PUBLIC WORKS/CC TREAS	1515030275	09/12/2014	165.87	RF.CLA27C08.2-2D - DENG	2015 Atkins North America; 3115017243
PUBLIC WORKS/CC TREAS	1514090951	05/14/2014	4,272.48	RF.CLA27C08.2-2D - DENG	2014 Atkins North America; 3114099800
PUBLIC WORKS/CC TREAS	1515001175	07/01/2014	5,621.97	RF.CLA27C08.2-2D - DENG	2015 Atkins North America; 3114117765
PUBLIC WORKS/CC TREAS	1514014441	08/23/2013	705.78	RF.CLA27C08.2-2D - DENG	2014 Atkins North America; 3114010392
PUBLIC WORKS/CC TREAS	1512105802	01/26/2012	1,253.25	RF.CLA27C08.2-2D - DENG	2012 Atkins North America; 3112075610
PUBLIC WORKS/CC TREAS	1513027122	08/29/2012	4,653.78	RF.CLA27C08.2-2D - DENG	2013 Atkins North America; 3113015054
PUBLIC WORKS/CC TREAS	1510050434	09/25/2009	28,060.23	RF.CLA27C08.2-2D - DENG	2010 PBS&J
PUBLIC WORKS/CC TREAS	1510050435	09/25/2009	41,158.23	RF.CLA27C08.2-2D - DENG	2010 PBS&J
PUBLIC WORKS/CC TREAS	1510050436	09/25/2009	53,213.90	RF.CLA27C08.2-2D - DENG	2010 PBS&J
PUBLIC WORKS/CC TREAS	1513069668	11/27/2012	4,022.58	RF.CLA27C08.2-2D - DENG	2013 Atkins; 3113050631
PUBLIC WORKS/CC TREAS	1513069669	11/27/2012	12,155.01	RF.CLA27C08.2-2D - DENG	2013 Atkins; 3113050633



Project Audit Report

Project: RF.CLA27C08, Flamingo Diversion - Rainbow Branch

Status: Open

5/13/2019



PUBLIC WORKS/CC TREAS	1513094352	01/22/2013	5,422.74	RF.CLA27C08.2-2D - DENG	2013	Atkins North America; 3113071031
PUBLIC WORKS/CC TREAS	1513094353	01/22/2013	25,198.02	RF.CLA27C08.2-2D - DENG	2013	Atkins North America; 3113071032
PUBLIC WORKS/CC TREAS	1513109258	02/22/2013	45,866.91	RF.CLA27C08.2-2D - DENG	2013	Atkins North America; 3113085047
PUBLIC WORKS/CC TREAS	1513115415	05/30/2013	52,162.76	RF.CLA27C08.2-2D - DENG	2013	Atkins North America; 3113091641
PUBLIC WORKS/CC TREAS	1513129069	04/23/2013	6,295.31	RF.CLA27C08.2-2D - DENG	2013	Atkins;3113106901
PUBLIC WORKS/CC TREAS	1513145869	06/14/2013	2,345.94	RF.CLA27C08.2-2D - DENG	2013	Atkins North America; 3113126318
PUBLIC WORKS/CC TREAS	1514002866	07/12/2013	78.42	RF.CLA27C08.2-2D - DENG	2014	Atkins North America; 3113135801
PUBLIC WORKS/CC TREAS	1510106831	01/05/2010	3,801.67	RF.CLA27C08.2-2D - DENG	2010	PBS&J
PUBLIC WORKS/CC TREAS	1510106832	01/05/2010	2,103.30	RF.CLA27C08.2-2D - DENG	2010	PBS&J
PUBLIC WORKS/CC TREAS	1510106833	01/05/2010	34,270.83	RF.CLA27C08.2-2D - DENG	2010	PBS&J
PUBLIC WORKS/CC TREAS	1510150002	03/23/2010	39,503.45	RF.CLA27C08.2-2D - DENG	2010	PBS&J; doc# 3110110565
PUBLIC WORKS/CC TREAS	1510150003	03/23/2010	38,030.06	RF.CLA27C08.2-2D - DENG	2010	PBS&J; doc# 3110110569
PUBLIC WORKS/CC TREAS	1510150003	03/23/2010	2,012.91	RF.CLA27C08.2-2D - DENG	2010	PBS&J; doc# 3110110569
PUBLIC WORKS/CC TREAS	1510201672	06/14/2010	50,560.12	RF.CLA27C08.2-2D - DENG	2010	PBS&J; doc# 3110148725
PUBLIC WORKS/CC TREAS	1510201672	06/14/2010	16,278.45	RF.CLA27C08.2-2D - DENG	2010	PBS&J; doc# 3110148725
PUBLIC WORKS/CC TREAS	1510210136	06/25/2010	28,769.01	RF.CLA27C08.2-2D - DENG	2010	PBS&J; doc# 3110156568
PUBLIC WORKS/CC TREAS	1510210136	06/25/2010	20,564.30	RF.CLA27C08.2-2D - DENG	2010	PBS&J; doc# 3110156568
PUBLIC WORKS/CC TREAS	1511056381	09/27/2010	13,263.17	RF.CLA27C08.2-2D - DENG	2011	PBS&J; doc #3111028804
PUBLIC WORKS/CC TREAS	1511056382	09/27/2010	297.51	RF.CLA27C08.2-2D - DENG	2011	PBS&J; doc #3111028810
PUBLIC WORKS/CC TREAS	1511076364	11/03/2010	188.23	RF.CLA27C08.2-2D - DENG	2011	PBS&J; 3111042831

WBS Total

\$882,810.01

REGIONAL FLOOD CONTROL/TREAS	1109002540	06/30/2009	85.95	RF.CLA27C08.6 - ENVR	2009	Manual AP - Doc 1510050434
REGIONAL FLOOD CONTROL/TREAS	1110000746	10/05/2009	(85.95)	RF.CLA27C08.6 - ENVR	2010	Manual AP - Doc 1510050434
PUBLIC WORKS/CC TREAS	1510050434	09/25/2009	85.95	RF.CLA27C08.6 - ENVR	2010	PBS&J
PUBLIC WORKS/CC TREAS	1510106832	01/05/2010	2,880.30	RF.CLA27C08.6 - ENVR	2010	PBS&J
PUBLIC WORKS/CC TREAS	1510106833	01/05/2010	3,827.16	RF.CLA27C08.6 - ENVR	2010	PBS&J
PUBLIC WORKS/CC TREAS	1510150003	03/23/2010	373.88	RF.CLA27C08.6 - ENVR	2010	PBS&J; doc# 3110110569
PUBLIC WORKS/CC TREAS	1510201672	06/14/2010	1,252.11	RF.CLA27C08.6 - ENVR	2010	PBS&J; doc# 3110148725
PUBLIC WORKS/CC TREAS	1510210136	06/25/2010	371.69	RF.CLA27C08.6 - ENVR	2010	PBS&J; doc# 3110156568

WBS Total

\$8,791.09

REGIONAL FLOOD CONTROL/TREAS	1013018959	06/30/2013	4,416.48	RF.CLA27C08.7 - OTHE	2013	Manual AP - Doc 1514002866
REGIONAL FLOOD CONTROL/TREAS	1914001405	08/22/2013	(4,416.48)	RF.CLA27C08.7 - OTHE	2014	Manual AP - Doc 1514002866
REGIONAL FLOOD CONTROL/TREAS	1013019016	06/30/2013	8,523.45	RF.CLA27C08.7 - OTHE	2013	Manual AP - Doc 1514014441
REGIONAL FLOOD CONTROL/TREAS	1914001531	09/04/2013	(8,523.45)	RF.CLA27C08.7 - OTHE	2014	Manual AP - Doc 1514014441
REGIONAL FLOOD CONTROL/TREAS	1014012086	06/30/2014	24.54	RF.CLA27C08.7 - OTHE	2014	Manual AP - Doc 1515001175
REGIONAL FLOOD CONTROL/TREAS	1915001085	08/30/2014	(24.54)	RF.CLA27C08.7 - OTHE	2015	Manual AP - Doc 1515001175
REGIONAL FLOOD CONTROL/TREAS	1017038337	06/30/2017	3,554.25	RF.CLA27C08.7 - OTHE	2017	Manual AP - Doc 1518001578
REGIONAL FLOOD CONTROL/TREAS	1918001016	08/14/2017	(3,554.25)	RF.CLA27C08.7 - OTHE	2018	Manual AP - Doc 1518001578

Project Audit Report

Project: RF.CLA27C08, Flamingo Diversion - Rainbow Branch

Status: Open

5/13/2019



REGIONAL FLOOD CONTROL/TREAS	1117001034	06/30/2017	11,142.06	RF.CLA27C08.7 - OTHE	2017 Manual AP - Doc 1518019551
REGIONAL FLOOD CONTROL/TREAS	1118000187	09/05/2017	(11,142.06)	RF.CLA27C08.7 - OTHE	2018 Manual AP - Doc 1518019551
PUBLIC WORKS/CC TREAS	1518035326	10/02/2017	5,776.95	RF.CLA27C08.7 - OTHE	2018 Atkins; 3118023690
PUBLIC WORKS/CC TREAS	1518047578	11/01/2017	5,945.31	RF.CLA27C08.7 - OTHE	2018 Atkins North America; 3118034568
PUBLIC WORKS/CC TREAS	1518115953	04/13/2018	10,290.11	RF.CLA27C08.7 - OTHE	2018 Atkins;3118096856
PUBLIC WORKS/CC TREAS	1518019551	08/22/2017	11,142.06	RF.CLA27C08.7 - OTHE	2018 Atkins North America; 3118009922
PUBLIC WORKS/CC TREAS	1518001578	07/07/2017	3,554.25	RF.CLA27C08.7 - OTHE	2018 Atkins; 3117126345
PUBLIC WORKS/CC TREAS	1515057563	11/20/2014	1,502.28	RF.CLA27C08.7 - OTHE	2015 Atkins North America; 3115039288
PUBLIC WORKS/CC TREAS	1515031431	09/16/2014	1,167.18	RF.CLA27C08.7 - OTHE	2015 Atkins North America; 3115018241
PUBLIC WORKS/CC TREAS	1514032920	10/29/2013	3,704.64	RF.CLA27C08.7 - OTHE	2014 Atkins North America; 3114033791
PUBLIC WORKS/CC TREAS	1514071940	03/14/2014	4,647.21	RF.CLA27C08.7 - OTHE	2014 Atkins North America; 3114079807
PUBLIC WORKS/CC TREAS	1514090951	05/14/2014	4,804.76	RF.CLA27C08.7 - OTHE	2014 Atkins North America; 3114099800
PUBLIC WORKS/CC TREAS	1515001175	07/01/2014	24.54	RF.CLA27C08.7 - OTHE	2015 Atkins North America; 3114117765
PUBLIC WORKS/CC TREAS	1514014441	08/23/2013	8,523.45	RF.CLA27C08.7 - OTHE	2014 Atkins North America; 3114010392
PUBLIC WORKS/CC TREAS	1513115415	05/30/2013	246.12	RF.CLA27C08.7 - OTHE	2013 Atkins North America; 3113091641
PUBLIC WORKS/CC TREAS	1513129069	04/23/2013	5,957.31	RF.CLA27C08.7 - OTHE	2013 Atkins;3113106901
PUBLIC WORKS/CC TREAS	1514002866	07/12/2013	4,416.48	RF.CLA27C08.7 - OTHE	2014 Atkins North America; 3113135801
	WBS Total		\$71,702.65		
	Purchase Order Total		\$980,601.33		
	Project Expense Total		\$980,601.33		

CLARK COUNTY
REGIONAL FLOOD CONTROL DISTRICT
AGENDA ITEM

SUBJECT:

TROPICANA WASH AT SWENSON STREET
THIRD AMENDMENT TO THE FINAL ACCOUNTING REPORT AND PROJECT
CLOSEOUT

PETITIONER:

STEVEN C. PARRISH, P.E., GENERAL MANAGER/CHIEF ENGINEER

RECOMMENDATION OF PETITIONER:

THAT THE BOARD ACCEPT THE THIRD AMENDMENT TO THE FINAL ACCOUNTING
REPORT AND PROJECT CLOSEOUT – CLA10G12 (FOR POSSIBLE ACTION)

FISCAL IMPACT: (\$328.97) – Fund 4430.000

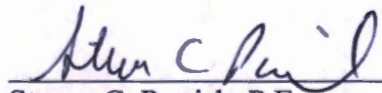
BACKGROUND:

On December 10, 2015, the Board took action to accept the final accounting report and closeout the interlocal contract for the Tropicana Wash at Swenson Street project.

It has been determined that the contractor on this project filed bankruptcy and owes Clark County \$12,915.04, and through court settlement, will be paid in four quarterly distributions, based on a pro rata share. It is estimated to take 8 to 10 years for full payment. Staff has confirmed that the refund is due to the project.

The District is requesting an amendment to the final accounting report and project closeout. Approval of this item by the Board of Directors will allow \$328.97 to be refunded to the District and applied to the Tropicana Wash at Swenson Street project and amend the final accounting report as stated.

Respectfully submitted,



Steven C. Parrish, P.E.
General Manager/Chief Engineer

TAC AGENDA ITEM #07 Date: 05/30/19	RFCD AGENDA ITEM # Date: 06/13/19
CAC AGENDA ITEM #07 Date: 06/03/19	

Regional Flood Control District
AGENDA ITEM DEVELOPMENT

Staff Discussion:

Date: 05/20/19

TROPICANA WASH AT SWENSON STREET
THIRD AMENDMENT TO THE FINAL ACCOUNTING REPORT AND PROJECT CLOSEOUT –
CLA10G12

On December 10, 2015, the Board took action to accept the final accounting report and closeout the interlocal contract for the Tropicana Wash at Swenson Street project.

It has been determined that the contractor on this project filed bankruptcy and owes Clark County \$12,915.04, and through court settlement, will be paid in four quarterly distributions, based on a pro rata share. It is estimated to take 8 to 10 years for full payment. Staff has confirmed that the refund is due to the project.

The District is requesting an amendment to the final accounting report and project closeout. Approval of this item by the Board of Directors will allow \$328.97 to be refunded to the District and applied to the Tropicana Wash at Swenson Street project and amend the final accounting report as stated.

Staff Recommendation:

Accept the third amendment to the final accounting report and project closeout.

Discussion by Technical Advisory Committee:

AGENDA
#07 Date: 05/30/19

Recommendation:

Discussion by Citizens Advisory Committee:

AGENDA
#07 Date: 06/03/19

Recommendation:

**Clark County Regional Flood Control District
Final Accounting Report
Report Date 4/30/2019**



Project: CLA10G12, Tropicana Wash at Swenson Street
Interlocal Value: \$7,081,097.58


Funding Category	Right of Way	Predesign	Design	Construction	Construction Mgt	Environmental	Other
Interlocal Funding Allocation	\$0.00	\$0.00	\$0.00	\$5,843,222.11	\$1,237,875.47	\$0.00	\$0.00
Amount Spent by Category	\$0.00	\$0.00	\$0.00	\$5,842,893.14	\$1,237,875.47	\$0.00	\$0.00
Remaining by Category	\$0.00	\$0.00	\$0.00	\$328.97	\$0.00	\$0.00	\$0.00

<u>Funding / Expenditure Summary</u>	
Interlocal Agreement:	\$7,081,097.58
Minus Amount Spent:	\$7,080,768.61
Amount to be Returned for Future Use:	\$328.97

ID Miles: TRWA0017, TRWA0019, TRWA0034, TRWA0041

Concur:

Accepted and Approved:


DATE 4-30-19

DATE

Project Audit Report

Project: RF.CLA10G12, Tropicana Wash at Swenson Street

Status: Closed

4/30/2019

Purchase Order - none



<u>Vendor</u>	<u>Invoice #</u>	<u>Invoice Date</u>	<u>Amount</u>	<u>WBS</u>	<u>FY</u>	<u>Memo/Text</u>
REGIONAL FLOOD CONTROL/TREAS	1013018959	06/30/2013	31,087.21	RF.CLA10G12.2-3 - CENG	2013	Manual AP - Doc 1514007384
REGIONAL FLOOD CONTROL/TREAS	1914001405	08/22/2013	(31,087.21)	RF.CLA10G12.2-3 - CENG	2014	Manual AP - Doc 1514007384
REGIONAL FLOOD CONTROL/TREAS	1014012086	06/30/2014	43,555.69	RF.CLA10G12.2-3 - CENG	2014	Manual AP - Doc 1515015122
REGIONAL FLOOD CONTROL/TREAS	1915001085	08/30/2014	(43,555.69)	RF.CLA10G12.2-3 - CENG	2015	Manual AP - Doc 1515015122
PUBLIC WORKS/CC TREAS	1515031446	09/16/2014	33,867.47	RF.CLA10G12.2-3 - CENG	2015	HDR Engineering; 3115018424
PUBLIC WORKS/CC TREAS	1515050817	11/05/2014	23,777.25	RF.CLA10G12.2-3 - CENG	2015	HDR; 3115034668
PUBLIC WORKS/CC TREAS	1515061514	12/02/2014	11,779.25	RF.CLA10G12.2-3 - CENG	2015	HDR; 3115042422
PUBLIC WORKS/CC TREAS	1515079260	01/14/2015	1,942.85	RF.CLA10G12.2-3 - CENG	2015	HDR; 3115055879
PUBLIC WORKS/CC TREAS	1515143121	06/18/2015	1,785.62	RF.CLA10G12.2-3 - CENG	2015	HDR; 3115112552
PUBLIC WORKS/CC TREAS	1516039701	10/09/2015	296,458.46	RF.CLA10G12.2-3 - CENG	2016	CCPW Mapower; 1016002725
PUBLIC WORKS/CC TREAS	1514007384	07/26/2013	31,087.21	RF.CLA10G12.2-3 - CENG	2014	G C Wallace; 3113138194
PUBLIC WORKS/CC TREAS	1514014450	08/23/2013	63,412.40	RF.CLA10G12.2-3 - CENG	2014	HDR Engineering; 3114010529
PUBLIC WORKS/CC TREAS	1514019345	09/12/2013	66,084.66	RF.CLA10G12.2-3 - CENG	2014	HDR Engineering; 3114016596
PUBLIC WORKS/CC TREAS	1514034475	11/01/2013	86,127.84	RF.CLA10G12.2-3 - CENG	2014	HDR Engineering; 3114034697
PUBLIC WORKS/CC TREAS	1514042299	12/03/2013	83,770.75	RF.CLA10G12.2-3 - CENG	2014	HDR; 3114043796
PUBLIC WORKS/CC TREAS	1514050256	01/02/2014	64,909.95	RF.CLA10G12.2-3 - CENG	2014	HDR; 3114052993
PUBLIC WORKS/CC TREAS	1514054396	01/16/2014	73,278.23	RF.CLA10G12.2-3 - CENG	2014	HDR Engineering; 3114058852
PUBLIC WORKS/CC TREAS	1514065205	02/20/2014	52,237.22	RF.CLA10G12.2-3 - CENG	2014	HDR Engineering; 3114071636
PUBLIC WORKS/CC TREAS	1514069951	03/10/2014	(52,237.22)	RF.CLA10G12.2-3 - CENG	2014	HDR Engineering; 3114071636
PUBLIC WORKS/CC TREAS	1514069952	03/10/2014	52,202.81	RF.CLA10G12.2-3 - CENG	2014	HDR Engineering; 3114077377
PUBLIC WORKS/CC TREAS	1514083534	04/22/2014	46,704.07	RF.CLA10G12.2-3 - CENG	2014	HDR; 3114092166
PUBLIC WORKS/CC TREAS	1514083535	04/22/2014	2,530.00	RF.CLA10G12.2-3 - CENG	2014	Kleinfelder; 3114092158
PUBLIC WORKS/CC TREAS	1514086937	05/02/2014	77,145.79	RF.CLA10G12.2-3 - CENG	2014	HDR; 3114096209
PUBLIC WORKS/CC TREAS	1514098424	06/02/2014	2,965.00	RF.CLA10G12.2-3 - CENG	2014	Kleinfelder; 3114106363
PUBLIC WORKS/CC TREAS	1514098431	06/02/2014	81,411.19	RF.CLA10G12.2-3 - CENG	2014	HDR; 3114108593
PUBLIC WORKS/CC TREAS	1514100266	06/06/2014	1,445.00	RF.CLA10G12.2-3 - CENG	2014	Kleinfelder; 3114108818
PUBLIC WORKS/CC TREAS	1514105714	06/19/2014	57,259.05	RF.CLA10G12.2-3 - CENG	2014	HDR; 3114113579
PUBLIC WORKS/CC TREAS	1515015122	08/05/2014	43,555.69	RF.CLA10G12.2-3 - CENG	2015	HDR; 3115004576
PUBLIC WORKS/CC TREAS	1515022295	08/25/2014	34,374.93	RF.CLA10G12.2-3 - CENG	2015	HDR; 3115011219
WBS Total			\$1,237,875.47			
REGIONAL FLOOD CONTROL/TREAS	1014012156	06/30/2014	122,713.87	RF.CLA10G12.3-1F - CONS	2014	Manual AP - Doc 1515026186
REGIONAL FLOOD CONTROL/TREAS	1915002042	09/19/2014	(122,713.87)	RF.CLA10G12.3-1F - CONS	2015	Manual AP - Doc 1515026186
REGIONAL FLOOD CONTROL/TREAS	1014012086	06/30/2014	156,512.29	RF.CLA10G12.3-1F - CONS	2014	Manual AP - Doc 1515010506
REGIONAL FLOOD CONTROL/TREAS	1915001085	08/30/2014	(156,512.29)	RF.CLA10G12.3-1F - CONS	2015	Manual AP - Doc 1515010506
REGIONAL FLOOD CONTROL/TREAS	1118001530	06/30/2018	(2,042.55)	RF.CLA10G12.3-1F - CONS	2018	AP Manual - Doc 1519019463
REGIONAL FLOOD CONTROL/TREAS	1119000255	08/27/2018	2,042.55	RF.CLA10G12.3-1F - CONS	2019	AP Manual - Doc 1519019463

Project Audit Report

Project: RF.CLA10G12, Tropicana Wash at Swenson Street

Status: Closed

4/30/2019



PUBLIC WORKS/CC TREAS	1519076479	01/03/2019	(657.94)	RF.CLA10G12.3-1F - CONS	2019 Reimbursement; Tropicana Wash at Swenson
PUBLIC WORKS/CC TREAS	1519110340	03/28/2019	(328.97)	RF.CLA10G12.3-1F - CONS	2019 Reimbursement; Tropicana Wash at Swenson
PUBLIC WORKS/CC TREAS	1515033284	09/22/2014	148,569.61	RF.CLA10G12.3-1F - CONS	2015 Capriati Construction; 3115020314
PUBLIC WORKS/CC TREAS	1515045541	10/21/2014	(3,884.16)	RF.CLA10G12.3-1F - CONS	2015 Capriati Construction; 311503385
PUBLIC WORKS/CC TREAS	1515111950	04/07/2015	119,364.57	RF.CLA10G12.3-1F - CONS	2015 Capriati; 3115085327
PUBLIC WORKS/CC TREAS	1515117024	04/17/2015	(174,000.00)	RF.CLA10G12.3-1F - CONS	2015 Capriati; 3115089317
PUBLIC WORKS/CC TREAS	1516039701	10/09/2015	56,569.52	RF.CLA10G12.3-1F - CONS	2016 CCPW Mapower; 1016002725
PUBLIC WORKS/CC TREAS	1519019463	08/20/2018	(2,042.55)	RF.CLA10G12.3-1F - CONS	2019 Reimbursement; Tropicana Wash at Swenson
PUBLIC WORKS/CC TREAS	1513049162	10/15/2012	1,285,833.00	RF.CLA10G12.3-1F - CONS	2013 NV Energy; 3113033756
PUBLIC WORKS/CC TREAS	1514012674	08/16/2013	81,440.07	RF.CLA10G12.3-1F - CONS	2014 Capriati Construction; 3114008142
PUBLIC WORKS/CC TREAS	1514021109	09/18/2013	144,043.87	RF.CLA10G12.3-1F - CONS	2014 Capriati Construction; 3114018759
PUBLIC WORKS/CC TREAS	1514030641	10/21/2013	443,201.31	RF.CLA10G12.3-1F - CONS	2014 Capriati Construction; 3114030612
PUBLIC WORKS/CC TREAS	1514040561	12/06/2013	24,340.00	RF.CLA10G12.3-1F - CONS	2014 NV Energy; 3114045631
PUBLIC WORKS/CC TREAS	1514042130	12/02/2013	649,283.28	RF.CLA10G12.3-1F - CONS	2014 Capriati Construction; 3114043212
PUBLIC WORKS/CC TREAS	1514050255	01/02/2014	571,715.87	RF.CLA10G12.3-1F - CONS	2014 Capriati Construction; 3114052957
PUBLIC WORKS/CC TREAS	1514060240	02/03/2014	246,754.55	RF.CLA10G12.3-1F - CONS	2014 Capriati Construction; 3114065142
PUBLIC WORKS/CC TREAS	1514066121	02/24/2014	752,712.11	RF.CLA10G12.3-1F - CONS	2014 Capriati Construction; 3114072905
PUBLIC WORKS/CC TREAS	1514074243	03/21/2014	305,473.17	RF.CLA10G12.3-1F - CONS	2014 Capriati Construction; 3114082207
PUBLIC WORKS/CC TREAS	1514087817	05/06/2014	402,651.99	RF.CLA10G12.3-1F - CONS	2014 Capriati Construction; 3114096851
PUBLIC WORKS/CC TREAS	1514098562	06/03/2014	478,814.45	RF.CLA10G12.3-1F - CONS	2014 Capriati; 3114106627
PUBLIC WORKS/CC TREAS	1515010506	07/23/2014	156,512.29	RF.CLA10G12.3-1F - CONS	2015 Capriati Construction; 3114122853
PUBLIC WORKS/CC TREAS	1515026186	09/03/2014	122,713.87	RF.CLA10G12.3-1F - CONS	2015 Capriati Construction; 3115013694
PUBLIC WORKS/CC TREAS	1515026194	09/03/2014	33,813.23	RF.CLA10G12.3-1F - CONS	2015 Capriati Construction; 3115013759
	WBS Total		\$5,842,893.14		
	Purchase Order Total		\$7,080,768.61		
	Project Expense Total		\$7,080,768.61		

CLARK COUNTY
REGIONAL FLOOD CONTROL DISTRICT
AGENDA ITEM

SUBJECT:

MAINTENANCE WORK PROGRAM (MWP) – THIRD QUARTER FISCAL YEAR 2018-19 STATUS REPORTS

PETITIONER:

STEVEN C. PARRISH, P.E., GENERAL MANAGER/CHIEF ENGINEER

RECOMMENDATION OF PETITIONER:

RECEIVE THE MAINTENANCE WORK PROGRAM THIRD QUARTER FISCAL YEAR 2018-19 STATUS REPORTS AS SUBMITTED BY THE ENTITIES

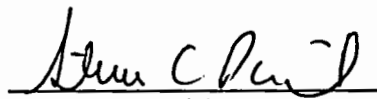
FISCAL IMPACT: None.

BACKGROUND: In accordance with the Board’s direction, the entities have submitted the Third Quarter Status Reports for the FY 2018-19 Maintenance Work Program (MWP). The reports indicate the status of work completed under the program through March 31, 2019, although the figures below represent only those expenses which have been submitted to the District for payment.

Below is a summary, by entity, of the Third Quarter Maintenance Work Program expenditures and the funding balance available by each Interlocal Contract for Fiscal Year 2018-19.

	FY 2018-19 Budget	Amount Spent	Funds Available
Boulder City	\$ 300,000.00	\$ 67,171.79	\$ 232,828.21
Clark County	6,991,700.00	1,620,518.75	5,371,181.25
Henderson	2,038,000.00	941,176.25	1,096,823.75
Las Vegas	2,825,000.00	1,066,265.98	1,758,734.02
Mesquite	444,800.00	142,723.52	302,076.48
North Las Vegas	1,717,500.00	1,164,117.87	553,382.13
Totals	\$14,317,000.00	\$5,001,974.16	\$9,315,025.84

Respectfully submitted,


Steven C. Parrish, P.E.
General Manager/Chief Engineer

TAC AGENDA ITEM #08 Date: 05/30/19	RFCD AGENDA ITEM #14 Date: 05/23/19
CAC AGENDA ITEM #08 Date: 06/03/19	

**Regional Flood Control District
AGENDA ITEM DEVELOPMENT**

Staff Discussion:

Date: 05/13/19

**MAINTENANCE WORK PROGRAM
THIRD QUARTER FISCAL YEAR 2018-19 STATUS REPORTS**

In accordance with the Board's direction, the entities have submitted the Third Quarter Status Reports for the FY 2018-19 Maintenance Work Program (MWP). The reports indicate the status of work completed under the program through March 31, 2019, although the figures below represent only those expenses which have been submitted to the District for payment.

Below is a summary, by entity, of the Third Quarter Maintenance Work Program expenditures and the funding balance available by each Interlocal Contract for Fiscal Year 2018-19.

	FY 2018-19 Budget	Amount Spent	Funds Available
Boulder City	\$ 300,000.00	\$ 67,171.79	\$ 232,828.21
Clark County	6,991,700.00	1,620,518.75	5,371,181.25
Henderson	2,038,000.00	941,176.25	1,096,823.75
Las Vegas	2,825,000.00	1,066,265.98	1,758,734.02
Mesquite	444,800.00	142,723.52	302,076.48
North Las Vegas	1,717,500.00	1,164,117.87	553,382.13
Totals	\$14,317,000.00	\$5,001,974.16	\$9,315,025.84

Staff Recommendation:

Accept the reports.

Discussion by Technical Advisory Committee:

AGENDA
#08 Date: 05/30/19

Recommendation:

Discussion by Citizens Advisory Committee:

AGENDA
#08 Date: 06/03/19

Recommendation:

**REGIONAL FLOOD CONTROL DISTRICT
MAINTENANCE WORK PROGRAM
QUARTERLY STATUS REPORT FY 2018-2019**

MWP Facility #: BC01

Entity: City of Boulder City

Facility Name: Hemenway Watershed

Date Prepared: _____

Quarter: 3rd

MP Facility ID: HMFL - 0000, HMKY - 0000, 0019, HMLM - 0000, 0001, 0002, 0003, 0025, 0027, 0040, 0044, 0064, 0065, 0066, 0077, 0080, 0081, 0082, 0085, 0096, HMLV - 0000, 0001, 0003, 0005, 0006, 0018, 0019, 0031, 0055, 0060, 0065, HMNE - 0000, 0001, HMPC - 0000, 0011, 0018, 0026, HMRB - 0000, HMTH - 0000, 0025, 0026, 0027, 0033, 0034, 0040, 0041, 0054, 0064, 0076, HMVL - 0000, 0001, 0002, 0003, 0004, 0015, 0022, 0027, 0028, 0030, 0041, 0042, 0058, 0064, 0065, 0066, 0074, 0088, HMWA - 0000, 0004, 005, 0012, 0013, 0068, 0069, 0103, 0104, 0105, 0126, 0127, 0147, 0148, 0154, 0155, 0156, 0157, 0158, 0160, 0172, 0173, 0175, 0176, 0178, 0181, 0182, 0184, 0185

Force Account/ Contract	Activity	Approved Work Plan Amount (\$)	Amended Work Plan Amount (\$)	Expended To Date (\$)	Percent Complete	Scheduled Completion Date
	3 Facility Assessment and Inventory	\$ 500.00	500.00	0.00	0%	Jun-19
	5 Inspect Channels	500.00	500.00	0.00	0%	Jun-19
	6 Inspect Levees/Detention and Debris Basins	500.00	500.00	0.00	0%	Jun-19
	8 Species Survey and Removal	0.00	0.00	0.00	#DIV/0!	Jun-19
	10 Clean and Reshape Channels/Levees	5,000.00	5,000.00	2,179.81	44%	Jun-19
	15 Repair Lined Channel	2,000.00	2,000.00	399.65	20%	Jun-19
	20 Erosion Control and Repair	1,300.00	1,300.00	473.00	36%	Jun-19
	21 Provide/Maintain Dust Control	500.00	500.00	359.57	72%	Jun-19
	25 Clean Detention Debris Basins	5,000.00	4,000.00	528.40	13%	Jun-19
	35 Fence Repair	1,000.00	900.00	0.00	0%	Jun-19
	40 Vegetation Control - Chemical	3,000.00	4,100.00	4,025.85	98%	Jun-19
	45 Vegetation Control - Mechanical	69,000.00	69,000.00	43,612.68	63%	Jun-19
	50 Maintain Access Road	2,000.00	2,000.00	0.00	0%	Jun-19
	55 Clean & Inspect Inlet/Outlet Structures	2,500.00	2,500.00	1,809.79	72%	Jun-19
	60 Repair Inlet/Outlet Structures	1,200.00	1,200.00	0.00	0%	Jun-19
	65 Clean Storm Sewer Lines	500.00	500.00	0.00	0%	Jun-19
	70 Storm Sewer Repair	0.00	0.00	0.00	#DIV/0!	Jun-19
	75 Clean/Flush Culverts & Bridges	500.00	500.00	0.00	0%	Jun-19
	80 Miscellaneous Work Activities	50,000.00	50,000.00	16,442.08	33%	Jun-19
	85 Engineering	37,000.00	37,000.00	0.00	0%	Jun-19
	90 Homeless Encampment Cleanup	0.00	0.00	0.00	#DIV/0!	Jun-19
	TOTALS	\$182,000.00	\$182,000.00	\$69,830.84	38%	

Delays or problem areas:

Work completed during current quarter:

Work to be completed during next quarter:

Consultant/
Contractor:
Project
Manager:

Jim Keane

Phone Number: 702-303-3008

**REGIONAL FLOOD CONTROL DISTRICT
MAINTENANCE WORK PROGRAM
QUARTERLY STATUS REPORT FY 2018-2019**

MWP Facility #: BC12
 Facility Name: Georgia/Buchanan Watershed
 MP Facility ID: GBAP - 0000, 0001, 0047, 0048, 0049, 0087, 0114, GBBC - 0001, 0002, 0003, 0030, 0031, 0047, 0048, 0062, 0063, 0108, 0109, 0110, 0146, 0148, 0149, 0150, 0151, 0152, 0153, 0155, 0172, GBGM - 0000, 0004, 0011, GBGR - 0000, 0001, 0002, 0036, 0040, 0100, 0111, 0112, 0130, 0131, 0188, 0203, 0215, 0217

Entity: City of Boulder City
 Date Prepared: _____
 Quarter: 3rd

Force Account/Contract	Activity	Approved Work Plan Amount (\$)	Amended Work Plan Amount (\$)	Expended To Date (\$)	Percent Complete	Scheduled Completion Date
	3 Facility Assessment and Inventory	\$ 500.00	500.00	0.00	0%	Jun-19
	5 Inspect Channels	500.00	500.00	0.00	0%	Jun-19
	6 Inspect Levees/Detention and Debris Basins	0.00	0.00	0.00	#DIV/0!	Jun-19
	8 Species Survey and Removal	0.00	0.00	0.00	#DIV/0!	Jun-19
	10 Clean and Reshape Channels/Levees	18,000.00	18,000.00	0.00	0%	Jun-19
	15 Repair Lined Channel	15,000.00	15,000.00	0.00	0%	Jun-19
	20 Erosion Control and Repair	9,000.00	9,000.00	0.00	0%	Jun-19
	21 Provide/Maintain Dust Control	500.00	500.00	0.00	0%	Jun-19
	25 Clean Detention Debris Basins	0.00	0.00	0.00	#DIV/0!	Jun-19
	35 Fence Repair	500.00	500.00	20.99	4%	Jun-19
	40 Vegetation Control - Chemical	500.00	500.00	0.00	0%	Jun-19
	45 Vegetation Control - Mechanical	10,000.00	10,000.00	4,380.95	44%	Jun-19
	50 Maintain Access Road	500.00	500.00	0.00	0%	Jun-19
	55 Clean & Inspect Inlet/Outlet Structures	2,000.00	2,000.00	0.00	0%	Jun-19
	60 Repair Inlet/Outlet Structures	1,000.00	1,000.00	0.00	0%	Jun-19
	65 Clean Storm Sewer Lines	1,000.00	1,000.00	0.00	0%	Jun-19
	70 Storm Sewer Repair	1,000.00	1,000.00	0.00	0%	Jun-19
	75 Clean/Flush Culverts & Bridges	2,000.00	2,000.00	0.00	0%	Jun-19
	80 Miscellaneous Work Activities	2,000.00	2,000.00	0.00	0%	Jun-19
	85 Engineering	1,000.00	1,000.00	0.00	0%	Jun-19
	90 Homeless Encampment Cleanup	0.00	\$0.00	0.00	#DIV/0!	Jun-19
TOTALS		\$ 65,000.00	\$65,000.00	\$4,401.94	7%	

Delays or problem areas: _____

Work completed during current quarter: _____

Work to be completed during next quarter: _____

Consultant/ Contractor/ Project Manager: Jim Keane Phone Number: 702-303-3008

**REGIONAL FLOOD CONTROL DISTRICT
MAINTENANCE WORK PROGRAM
QUARTERLY STATUS REPORT FY 2018-2019**

MWP Facility #: **BC03**

Facility Name: **North Railroad Watershed**

MP Facility ID: **NRBL - 0000, 0091, 0092, 0093, 0094, 0095, 0096, NRCN - 0000, NRIN - 0000, 0003, 0004, 0013, 0017, 0025, 0032, 0038, 0040, 0044, 0052, 0053, 0055, 0056, 0063, 0064, 0065, 0066, 0067, 0068, 0069, 0070, 0071, 0087, 0135, NRRR 0000, 0049, 0050, 0070, 0089,**

Entity: **City of Boulder City**

Date Prepared: _____

Quarter: **3rd**

Force Account/Contract	Activity	Approved Work Plan Amount (\$)	Amended Work Plan Amount (\$)	Expended To Date (\$)	Percent Complete	Scheduled Completion Date
	3 Facility Assessment and Inventory	450.00	450.00	0.00	0%	Jun-19
	5 Inspect Channels	100.00	100.00	0.00	0%	Jun-19
	6 Inspect Levees/Detention and Debris Basins	100.00	100.00	0.00	0%	Jun-19
	8 Storm Sewer Repair	0.00	0.00	0.00	#DIV/0!	Jun-19
	10 Clean and Reshape Channels/Levees	1,500.00	1,500.00	0.00	0%	Jun-19
	15 Repair Lined Channel	100.00	100.00	0.00	0%	Jun-19
	20 Erosion Control and Repair	5,000.00	4,500.00	1,775.94	39%	Jun-19
	21 Provide/Maintain Dust Control	100.00	100.00	0.00	0%	Jun-19
	25 Clean Detention Debris Basins	5,000.00	1,800.00	0.00	0%	Jun-19
	35 Fence Repair	150.00	150.00	0.00	0%	Jun-19
	40 Vegetation Control - Chemical	1,000.00	1,000.00	0.00	0%	Jun-19
	45 Vegetation Control - Mechanical	1,000.00	4,500.00	4,367.03	97%	Jun-19
	50 Maintain Access Road	500.00	300.00	0.00	0%	Jun-19
	55 Clean & Inspect Inlet/Outlet Structures	1,000.00	2,000.00	1,882.47	94%	Jun-19
	60 Repair Inlet/Outlet Structures	500.00	900.00	724.94	81%	Jun-19
	65 Clean Storm Sewer Lines	500.00	500.00	0.00	0%	Jun-19
	70 Storm Sewer Repair	\$0.00	0.00	0.00	#DIV/0!	Jun-19
	75 Clean/Flush Culverts & Bridges	500.00	500.00	0.00	0%	Jun-19
	80 Miscellaneous Work Activities	2,000.00	1,000.00	735.50	74%	Jun-19
	85 Engineering	500.00	500.00	0.00	0%	Jun-19
	90 Homeless Encampment Cleanup	\$0.00	0.00	0.00	#DIV/0!	Jun-19
	TOTALS	\$20,000.00	\$20,000.00	\$9,485.88	47%	

Delays or problem areas:

Work completed during current quarter:

Work to be completed during next quarter:

Consultant/
Contractor:
Project
Manager:

Jim Keane

Phone Number: **702-303-3008**

**REGIONAL FLOOD CONTROL DISTRICT
MAINTENANCE WORK PROGRAM
QUARTERLY STATUS REPORT FY 2018-2019**

MWP Facility #: **DCM**

Entity: **City of Boulder City**

Facility Name: **West Airport Watershed**

Date Prepared: _____

MP Facility ID: **WAAD - 0000, 0043, 0046, 0063, 0064, 0085, 0086, 0094, 0106, 0122,
WAAP - 0035, 0111, 0171, WABB - 0071, WADD - 0167, WAGN - 0000,
0015, 0020, WAGR - 0000, 0034, WARM - 0000,**

Quarter: **3rd**

Force Account/Contract	Activity	Approved Work Plan Amount (\$)	Amended Work Plan Amount (\$)	Expended To Date (\$)	Percent Complete	Scheduled Completion Date
	3 Facility Assessment and Inventory	500.00	500.00	0.00	0%	Jun-19
	5 Inspect Channels	500.00	500.00	0.00	0%	Jun-19
	6 Inspect Levees/Detention and Debris Basins	0.00	0.00	0.00	#DIV/0!	Jun-19
	8 Species Survey and Removal	0.00	0.00	0.00	#DIV/0!	Jun-19
	10 Clean and Reshape Channels/Levees	500.00	500.00	0.00	0%	Jun-19
	15 Repair Lined Channel	20,000.00	20,000.00	0.00	0%	Jun-19
	20 Erosion Control and Repair	2,000.00	2,000.00	0.00	0%	Jun-19
	21 Provide/Maintain Dust Control	500.00	500.00	0.00	0%	Jun-19
	25 Clean Detention Debris Basins	500.00	500.00	0.00	0%	Jun-19
	35 Fence Repair	500.00	500.00	0.00	0%	Jun-19
	40 Vegetation Control - Chemical	2,000.00	2,000.00	0.00	0%	Jun-19
	45 Vegetation Control - Mechanical	3,000.00	3,000.00	1,209.01	40%	Jun-19
	50 Maintain Access Road	500.00	500.00	0.00	0%	Jun-19
	55 Clean & Inspect Inlet/Outlet Structures	500.00	500.00	0.00	0%	Jun-19
	60 Repair Inlet/Outlet Structures	500.00	500.00	0.00	0%	Jun-19
	65 Clean Storm Sewer Lines	0.00	0.00	0.00	#DIV/0!	Jun-19
	70 Storm Sewer Repair	0.00	0.00	0.00	#DIV/0!	Jun-19
	75 Clean/Flush Culverts & Bridges	500.00	500.00	0.00	0%	Jun-19
	80 Miscellaneous Work Activities	500.00	500.00	0.00	0%	Jun-19
	85 Engineering	500.00	500.00	0.00	0%	Jun-19
	90 Homeless Encampment Cleanup	0.00	0.00	0.00	#DIV/0!	Jun-19
	TOTALS	\$33,000.00	\$33,000.00	\$1,209.01	4%	

Delays or problem areas:

Work completed during current quarter:

Work to be completed during next quarter:

Consultant/
Contractor:
Project
Manager:

Jim Keane

Phone Number: **702-303-3008**

**REGIONAL FLOOD CONTROL DISTRICT
MAINTENANCE WORK PROGRAM
QUARTERLY STATUS REPORT - FY 2018 - 2019**

MWP Facility #: CC 01
 Facility Name: Flamingo Wash
 MP Facility ID: F1FA 0000-0004 F2NB 0000-0048 F301 0000-0007
 MP Facility ID: F401 0000-0003 FLBF 0046-0328 FLBN 0001-0033 FLDI 0000-0105
 MP Facility ID: FLDN 0000-0160 FLDR 0000-0179 FLDS 0000-0750 FLF1 0000-0304
 MP Facility ID: FLF2 0000-0137 FLF3 0000-0198, FLF4 0000-0355 FLFA 0000-0037 FLCM 0000
 MP Facility ID: FLFL 0000-0147 FLHA 0000 FLJO 0000-0076 FLOQ 0000-0050 FLRB 0000-0062
 MP Facility ID: FLRO 0000 FLSE 0000-0128 FLSM 0000-0180 FLSP 0000 FLTR 0000-0347
 MP Facility ID: FLWA 0001-1443 RRWB 0000 RRFA 0000-0143 RRFC 0000 RRHU 0000-0129
 MP Facility ID: RRNA 0000-0097 RRNN 0000-0022 RRNS 0000-0010 RRR4 0000-0160

Entity: CLARK COUNTY
 Date Prepared: 4/29/2019
 Quarter: 3rd Quarter

Force Account/ Contract	Activity	Approved Work Plan Amount (\$)	Amended Work Plan Amount (\$)	Expended To Date (\$)	Percent Complete	Scheduled Completion Date
	3 Facility Assessment and Inventory	\$10,000.00	\$10,000.00	\$0.00		
	5 Inspect Channels	\$15,000.00	\$15,000.00	\$14,335.90		
	6 Inspect Levees, Deten/Debris Basins	\$30,000.00	\$30,000.00	\$17,632.42		
	8 Species Survey and Removal	\$0.00	\$0.00	\$0.00		
	10 Clean and Reshape Channels/Levees	\$60,000.00	\$110,000.00	\$82,090.74		
	15 Repair Lined Channel	\$20,000.00	\$20,000.00	\$0.00		
	20 Erosion Control and Repair	\$10,000.00	\$10,000.00	\$0.00		
	21 Provide/Maintain Dust Control	\$100,000.00	\$100,000.00	\$0.00		
	25 Clean Detention/Debris Basins	\$150,000.00	\$100,000.00	\$0.00		
	35 Fence Repair	\$20,000.00	\$20,000.00	\$17,094.23		
	40 Vegetation Control - Chemical	\$20,000.00	\$20,000.00	\$661.32		
	45 Vegetation Control - Mechanical	\$5,000.00	\$30,000.00	\$27,908.23		
	50 Maintain Access Road	\$5,000.00	\$5,000.00	\$1,667.49		
	55 Clean & Inspect Inlet/Outlet Structures	\$20,000.00	\$20,000.00	\$0.00		
	60 Repair Inlet/Outlet Structures	\$2,500.00	\$2,500.00	\$0.00		
	65 Clean Storm Sewer Lines	\$5,000.00	\$5,000.00	\$0.00		
	70 Storm Sewer Line Repair	\$5,000.00	\$5,000.00	\$0.00		
	75 Clean/Flush Culverts & Bridges	\$4,000.00	\$4,000.00	\$0.00		
	80 Miscellaneous Work Activities	\$400,000.00	\$200,000.00	\$97,359.86		
	85 Engineering	\$0.00	\$0.00	\$0.00		
	90 Homeless Cleanup	\$0.00	\$175,000.00	\$110,018.99		
	TOTALS	\$881,500.00	\$881,500.00	\$368,769.18	42%	

Delays or problem areas:

Work completed during current quarter:

Work to be completed during next quarter:

Clean, Inspect & Repairs to 3 Detention/Debris Basins. General cleaning of channels
 Channel maintenance contract adjacent to beltway. Contract for the removal of silt from Red Rock Detention Basin.

Consultant/
 Contractor:
 Project
 Manager:

Dwayne Ako

Phone Number: 702-455-7540

**REGIONAL FLOOD CONTROL DISTRICT
MAINTENANCE WORK PROGRAM
QUARTERLY STATUS REPORT - FY 2018 - 2019**

MWP Facility #: CC 02
 Facility Name: Las Vegas Wash
 MP Facility ID: LVMD 0675-0169, 1355
 MP Facility ID: COLM 0000
 MP Facility ID: NLWY 0000-0030
 MP Facility ID: LV01 0000-0116
 MP Facility ID: LVCO 0000-0109
 MP Facility ID: _____

Entity: CLARK COUNTY
 Date Prepared: 4/29/2019
 Quarter: 3rd Quarter

Force Account/ Contract	Activity	Approved Work Plan Amount (\$)	Amended Work Plan Amount (\$)	Expended To Date (\$)	Percent Complete	Scheduled Completion Date
	3 Facility Assessment and Inventory	\$3,500.00	\$3,500.00	\$0.00		
	5 Inspect Channels	\$5,000.00	\$5,000.00	\$2,046.10		
	6 Inspect Levees, Deten/Debris Basins	\$0.00	\$0.00	\$0.00		
	8 Species Survey and Removal	\$0.00	\$0.00	\$0.00		
	10 Clean and Reshape Channels/Levees	\$200,000.00	\$190,000.00	\$128,142.98		
	15 Repair Lined Channel	\$2,500.00	\$2,500.00	\$0.00		
	20 Erosion Control and Repair	\$45,000.00	\$45,000.00	\$0.00		
	21 Provide/Maintain Dust Control	\$0.00	\$0.00	\$0.00		
	25 Clean Detention/Debris Basins	\$0.00	\$0.00	\$0.00		
	35 Fence Repair	\$2,000.00	\$2,000.00	\$0.00		
	40 Vegetation Control - Chemical	\$10,000.00	\$10,000.00	\$410.76		
	45 Vegetation Control - Mechanical	\$25,000.00	\$25,000.00	\$0.00		
	50 Maintain Access Road	\$0.00	\$0.00	\$0.00		
	55 Clean & Inspect Inlet/Outlet Structures	\$0.00	\$0.00	\$0.00		
	60 Repair Inlet/Outlet Structures	\$0.00	\$0.00	\$0.00		
	65 Clean Storm Sewer Lines	\$0.00	\$0.00	\$0.00		
	70 Storm Sewer Line Repair	\$0.00	\$0.00	\$0.00		
	75 Clean/Flush Culverts & Bridges	\$0.00	\$0.00	\$0.00		
	80 Miscellaneous Work Activities	\$15,000.00	\$15,000.00	\$14,854.82		
	85 Engineering	\$5,000.00	\$5,000.00	\$0.00		
	90 Homeless Cleanup	\$0.00	\$10,000.00	\$4,342.85		
	TOTALS	\$313,000.00	\$313,000.00	\$149,797.51	48%	

Delays or problem areas:

Work completed during current quarter:

Work to be completed during next quarter:
 Misc. maintenance of channels. Vegetation control south of Vegas Valley.
 Maintenance work done by SNWA for weirs along the Las Vegas Wash Wetland area.

Consultant/
 Contractor: _____
 Project
 Manager: Dwayne Ako Phone Number: 702-455-7540

**REGIONAL FLOOD CONTROL DISTRICT
MAINTENANCE WORK PROGRAM
QUARTERLY STATUS REPORT - FY 2018 - 2019**

MWP Facility #: CC 03
 Facility Name: Duck Creek
 MP Facility ID: BDW5 0000-0025 DC95 0000-0038 DCBD 000-0081, 0176-0273
 MP Facility ID: DCCA 0000-0078 DCCD 0000 DCGL 0000-0086, 0106, 0112, 0138-0179
 MP Facility ID: DCHV 0000-0012 DCI1 0000-0031, DCLB 0000 DCPA 0000-0106
 MP Facility ID: DCPI 0000-0032 DCRB 0015 DCSH 0000-0017 DCW1 0000-0132
 MP Facility ID: DCW4 0364-0557, 0665-0786, 0940-0971, DCW5 0000-0059
 MP Facility ID: DCWA 0000-0597, 0702-1657 DCWB 0000-0086 DCWF 0000-0061

Entity: CLARK COUNTY
 Date Prepared: 4/29/2019
 Quarter: 3rd Quarter

Force Account/ Contract	Activity	Approved Work Plan Amount (\$)	Amended Work Plan Amount (\$)	Expended To Date (\$)	Percent Complete	Scheduled Completion Date
	3 Facility Assessment and Inventory	\$5,000.00	\$5,000.00	\$4,152.61		
	5 Inspect Channels	\$5,000.00	\$9,000.00	\$6,478.71		
	6 Inspect Levees, Deten/Debris Basins	\$20,000.00	\$20,000.00	\$9,722.39		
	8 Species Survey and Removal	\$0.00	\$0.00	\$0.00		
	10 Clean and Reshape Channels/Levees	\$120,000.00	\$120,000.00	\$102,900.14		
	15 Repair Lined Channel	\$5,000.00	\$5,000.00	\$0.00		
	20 Erosion Control and Repair	\$30,000.00	\$0.00	\$0.00		
	21 Provide/Maintain Dust Control	\$75,000.00	\$45,000.00	\$18,415.26		
	25 Clean Detention/Debris Basins	\$15,000.00	\$15,000.00	\$2,223.04		
	35 Fence Repair	\$8,000.00	\$9,000.00	\$8,054.74		
	40 Vegetation Control - Chemical	\$10,000.00	\$10,000.00	\$2,382.08		
	45 Vegetation Control - Mechanical	\$55,000.00	\$80,000.00	\$75,505.31		
	50 Maintain Access Road	\$5,000.00	\$26,000.00	\$20,681.87		
	55 Clean & Inspect Inlet/Outlet Structures	\$0.00	\$5,000.00	\$2,766.68		
	60 Repair Inlet/Outlet Structures	\$0.00	\$0.00	\$0.00		
	65 Clean Storm Sewer Lines	\$2,500.00	\$2,500.00	\$0.00		
	70 Storm Sewer Line Repair	\$0.00	\$0.00	\$0.00		
	75 Clean/Flush Culverts & Bridges	\$0.00	\$4,000.00	\$2,940.19		
	80 Miscellaneous Work Activities	\$100,000.00	\$70,000.00	\$66,183.62		
	85 Engineering	\$0.00	\$0.00	\$0.00		
	90 Homeless Cleanup	\$0.00	\$50,000.00	\$39,499.58		
	TOTALS	\$455,500.00	\$475,500.00	\$361,906.22	76%	

Delays or problem areas:

Work completed during current quarter:

Work to be completed during next quarter:
 Misc. maintenance and cleaning of channels

Consultant/
 Contractor:
 Project
 Manager:

Dwayne Ako

Phone Number: 702-455-7540

**REGIONAL FLOOD CONTROL DISTRICT
MAINTENANCE WORK PROGRAM
QUARTERLY STATUS REPORT - FY 2018 - 2019**

MWP Facility #: CC 05
 Facility Name: Las Vegas Range Wash
 MP Facility ID: RWSL 0000-0728, RWWE 0016-0055
 MP Facility ID: SLBN 0000 FLCH 0000
 MP Facility ID: SLEB 0000-0098 SLER 0000-0086
 MP Facility ID: SLLM 0000 SLNL 0095
 MP Facility ID: SLOR 0000-0148 SLST 0000-0095
 MP Facility ID: SLWA 0000-0091
 MP Facility ID: _____

Entity: CLARK COUNTY
 Date Prepared: 4/29/2019
 Quarter: 3rd Quarter

Force Account/ Contract	Activity	Approved Work Plan Amount (\$)	Amended Work Plan Amount (\$)	Expended To Date (\$)	Percent Complete	Scheduled Completion Date
	3 Facility Assessment and Inventory	\$2,000.00	\$2,000.00	\$0.00		
	5 Inspect Channels	\$5,000.00	\$5,000.00	\$4,197.65		
	6 Inspect Levees, Deten/Debris Basins	\$8,000.00	\$8,000.00	\$3,582.53		
	8 Species Survey and Removal	\$0.00	\$0.00	\$0.00		
	10 Clean and Reshape Channels/Levees	\$40,000.00	\$40,000.00	\$22,784.43		
	15 Repair Lined Channel	\$2,000,000.00	\$2,000,000.00	\$392,038.88		
	20 Erosion Control and Repair	\$0.00	\$0.00	\$0.00		
	21 Provide/Maintain Dust Control	\$50,000.00	\$30,000.00	\$233.64		
	25 Clean Detention/Debris Basins	\$10,000.00	\$10,000.00	\$0.00		
	35 Fence Repair	\$10,000.00	\$10,000.00	\$4,861.60		
	40 Vegetation Control - Chemical	\$9,000.00	\$9,000.00	\$734.02		
	45 Vegetation Control - Mechanical	\$5,000.00	\$5,000.00	\$0.00		
	50 Maintain Access Road	\$2,500.00	\$2,500.00	\$0.00		
	55 Clean & Inspect Inlet/Outlet Structures	\$0.00	\$0.00	\$0.00		
	60 Repair Inlet/Outlet Structures	\$0.00	\$0.00	\$0.00		
	65 Clean Storm Sewer Lines	\$0.00	\$0.00	\$0.00		
	70 Storm Sewer Line Repair	\$0.00	\$0.00	\$0.00		
	75 Clean/Flush Culverts & Bridges	\$0.00	\$0.00	\$0.00		
	80 Miscellaneous Work Activities	\$85,000.00	\$70,000.00	\$51,761.86		
	85 Engineering	\$383,000.00	\$383,000.00	\$140,568.33		
	90 Homeless Cleanup	\$0.00	\$35,000.00	\$5,180.03		
	TOTALS	\$2,609,500.00	\$2,609,500.00	\$625,942.97	24%	

Delays or problem areas:

Work completed during current quarter:

Work to be completed during next quarter:

Clean, Inspect & Repairs to 1 Detention Basin.
Misc. maintenance and cleaning of channels.

Consultant/
Contractor: _____
Project
Manager: Dwayne Ako

Phone Number: 702-455-7540

**REGIONAL FLOOD CONTROL DISTRICT
MAINTENANCE WORK PROGRAM
QUARTERLY STATUS REPORT - FY 2018 - 2019**

MWP Facility #: CC 66
 Facility Name: Tropicana Wash
 MP Facility ID: TRWA 0000-0454 BDBF 0000-0006 BDFW 0000
 MP Facility ID: BDMO 0000-0010 BDRB 0000-0118
 MP Facility ID: BDRR 0000 BDWS 0000-0007
 MP Facility ID: NBSC 0000 RBMO 0000-0045
 MP Facility ID: TRBD 0000-0930 TRNB 0000-0113
 MP Facility ID: BDMD 0121 BDOJ 0000-0061

Entity: CLARK COUNTY
 Date Prepared: 4/29/2019
 Quarter: 3rd Quarter

Force Account/ Contract	Activity	Approved Work Plan Amount (\$)	Amended Work Plan Amount (\$)	Expended To Date (\$)	Percent Complete	Scheduled Completion Date
	3 Facility Assessment and Inventory	\$2,000.00	\$2,000.00	\$0.00		
	5 Inspect Channels	\$3,000.00	\$3,000.00	\$1,563.30		
	6 Inspect Levees, Deten/Debris Basins	\$15,000.00	\$15,000.00	\$7,924.45		
	8 Species Survey and Removal	\$0.00	\$0.00	\$0.00		
	10 Clean and Reshape Channels/Levees	\$15,000.00	\$25,000.00	\$19,206.31		
	15 Repair Lined Channel	\$10,000.00	\$10,000.00	\$0.00		
	20 Erosion Control and Repair	\$5,000.00	\$5,000.00	\$0.00		
	21 Provide/Maintain Dust Control	\$50,000.00	\$50,000.00	\$2,282.23		
	25 Clean Detention/Debris Basins	\$60,000.00	\$50,000.00	\$0.00		
	35 Fence Repair	\$10,000.00	\$10,000.00	\$932.17		
	40 Vegetation Control - Chemical	\$5,000.00	\$5,000.00	\$895.97		
	45 Vegetation Control - Mechanical	\$5,000.00	\$5,000.00	\$1,020.43		
	50 Maintain Access Road	\$5,000.00	\$5,000.00	\$0.00		
	55 Clean & Inspect Inlet/Outlet Structures	\$0.00	\$0.00	\$0.00		
	60 Repair Inlet/Outlet Structures	\$0.00	\$0.00	\$0.00		
	65 Clean Storm Sewer Lines	\$5,000.00	\$5,000.00	\$0.00		
	70 Storm Sewer Line Repair	\$0.00	\$0.00	\$0.00		
	75 Clean/Flush Culverts & Bridges	\$0.00	\$0.00	\$0.00		
	80 Miscellaneous Work Activities	\$75,000.00	\$50,000.00	\$36,252.20		
	85 Engineering	\$0.00	\$0.00	\$0.00		
	90 Homeless Cleanup	\$0.00	\$25,000.00	\$20,177.63		
	TOTALS	\$265,000.00	\$265,000.00	\$90,254.69	34%	

Delays or problem areas:

Work completed during current quarter:

Work to be completed during next quarter:
 Misc. work contract maintenance adjacent to beltway.
 Channel Inspection, vegetation control and other work as assigned.

Consultant/
 Contractor: _____
 Project
 Manager: Dwayne Ako Phone Number: 702-455-7540

**REGIONAL FLOOD CONTROL DISTRICT
MAINTENANCE WORK PROGRAM
QUARTERLY STATUS REPORT - FY 2018 - 2019**

MWP Facility #: CC 07
 Facility Name: Airport Channel
 MP Facility ID: TRMC 0000-0060, 0195-0290
 MP Facility ID: WGTR 0058-0180
 MP Facility ID: _____
 MP Facility ID: _____
 MP Facility ID: _____
 MP Facility ID: _____

Entity: CLARK COUNTY
 Date Prepared: 4/29/2019
 Quarter: 3rd Quarter

Force Account/ Contract	Activity	Approved Work Plan Amount (\$)	Amended Work Plan Amount (\$)	Expended To Date (\$)	Percent Complete	Scheduled Completion Date
	3 Facility Assessment and Inventory	\$1,500.00	\$1,500.00	\$0.00		
	5 Inspect Channels	\$1,500.00	\$1,500.00	\$787.00		
	6 Inspect Levees, Deten/Debris Basins	\$0.00	\$0.00	\$0.00		
	8 Species Survey and Removal	\$0.00	\$0.00	\$0.00		
	10 Clean and Reshape Channels/Levees	\$7,000.00	\$7,000.00	\$0.00		
	15 Repair Lined Channel	\$10,000.00	\$5,000.00	\$0.00		
	20 Erosion Control and Repair	\$0.00	\$0.00	\$0.00		
	21 Provide/Maintain Dust Control	\$0.00	\$0.00	\$0.00		
	25 Clean Detention/Debris Basins	\$0.00	\$0.00	\$0.00		
	35 Fence Repair	\$3,000.00	\$3,000.00	\$0.00		
	40 Vegetation Control - Chemical	\$1,000.00	\$1,000.00	\$0.00		
	45 Vegetation Control - Mechanical	\$2,500.00	\$2,500.00	\$0.00		
	50 Maintain Access Road	\$0.00	\$0.00	\$0.00		
	55 Clean & Inspect Inlet/Outlet Structures	\$2,000.00	\$2,000.00	\$0.00		
	60 Repair Inlet/Outlet Structures	\$0.00	\$0.00	\$0.00		
	65 Clean Storm Sewer Lines	\$0.00	\$0.00	\$0.00		
	70 Storm Sewer Line Repair	\$0.00	\$0.00	\$0.00		
	75 Clean/Flush Culverts & Bridges	\$0.00	\$0.00	\$0.00		
	80 Miscellaneous Work Activities	\$20,000.00	\$10,000.00	\$7,404.28		
	85 Engineering	\$0.00	\$0.00	\$0.00		
	90 Homeless Cleanup	\$0.00	\$15,000.00	\$11,150.63		
	TOTALS	\$48,500.00	\$48,500.00	\$19,341.91	40%	

Delays or problem areas:

Work completed during current quarter:

Work to be completed during next quarter:

Channel inspection and debris removal; vegetation control and other work as assigned.

Consultant/
 Contractor:
 Project
 Manager:

_____ Dwayne Ako _____

Phone Number: 702-455-7540

**REGIONAL FLOOD CONTROL DISTRICT
MAINTENANCE WORK PROGRAM
QUARTERLY STATUS REPORT - FY 2018 - 2019**

MWP Facility #: CC 08
 Facility Name: Monson Channel
 MP Facility ID: LV02 0000-0303
 MP Facility ID: NLFL 0000-0144
 MP Facility ID: VBTW 0000
 MP Facility ID: _____
 MP Facility ID: _____
 MP Facility ID: _____

Entity: CLARK COUNTY
 Date Prepared: 4/29/2019
 Quarter: 3rd Quarter

Force Account/ Contract	Activity	Approved Work Plan Amount (\$)	Amended Work Plan Amount (\$)	Expended To Date (\$)	Percent Complete	Scheduled Completion Date
	3 Facility Assessment and Inventory	\$1,200.00	\$1,200.00	\$0.00		
	5 Inspect Channels	\$1,500.00	\$1,500.00	\$358.38		
	6 Inspect Levees, Deten/Debris Basins	\$0.00	\$0.00	\$0.00		
	8 Species Survey and Removal	\$0.00	\$0.00	\$0.00		
	10 Clean and Reshape Channels/Levees	\$7,500.00	\$7,500.00	\$0.00		
	15 Repair Lined Channel	\$1,800,000.00	\$1,800,000.00	\$0.00		
	20 Erosion Control and Repair	\$0.00	\$0.00	\$0.00		
	21 Provide/Maintain Dust Control	\$0.00	\$0.00	\$0.00		
	25 Clean Detention/Debris Basins	\$0.00	\$0.00	\$0.00		
	35 Fence Repair	\$1,500.00	\$1,500.00	\$0.00		
	40 Vegetation Control - Chemical	\$3,000.00	\$3,000.00	\$698.87		
	45 Vegetation Control - Mechanical	\$20,000.00	\$10,000.00	\$0.00		
	50 Maintain Access Road	\$0.00	\$0.00	\$0.00		
	55 Clean & Inspect Inlet/Outlet Structures	\$0.00	\$0.00	\$0.00		
	60 Repair Inlet/Outlet Structures	\$0.00	\$0.00	\$0.00		
	65 Clean Storm Sewer Lines	\$0.00	\$0.00	\$0.00		
	70 Storm Sewer Line Repair	\$10,000.00	\$10,000.00	\$0.00		
	75 Clean/Flush Culverts & Bridges	\$0.00	\$0.00	\$0.00		
	80 Miscellaneous Work Activities	\$10,000.00	\$10,000.00	\$199.89		
	85 Engineering	\$0.00	\$10,000.00	\$8,799.70		
	90 Homeless Cleanup	\$0.00	\$0.00	\$0.00		
	TOTALS	\$1,854,700.00	\$1,854,700.00	\$10,056.84	1%	

Delays or problem areas:

Work completed during current quarter:

Work to be completed during next quarter:
 Channel inspection, vegetation control and other work as assigned.

Consultant/
 Contractor: _____
 Project
 Manager: Dwayne Ako Phone Number: 702-455-7540

**REGIONAL FLOOD CONTROL DISTRICT
MAINTENANCE WORK PROGRAM
QUARTERLY STATUS REPORT - FY 2018 - 2019**

MWP Facility #: CC 09
 Facility Name: Rawhide Channel
 MP Facility ID: DCRH 0000-0305
 MP Facility ID: MCE2 0000
 MP Facility ID: _____
 MP Facility ID: _____
 MP Facility ID: _____
 MP Facility ID: _____

Entity: CLARK COUNTY
 Date Prepared: 4/29/2019
 Quarter: 3rd Quarter

Force Account/Contract	Activity	Approved Work Plan Amount (\$)	Amended Work Plan Amount (\$)	Expended To Date (\$)	Percent Complete	Scheduled Completion Date
	3 Facility Assessment and Inventory	\$1,000.00	\$1,000.00	\$0.00		
	5 Inspect Channels	\$2,500.00	\$2,500.00	\$1,551.79		
	6 Inspect Levees, Deten/Debris Basins	\$0.00	\$0.00	\$0.00		
	8 Species Survey and Removal	\$0.00	\$0.00	\$0.00		
	10 Clean and Reshape Channels/Levees	\$5,000.00	\$5,000.00	\$0.00		
	15 Repair Lined Channel	\$0.00	\$0.00	\$0.00		
	20 Erosion Control and Repair	\$0.00	\$0.00	\$0.00		
	21 Provide/Maintain Dust Control	\$0.00	\$0.00	\$0.00		
	25 Clean Detention/Debris Basins	\$0.00	\$0.00	\$0.00		
	35 Fence Repair	\$10,000.00	\$10,000.00	\$0.00		
	40 Vegetation Control - Chemical	\$2,000.00	\$2,000.00	\$0.00		
	45 Vegetation Control - Mechanical	\$2,000.00	\$2,000.00	\$0.00		
	50 Maintain Access Road	\$0.00	\$0.00	\$0.00		
	55 Clean & Inspect Inlet/Outlet Structures	\$0.00	\$0.00	\$0.00		
	60 Repair Inlet/Outlet Structures	\$0.00	\$0.00	\$0.00		
	65 Clean Storm Sewer Lines	\$1,000.00	\$1,000.00	\$0.00		
	70 Storm Sewer Line Repair	\$0.00	\$0.00	\$0.00		
	75 Clean/Flush Culverts & Bridges	\$0.00	\$0.00	\$0.00		
	80 Miscellaneous Work Activities	\$40,000.00	\$20,000.00	\$3,581.41		
	85 Engineering	\$0.00	\$0.00	\$0.00		
	90 Homeless Cleanup	\$0.00	\$20,000.00	\$347.24		
	TOTALS	\$63,500.00	\$63,500.00	\$5,480.44	9%	

Delays or problem areas:

Work completed during current quarter:

Work to be completed during next quarter:
 Channel inspection, vegetation control and other work as assigned.

Consultant/
 Contractor: _____
 Project
 Manager: Dwayne Aiko Phone Number: 702-455-7540

**REGIONAL FLOOD CONTROL DISTRICT
MAINTENANCE WORK PROGRAM
QUARTERLY STATUS REPORT - FY 2018 - 2019**

MWP Facility #: CC 10
 Facility Name: Van Buskirk Channel
 MP Facility ID: VBCH 0000-0138
 MP Facility ID: VBMC 0000-0249
 MP Facility ID: VBTM 0000-0174
 MP Facility ID: VBVR 0000-0050
 MP Facility ID: _____
 MP Facility ID: _____

Entity: CLARK COUNTY
 Date Prepared: 4/29/2019
 Quarter: 3rd Quarter

Force Account/ Contract	Activity	Approved Work Plan Amount (\$)	Amended Work Plan Amount (\$)	Expended To Date (\$)	Percent Complete	Scheduled Completion Date
	3 Facility Assessment and Inventory	\$2,000.00	\$2,000.00	\$0.00		
	5 Inspect Channels	\$2,000.00	\$2,000.00	\$903.67		
	6 Inspect Levees, Deten/Debris Basins	\$2,000.00	\$2,000.00	\$1,164.79		
	8 Species Survey and Removal	\$0.00	\$0.00	\$0.00		
	10 Clean and Reshape Channels/Levees	\$0.00	\$0.00	\$0.00		
	15 Repair Lined Channel	\$0.00	\$0.00	\$0.00		
	20 Erosion Control and Repair	\$0.00	\$0.00	\$0.00		
	21 Provide/Maintain Dust Control	\$0.00	\$0.00	\$0.00		
	25 Clean Detention/Debris Basins	\$2,000.00	\$2,000.00	\$0.00		
	35 Fence Repair	\$3,000.00	\$1,000.00	\$591.61		
	40 Vegetation Control - Chemical	\$1,000.00	\$1,000.00	\$36.74		
	45 Vegetation Control - Mechanical	\$0.00	\$0.00	\$0.00		
	50 Maintain Access Road	\$0.00	\$0.00	\$0.00		
	55 Clean & Inspect Inlet/Outlet Structures	\$0.00	\$0.00	\$0.00		
	60 Repair Inlet/Outlet Structures	\$0.00	\$0.00	\$0.00		
	65 Clean Storm Sewer Lines	\$0.00	\$0.00	\$0.00		
	70 Storm Sewer Line Repair	\$0.00	\$0.00	\$0.00		
	75 Clean/Flush Culverts & Bridges	\$0.00	\$0.00	\$0.00		
	80 Miscellaneous Work Activities	\$25,000.00	\$10,000.00	\$4,963.75		
	85 Engineering	\$0.00	\$0.00	\$0.00		
	90 Homeless Cleanup	\$0.00	\$17,000.00	\$15,936.57		
	TOTALS	\$37,000.00	\$37,000.00	\$23,597.13	64%	

Delays or problem areas:

Work completed during current quarter:

Work to be completed during next quarter:
 Channel inspection, vegetation control and other work as assigned.

Consultant/
 Contractor: _____
 Project
 Manager: Dwayne Ako Phone Number: 702-455-7540

**REGIONAL FLOOD CONTROL DISTRICT
MAINTENANCE WORK PROGRAM
QUARTERLY STATUS REPORT - FY 2018 - 2019**

MWP Facility #: CC 11
 Facility Name: Flamingo Wash North Fork
 MP Facility ID: FLDY 0000-0013
 MP Facility ID: FLLA 0000-0379
 MP Facility ID: FLMN 0000-0075
 MP Facility ID: FLMS 0000
 MP Facility ID: _____
 MP Facility ID: _____

Entity: CLARK COUNTY
 Date Prepared: 4/29/2019
 Quarter: 3rd Quarter

Force Account/ Contract	Activity	Approved Work Plan Amount (\$)	Amended Work Plan Amount (\$)	Expended To Date (\$)	Percent Complete	Scheduled Completion Date
	3 Facility Assessment and Inventory	\$2,500.00	\$2,500.00	\$0.00		
	5 Inspect Channels	\$2,500.00	\$2,500.00	\$271.31		
	6 Inspect Levees, Deten/Debris Basins	\$2,000.00	\$2,000.00	\$352.83		
	8 Species Survey and Removal	\$0.00	\$0.00	\$0.00		
	10 Clean and Reshape Channels/Levees	\$5,000.00	\$5,000.00	\$0.00		
	15 Repair Lined Channel	\$0.00	\$0.00	\$0.00		
	20 Erosion Control and Repair	\$0.00	\$0.00	\$0.00		
	21 Provide/Maintain Dust Control	\$0.00	\$0.00	\$0.00		
	25 Clean Detention/Debris Basins	\$5,000.00	\$5,000.00	\$0.00		
	35 Fence Repair	\$1,500.00	\$3,500.00	\$1,912.16		
	40 Vegetation Control - Chemical	\$1,500.00	\$1,500.00	\$0.00		
	45 Vegetation Control - Mechanical	\$0.00	\$0.00	\$0.00		
	50 Maintain Access Road	\$0.00	\$0.00	\$0.00		
	55 Clean & Inspect Inlet/Outlet Structures	\$0.00	\$0.00	\$0.00		
	60 Repair Inlet/Outlet Structures	\$0.00	\$0.00	\$0.00		
	65 Clean Storm Sewer Lines	\$5,000.00	\$5,000.00	\$0.00		
	70 Storm Sewer Line Repair	\$0.00	\$0.00	\$0.00		
	75 Clean/Flush Culverts & Bridges	\$0.00	\$0.00	\$0.00		
	80 Miscellaneous Work Activities	\$20,000.00	\$18,000.00	\$5,410.38		
	85 Engineering	\$0.00	\$0.00	\$0.00		
	90 Homeless Cleanup	\$0.00	\$0.00	\$0.00		
	TOTALS	\$45,000.00	\$45,000.00	\$7,946.68	18%	

Delays or problem areas:

Work completed during current quarter:

Work to be completed during next quarter:
 Channel inspection, vegetation control and other work as assigned.

Consultant/
 Contractor: _____
 Project
 Manager: Dwayne Aho Phone Number: 702-455-7540

**REGIONAL FLOOD CONTROL DISTRICT
MAINTENANCE WORK PROGRAM
QUARTERLY STATUS REPORT - FY 2018 - 2019**

MWP Facility #: CC 14
 Facility Name: Laughlin Washes
 MP Facility ID: LUBC 0000-0010, 0324
 MP Facility ID: LUED 0000-0008
 MP Facility ID: LUHS 0000-0242, 0250
 MP Facility ID: LUMA 0023-0060
 MP Facility ID: LUJW 0000-0150
 MP Facility ID: _____

Entity: CLARK COUNTY
 Date Prepared: 4/29/2019
 Quarter: 3rd Quarter

Force Account/Contract	Activity	Approved Work Plan Amount (\$)	Amended Work Plan Amount (\$)	Expended To Date (\$)	Percent Complete	Scheduled Completion Date
	3 Facility Assessment and Inventory	\$1,000.00	\$1,000.00	\$0.00		
	5 Inspect Channels	\$1,500.00	\$1,500.00	\$157.39		
	6 Inspect Levees, Deten/Debris Basins	\$7,000.00	\$7,000.00	\$2,916.05		
	8 Species Survey and Removal	\$0.00	\$0.00	\$0.00		
	10 Clean and Reshape Channels/Levees	\$0.00	\$0.00	\$0.00		
	15 Repair Lined Channel	\$8,000.00	\$38,000.00	\$35,353.59		
	20 Erosion Control and Repair	\$0.00	\$0.00	\$0.00		
	21 Provide/Maintain Dust Control	\$0.00	\$0.00	\$0.00		
	25 Clean Detention/Debris Basins	\$10,000.00	\$5,000.00	\$0.00		
	35 Fence Repair	\$2,000.00	\$7,000.00	\$4,406.09		
	40 Vegetation Control - Chemical	\$1,500.00	\$1,500.00	\$0.00		
	45 Vegetation Control - Mechanical	\$1,500.00	\$1,500.00	\$0.00		
	50 Maintain Access Road	\$0.00	\$0.00	\$0.00		
	55 Clean & Inspect Inlet/Outlet Structures	\$0.00	\$0.00	\$0.00		
	60 Repair Inlet/Outlet Structures	\$5,000.00	\$5,000.00	\$0.00		
	65 Clean Storm Sewer Lines	\$0.00	\$0.00	\$0.00		
	70 Storm Sewer Line Repair	\$0.00	\$0.00	\$0.00		
	75 Clean/Flush Culverts & Bridges	\$0.00	\$0.00	\$0.00		
	80 Miscellaneous Work Activities	\$2,000.00	\$2,000.00	\$455.63		
	85 Engineering	\$0.00	\$0.00	\$0.00		
	90 Homeless Cleanup	\$0.00	\$0.00	\$0.00		
	TOTALS	\$39,500.00	\$69,500.00	\$43,288.75	62%	

Delays or problem areas:

Work completed during current quarter:

Work to be completed during next quarter:
 Sediment removal from basin area upstream of LUED0008.
 Channel Inspection, vegetation control and other work as assigned.

Consultant/ Contractor: _____
 Project Manager: Dwayne Ako Phone Number: 702-455-7540

**REGIONAL FLOOD CONTROL DISTRICT
MAINTENANCE WORK PROGRAM
QUARTERLY STATUS REPORT - FY 2018 - 2019**

MWP Facility #: CC 15
 Facility Name: Moapa Valley
 MP Facility ID: LWAW 0000
 MP Facility ID: GASD 0000-0058
 MP Facility ID: MRLV 0343-0537, 0725
 MP Facility ID: MRLI 0001-0038
 MP Facility ID: _____
 MP Facility ID: _____

Entity: CLARK COUNTY
 Date Prepared: 4/29/2019
 Quarter: 3rd Quarter

Force Account/ Contract	Activity	Approved Work Plan Amount (\$)	Amended Work Plan Amount (\$)	Expended To Date (\$)	Percent Complete	Scheduled Completion Date
	3 Facility Assessment and Inventory	\$1,000.00	\$1,000.00	\$0.00		
	5 Inspect Channels	\$2,500.00	\$2,500.00	\$511.84		
	6 Inspect Levees, Deten/Debris Basins	\$0.00	\$0.00	\$0.00		
	8 Species Survey and Removal	\$0.00	\$0.00	\$0.00		
	10 Clean and Reshape Channels/Levees	\$50,000.00	\$50,000.00	\$0.00		
	15 Repair Lined Channel	\$2,000.00	\$2,000.00	\$0.00		
	20 Erosion Control and Repair	\$50,000.00	\$0.00	\$0.00		
	21 Provide/Maintain Dust Control	\$0.00	\$0.00	\$0.00		
	25 Clean Detention/Debris Basins	\$2,000.00	\$2,000.00	\$0.00		
	35 Fence Repair	\$0.00	\$0.00	\$0.00		
	40 Vegetation Control - Chemical	\$2,000.00	\$2,000.00	\$105.82		
	45 Vegetation Control - Mechanical	\$1,000.00	\$1,000.00	\$0.00		
	50 Maintain Access Road	\$0.00	\$0.00	\$0.00		
	55 Clean & Inspect Inlet/Outlet Structures	\$0.00	\$0.00	\$0.00		
	60 Repair Inlet/Outlet Structures	\$0.00	\$0.00	\$0.00		
	65 Clean Storm Sewer Lines	\$0.00	\$0.00	\$0.00		
	70 Storm Sewer Line Repair	\$0.00	\$0.00	\$0.00		
	75 Clean/Flush Culverts & Bridges	\$0.00	\$0.00	\$0.00		
	80 Miscellaneous Work Activities	\$10,000.00	\$10,000.00	\$0.00		
	85 Engineering	\$0.00	\$0.00	\$0.00		
	90 Homeless Cleanup	\$0.00	\$0.00	\$0.00		
	TOTALS	\$120,500.00	\$70,500.00	\$617.66	1%	

Delays or problem areas:

Work completed during current quarter:

Work to be completed during next quarter:
 Channel Inspection, vegetation control and other work as assigned.

Consultant/
 Contractor: _____
 Project
 Manager: Dwayne Ako

Phone Number: 702-455-7540

**REGIONAL FLOOD CONTROL DISTRICT
MAINTENANCE WORK PROGRAM
QUARTERLY STATUS REPORT - FY 2018 - 2019**

MWP Facility #: CC 16
 Facility Name: Blue Diamond Wash
 MP Facility ID: BD02 0000-0109 BD03 0000-0081
 MP Facility ID: BDBE 0000-0134 BDW1 0000-0077
 MP Facility ID: BDW2 0023 BDW3 0000
 MP Facility ID: BDW4 0160-0174
 MP Facility ID: BDWA 0000-0212, 0284-0633
 MP Facility ID: _____

Entity: CLARK COUNTY
 Date Prepared: 4/29/2019
 Quarter: 3rd Quarter

Force Account/ Contract	Activity	Approved Work Plan Amount (\$)	Amended Work Plan Amount (\$)	Expended To Date (\$)	Percent Complete	Scheduled Completion Date
	3 Facility Assessment and Inventory	\$2,000.00	\$2,000.00	\$0.00		
	5 Inspect Channels	\$3,500.00	\$3,500.00	\$428.66		
	6 Inspect Levees, Deten/Debris Basins	\$2,000.00	\$17,000.00	\$2,634.01		
	8 Species Survey and Removal	\$0.00	\$0.00	\$0.00		
	10 Clean and Reshape Channels/Levees	\$15,000.00	\$15,000.00	\$0.00		
	15 Repair Lined Channel	\$10,000.00	\$11,000.00	\$10,020.76		
	20 Erosion Control and Repair	\$15,000.00	\$15,000.00	\$0.00		
	21 Provide/Maintain Dust Control	\$0.00	\$2,000.00	\$1,333.55		
	25 Clean Detention/Debris Basins	\$50,000.00	\$30,000.00	\$0.00		
	35 Fence Repair	\$2,000.00	\$2,000.00	\$0.00		
	40 Vegetation Control - Chemical	\$2,000.00	\$2,000.00	\$0.00		
	45 Vegetation Control - Mechanical	\$5,000.00	\$5,000.00	\$0.00		
	50 Maintain Access Road	\$0.00	\$0.00	\$0.00		
	55 Clean & Inspect Inlet/Outlet Structures	\$1,000.00	\$1,000.00	\$0.00		
	60 Repair Inlet/Outlet Structures	\$0.00	\$0.00	\$0.00		
	65 Clean Storm Sewer Lines	\$0.00	\$0.00	\$0.00		
	70 Storm Sewer Line Repair	\$0.00	\$0.00	\$0.00		
	75 Clean/Flush Culverts & Bridges	\$0.00	\$0.00	\$0.00		
	80 Miscellaneous Work Activities	\$40,000.00	\$10,000.00	\$7,962.63		
	85 Engineering	\$0.00	\$0.00	\$0.00		
	90 Homeless Cleanup	\$0.00	\$32,000.00	\$30,349.40		
	TOTALS	\$147,500.00	\$147,500.00	\$52,729.01	36%	

Delays or problem areas:

Work completed during current quarter:

Work to be completed during next quarter:
 Channel maintenance contract adjacent to beltway.
 Channel Inspection, vegetation control and other work as assigned.

Consultant/
 Contractor: _____
 Project
 Manager: Dwayne Ako Phone Number: 702-455-7540

**REGIONAL FLOOD CONTROL DISTRICT
MAINTENANCE WORK PROGRAM
QUARTERLY STATUS REPORT - FY 2018 - 2019**

MWP Facility #: CC 17
 Facility Name: Searchlight
 MP Facility ID: SREA 0000-0065
 MP Facility ID: SRSO 0000-0030
 MP Facility ID: _____
 MP Facility ID: _____
 MP Facility ID: _____
 MP Facility ID: _____

Entity: CLARK COUNTY
 Date Prepared: 4/29/2019
 Quarter: 3rd Quarter

Force Account/ Contract	Activity	Approved Work Plan Amount (\$)	Amended Work Plan Amount (\$)	Expended To Date (\$)	Percent Complete	Scheduled Completion Date
	3 Facility Assessment and Inventory	\$500.00	\$500.00	\$0.00		
	5 Inspect Channels	\$1,000.00	\$1,000.00	\$157.39		
	6 Inspect Levees, Deten/Debris Basins	\$0.00	\$0.00	\$0.00		
	8 Species Survey and Removal	\$0.00	\$0.00	\$0.00		
	10 Clean and Reshape Channels/Levees	\$0.00	\$0.00	\$0.00		
	15 Repair Lined Channel	\$0.00	\$0.00	\$0.00		
	20 Erosion Control and Repair	\$0.00	\$0.00	\$0.00		
	21 Provide/Maintain Dust Control	\$0.00	\$0.00	\$0.00		
	25 Clean Detention/Debris Basins	\$0.00	\$0.00	\$0.00		
	35 Fence Repair	\$0.00	\$0.00	\$0.00		
	40 Vegetation Control - Chemical	\$0.00	\$0.00	\$0.00		
	45 Vegetation Control - Mechanical	\$0.00	\$0.00	\$0.00		
	50 Maintain Access Road	\$0.00	\$0.00	\$0.00		
	55 Clean & Inspect Inlet/Outlet Structures	\$0.00	\$0.00	\$0.00		
	60 Repair Inlet/Outlet Structures	\$0.00	\$0.00	\$0.00		
	65 Clean Storm Sewer Lines	\$0.00	\$0.00	\$0.00		
	70 Storm Sewer Line Repair	\$0.00	\$0.00	\$0.00		
	75 Clean/Flush Culverts & Bridges	\$0.00	\$0.00	\$0.00		
	80 Miscellaneous Work Activities	\$1,000.00	\$500.00	\$0.00		
	85 Engineering	\$5,000.00	\$5,000.00	\$0.00		
	90 Homeless Cleanup	\$0.00	\$500.00	\$157.39		
	TOTALS	\$7,500.00	\$7,500.00	\$314.78	4%	

Delays or problem areas:

Work completed during current quarter:

Work to be completed during next quarter:
 Channel Inspection, vegetation control and other work as assigned.

Consultant/
 Contractor: _____
 Project
 Manager: Dwayne Ako Phone Number: 702-455-7540

**REGIONAL FLOOD CONTROL DISTRICT
MAINTENANCE WORK PROGRAM
QUARTERLY STATUS REPORT - FY 2018 - 2019**

MWP Facility #: CC 18
 Facility Name: Bunkerville
 MP Facility ID: WVA 0000-0038
 MP Facility ID: WJE 0000-0065
 MP Facility ID: _____
 MP Facility ID: _____
 MP Facility ID: _____
 MP Facility ID: _____

Entity: CLARK COUNTY
 Date Prepared: 4/29/2019
 Quarter: 3rd Quarter

Force Account/Contract	Activity	Approved Work Plan Amount (\$)	Amended Work Plan Amount (\$)	Expended To Date (\$)	Percent Complete	Scheduled Completion Date
	3 Facility Assessment and Inventory	\$1,000.00	\$1,000.00	\$0.00		
	5 Inspect Channels	\$1,000.00	\$1,000.00	\$348.89		
	6 Inspect Levees, Deten/Debris Basins	\$3,000.00	\$3,000.00	\$1,535.37		
	8 Species Survey and Removal	\$0.00	\$0.00	\$0.00		
	10 Clean and Reshape Channels/Levees	\$0.00	\$0.00	\$0.00		
	15 Repair Lined Channel	\$0.00	\$0.00	\$0.00		
	20 Erosion Control and Repair	\$0.00	\$0.00	\$0.00		
	21 Provide/Maintain Dust Control	\$0.00	\$0.00	\$0.00		
	25 Clean Detention/Debris Basins	\$5,000.00	\$5,000.00	\$0.00		
	35 Fence Repair	\$2,500.00	\$2,500.00	\$0.00		
	40 Vegetation Control - Chemical	\$1,000.00	\$1,000.00	\$0.00		
	45 Vegetation Control - Mechanical	\$0.00	\$0.00	\$0.00		
	50 Maintain Access Road	\$0.00	\$0.00	\$0.00		
	55 Clean & Inspect Inlet/Outlet Structures	\$0.00	\$0.00	\$0.00		
	60 Repair Inlet/Outlet Structures	\$0.00	\$0.00	\$0.00		
	65 Clean Storm Sewer Lines	\$0.00	\$0.00	\$0.00		
	70 Storm Sewer Line Repair	\$0.00	\$0.00	\$0.00		
	75 Clean/Flush Culverts & Bridges	\$0.00	\$0.00	\$0.00		
	80 Miscellaneous Work Activities	\$1,000.00	\$1,000.00	\$0.00		
	85 Engineering	\$0.00	\$0.00	\$0.00		
	90 Homeless Cleanup	\$0.00	\$0.00	\$0.00		
	TOTALS	\$14,500.00	\$14,500.00	\$1,884.26	13%	

Delays or problem areas:

Work completed during current quarter:

Work to be completed during next quarter:
 Channel Inspection, vegetation control and other work as assigned.

Consultant/ Contractor: _____
 Project Manager: Dwayne Ako Phone Number: 702-455-7540

**REGIONAL FLOOD CONTROL DISTRICT
MAINTENANCE WORK PROGRAM
QUARTERLY STATUS REPORT - FY 2018 - 2019**

MWP Facility #: CC 19
 Facility Name: Pittman
 MP Facility ID: PTBL 0028-0157
 MP Facility ID: PTDC 0000-0005
 MP Facility ID: PTWA 0477-0738
 MP Facility ID: PTWB 0000-0016
 MP Facility ID: _____
 MP Facility ID: _____

Entity: CLARK COUNTY
 Date Prepared: 4/29/2019
 Quarter: 3rd Quarter

Force Account/ Contract	Activity	Approved Work Plan Amount (\$)	Amended Work Plan Amount (\$)	Expended To Date (\$)	Percent Complete	Scheduled Completion Date
	3 Facility Assessment and Inventory	\$1,000.00	\$1,000.00	\$0.00		
	5 Inspect Channels	\$3,000.00	\$3,000.00	\$830.49		
	6 Inspect Levees, Deten/Debris Basins	\$0.00	\$0.00	\$0.00		
	8 Species Survey and Removal	\$0.00	\$0.00	\$0.00		
	10 Clean and Reshape Channels/Levees	\$5,000.00	\$8,000.00	\$6,960.86		
	15 Repair Lined Channel	\$5,000.00	\$5,000.00	\$0.00		
	20 Erosion Control and Repair	\$0.00	\$0.00	\$0.00		
	21 Provide/Maintain Dust Control	\$0.00	\$0.00	\$0.00		
	25 Clean Detention/Debris Basins	\$0.00	\$0.00	\$0.00		
	35 Fence Repair	\$2,000.00	\$2,000.00	\$1,460.59		
	40 Vegetation Control - Chemical	\$2,500.00	\$2,500.00	\$0.00		
	45 Vegetation Control - Mechanical	\$5,000.00	\$0.00	\$0.00		
	50 Maintain Access Road	\$0.00	\$0.00	\$0.00		
	55 Clean & Inspect Inlet/Outlet Structures	\$0.00	\$0.00	\$0.00		
	60 Repair Inlet/Outlet Structures	\$0.00	\$0.00	\$0.00		
	65 Clean Storm Sewer Lines	\$1,500.00	\$1,500.00	\$0.00		
	70 Storm Sewer Line Repair	\$1,500.00	\$1,500.00	\$0.00		
	75 Clean/Flush Culverts & Bridges	\$0.00	\$0.00	\$0.00		
	80 Miscellaneous Work Activities	\$15,000.00	\$15,000.00	\$8,533.72		
	85 Engineering	\$0.00	\$0.00	\$0.00		
	90 Homeless Cleanup	\$0.00	\$2,000.00	\$1,651.30		
	TOTALS	\$41,500.00	\$41,500.00	\$19,436.96	47%	

Delays or problem areas:

Work completed during current quarter:

Work to be completed during next quarter:
 Channel Inspection, vegetation control and other work as assigned.

Consultant/
 Contractor: _____
 Project
 Manager: Dwayne Ako Phone Number: 702-455-7540

**REGIONAL FLOOD CONTROL DISTRICT
MAINTENANCE WORK PROGRAM
QUARTERLY STATUS REPORT - FY 2018 - 2019**

MWP Facility #: **CC 20**
 Facility Name: **Indian Springs**
 MP Facility ID: **ISWE 0100-1001**
 MP Facility ID: _____
 MP Facility ID: _____
 MP Facility ID: _____
 MP Facility ID: _____
 MP Facility ID: _____

Entity: **CLARK COUNTY**
 Date Prepared: **4/29/2019**
 Quarter: **3rd Quarter**

Force Account/ Contract	Activity	Approved Work Plan Amount (\$)	Amended Work Plan Amount (\$)	Expended To Date (\$)	Percent Complete	Scheduled Completion Date
	3 Facility Assessment and Inventory	\$1,000.00	\$1,000.00	\$0.00		
	5 Inspect Channels	\$2,000.00	\$2,000.00	\$0.00		
	6 Inspect Levees, Deten/Debris Basins	\$2,000.00	\$2,000.00	\$919.78		
	8 Species Survey and Removal	\$0.00	\$0.00	\$0.00		
	10 Clean and Reshape Channels/Levees	\$0.00	\$0.00	\$0.00		
	15 Repair Lined Channel	\$0.00	\$0.00	\$0.00		
	20 Erosion Control and Repair	\$5,000.00	\$5,000.00	\$0.00		
	21 Provide/Maintain Dust Control	\$0.00	\$0.00	\$0.00		
	25 Clean Detention/Debris Basins	\$2,500.00	\$2,500.00	\$0.00		
	35 Fence Repair	\$0.00	\$0.00	\$0.00		
	40 Vegetation Control - Chemical	\$0.00	\$0.00	\$0.00		
	45 Vegetation Control - Mechanical	\$0.00	\$0.00	\$0.00		
	50 Maintain Access Road	\$0.00	\$0.00	\$0.00		
	55 Clean & Inspect Inlet/Outlet Structures	\$0.00	\$0.00	\$0.00		
	60 Repair Inlet/Outlet Structures	\$0.00	\$0.00	\$0.00		
	65 Clean Storm Sewer Lines	\$0.00	\$0.00	\$0.00		
	70 Storm Sewer Line Repair	\$0.00	\$0.00	\$0.00		
	75 Clean/Flush Culverts & Bridges	\$0.00	\$0.00	\$0.00		
	80 Miscellaneous Work Activities	\$1,000.00	\$1,000.00	\$0.00		
	85 Engineering	\$0.00	\$0.00	\$0.00		
	90 Homeless Cleanup	\$0.00	\$0.00	\$314.78		
	TOTALS	\$13,500.00	\$13,500.00	\$1,234.56	9%	

Delays or problem areas:

Work completed during current quarter:

Work to be completed during next quarter:

Channel Inspection, vegetation control and other work as assigned.

Consultant/
 Contractor:
 Project
 Manager: Dwayne Ako

Phone Number: 702-455-7540

**REGIONAL FLOOD CONTROL DISTRICT
MAINTENANCE WORK PROGRAM
QUARTERLY STATUS REPORT - FY 2018 - 2019**

MWP Facility #: CC 21
 Facility Name: Northern Beltway
 MP Facility ID: EKEA 0056-0338
 MP Facility ID: RCHB 0083, 0101, 0130, 0149, 0151
 MP Facility ID: GOBW 0000-0048
 MP Facility ID: GONO 0117-0335
 MP Facility ID: _____
 MP Facility ID: _____

Entity: CLARK COUNTY
 Date Prepared: 4/29/2019
 Quarter: 3rd Quarter

Force Account/ Contract	Activity	Approved Work Plan Amount (\$)	Amended Work Plan Amount (\$)	Expended To Date (\$)	Percent Complete	Scheduled Completion Date
	3 Facility Assessment and Inventory	\$1,000.00	\$0.00	\$0.00		
	5 Inspect Channels	\$2,000.00	\$2,000.00	\$1,006.43		
	6 Inspect Levees, Deten/Debris Basins	\$0.00	\$1,000.00	\$81.47		
	8 Species Survey and Removal	\$0.00	\$0.00	\$0.00		
	10 Clean and Reshape Channels/Levees	\$2,000.00	\$0.00	\$0.00		
	15 Repair Lined Channel	\$2,000.00	\$2,000.00	\$0.00		
	20 Erosion Control and Repair	\$10,000.00	\$5,000.00	\$0.00		
	21 Provide/Maintain Dust Control	\$0.00	\$0.00	\$0.00		
	25 Clean Detention/Debris Basins	\$0.00	\$0.00	\$0.00		
	35 Fence Repair	\$5,000.00	\$2,000.00	\$0.00		
	40 Vegetation Control - Chemical	\$2,000.00	\$2,000.00	\$0.00		
	45 Vegetation Control - Mechanical	\$0.00	\$0.00	\$0.00		
	50 Maintain Access Road	\$0.00	\$0.00	\$0.00		
	55 Clean & Inspect Inlet/Outlet Structures	\$0.00	\$0.00	\$0.00		
	60 Repair Inlet/Outlet Structures	\$0.00	\$0.00	\$0.00		
	65 Clean Storm Sewer Lines	\$0.00	\$0.00	\$0.00		
	70 Storm Sewer Line Repair	\$0.00	\$0.00	\$0.00		
	75 Clean/Flush Culverts & Bridges	\$0.00	\$0.00	\$0.00		
	80 Miscellaneous Work Activities	\$10,000.00	\$10,000.00	\$7,831.85		
	85 Engineering	\$0.00	\$0.00	\$0.00		
	90 Homeless Cleanup	\$0.00	\$10,000.00	\$2,087.07		
	TOTALS	\$34,000.00	\$34,000.00	\$11,006.82	32%	

Delays or problem areas:

Work completed during current quarter:

Work to be completed during next quarter:
 Channel maintenance contract adjacent to beltway.
 Channel Inspection, vegetation control and other work as assigned.

Consultant/
 Contractor: _____
 Project
 Manager: Dwayne Ako Phone Number: 702-455-7540

**REGIONAL FLOOD CONTROL DISTRICT
MAINTENANCE WORK PROGRAM
FY19 3RD QUARTERLY STATUS REPORT**

MWP Facility#: HN85

Entity: CITY OF HENDERSON

Facility Name: C1 NORTH
C1CH 0000-0441, C1CT 0000-0075, C1DC 0000-0303, C1E1 0000-0085, C1EQ 0000-0287, C1FK 0000-0073, C1HV 0000-0300, C1IT 0273, C1LM 0000-0130, C1RT 0000-0041, LLMW 0000, LLMW 0129, LLMW 0203

Date Prepared: 3/31/19

MP Facility ID: 0129, LLMW 0203

Force Account/Contract	Activity	Approved Work Plan Amount (\$)	Amended Work Plan Amount (\$)	Total Expenditures (\$)	Percent Complete	Scheduled Completion Date
3	Facility Assessment and Inventory	\$25,000.00	\$25,000.00	\$9,392.72	38%	
5	Inspect Channels	\$5,000.00	\$5,000.00	\$4,795.47	96%	
6	Inspect Levees/Detention and Debris Basins	\$10,000.00	\$10,000.00	\$4,568.22	46%	
8	Species Survey and Removal	\$5,000.00	\$5,000.00	\$1,440.00	29%	
10	Clean and Reshape Channels/Levees	\$55,000.00	\$55,000.00	\$3,391.48	6%	
15	Repair Lined Channel	\$583,420.00	\$533,416.01	\$197,478.54	37%	
20	Erosion Control and Repair	\$50,000.00	\$50,000.00	\$143.06	0%	
21	Provide/Maintain Dust Control	\$20,000.00	\$20,000.00	\$16,263.84	81%	
25	Clean Detention/Debris Basins	\$260,000.00	\$0.00	\$5,521.32	2%	
35	Fence Repair	\$20,000.00	\$5,827.25	\$5,827.25	100%	
40	Vegetation Control - Chemical					
45	Vegetation Control - Mechanical	\$211,000.00	\$194,759.90	\$194,759.90	100%	
50	Maintain Access Road	\$20,000.00	\$4,685.95	\$1,276.57	27%	
55	Clean & Inspect Inlet/Outlet Structures					
60	Repair Inlet/Outlet Structures		\$368.24	\$368.24	100%	
65	Clean Storm Sewer Lines					
70	Storm Sewer Repair					
75	Clean/Flush Culverts & Bridges	\$6,000.00	\$6,000.00	\$0.00	0%	
80	Miscellaneous Work Activities					
85	Engineering	\$72,644.18	\$72,644.18	\$72,434.91	100%	
90	Homeless Encampment Cleanup	\$5,000.00	\$5,000.00	\$3,390.46	68%	
TOTALS		\$1,348,064.18	\$992,701.53	\$521,051.98		Jun-2019

Delays or Problem Areas:

Work completed during prior fiscal year:

Act 3 - Select a consultant to start the Asset Management Program for Regional Flood Control Facilities. Act 20, Act 21 - 4-Kids Channel (C1FK 0040) repair the erosion upstream of the Unilever site. Other expenditures on this facility were for regular maintenance activities.

Work to be completed during current fiscal year:

Act 3 - Consultant to start the Asset Management Program for Regional Flood Control Facilities. Act 8, Act 20, Act 21, Act 25, Act 85 - Northeast C1 Detention Basin; remove sediment and debris from detention basin and repair erosion on embankments. Act 40, Act 45 - C1 Channel remove vegetation and re-establish flowline in natural portion of C1 Channel downstream of Tuscany subdivision. Other budgeted funding to be expended on this facility for regular maintenance activities

Consultant/
Contractor:
Project
Manager:

Albert J. Janowski

(702) 267-3024

**REGIONAL FLOOD CONTROL DISTRICT
MAINTENANCE WORK PROGRAM
FY19 3RD QUARTERLY STATUS REPORT**

MWP Facility#: HR06

Entity: CITY OF HENDERSON

Facility Name: C1 SOUTH Date Prepared: 3/31/19

MWP Facility ID: C1BH 0000-0214, C1CH 0455-0874, C1CH 0711, C1CH 0742-1138, C1GW 0000-0081, C1U1 0000-0082, C1US 0000-0078

Force Account/Contract	Activity	Approved Work Plan Amount (\$)	Amended Work Plan Amount (\$)	Total Expenditures (\$)	Percent Complete	Scheduled Completion Date
	3 Facility Assessment and Inventory	\$25,000.00	\$25,000.00	\$9,457.82	38%	
	5 Inspect Channels	\$2,000.00	\$2,504.92	\$2,504.92	100%	
	6 Inspect Levees/Detention and Debris Basins	\$2,220.60	\$2,444.35	\$2,444.35	100%	
	8 Species Survey and Removal	\$5,300.00	\$5,300.00	\$5,252.39	99%	
	10 Clean and Reshape Channels/Levees	\$8,778.46	\$28,124.13	\$28,124.13	100%	
	15 Repair Lined Channel					
	20 Erosion Control and Repair	\$15,000.00	\$15,000.00	\$0.00	0%	
	21 Provide/Maintain Dust Control	\$5,000.00	\$5,000.00	\$4,709.30	94%	
	25 Clean Detention/Debris Basins	\$215,248.56	\$288,081.47	\$288,081.47	100%	
	35 Fence Repair	\$3,000.00	\$3,000.00	\$1,819.99	61%	
	40 Vegetation Control - Chemical					
	45 Vegetation Control - Mechanical	\$20,000.00	\$20,000.00	\$9,176.94	46%	
	50 Maintain Access Road					
	55 Clean & Inspect Inlet/Outlet Structures	\$3,000.00	\$3,000.00	\$0.00	0%	
	60 Repair Inlet/Outlet Structures					
	65 Clean Storm Sewer Lines					
	70 Storm Sewer Repair					
	75 Clean/Flush Culverts & Bridges	\$1,000.00	\$1,000.00	\$0.00	0%	
	80 Miscellaneous Work Activities	\$5,000.00	\$5,000.00	\$0.00	0%	
	85 Engineering	\$32,000.00	\$32,000.00	\$25,797.66	81%	
	90 Homeless Encampment Cleanup	\$5,000.00	\$5,000.00	\$2,442.34	49%	
	TOTALS	\$347,547.62	\$440,454.87	\$379,811.31		Jun-2019

Delays or Problem Areas:

Due to high bids exceeding Engineer's estimate on Mission Hills Detention Basin, funding was no longer available for asset management.

Work completed during prior fiscal year:

Act 3 - Select a consultant to start the Asset Management Program for Regional Flood Control Facilities. Act 21, Act 25 and Act 85 - Completed Mission Hills Detention Basin debris and sediment removal at C1CH 0854. Other expenditures on this facility were for regular maintenance activities.

Work to be completed during current fiscal year:

Act 3 - Consultant to start the Asset Management Program for Regional Flood Control Facilities. Activities 8, 20, 21, 25 and 85 - Black Mountain DB Sediment and Debris Removal. Other budgeted funding to be expended on this facility for regular maintenance activities.

Consultant/
Contractor:
Project
Manager: Albert J. Jankowski (702) 287-3024

**REGIONAL FLOOD CONTROL DISTRICT
MAINTENANCE WORK PROGRAM
FY19 3RD QUARTERLY STATUS REPORT**

MWP Facility#: HNS7
 Facility Name: PITTMAN CENTRAL NE
 MP Facility ID: PTBR 0067-0175, PTGB 0068-0249, PTPA 0260, PTVW 0000-0187

Entity: CITY OF HENDERSON
 Date Prepared: 3/31/19

Force Account/ Contract	Activity	Approved Work Plan Amount (\$)	Amended Work Plan Amount (\$)	Total Expenditures (\$)	Percent Complete	Scheduled Completion Date
	3 Facility Assessment and Inventory					
	5 Inspect Channels	\$1,800.00	\$1,800.00	\$746.18	41%	
	6 Inspect Levees/Detention and Debris Basins	\$1,025.08	\$1,136.94	\$1,136.94	100%	
	8 Species Survey and Removal					
	10 Clean and Reshape Channels/Levees	\$20,000.00	\$20,000.00	\$48.61	0%	
	15 Repair Lined Channel					
	20 Erosion Control and Repair	\$1,000.00	\$1,000.00	\$0.00	0%	
	21 Provide/Maintain Dust Control	\$2,000.00	\$2,000.00	\$1,986.29	99%	
	25 Clean Detention/Debris Basins	\$10,000.00	\$10,000.00	\$5,385.00	54%	
	35 Fence Repair	\$5,000.00	\$5,000.00	\$2,192.42	44%	
	40 Vegetation Control - Chemical					
	45 Vegetation Control - Mechanical	\$20,000.00	\$20,000.00	\$12,753.69	64%	
	50 Maintain Access Road					
	55 Clean & Inspect Inlet/Outlet Structures	\$3,000.00	\$3,000.00	\$0.00	0%	
	60 Repair Inlet/Outlet Structures					
	65 Clean Storm Sewer Lines					
	70 Storm Sewer Repair					
	75 Clean/Flush Culverts & Bridges					
	80 Miscellaneous Work Activities					
	85 Engineering	\$8,263.34	\$13,316.89	\$13,316.89	100%	
	90 Homeless Encampment Cleanup					
	TOTALS	\$72,088.42	\$77,253.83	\$37,566.02		Jun-2019
Delays or Problem Areas:						
Work completed during prior fiscal year:						
Act 25 - Pioneer Detention Basin (PTVW 0184 - 0185); removed approximately 6,000 cubic yards of sediment and debris. Other expenditures on this facility were for regular maintenance activities.						
Work to be completed during current fiscal year:						
Budgeted funding to be expended on this facility for regular maintenance activities						

Consultant/
 Contractor: _____
 Project
 Manager: Albert J. Janikowski (702) 267-3024

25

**REGIONAL FLOOD CONTROL DISTRICT
MAINTENANCE WORK PROGRAM
FY19 3RD QUARTERLY STATUS REPORT**

MWP Facility#: H969
Facility Name: PITTMAN CENTRAL SE

Entity: CITY OF HENDERSON
Date Prepared: 3/31/19

MP Facility ID: PTHR 0000-0210, PTIS 0000-0258, PTPD 0010-0063, PTRR 0000-0135, PTWH 0000-0116

Force Account/ Contract	Activity	Approved Work Plan Amount (\$)	Amended Work Plan Amount (\$)	Total Expenditures (\$)	Percent Complete	Scheduled Completion Date
3	Facility Assessment and Inventory					
5	Inspect Channels	\$2,000.00	\$2,000.00	\$1,749.89	87%	
6	Inspect Levees/Detention and Debris Basins					
8	Species Survey and Removal					
10	Clean and Reshape Channels/Levees	\$10,000.00	\$10,000.00	\$606.13	6%	
15	Repair Lined Channel		\$129.35	\$129.35	100%	
20	Erosion Control and Repair					
21	Provide/Maintain Dust Control	\$2,000.00	\$2,000.00	\$0.00	0%	
25	Clean Detention/Debris Basins					
35	Fence Repair	\$5,000.00	\$5,000.00	\$673.71	13%	
40	Vegetation Control - Chemical					
45	Vegetation Control - Mechanical	\$10,000.00	\$10,000.00	\$1,504.39	15%	
50	Maintain Access Road					
55	Clean & Inspect Inlet/Outlet Structures					
60	Repair Inlet/Outlet Structures					
65	Clean Storm Sewer Lines					
70	Storm Sewer Repair					
75	Clean/Flush Culverts & Bridges					
80	Miscellaneous Work Activities					
85	Engineering	\$6,348.75	\$11,846.24	\$11,846.24	100%	
90	Homeless Encampment Cleanup	\$5,000.00	\$5,000.00	\$4,922.51	98%	
TOTALS		\$40,348.75	\$45,975.59	\$21,432.22		Jun-2019

Delays or Problem Areas:

Work completed during prior fiscal year:

Act 15, Act 21, Act 45 - I-515 Channel (PTIS 0029-0166); re-establish the channel and repair the reno mattresses along the I-515 near Horizon and Horizon Ridge. Other expenditures on this facility were for regular maintenance activities.

Work to be completed during current fiscal year:

Budgeted funding to be expended on this facility for regular maintenance activities

Consultant/
Contractor:
Project
Manager: Albert J. Jankowiak

(702) 267-3024

**REGIONAL FLOOD CONTROL DISTRICT
MAINTENANCE WORK PROGRAM
FY19 3RD QUARTERLY STATUS REPORT**

MWP Facility#: 18095
 Facility Name: PITTMAN CENTRAL NW
 MP Facility ID: 0000-0476, WWDC 0000-0084

Entity: CITY OF HENDERSON
 Date Prepared: 3/31/19

DCWA 0646-0670, PTDC 0026-0237, PTPE 0000-0166, PTRW 0000-0170, PTSW 0000-0129, PTWA

Force Account/Contract	Activity	Approved Work Plan Amount (\$)	Amended Work Plan Amount (\$)	Total Expenditures (\$)	Percent Complete	Scheduled Completion Date
3	Facility Assessment and Inventory					
5	Inspect Channels	\$2,000.00	\$2,000.00	\$1,399.64	70%	
6	Inspect Levees/Detention and Debris Basins	\$1,000.00	\$1,000.00	\$745.53	75%	
8	Species Survey and Removal					
10	Clean and Reshape Channels/Levees	\$20,000.00	\$54,717.29	\$54,717.29	100%	
15	Repair Lined Channel	\$20,000.00	\$20,000.00	\$133.31	1%	
20	Erosion Control and Repair	\$10,373.48	\$10,373.48	\$10,373.48	100%	
21	Provide/Maintain Dust Control	\$5,500.00	\$5,500.00	\$2,476.72	45%	
25	Clean Detention/Debris Basins	\$2,000.00	\$2,000.00	\$0.00	0%	
35	Fence Repair	\$11,000.00	\$11,000.00	\$5,674.42	52%	
40	Vegetation Control - Chemical		\$1,289.56	\$1,289.56	100%	
45	Vegetation Control - Mechanical	\$36,648.69	\$153,387.49	\$153,387.49	100%	
50	Maintain Access Road					
55	Clean & Inspect Inlet/Outlet Structures					
60	Repair Inlet/Outlet Structures					
65	Clean Storm Sewer Lines					
70	Storm Sewer Repair					
75	Clean/Flush Culverts & Bridges	\$6,665.12	\$8,625.98	\$8,625.98	100%	
80	Miscellaneous Work Activities	\$2,497.88	\$2,637.57	\$2,637.57	100%	
85	Engineering	\$23,570.21	\$92,031.75	\$92,031.75	100%	
90	Homeless Encampment Cleanup	\$2,872.04	\$2,872.04	\$2,872.04	100%	
TOTALS		\$144,427.42	\$367,435.16	\$336,364.78		Jun-2019

Delays or Problem Areas:

Work completed during prior fiscal year:

Act 15 - Whitney Channel (WWDC 0054-0055); Repair approximately 150 feet of lined channel. Act 15, Act 21, Act 25, Act 50 - East C -1 Detention Basin (C1DC 0302 and C1DC 0303); response to Nevada Division of Water Resources-Dam Safety Engineer's Office requirement of immediate action. Act 85 - Sandwedge Channel (PTSW 0019); Engineering evaluation recommendation and construction estimate for repair on the culvert headwall. Other expenditures on this facility were for regular maintenance activities.

Work to be completed during current fiscal year:

Act 15 - Construction and repair of culvert headwall at Sandwedge Channel. Other budgeted funding to be expended on this facility for regular maintenance activities

Consultant/
Contractor:
Project
Manager:

Albert J. Jankowski

(702) 267-3024

**REGIONAL FLOOD CONTROL DISTRICT
MAINTENANCE WORK PROGRAM
FY19 3RD QUARTERLY STATUS REPORT**

MWP Facility#: HN70
 Facility Name: PITTMAN CENTRAL SW
 MP Facility ID: PTDW 0000-0088, PTFD 0000-0111, PTLM 0000-0078, PTMR 0000-0399, PTRE 0000-0246, PTST 0000-0170, PTVV 0000-0005

Entity: CITY OF HENDERSON
 Date Prepared: 3/31/19

Force Account/ Contract	Activity	Approved Work Plan Amount (\$)	Amended Work Plan Amount (\$)	Total Expenditures (\$)	Percent Complete	Scheduled Completion Date
3	Facility Assessment and Inventory					
5	Inspect Channels	\$1,000.00	\$1,000.00	\$896.14	90%	
6	Inspect Levees/Detention and Debris Basins					
8	Species Survey and Removal					
10	Clean and Reshape Channels/Levees	\$10,000.00	\$10,000.00	\$3,147.26	31%	
15	Repair Lined Channel					
20	Erosion Control and Repair					
21	Provide/Maintain Dust Control	\$1,000.00	\$1,000.00	\$0.00	0%	
25	Clean Detention/Debris Basins					
35	Fence Repair	\$2,000.00	\$2,000.00	\$563.13	28%	
40	Vegetation Control - Chemical					
45	Vegetation Control - Mechanical	\$5,000.00	\$5,000.00	\$260.77	5%	
50	Maintain Access Road					
55	Clean & Inspect Inlet/Outlet Structures					
60	Repair Inlet/Outlet Structures					
65	Clean Storm Sewer Lines					
70	Storm Sewer Repair					
75	Clean/Flush Culverts & Bridges					
80	Miscellaneous Work Activities					
85	Engineering	\$5,759.45	\$8,885.03	\$8,885.03	100%	
90	Homeless Encampment Cleanup					
TOTALS		\$24,759.45	\$27,885.03	\$13,752.33		Jun-2019

Delays or Problem Areas:

Work completed during prior fiscal year:

Expenditures on this facility were for regular maintenance activities.

Work to be completed during current fiscal year:

Budgeted funding to be expended on this facility for regular maintenance activities

Consultant/
 Contractor:
 Project
 Manager:

Albert J. Jankovsek

(702) 267-3024

**REGIONAL FLOOD CONTROL DISTRICT
MAINTENANCE WORK PROGRAM
FY19 3RD QUARTERLY STATUS REPORT**

MWP Facility#: HN71
 Facility Name: PITTMAN ANTHEM INSPIRADA

Entity: CITY OF HENDERSON
 Date Prepared: 3/31/19

MP Facility ID: PTAD 0000-0070, PTAN 0000-0280, PTAT 0000-0007, PTCR 0000-0036, PTDY 0000, PTEA 0483-0773, PTOG 0000-0016, PTPN 0000-0039, PTRD 0000-0055, PTSA 0000-0091, PTSE 0000-0346, PTSN 0000-0083, PTSS 0000-0012, PTWS 0000-0083

Force Account/ Contract	Activity	Approved Work Plan Amount (\$)	Amended Work Plan Amount (\$)	Total Expenditures (\$)	Percent Complete	Scheduled Completion Date
3	Facility Assessment and Inventory					
5	Inspect Channels	\$2,000.00	\$2,000.00	\$1,032.71	52%	
6	Inspect Levees/Detention and Debris Basins	\$2,512.14	\$2,512.14	\$2,512.14	100%	
8	Species Survey and Removal					
10	Clean and Reshape Channels/Levees	\$5,000.00	\$5,000.00	\$676.52	14%	
15	Repair Lined Channel					
20	Erosion Control and Repair					
21	Provide/Maintain Dust Control	\$2,000.00	\$2,000.00	\$0.00	0%	
25	Clean Detention/Debris Basins	\$5,000.00	\$5,000.00	\$86.77	2%	
35	Fence Repair	\$2,000.00	\$3,853.85	\$3,853.85	100%	
40	Vegetation Control - Chemical					
45	Vegetation Control - Mechanical	\$5,000.00	\$5,000.00	\$0.00	0%	
50	Maintain Access Road					
55	Clean & Inspect Inlet/Outlet Structures	\$500.00	\$8,420.71	\$8,420.71	100%	
60	Repair Inlet/Outlet Structures					
65	Clean Storm Sewer Lines					
70	Storm Sewer Repair					
75	Clean/Flush Culverts & Bridges					
80	Miscellaneous Work Activities					
85	Engineering	\$5,462.31	\$10,682.03	\$10,682.03	100%	
90	Homeless Encampment Cleanup					
TOTALS		\$29,474.45	\$44,468.73	\$27,264.73		Jun-2019

Delays or Problem Areas:

Work completed during prior fiscal year:

Expenditures on this facility were for regular maintenance activities.

Work to be completed during current fiscal year:

Budgeted funding to be expended on this facility for regular maintenance activities

Consultant/
 Contractor:
 Project
 Manager: Albert J. Jankowski (702) 287-3024

**REGIONAL FLOOD CONTROL DISTRICT
MAINTENANCE WORK PROGRAM
FY19 3RD QUARTERLY STATUS REPORT**

MWP Facility#: HN72

Entity: CITY OF HENDERSON

Facility Name: PITTMAN SEVEN HILLS

Date Prepared: 3/31/19

MP Facility ID: PTAP 0000-0191, PTEA 0000-0230, PTEA 0244, PTEA 0437-0439, PTGV 0000-0073, PTHD 0000-0020, PTPW 0000-0308, PTHH 0011-0084

Force Account/ Contract	Activity	Approved Work Plan Amount (\$)	Amended Work Plan Amount (\$)	Total Expenditures (\$)	Percent Complete	Scheduled Completion Date
3	Facility Assessment and Inventory					
5	Inspect Channels	\$3,969.50	\$807.34	\$807.34	100%	
6	Inspect Levees/Detention and Debris Basins	\$1,000.00	\$3,969.50	\$3,969.50	100%	
8	Species Survey and Removal					
10	Clean and Reshape Channels/Levees	\$5,000.00	\$5,000.00	\$2,790.84	56%	
15	Repair Lined Channel					
20	Erosion Control and Repair					
21	Provide/Maintain Dust Control	\$2,000.00	\$2,000.00	\$0.00	0%	
25	Clean Detention/Debris Basins					
35	Fence Repair	\$1,217.87	\$2,124.23	\$2,124.23	100%	
40	Vegetation Control - Chemical					
45	Vegetation Control - Mechanical	\$5,000.00	\$5,000.00	\$3,426.14	69%	
50	Maintain Access Road					
55	Clean & Inspect Inlet/Outlet Structures	\$1,000.00	\$1,000.00	\$0.00	0%	
60	Repair Inlet/Outlet Structures					
65	Clean Storm Sewer Lines					
70	Storm Sewer Repair					
75	Clean/Flush Culverts & Bridges					
80	Miscellaneous Work Activities					
85	Engineering	\$4,969.30	\$10,580.53	\$10,580.53	100%	
90	Homeless Encampment Cleanup		\$1,757.22	\$1,757.22	100%	
TOTALS		\$24,156.67	\$32,238.82	\$25,455.80		Jun-2019

Delays or Problem Areas:

Work completed during prior fiscal year:

Act 45 - Pittman Anthem Parkway Channel (PTAP 0005-0045); vegetation removal and disposal. Other expenditures on this facility were for regular maintenance activities.

Work to be completed during current fiscal year:

Budgeted funding to be expended on this facility for regular maintenance activities

Consultant/
Contractor:
Project
Manager:

Albert J. Jankowski

(702) 267-3024

**REGIONAL FLOOD CONTROL DISTRICT
MAINTENANCE WORK PROGRAM
FY19 3RD QUARTERLY STATUS REPORT**

MWP Facility#: HN73
 Facility Name: PITTMAN WEST HENDERSON

Entity: CITY OF HENDERSON
 Date Prepared: 3/31/19

MP Facility ID: PTN1 0000, PTN2 0000, PTN2 0086-0251, PTNO 0180-0182, PTNO 0190-0195, PTWA 0815-0905

Force Account/ Contract	Activity	Approved Work Plan Amount (\$)	Amended Work Plan Amount (\$)	Total Expenditures (\$)	Percent Complete	Scheduled Completion Date
3	Facility Assessment and Inventory					
5	Inspect Channels	\$300.00	\$300.00	\$57.93	19%	
6	Inspect Levees/Detention and Debris Basins	\$1,000.00	\$1,000.00	\$53.00	5%	
8	Species Survey and Removal					
10	Clean and Reshape Channels/Levees					
15	Repair Lined Channel					
20	Erosion Control and Repair					
21	Provide/Maintain Dust Control					
25	Clean Detention/Debris Basins					
35	Fence Repair	\$1,000.00	\$1,000.00	\$129.69	13%	
40	Vegetation Control - Chemical					
45	Vegetation Control - Mechanical					
50	Maintain Access Road					
55	Clean & Inspect Inlet/Outlet Structures					
60	Repair Inlet/Outlet Structures					
65	Clean Storm Sewer Lines					
70	Storm Sewer Repair					
75	Clean/Flush Culverts & Bridges					
80	Miscellaneous Work Activities					
85	Engineering	\$4,833.04	\$7,286.44	\$7,286.44	100%	
90	Homeless Encampment Cleanup					
	TOTALS	\$7,133.04	\$9,586.44	\$7,527.06		Jun-2019

Delays or Problem Areas:

Work completed during prior fiscal year:

Expenditures on this facility were for regular maintenance activities.

Work to be completed during current fiscal year:

Budgeted funding to be expended on this facility for regular maintenance activities

Consultant/
 Contractor:
 Project
 Manager: Albert J. Jankowski

(702) 267-3024

31

**REGIONAL FLOOD CONTROL DISTRICT
MAINTENANCE WORK PROGRAM
THIRD QUARTER - FY 2018-19**

MWP Facility #: LV51
 Facility Name: Cedar Avenue Channel/Nellis System
 MP Facility ID: CACH 0000 - 0148,
CABZ 0000 - 0010, CACN 0000 - 0049,
LVBZ 0166 - 0223

Entity: City of Las Vegas
 Date Prepared: 4/25/2019

Force Account/Contract	Activity	Work Plan Amount (\$)	Amended Work Plan Amount (\$)	Expended To Date (\$)	Percent Complete	Scheduled Completion Date *
FA 03	Facility Assessment and Inventory	\$5,000.00	\$5,000.00			Jun-19
FA 05	Inspect Channels	\$1,000.00	\$1,000.00			Jun-19
	06 Inspect Levees/Detention and Debris Basins					
	08 Species Survey and Removal	\$10,000.00	\$5,000.00			Jun-19
FA 10	Clean and Reshape Channels/Levees	\$20,000.00	\$1,000.00			Jun-19
FA 15	Repair Lined Channel	\$5,000.00	\$5,000.00			Jun-19
	20 Erosion Control and Repair	\$10,000.00	\$5,000.00			Jun-19
	21 Provide/Maintain Dust Control					
	25 Clean Detention Debris Basins					
	35 Fence Repair	\$10,000.00	\$10,000.00			Jun-19
	40 Vegetation Control - Chemical					
	45 Vegetation Control - Mechanical	\$10,000.00	\$5,000.00			Jun-19
	50 Maintain Access Road					
FA 55	Clean & Inspect Inlet/Outlet Structures	\$10,000.00	\$5,000.00			Jun-19
	60 Repair Inlet/Outlet Structures					
FA 65	Clean Storm Sewer Lines	\$2,000.00	\$2,000.00			Jun-19
FA 70	Storm Sewer Repair	\$1,000.00	\$1,000.00			Jun-19
FA 75	Clean/Flush Culverts & Bridges	\$2,000.00	\$2,000.00	\$94.96		Jun-19
FA 80	Miscellaneous Work Activities	\$13,000.00	\$13,000.00			Jun-19
FA 85	Engineering	\$1,000.00	\$40,000.00	\$34,111.42		Jun-19
FA 90	Homeless Encampment Cleanup					
TOTALS		\$100,000.00	\$100,000.00	\$34,206.38	34.2%	

Delays or Problem Areas:

Work completed during prior Fiscal Year:

Cleaned Cedar Avenue channel twice a year (CACH 0000-0148) and graffiti removal. Routine maintenance work activities.

Work to be completed during current Fiscal Year:

Inspect and clean storm drain facilities. Clean open channel twice a year (CACH 0000-0148) and graffiti removal. Routine maintenance work activities.

City/County/Contractor: N/A
 Project Manager: Oh Sang Kwon, P.E./Matthew Meyer, P.E. Phone Number: 702-229-6541

**REGIONAL FLOOD CONTROL DISTRICT
MAINTENANCE WORK PROGRAM
THIRD QUARTER - FY 2018-19**

MWP Facility #: LV52
 Facility Name: Gowan/Angel Pk/Lone Mtn System
 MP Facility ID: GONO 0000 - 0110, GOSO 0000 - 0462, GODU 0000 - 0050, GOL5 0006-0032
GOOF 0427 - 0775, GOCR 0180 - 0201, GOLB 0000 - 0030, GOL3 0000-0115
GOLM 0000 - 0277, GOBU 0000 - 0085, GOBW 0103, GOBX 0000, GOBE 0000-0139
APDG 0000 - 0060, APOF 0000 - 0124, APP1 0000 - 0056, GOTE 0000
G002 0000 - 0257, APNO 0015, APNO 0012, GOLO 0152-0275, APNO 0001-0004
APSP 0000 - 0183, APBE 0000 - 0122, APSO 0000, APSO 0020, APFH 0089
APSO 0204, APSO 0254, APSO 0255, APSO 0345, APMD 0027, GOL5 0000, APD2 0000 - 0002
APMD 0132, APMD 0190 - 0258, GOL2 0000 - 0014, APD3 0000 - 0021, GOWC 0000,
GOL3 0128, GOL4 0000 - 0026, APFH 0000 - 0061, APM5 0000, APAD 0000 - 0225, APCB 0000 - 0080

Entity: City of Las Vegas
 Date Prepared: 4/25/2019

Force Account/Contract	Activity	Work Plan Amount (\$)	Amended Work Plan Amount (\$)	Expended To Date (\$)	Percent Complete	Scheduled Completion Date *
FA 03	Facility Assessment and Inventory	\$7,000.00	\$7,000.00			Jun-19
FA 05	Inspect Channels	\$6,000.00	\$6,000.00			Jun-19
FA 06	Inspect Levees/Detention and Debris Basins	\$5,000.00	\$5,000.00			Jun-19
FA 08	Species Survey and Removal	\$20,000.00	\$10,000.00			Jun-19
	10 Clean and Reshape Channels/Levees	\$10,000.00	\$10,000.00			Jun-19
FA 15	Repair Lined Channel	\$100,000.00	\$375,000.00	\$355,451.69		Jun-19
FA 20	Erosion Control and Repair	\$50,000.00	\$10,000.00			Jun-19
FA 21	Provide/Maintain Dust Control	\$10,000.00	\$10,000.00			Jun-19
FA 25	Clean Detention Debris Basins	\$100,000.00	\$5,000.00			Jun-19
FA 35	Fence Repair	\$50,000.00	\$20,000.00	\$15,945.00		Jun-19
	40 Vegetation Control - Chemical	\$2,000.00	\$2,000.00			Jun-19
FA 45	Vegetation Control - Mechanical	\$20,000.00	\$5,000.00			Jun-19
	50 Maintain Access Road	\$5,000.00	\$5,000.00			Jun-19
FA 55	Clean & Inspect Inlet/Outlet Structures	\$40,000.00	\$10,000.00			Jun-19
FA 60	Repair Inlet/Outlet Structures	\$120,000.00	\$70,000.00			Jun-19
	65 Clean Storm Sewer Lines	\$10,000.00	\$10,000.00			Jun-19
FA 70	Storm Sewer Repair	\$40,000.00	\$5,000.00			Jun-19
FA 75	Clean/Flush Culverts & Bridges	\$45,000.00	\$5,000.00			Jun-19
FA 80	Miscellaneous Work Activities	\$10,000.00	\$10,000.00	\$10,043.73		Jun-19
FA 85	Engineering	\$50,000.00	\$120,000.00	\$96,805.50		Jun-19
FA 90	Homeless Encampment Cleanup					
TOTALS		\$700,000.00	\$700,000.00	\$478,245.92	68.3%	

Delays or Problem Areas:

Work completed during prior Fiscal Year:

Graffiti and trash removed within the Gilmore Channel (GOLM 0150 - 0240). Reseal joints along the beltway channel. Cleaned and inspected detention basins. Removed sediments along the beltway channel. Routine maintenance work activities.

Work to be completed during current Fiscal Year:

Graffiti and trash removal. Vegetation control throughout the detention basins. Repair crack concrete and joint seals in various locations. Repair erosion damages in embankment of the detention basins. Clean and inspect detention basins. Remove sediment along the beltway channel. Routine maintenance work activities.

Consultant/Contractor: N/A

Project Manager: Oh Sang Kwon, P.E./Matthew Meyer, P.E. Phone Number: 702-229-6541

**REGIONAL FLOOD CONTROL DISTRICT
MAINTENANCE WORK PROGRAM
THIRD QUARTER - FY 2018-19**

MWP Facility #: LV53
 Facility Name: Lake Mead/Smoke Ranch/Washington System
 MP Facility ID: LVLM 0336 - 0525, LVSR 0312 - 0525,
LV15 0284 - 0474, LVOW 0000 - 0351,
LVRA 0000 - 0066, LVPK 0000 - 0130

Entity: City of Las Vegas
 Date Prepared: 4/25/2019

Force Account/Contract	Activity	Work Plan Amount (\$)	Amended Work Plan Amount (\$)	Expended To Date (\$)	Percent Complete	Scheduled Completion Date *
FA 03	Facility Assessment and Inventory	\$5,000.00	\$5,000.00			Jun-19
FA 05	Inspect Channels	\$10,000.00	\$10,000.00			Jun-19
	06 Inspect Levees/Detention and Debris Basins					
	08 Species Survey and Removal					
FA 10	Clean and Reshape Channels/Levees	\$2,500.00	\$2,500.00			Jun-19
FA 15	Repair Lined Channel	\$3,500.00	\$3,500.00			Jun-19
	20 Erosion Control and Repair					
	21 Provide/Maintain Dust Control					
	25 Clean Detention Debris Basins					
FA 35	Fence Repair	\$2,000.00	\$2,000.00			Jun-19
	40 Vegetation Control - Chemical					
	45 Vegetation Control - Mechanical					
	50 Maintain Access Road					
FA 55	Clean & Inspect Inlet/Outlet Structures	\$16,000.00	\$9,000.00			Jun-19
FA 60	Repair Inlet/Outlet Structures	\$5,000.00	\$5,000.00			Jun-19
FA 65	Clean Storm Sewer Lines	\$2,500.00	\$2,500.00			Jun-19
FA 70	Storm Sewer Repair	\$28,000.00	\$18,000.00			Jun-19
	75 Clean/Flush Culverts & Bridges	\$20,000.00	\$10,000.00			Jun-19
FA 80	Miscellaneous Work Activities	\$2,500.00	\$2,500.00			Jun-19
FA 85	Engineering	\$3,000.00	\$30,000.00	\$27,572.11		Jun-19
FA 90	Homeless Encampment Cleanup					
TOTALS		\$100,000.00	\$100,000.00	\$27,572.11	27.6%	

Delays or Problem Areas:

Work completed during prior Fiscal Year:

Routine maintenance work activities.

Work to be completed during current Fiscal Year:

Remove debris, clean drop inlets, and repair any damages. Routine maintenance work activities.

Consultant/Contractor: N/A
 Project Manager: Oh Sang kwon, P.E./Matthew Meyer, P.E. Phone Number: 702-229-6541

**REGIONAL FLOOD CONTROL DISTRICT
MAINTENANCE WORK PROGRAM
THIRD QUARTER - FY 2018-19**

MWP Facility #: LV54
 Facility Name: Las Vegas Wash System
 MP Facility ID: LVMD 1069 - 1354

Entity: City of Las Vegas
 Date Prepared: 4/25/2019

Force Account/Contract	Activity	Work Plan Amount (\$)	Amended Work Plan Amount (\$)	Expended To Date (\$)	Percent Complete	Scheduled Completion Date *
FA 03	Facility Assessment and Inventory	\$25,000.00	\$20,000.00			Jun-19
FA 05	Inspect Channels	\$20,000.00	\$20,000.00			Jun-19
	06 Inspect Levees/Detention and Debris Basins					
FA 08	Species Survey and Removal	\$10,000.00	\$5,000.00			Jun-19
FA 10	Clean and Reshape Channels/Levees	\$75,000.00	\$75,000.00	\$10,397.74		Jun-19
FA 15	Repair Lined Channel	\$320,000.00	\$170,000.00			Jun-19
	20 Erosion Control and Repair	\$5,000.00	\$5,000.00			Jun-19
	21 Provide/Maintain Dust Control					
	25 Clean Detention Debris Basins					
FA 35	Fence Repair	\$20,000.00	\$20,000.00	\$5,446.76		Jun-19
	40 Vegetation Control - Chemical					
FA 45	Vegetation Control - Mechanical	\$173,000.00	\$173,000.00	\$123,200.00		Jun-19
	50 Maintain Access Road	\$2,000.00	\$12,000.00	\$9,915.75		Jun-19
	55 Clean & Inspect Inlet/Outlet Structures					
	60 Repair Inlet/Outlet Structures					
	65 Clean Storm Sewer Lines					
FA 70	Storm Sewer Repair	\$5,000.00	\$5,000.00			Jun-19
FA 75	Clean/Flush Culverts & Bridges	\$5,000.00	\$5,000.00	\$292.00		Jun-19
FA 80	Miscellaneous Work Activities	\$10,000.00	\$120,000.00	\$103,140.93		Jun-19
FA 85	Engineering	\$30,000.00	\$70,000.00	\$61,728.89		Jun-19
FA 90	Homeless Encampment Cleanup					
TOTALS		\$700,000.00	\$700,000.00	\$314,122.07	44.9%	

Delays or Problem Areas:

Work completed during prior Fiscal Year:

Bi-annual vegetation control and erosion control along the Las Vegas Wash. Repaired Mat along Las Vegas Wash between Washington Avenue and Stewart Avenue (LVMD 1120 - 1178) for erosion control. Removed sediments and trash.

Work to be completed during current Fiscal Year:

Provide bi-annual vegetation control. Continue with the sediment removal. Routine maintenance work activities.

Consultant/Contractor: N/A
 Project Manager: Oh Sang Kwon, P.E./Matthew Meyer, P.E. Phone Number: 702-229-6541

**REGIONAL FLOOD CONTROL DISTRICT
MAINTENANCE WORK PROGRAM
THIRD QUARTER - FY 2018-19**

MWP Facility #: LV55
 Facility Name: Meadows/Oakey System
 MP Facility ID: LCME 0000 - 0085, MECH 0059 - 0420,
MEAL 0000 - 0258, MEPA 0000 - 0025, MEOK 0000 - 0217

Entity: City of Las Vegas
 Date Prepared: 4/25/2019

Force Account/Contract	Activity	Work Plan Amount (\$)	Amended Work Plan Amount (\$)	Expended To Date (\$)	Percent Complete	Scheduled Completion Date *
FA 03	Facility Assessment and Inventory	\$10,000.00	\$5,000.00			Jun-19
	05 Inspect Channels	\$1,000.00	\$1,000.00			Jun-19
	06 Inspect Levees/Detention and Debris Basins	\$1,000.00	\$1,000.00			Jun-19
	08 Species Survey and Removal	\$2,000.00	\$2,000.00			Jun-19
FA 10	Clean and Reshape Channels/Levees	\$10,000.00	\$10,000.00	\$494.50		Jun-19
FA 15	Repair Lined Channel	\$6,000.00	\$6,000.00			Jun-19
	20 Erosion Control and Repair	\$10,000.00	\$10,000.00			Jun-19
	21 Provide/Maintain Dust Control					
FA 25	Clean Detention Debris Basins	\$10,000.00	\$5,000.00			Jun-19
	35 Fence Repair	\$2,000.00	\$2,000.00			Jun-19
	40 Vegetation Control - Chemical	\$2,000.00	\$2,000.00			Jun-19
	45 Vegetation Control - Mechanical	\$5,000.00	\$5,000.00			Jun-19
FA 50	Maintain Access Road	\$5,000.00	\$5,000.00			Jun-19
FA 55	Clean & Inspect Inlet/Outlet Structures	\$8,000.00	\$8,000.00	\$3,853.04		Jun-19
FA 60	Repair Inlet/Outlet Structures	\$8,000.00	\$8,000.00			Jun-19
	65 Clean Storm Sewer Lines	\$2,000.00	\$2,000.00			Jun-19
FA 70	Storm Sewer Repair	\$10,000.00	\$5,000.00			Jun-19
FA 75	Clean/Flush Culverts & Bridges	\$1,000.00	\$1,000.00			Jun-19
FA 80	Miscellaneous Work Activities	\$2,000.00	\$2,000.00	\$1,538.75		Jun-19
FA 85	Engineering	\$5,000.00	\$20,000.00	\$15,884.42		Jun-19
FA 90	Homeless Encampment Cleanup					Jul-19
TOTALS		\$100,000.00	\$100,000.00	\$21,770.71	21.8%	

Delays or Problem Areas:

Work completed during prior Fiscal Year:

Removed sediment from Oakey DB and Meadows DB. Repaired spillway erosions at Oakey DB. Vegetation control and repair spalling in the spillway in the Meadows DB. Routine maintenance work activities.

Work to be completed during current Fiscal Year:

Continue to repair and clean storm drain facilities. Remove sediment and vegetation from the detention basins. Repair embankment erosions in the detention basins. Routine maintenance work activities.

Consultant/Contractor: N/A
 Project Manager: Oh Sang Kwon, P.E./Matthew Meyer, P.E. Phone Number: 702-229-6541

**REGIONAL FLOOD CONTROL DISTRICT
MAINTENANCE WORK PROGRAM
THIRD QUARTER - FY 2018-19**

MWP Facility #: LV56
 Facility Name: Washington Ave/Las Vegas Creek System
 MP Facility ID: LCLT 0000 - 0034, WAPR 0000 - 0132, FWRR 0000-0010
FWUP 0000 - 0100, LVWH 0086 - 0484, FWR2 0000-0020
FW15 0000 - 0301, FWOK 0000 - 0100, FWWL 0000,
FWCH 0000 - 0060, FWSH 0000, LCCH 0513 - 0543,
LCLO 0000 - 0054, WAGC 0000 - 0060, CHRA 0000 - 0014

Entity: City of Las Vegas
 Date Prepared: 4/25/2019

Force Account/Contract	Activity	Work Plan Amount (\$)	Amended Work Plan Amount (\$)	Expended To Date (\$)	Percent Complete	Scheduled Completion Date *
FA 03	Facility Assessment and Inventory	\$10,000.00				Jun-19
FA 05	Inspect Channels	\$10,000.00				Jun-19
	06 Inspect Levees/Detention and Debris Basins	\$2,000.00				Jun-19
	08 Species Survey and Removal					
FA 10	Clean and Reshape Channels/Levees	\$60,000.00				Jun-19
FA 13	Repair Lined Channel	\$50,000.00				Jun-19
	20 Erosion Control and Repair	\$5,000.00				Jun-19
	21 Provide/Maintain Dust Control					
	25 Clean Detention Debris Basins	\$10,000.00				Jun-19
	35 Fence Repair	\$5,000.00		\$4,859.41		Jun-19
	40 Vegetation Control - Chemical	\$2,000.00				Jun-19
	45 Vegetation Control - Mechanical	\$2,000.00				Jun-19
	50 Maintain Access Road	\$1,000.00		\$280.00		Jun-19
FA 55	Clean & Inspect Inlet/Outlet Structures	\$20,000.00				Jun-19
FA 60	Repair Inlet/Outlet Structures	\$5,000.00		\$137.14		Jun-19
FA 65	Clean Storm Sewer Lines	\$15,000.00		\$1,430.00		Jun-19
FA 70	Storm Sewer Repair	\$10,000.00				Jun-19
FA 75	Clean/Flush Culverts & Bridges	\$5,000.00				Jun-19
FA 80	Miscellaneous Work Activities	\$5,000.00		\$607.50		Jun-19
FA 85	Engineering	\$8,000.00		\$630.40		Jun-19
FA 90	Homeless Encampment Cleanup					Jun-19
TOTALS		\$225,000.00	\$0.00	\$7,944.45	3.5%	

Delays or Problem Areas:

Work completed during prior Fiscal Year:
 Removed and cleared vegetation from the Rainbow Detention Basins. Fixed embankment erosion in the detention basin. Removed sediments and cleared vegetation from the Freeway Channel openings along I-15 and Veterans Memorial Drive. Routine maintenance work activities.

Work to be completed during current Fiscal Year:
 Perform repair and cleaning of storm drain facilities. Remove sediments and clear vegetation from the Freeway Channel openings along I-15 and Veterans Memorial Drive. Clean Las Vegas Creek Channel. Routine maintenance work activities.

Consultant/Contractor: N/A
 Project Manager: Oh Sang Kwon, P.E./Matthew Meyer, P.E. Phone Number: 702-229-6541

**REGIONAL FLOOD CONTROL DISTRICT
MAINTENANCE WORK PROGRAM
THIRD QUARTER - FY 2018-19**

MWP Facility #: LV57
 Facility Name: US95/OuterBeltway/Ann Road System
 MP Facility ID: RCHO 0000 - 0071, ANWE 0127 - 0385, CNWE 0020-0314
RCHB 0171 - 0275, RCHB 0120, RCHB 0000-0083, RCBC 0000-0140
EKDB 0000 - 0070, GOAN 0000 - 0061, GOAN 0065-0127
CNGT 0000 - 0247, CNKC 0000 - 0024, LVMD 2324 - 2789
EKHU 0000 - 0023, BCHU 0000 - 0054, ANRB 0000
MSNV 0000, LVMJ 0000-0100, LVDE 0000-0027
CN95 0199 - 0333, EKBU 0000, LVMD 3313-3316
RACO 0000-0064, BRDB 0000-0043, TSDB 0000-0012

Entity: City of Las Vegas
 Date Prepared: 4/25/2019

Force Account/ Contract	Activity	Work Plan Amount (\$)	Amended Work Plan Amount (\$)	Expended To Date (\$)	Percent Complete	Scheduled Completion Date
FA 03	Facility Assessment and Inventory	\$10,000.00	\$10,000.00			Jun-19
	05 Inspect Channels	\$5,000.00	\$5,000.00			Jun-19
	06 Inspect Levees/Detention and Debris Basins	\$5,000.00	\$5,000.00			Jun-19
	08 Species Survey and Removal	\$2,000.00	\$2,000.00			Jun-19
	10 Clean and Reshape Channels/Levees	\$5,000.00	\$5,000.00			Jun-19
FA 15	Repair Lined Channel	\$50,000.00	\$50,000.00			Jun-19
FA 20	Erosion Control and Repair	\$105,000.00	\$105,000.00			Jun-19
FA 21	Provide/Maintain Dust Control	\$50,000.00	\$30,000.00			Jun-19
FA 25	Clean Detention Debris Basins	\$400,000.00	\$378,000.00	\$200,628.27		Jun-19
FA 35	Fence Repair	\$20,000.00	\$20,000.00	\$6,905.93		Jun-19
	40 Vegetation Control - Chemical	\$5,000.00	\$5,000.00			Jun-19
	45 Vegetation Control - Mechanical	\$5,000.00	\$30,000.00	\$22,400.00		Jun-19
FA 50	Maintain Access Road	\$50,000.00	\$25,000.00			Jun-19
FA 55	Clean & Inspect Inlet/Outlet Structures	\$20,000.00	\$20,000.00			Jun-19
FA 60	Repair Inlet/Outlet Structures	\$100,000.00	\$90,000.00	\$18,000.00		Jun-19
FA 65	Clean Storm Sewer Lines	\$20,000.00	\$20,000.00			Jun-19
FA 70	Storm Sewer Repair	\$20,000.00	\$20,000.00			Jun-19
FA 75	Clean/Flush Culverts & Bridges	\$10,000.00	\$10,000.00			Jun-19
FA 80	Miscellaneous Work Activities	\$10,000.00	\$20,000.00	\$9,820.00		Jun-19
FA 85	Engineering	\$8,000.00	\$50,000.00	\$38,058.94		Jun-19
FA 90	Homeless Encampment Cleanup					Jun-19
	TOTALS	\$900,000.00	\$900,000.00	\$295,813.14	32.9%	

Delays or Problem Areas:

Work completed during prior Fiscal Year:

Removed debris, sediment, and vegetation control in various detention basins. Provided maintenance access road to the inlets and outlets of the Elkhorn Springs Detention Basin. Repaired embankment erosion in Floyd Lamb DB. Routine maintenance work activities.

Work to be completed during current Fiscal Year:

Sediment and vegetation removal from the detention basins. Repair damaged control of access. Address State Dam Safety repair request. Inspect and repair CC215 Channel. Routine maintenance work activities.

Contract/Contractor:

N/A

Project

Manager: Oh Sang Kwon, P.E./Matthew Meyer, P.E.

Phone Number:

702-229-6541

REGIONAL FLOOD CONTROL DISTRICT
 MAINTENANCE WORK PROGRAM
 QUARTERLY STATUS REPORT - FY 2018-2019

RFCO

2019 MAY -1 PM 3: 23

MWP Facility #: ME01
 Facility Name: Mesquite Town Wash
 MP Facility ID: TOWA 0000-0201

Entity: City of Mesquite
 Date Prepared: 4/22/2019
 Quarter: 3rd Jan/Feb/Mar 19

Force Account/ Contract	Activity	Approved Work Plan Amount (\$)	Amended Work Plan Amount (\$)	Expended To Date (\$)	Percent Complete	Scheduled Completion Date
	03 Facility Assessment and Inventory					
	05 Inspect Channels	\$ 300.00		\$ 260.16		
	06 Inspect Levees/Detention and Debris Basins					
	08 Species Survey and Removal					
	10 Clean and Reshape Channels/Levees	\$ 6,900.00		\$ 5,127.12		
	15 Repair Lined Channel	\$ 3,000.00				
	20 Erosion Control and Repair					
	21 Provide/Maintain Dust Control					
	25 Clean Detention Debris Basins					
	35 Fence Repair					
	40 Vegetation Control - Chemical	\$ 3,800.00		\$ 3,800.00		
	45 Vegetation Control - Mechanical	\$ 2,000.00		\$ 1,350.56		
	50 Maintain Access Road					
	55 Clean & Inspect Inlet/Outlet Structures					
	60 Repair Inlet/Outlet Structures					
	65 Clean Storm Sewer Lines					
	70 Storm Sewer Repair					
	75 Clean/Flush Culverts & Bridges					
	80 Miscellaneous Work Activities	\$ 3,000.00				
	85 Engineering					
	90 Homeless Encampment Cleanup					
	TOTALS	\$19,000.00	\$0.00	\$10,537.84	55%	30-Jun-19

Delays or problem areas:

Work completed during current quarter:

Work to be completed during next quarter:

Consultant/ Contractor: N/A
 Project Manager: Bill Tanner
 Bill Tanner - PW Director

Phone Number: 702-346-5237

REGIONAL FLOOD CONTROL DISTRICT
 MAINTENANCE WORK PROGRAM
 QUARTERLY STATUS REPORT - FY 2018-2019

MWP Facility #: ME02
 Facility Name: Abbott Wash Channel
 MP Facility ID: ABWA 0000-0233


Entity: City of Mesquite
 Date Prepared: 4/22/2019
 Quarter: 3rd Jan/Feb/Mar 19

Force Account/ Contract	Activity	Approved Work Plan Amount (\$)	Amended Work Plan Amount (\$)	Expended To Date (\$)	Percent Complete	Scheduled Completion Date
	03 Facility Assessment and Inventory					
	05 Inspect Channels	\$ 300.00		\$ 260.16		
	06 Inspect Levees/Detention and Debris Basins					
	08 Species Survey and Removal					
	10 Clean and Reshape Channels/Levees	\$ 3,000.00				
	15 Repair Lined Channel					
	20 Erosion Control and Repair	\$ 3,000.00				
	21 Provide/Maintain Dust Control	\$ 2,000.00				
	25 Clean Detention Debris Basins					
	35 Fence Repair					
	40 Vegetation Control - Chemical	\$ 2,500.00		\$ 1,135.00		
	45 Vegetation Control - Mechanical	\$ 1,000.00				
	50 Maintain Access Road					
	55 Clean & Inspect Inlet/Outlet Structures					
	60 Repair Inlet/Outlet Structures					
	65 Clean Storm Sewer Lines					
	70 Storm Sewer Repair					
	75 Clean/Flush Culverts & Bridges	\$ 500.00				
	80 Miscellaneous Work Activities	\$ 2,000.00				
	85 Engineering					
	90 Homeless Encampment Cleanup					
	TOTALS	\$14,300.00	\$0.00	\$1,395.16	10%	30-Jun-19

Delays or problem areas:

Work completed during current quarter:

Work to be completed during next quarter:

Consultant/
 Contractor: N/A
 Project
 Manager: 
 Bill Tanner - PW Director

Phone Number: 702-346-5237

REGIONAL FLOOD CONTROL DISTRICT
 MAINTENANCE WORK PROGRAM
 QUARTERLY STATUS REPORT - FY 2018-2019

MWP Facility #: ME04
 Facility Name: Town Wash Detention Basin
 MP Facility ID: TOWA 0237-0267 & MNTP 0000


Entity: City of Mesquite
 Date Prepared: 4/22/2019
 Quarter: 3rd Jan/Feb/Mar 19

Force Account/Contract	Activity	Approved Work Plan Amount (\$)	Amended Work Plan Amount (\$)	Expended To Date (\$)	Percent Complete	Scheduled Completion Date
	03 Facility Assessment and Inventory					
	05 Inspect Channels					
	06 Inspect Levees/Detention and Debris Basins	\$ 2,600.00		\$ 2,230.00		
	08 Species Survey and Removal					
	10 Clean and Reshape Channels/Levees					
	15 Repair Lined Channel					
	20 Erosion Control and Repair					
	21 Provide/Maintain Dust Control	\$ 4,000.00		\$ 4,000.00		
	25 Clean Detention Debris Basins	\$ 275,000.00		\$ 92,720.00		
	35 Fence Repair					
	40 Vegetation Control - Chemical					
	45 Vegetation Control - Mechanical					
	50 Maintain Access Road	\$ 800.00				
	55 Clean & Inspect Inlet/Outlet Structures	\$ 1,000.00				
	60 Repair Inlet/Outlet Structures					
	65 Clean Storm Sewer Lines					
	70 Storm Sewer Repair					
	75 Clean/Flush Culverts & Bridges					
	80 Miscellaneous Work Activities	\$ 4,000.00		\$ 2,245.53		
	85 Engineering	\$ 5,000.00		\$ 3,600.00		
	90 Homeless Encampment Cleanup					
	TOTALS	\$292,400.00	\$0.00	\$104,795.53	36%	30-Jun-19

Delays or problem areas:

Work completed during current quarter:

Work to be completed during next quarter:

Consultant/ Contractor: N/A
 Project Manager: 
 Bill Tanner - PW Director

Phone Number: 702-346-5237

**REGIONAL FLOOD CONTROL DISTRICT
MAINTENANCE WORK PROGRAM
QUARTERLY STATUS REPORT - FY 2018-2019**

MWP Facility #: ME07
 Facility Name: Pulsipher Wash
 MP Facility ID: PUWA 0000-0164


Entity: City of Mesquite
 Date Prepared: 4/22/2019
 Quarter: 3rd Jan/Feb/Mar 19

Force Account/Contract	Activity	Approved Work Plan Amount (\$)	Amended Work Plan Amount (\$)	Expended To Date (\$)	Percent Complete	Scheduled Completion Date
	03 Facility Assessment and Inventory					
	05 Inspect Channels	\$ 300.00	\$ 300.00	\$ 260.16		
	06 Inspect Levees/Detention and Debris Basins					
	08 Species Survey and Removal					
	10 Clean and Reshape Channels/Levees	\$ 14,000.00	\$ 14,000.00	\$ 5,039.44		
	15 Repair Lined Channel					
	20 Erosion Control and Repair	\$ 7,000.00	\$ 7,000.00	\$ 1,191.12		
	21 Provide/Maintain Dust Control	\$ 2,000.00	\$ 2,000.00			
	25 Clean Detention Debris Basins					
	35 Fence Repair					
	40 Vegetation Control - Chemical	\$ 3,000.00	\$ 2,036.34			
	45 Vegetation Control - Mechanical		\$ 963.66	\$ 963.66		
	50 Maintain Access Road					
	55 Clean & Inspect Inlet/Outlet Structures					
	60 Repair Inlet/Outlet Structures					
	65 Clean Storm Sewer Lines					
	70 Storm Sewer Repair					
	75 Clean/Flush Culverts & Bridges					
	80 Miscellaneous Work Activities	\$ 3,100.00	\$ 3,100.00	\$ 149.90		
	85 Engineering					
	90 Homeless Encampment Cleanup					
	TOTALS	\$29,400.00	\$29,400.00	\$7,604.28	26%	30-Jun-19

Delays or problem areas:

Work completed during current quarter:

Work to be completed during next quarter:

Consultant/ Contractor: N/A
 Project Manager: 
 Bill Tanner - PW Director
 Phone Number: 702-346-5237

REGIONAL FLOOD CONTROL DISTRICT
 MAINTENANCE WORK PROGRAM
 QUARTERLY STATUS REPORT - FY 2018-2019

MWP Facility #: ME08
 Facility Name: Abbott Wash Detention Basin
 MP Facility ID: ABWA 0234-0236

Entity: City of Mesquite
 Date Prepared: 4/22/2019
 Quarter: 3rd Jan/Feb/Mar 19

Force Account/Contract	Activity	Approved Work Plan Amount (\$)	Amended Work Plan Amount (\$)	Expended To Date (\$)	Percent Complete	Scheduled Completion Date
	03 Facility Assessment and Inventory					
	05 Inspect Channels					
	06 Inspect Levees/Detention and Debris Basins	\$ 2,500.00	\$ 2,186.25	\$ 1,836.25		
	08 Species Survey and Removal					
	10 Clean and Reshape Channels/Levees					
	15 Repair Lined Channel					
	20 Erosion Control and Repair	\$ 5,000.00	\$ 4,400.00	\$ 963.66		
	21 Provide/Maintain Dust Control	\$ 2,000.00	\$ 3,304.04	\$ 3,304.04		
	25 Clean Detention Debris Basins	\$ 40,000.00	\$ 40,000.00	\$ 16,575.00		
	35 Fence Repair					
	40 Vegetation Control - Chemical	\$ 1,000.00	\$ 1,000.00			
	45 Vegetation Control - Mechanical					
	50 Maintain Access Road	\$ 1,000.00	\$ 1,000.00			
	55 Clean & Inspect Inlet/Outlet Structures	\$ 2,500.00	\$ 2,109.71			
	60 Repair Inlet/Outlet Structures					
	65 Clean Storm Sewer Lines					
	70 Storm Sewer Repair					
	75 Clean/Flush Culverts & Bridges					
	80 Miscellaneous Work Activities	\$ 1,000.00	\$ 1,164.07	\$ 1,164.07		
	85 Engineering	\$ 5,000.00	\$ 4,835.93	\$ 400.00		
	90 Homeless Encampment Cleanup					
	TOTALS	\$60,000.00	\$60,000.00	\$24,243.02	40%	30-Jun-19

Delays or problem areas:

Work completed during current quarter:

Work to be completed during next quarter:

Consultant/ Contractor: N/A
 Project Manager: 
 Bill Tanner - PW Director

Phone Number: 702-346-5237

**REGIONAL FLOOD CONTROL DISTRICT
MAINTENANCE WORK PROGRAM
QUARTERLY STATUS REPORT - FY 2018-2019**

MWP Facility #: ME09
 Facility Name: Pulsipher Wash Detention Basin
 MP Facility ID: PUWA 0166-0168


Entity: City of Mesquite
 Date Prepared: 4/22/2019
 Quarter: 3rd Jan/Feb/Mar 19

Force Account/Contract	Activity	Approved Work Plan Amount (\$)	Amended Work Plan Amount (\$)	Expended To Date (\$)	Percent Complete	Scheduled Completion Date
	03 Facility Assessment and Inventory					
	05 Inspect Channels					
	06 Inspect Levees/Detention and Debris Basins	\$ 2,500.00	\$ 2,500.00	\$ 1,706.25		
	08 Species Survey and Removal					
	10 Clean and Reshape Channels/Levees					
	15 Repair Lined Channel					
	20 Erosion Control and Repair	\$ 7,700.00	\$ 7,155.54			
	21 Provide/Maintain Dust Control	\$ 2,000.00	\$ 2,000.00	\$ 1,300.00		
	25 Clean Detention Debris Basins	\$ 10,000.00	\$ 10,000.00	\$ 5,100.00		
	35 Fence Repair					
	40 Vegetation Control - Chemical	\$ 1,000.00	\$ 1,000.00			
	45 Vegetation Control - Mechanical	\$ 1,000.00	\$ 1,000.00	\$ 642.44		
	50 Maintain Access Road					
	55 Clean & Inspect Inlet/Outlet Structures	\$ 2,500.00	\$ 2,500.00	\$ 481.83		
	60 Repair Inlet/Outlet Structures					
	65 Clean Storm Sewer Lines					
	70 Storm Sewer Repair					
	75 Clean/Flush Culverts & Bridges					
	80 Miscellaneous Work Activities	\$ 1,000.00	\$ 1,544.46	\$ 1,544.46		
	85 Engineering	\$ 2,000.00	\$ 2,000.00	\$ 400.00		
	90 Homeless Encampment Cleanup					
	TOTALS	\$29,700.00	\$29,700.00	\$11,174.98	38%	30-Jun-19

Delays or problem areas:

Work completed during current quarter:

Work to be completed during next quarter:

Consultant/ Contractor: N/A
 Project Manager: 
 Bill Tanner - PW Director

Phone Number: 702-346-5237

**REGIONAL FLOOD CONTROL DISTRICT
MAINTENANCE WORK PROGRAM
3rd Quarter thru March 2019
FY 2018-2019**

MWP Facility #: NLV01
 Facility Name: Las Vegas Wash - "N" Channel
 MP Facility ID: LVNC 0001-0184

Entity: City of North Las Vegas
 Date Prepared: 04/25/19

Force Account/ Contract	Activity	Requested Work Plan Amount (\$)	Reallocation Amount (\$)	Amended Work Plan Amount (\$)	Expended to Date (\$)	Balance Remaining (\$)	Percent Complete	Scheduled Completion Date
	3 Facility Assessment and Inventory	\$ 500.00		\$ 500.00	130.12	369.88	26%	
	5 Inspect Channels	\$ 500.00		\$ 500.00	89.20	410.80	18%	
	6 Inspect Levees/Detention Basin & Debris Basins	\$ -		\$ -	0.00	0.00		
	8 Species Survey and Removal	\$ -		\$ -	0.00	0.00		
	10 Clean and Reshape Channel/Levees	\$ 23,500.00	(21,556.66)	\$ 1,943.34	0.00	1,943.34	0%	
	15 Repair Lined Channel	\$ -		\$ -	0.00	0.00		
	20 Erosion Control and Repair	\$ -		\$ -	0.00	0.00		
	21 Provide/Maintain Dust Control	\$ 2,000.00	(2,000.00)	\$ -	0.00	0.00		
	25 Clean Detention/Debris Basin	\$ -		\$ -	0.00	0.00		
	35 Fence Repair	\$ 2,000.00	(2,000.00)	\$ -	0.00	0.00		
	40 Vegetation Control - Chemical	\$ 2,000.00	(2,000.00)	\$ -	0.00	0.00		
	45 Vegetation Control - Mechanical	\$ -		\$ -	0.00	0.00		
	50 Maintain Access Road	\$ 7,500.00	(7,000.00)	\$ 500.00	0.00	500.00	0%	
	55 Clean & Inspect Inlet/Outlet Structures	\$ -		\$ -	0.00	0.00		
	60 Repair Inlet/Outlet Structures	\$ -		\$ -	0.00	0.00		
	65 Clean Storm Sewer Lines	\$ 14,075.00	56.66	\$ 14,131.66	14,131.66	0.00	100%	
	70 Storm Sewer Repair	\$ -		\$ -	0.00	0.00		
	75 Clean/Flush Culverts & Bridges	\$ 1,500.00	(1,000.00)	\$ 500.00	0.00	500.00	0%	
	80 Miscellaneous Work Activities	\$ 24,000.00	(21,500.00)	\$ 2,500.00	1,700.59	799.41	68%	
	90 Homeless Encampment Cleanup	\$ -		\$ -	0.00	0.00		
	TOTALS	\$ 77,575.00	(57,000.00)	\$ 20,575.00	\$ 16,051.57	4,523.43		06/30/19

Delays or problem areas: Removed many encampments.

Work completed during prior fiscal year: Cleaned the vegetation and reshaped channel, cleaned the outlet structures and provided maintenance of access roads.

Work to be completed during current fiscal year: Clean upper access roadway removing vegetation with mechanical equipment, clean outlet structures. Remove other vegetation and graffiti throughout. Fencing needs will be repaired.

Consultant/
 Contractor:
 Project
 Manager: John Runiks

633-1267

**REGIONAL FLOOD CONTROL DISTRICT
MAINTENANCE WORK PROGRAM
3rd Quarter thru March 2019
FY 2018-2019**

MWP Facility #: NLV02
 Facility Name: Las Vegas Wash - Middle
 MP Facility ID: LVMD 1648-1877

Entity: City of North Las Vegas
 Date Prepared: 04/25/19

Force Account/ Contract	Activity	Requested Work Plan Amount (\$)	Reallocation Amount (\$)	Amended Work Plan Amount (\$)	Expended to Date (\$)	Balance Remaining (\$)	Percent Complete	Scheduled Completion Date
	3 Facility Assessment and Inventory	\$ 500.00		\$ 500.00	130.12	369.88	26%	
	5 Inspect Channels	\$ 2,000.00	8,658.80	\$ 10,658.80	10,658.80	0.00	100%	
	6 Inspect Levees/Detention Basin & Debris Basins	\$ -		\$ -	0.00	0.00		
	8 Species Survey and Removal	\$ -		\$ -	0.00	0.00		
	10 Clean and Reshape Channel/Levees	\$ 23,500.00	11,367.02	\$ 34,867.02	34,867.02	0.00	100%	
	15 Repair Lined Channel	\$ -		\$ -	0.00	0.00		
	20 Erosion Control and Repair	\$ 3,500.00	(3,000.00)	\$ 500.00	0.00	500.00	0%	
	21 Provide/Maintain Dust Control	\$ 2,000.00	(1,500.00)	\$ 500.00	0.00	500.00	0%	
	25 Clean Detention/Debris Basin	\$ -	5,540.52	\$ 5,540.52	5,540.52	0.00	100%	
	35 Fence Repair	\$ 19,000.00	(7,829.02)	\$ 11,170.98	11,170.98	0.00	100%	
	40 Vegetation Control - Chemical	\$ 9,000.00	(8,758.84)	\$ 241.16	0.00	241.16	0%	
	45 Vegetation Control - Mechanical	\$ 15,000.00	(12,500.00)	\$ 2,500.00	0.00	2,500.00	0%	
	50 Maintain Access Road	\$ 17,500.00	(15,148.57)	\$ 2,351.43	0.00	2,351.43	0%	
	55 Clean & Inspect Inlet/Outlet Structures	\$ 5,000.00	(3,000.00)	\$ 2,000.00	0.00	2,000.00	0%	
	60 Repair Inlet/Outlet Structures	\$ -		\$ -	0.00	0.00		
	65 Clean Storm Sewer Lines	\$ 14,071.00	(5,093.89)	\$ 8,977.11	8,977.11	0.00	100%	
	70 Storm Sewer Repair	\$ -		\$ -	0.00	0.00		
	75 Clean/Flush Culverts & Bridges	\$ 5,000.00	(3,000.00)	\$ 2,000.00	0.00	2,000.00	0%	
	80 Miscellaneous Work Activities	\$ 36,500.00	(18,641.64)	\$ 17,858.36	13,701.16	4,157.20	77%	
	90 Homeless Encampment Cleanup	\$ -		\$ -	0.00	0.00		
	TOTALS	\$ 152,571.00	(52,905.62)	\$ 99,665.38	85,045.71	14,619.67		06/30/19

Delays or problem areas: Removed many encampments.

Work completed during prior fiscal year: Staff has completed major vegetation removal and maintenance of the access roads and cleaned the trash within the channel. Major fence repairs were required.

Work to be completed during current fiscal year: Staff will clean all of the channels within and provide maintenance of all access roads. Repair fences, concrete, and erosion as needed, and remove vegetation, debris and graffiti throughout.

Consultant/
 Contractor:
 Project
 Manager: John Runiks

633-1267

46

**Regional Flood Control District
Maintenance Work Program
3rd Quarter thru March 2019
FY 2018-2019**

MWP Facility #: NLV03
 Facility Name: Las Vegas Wash - King Charles Channel
 MP Facility ID: LVKC 0000-0097

Entity: City of North Las Vegas
 Date Prepared: 04/25/19

Force Account/ Contract	Activity	Requested Work Plan Amount (\$)	Reallocation Amount (\$)	Amended Work Plan Amount (\$)	Expended to Date (\$)	Balance Remaining (\$)	Percent Complete	Scheduled Completion Date
	3 Facility Assessment and Inventory	\$ 500.00		\$ 500.00	130.12	369.88	26%	
	5 Inspect Channels	\$ 500.00		\$ 500.00	89.20	410.80	18%	
	6 Inspect Levees/Detention Basin & Debris Basins	\$ -		\$ -	0.00	0.00		
	8 Species Survey and Removal	\$ -		\$ -	0.00	0.00		
	10 Clean and Reshape Channel/Levees	\$ 4,000.00	(3,500.00)	\$ 500.00	0.00	500.00	0%	
	15 Repair Lined Channel	\$ -		\$ -	0.00	0.00		
	20 Erosion Control and Repair	\$ 3,500.00	(3,000.00)	\$ 500.00	0.00	500.00	0%	
	21 Provide/Maintain Dust Control	\$ -		\$ -	0.00	0.00		
	25 Clean Detention/Debris Basin	\$ -		\$ -	0.00	0.00		
	35 Fence Repair	\$ 2,000.00	78.86	\$ 2,078.86	2,078.86	0.00	100%	
	40 Vegetation Control - Chemical	\$ 3,000.00	(1,828.86)	\$ 1,171.14	0.00	1,171.14	0%	
	45 Vegetation Control - Mechanical	\$ -		\$ -	0.00	0.00		
	50 Maintain Access Road	\$ 1,000.00	(500.00)	\$ 500.00	0.00	500.00	0%	
	55 Clean & Inspect Inlet/Outlet Structures	\$ -		\$ -	0.00	0.00		
	60 Repair Inlet/Outlet Structures	\$ -		\$ -	0.00	0.00		
	65 Clean Storm Sewer Lines	\$ 14,071.00	(12,000.00)	\$ 2,071.00	0.00	2,071.00	0%	
	70 Storm Sewer Repair	\$ -		\$ -	0.00	0.00		
	75 Clean/Flush Culverts & Bridges	\$ 2,000.00	(1,500.00)	\$ 500.00	0.00	500.00	0%	
	80 Miscellaneous Work Activities	\$ 26,500.00	(14,500.00)	\$ 12,000.00	9,090.05	2,909.95	76%	
	90 Homeless Encampment Cleanup	\$ -		\$ -	0.00	0.00		
	TOTALS	57,071.00	(36,750.00)	\$ 20,321.00	\$ 11,388.23	8,932.77		06/30/19

Delays or problem areas: Removed many encampments.

Work completed during prior fiscal year: General maintenance was completed.

Work to be completed during current fiscal year: Clean vegetation, graffiti and debris from the channel, repair fencing as needed, and clean inlets and outlets.

Consultant/
 Contractor:
 Project
 Manager: John Runiks

633-1267

**Regional Flood Control District
Maintenance Work Program
3rd Quarter thru March 2019
FY 2018-2019**

MWP Facility #: NLV04
 Facility Name: Vandenberg Detention Basin
 MP Facility ID: RWWE 0055-0350, RWWE 0363, RWRR 0000-0092,
 RWWA 0000-0104, RWLA 0000-0047, RWCC 0000

Entity: City of North Las Vegas
 Date Prepared: 04/25/19

Force Account/ Contract	Activity	Requested Work Plan Amount (\$)	Reallocation Amount (\$)	Amended Work Plan Amount (\$)	Expended to Date (\$)	Balance Remaining (\$)	Percent Complete	Scheduled Completion Date
	3 Facility Assessment and Inventory	\$ 500.00		\$ 500.00	130.12	369.88	26%	
	5 Inspect Channels	\$ 500.00		\$ 500.00	0.00	500.00	0%	
	6 Inspect Levees/Detention Basin & Debris Basins	\$ 1,500.00	(1,000.00)	\$ 500.00	89.20	410.80	18%	
	8 Species Survey and Removal	\$ -		\$ -	0.00	0.00		
	10 Clean and Reshape Channel/Levees	\$ 4,000.00	(3,351.53)	\$ 648.47	0.00	648.47	0%	
	15 Repair Lined Channel	\$ 73,500.00	(73,500.00)	\$ -	0.00	0.00		
	20 Erosion Control and Repair	\$ 13,000.00	37,998.89	\$ 50,998.89	50,998.89	0.00	100%	
	21 Provide/Maintain Dust Control	\$ 10,000.00	(9,500.00)	\$ 500.00	0.00	500.00	0%	
	25 Clean Detention/Debris Basin	\$ 8,000.00	(7,500.00)	\$ 500.00	0.00	500.00	0%	
	35 Fence Repair	\$ 13,000.00	(3,873.01)	\$ 9,126.99	9,126.99	0.00	100%	
	40 Vegetation Control - Chemical	\$ 5,000.00	(4,000.00)	\$ 1,000.00	757.26	242.74	76%	
	45 Vegetation Control - Mechanical	\$ 1,000.00	(750.00)	\$ 250.00	0.00	250.00	0%	
	50 Maintain Access Road	\$ 1,500.00	(1,250.00)	\$ 250.00	0.00	250.00	0%	
	55 Clean & Inspect Inlet/Outlet Structures	\$ -		\$ -	0.00	0.00		
	60 Repair Inlet/Outlet Structures	\$ -		\$ -	0.00	0.00		
	65 Clean Storm Sewer Lines	\$ 14,071.00	(12,000.00)	\$ 2,071.00	1,318.00	753.00	64%	
	70 Storm Sewer Repair	\$ -		\$ -	0.00	0.00		
	75 Clean/Flush Culverts & Bridges	\$ 3,500.00	(3,000.00)	\$ 500.00	0.00	500.00	0%	
	80 Miscellaneous Work Activities	\$ 23,000.00	(17,970.62)	\$ 5,029.38	3,256.34	1,773.04	65%	
	90 Homeless Encampment Cleanup			\$ -	0.00	0.00		
	TOTALS	\$ 172,071.00	(99,696.27)	\$ 72,374.73	\$ 65,676.80	6,697.93		06/30/19

Delays or problem areas: Removed many encampments.

Work completed during prior fiscal year: Staff provided erosion control, dust control, fence repairs and vegetation removal along embankment slopes and access roads. Staff cleaned, inspected and maintained channels, inlet and outlet structures, and removed debris and graffiti as needed.

Work to be completed during current fiscal year: Staff will provide erosion control, dust control, fence repairs and vegetation removal along embankment slopes and access roads. Staff will clean, inspect and maintain channels, inlet and outlet structures, and remove debris and graffiti as needed. All the concrete work on the Vandenberg Channel between Lone Mountain & Craig Road will be removed and replaced as it's severely in need of replacement.

Consultant/
 Contractor:
 Project
 Manager: John Runiks

633-1267

**Regional Flood Control District
Maintenance Work Program
3rd Quarter thru March 2019
FY 2018-2019**

MWP Facility #: NLV05
 Facility Name: North Las Vegas Detention Basin
 MP Facility ID: LVUP 0388-0405, EKEA0000,0013

Entity: City of North Las Vegas
 Date Prepared: 04/25/19

Force Account/ Contract	Activity	Requested Work Plan Amount (\$)	Reallocation Amount (\$)	Amended Work Plan Amount (\$)	Expended to Date (\$)	Balance Remaining (\$)	Percent Complete	Scheduled Completion Date
	3 Facility Assessment and Inventory	\$ 500.00		\$ 500.00	130.12	369.88	26%	
	5 Inspect Channels	\$ 500.00		\$ 500.00	0.00	500.00	0%	
	6 Inspect Levees/Detention Basin & Debris Basins	\$ 4,500.00	(4,000.00)	\$ 500.00	178.40	321.60	36%	
	8 Species Survey and Removal	\$ -		\$ -	0.00	0.00		
	10 Clean and Reshape Channel/Levees	\$ -		\$ -	0.00	0.00		
	15 Repair Lined Channel	\$ -		\$ -	0.00	0.00		
	20 Erosion Control and Repair	\$ -		\$ -	0.00	0.00		
	21 Provide/Maintain Dust Control	\$ 20,000.00	(19,446.41)	\$ 553.59	0.00	553.59	0%	
	25 Clean Detention/Debris Basin	\$ 80,000.00	(79,500.00)	\$ 500.00	0.00	500.00	0%	
	35 Fence Repair	\$ 2,000.00	(1,500.00)	\$ 500.00	0.00	500.00	0%	
	40 Vegetation Control - Chemical	\$ -		\$ -	0.00	0.00		
	45 Vegetation Control - Mechanical	\$ 43,000.00	(42,517.14)	\$ 482.86	0.00	482.86	0%	
	50 Maintain Access Road	\$ 2,000.00	(1,500.00)	\$ 500.00	0.00	500.00	0%	
	55 Clean & Inspect Inlet/Outlet Structures	\$ 3,500.00	(3,000.00)	\$ 500.00	0.00	500.00	0%	
	60 Repair Inlet/Outlet Structures	\$ -		\$ -	0.00	0.00		
	65 Clean Storm Sewer Lines	\$ -		\$ -	0.00	0.00		
	70 Storm Sewer Repair	\$ -		\$ -	0.00	0.00		
	75 Clean/Flush Culverts & Bridges	\$ -		\$ -	0.00	0.00		
	80 Miscellaneous Work Activities	\$ 21,500.00	(16,050.80)	\$ 5,449.20	3,251.74	2,197.46	60%	
	90 Homeless Encampment Cleanup	\$ -		\$ -	0.00	0.00		
	TOTALS	\$ 177,500.00	(167,514.35)	\$ 9,985.65	\$ 3,560.26	6,425.39		06/30/19

Delays or problem areas:

Work completed during prior fiscal year: Staff provided erosion control, dust control as needed, fence repairs as needed, provided vegetation removal, cleaned inlets and outlets and maintained access roads.

Work to be completed during current fiscal year: Staff will provide erosion control, maintain dust control, maintain access roads, clean outlets and inlets, remove vegetation and graffiti, and provide fence repairs.

Consultant/
 Contractor:
 Project
 Manager: John Runks

633-1267

**Regional Flood Control District
Maintenance Work Program
3rd Quarter thru March 2019
FY 2018-2019**

MWP Facility #: NLV06
 Facility Name: Upper Las Vegas Wash Detention Basin and Moccasin Levee
 MP Facility ID: LVUP 0908-1077

Entity: City of North Las Vegas
 Date Prepared: 04/25/19

Force Account/ Contract	Activity	Requested Work Plan Amount (\$)	Reallocation Amount (\$)	Amended Work Plan Amount (\$)	Expended to Date (\$)	Balance Remaining (\$)	Percent Complete	Scheduled Completion Date
	3 Facility Assessment and Inventory	\$ 500.00		\$ 500.00	130.11	369.89	26%	
	5 Inspect Channels	\$ 500.00		\$ 500.00	0.00	500.00	0%	
	6 Inspect Levees/Detention Basin & Debris Basins	\$ 5,500.00	(5,143.20)	\$ 356.80	356.80	0.00	100%	
	8 Species Survey and Removal	\$ 3,000.00	(2,750.00)	\$ 250.00	0.00	250.00	0%	
	10 Clean and Reshape Channel/Levees	\$ 8,000.00	(7,370.01)	\$ 629.99	0.00	629.99	0%	
	15 Repair Lined Channel	\$ -		\$ -	0.00	0.00		
	20 Erosion Control and Repair	\$ 40,000.00	81,787.10	\$ 121,787.10	121,787.10	0.00	100%	
	21 Provide/Maintain Dust Control	\$ 20,000.00	(19,245.04)	\$ 754.96	0.00	754.96	0%	
	25 Clean Detention/Debris Basin	\$ 40,000.00	109,326.92	\$ 149,326.92	149,326.92	0.00	100%	
	35 Fence Repair	\$ 3,500.00	(3,500.00)	\$ -	0.00	0.00		
	40 Vegetation Control - Chemical	\$ 3,000.00	(2,500.00)	\$ 500.00	0.00	500.00	0%	
	45 Vegetation Control - Mechanical	\$ 5,500.00	(5,000.00)	\$ 500.00	0.00	500.00	0%	
	50 Maintain Access Road	\$ 1,500.00	(1,250.00)	\$ 250.00	0.00	250.00	0%	
	55 Clean & Inspect Inlet/Outlet Structures	\$ -		\$ -	0.00	0.00		
	60 Repair Inlet/Outlet Structures	\$ -		\$ -	0.00	0.00		
	65 Clean Storm Sewer Lines	\$ -		\$ -	0.00	0.00		
	70 Storm Sewer Repair	\$ -		\$ -	0.00	0.00		
	75 Clean/Flush Culverts & Bridges	\$ -		\$ -	0.00	0.00		
	80 Miscellaneous Work Activities	\$ 20,500.00	(8,013.35)	\$ 12,486.65	11,736.78	749.87	94%	
	90 Homeless Encampment Cleanup	\$ -		\$ -	0.00	0.00		
	TOTALS	\$ 151,500.00	136,342.42	\$ 287,842.42	\$ 283,337.71	4,504.71		06/30/19

Delays or problem areas: Worked with Las Vegas to remove debris being dumped.

Work completed during prior fiscal year: Staff provided erosion control, dust control as needed, fence repairs, vegetation removal, cleaned inlet and outlet structures, maintained access roads and provided scheduled maintenance on the levee.

Work to be completed during current fiscal year: Specific items needing attention include erosion on north side of levee, bottom of DB, and along Decatur; silt build-up inside DB and grading of inside basin access road; and vandalism in outlet structure. Conditions have worsened since Fall 2017 inspection. Staff will provide erosion and dust control, remove vegetation, provide fence repairs, clean outlets and inlets, maintain access roads and inspect/monitor levee.

Consultant/
 Contractor: _____
 Project
 Manager: John Runiks

633-1267

**Regional Flood Control District
Maintenance Work Program
3rd Quarter thru March 2019**

FY 2018-2019

MWP Facility #: NLV07
 Facility Name: Carey/Lake Mead Detention Basin
 MP Facility ID: LVLM 0000-0270, LVCS0000-0015

Entity: City of North Las Vegas
 Date Prepared: 04/25/19

Force Account/ Contract	Activity	Requested Work Plan Amount (\$)	Reallocation Amount (\$)	Amended Work Plan Amount (\$)	Expended to Date (\$)	Balance Remaining (\$)	Percent Complete	Scheduled Completion Date
	3 Facility Assessment and Inventory	\$ 500.00		\$ 500.00	130.10	369.90	26%	
	5 Inspect Channels	\$ -		\$ -	0.00	0.00		
	6 Inspect Levees/Detention Basin & Debris Basins	\$ 1,800.00	(500.00)	\$ 1,300.00	89.20	1,210.80	7%	
	8 Species Survey and Removal	\$ 1,500.00	(500.00)	\$ 1,000.00	0.00	1,000.00	0%	
	10 Clean and Reshape Channel/Levees	\$ -		\$ -	0.00	0.00		
	15 Repair Lined Channel	\$ -		\$ -	0.00	0.00		
	20 Erosion Control and Repair	\$ 15,000.00	(8,933.17)	\$ 6,066.83	3,118.95	2,947.88	51%	
	21 Provide/Maintain Dust Control	\$ 10,000.00	(7,000.00)	\$ 3,000.00	0.00	3,000.00	0%	
	25 Clean Detention/Debris Basin	\$ 12,000.00	295,708.58	\$ 307,708.58	307,708.58	0.00	100%	
	35 Fence Repair	\$ 6,500.00	(1,000.00)	\$ 5,500.00	2,469.24	3,030.76	45%	
	40 Vegetation Control - Chemical	\$ 5,000.00	(2,500.00)	\$ 2,500.00	0.00	2,500.00	0%	
	45 Vegetation Control - Mechanical	\$ 10,000.00	(2,500.00)	\$ 7,500.00	4,755.24	2,744.76	63%	
	50 Maintain Access Road	\$ -		\$ -	0.00	0.00		
	55 Clean & Inspect Inlet/Outlet Structures	\$ 5,000.00	(2,500.00)	\$ 2,500.00	0.00	2,500.00	0%	
	60 Repair Inlet/Outlet Structures	\$ -		\$ -	0.00	0.00		
	65 Clean Storm Sewer Lines	\$ 14,071.00	13,506.51	\$ 27,577.51	27,577.51	0.00	100%	
	70 Storm Sewer Repair	\$ -		\$ -	0.00	0.00		
	75 Clean/Flush Culverts & Bridges	\$ 2,000.00	(500.00)	\$ 1,500.00	0.00	1,500.00	0%	
	80 Miscellaneous Work Activities	\$ 19,700.00	(11,573.34)	\$ 8,126.66	1,322.50	6,804.16	16%	
	90 Homeless Encampment Cleanup	\$ -		\$ -	0.00	0.00		
	TOTALS	\$ 103,071.00	271,708.58	\$ 374,779.58	\$ 347,171.32	27,608.26		06/30/19

Delays or problem areas: Removed many encampments.

Work completed during prior fiscal year: Staff provided erosion control, cleaned trash and debris, and removed vegetation from rock areas. Fencing was repaired, cleaned outlet structures, maintained access road, and provided major dust control. We were able to clean out one of two box culverts due to the size that comes from NLV 15.

Work to be completed during current fiscal year: Staff will provide dust control, vegetation removal, and repair damage fencing as needed. Clean along perimeter fence, and repair erosion along outer slopes. Boxes will be cleaned.

Consultant/
 Contractor: _____
 Project
 Manager: John Runiks

633-1267

**Regional Flood Control District
Maintenance Work Program
3rd Quarter thru March 2019
FY 2018-2019**

MWP Facility #: NLV08
 Facility Name: Gowan Outfall Channel
 MP Facility ID: GOOF 0000-0224, GOCR 0000-0080,
 GOLO 0000-0100

Entity: City of North Las Vegas
 Date Prepared: 04/25/19

Force Account/ Contract	Activity	Requested Work Plan Amount (\$)	Reallocation Amount (\$)	Amended Work Plan Amount (\$)	Expended to Date (\$)	Balance Remaining (\$)	Percent Complete	Scheduled Completion Date
	3 Facility Assessment and Inventory	\$ 500.00		\$ 500.00	130.10	369.90	26%	
	5 Inspect Channels	\$ 500.00		\$ 500.00	178.40	321.60	36%	
	6 Inspect Levees/Detention Basin & Debris Basins	\$ -		\$ -	0.00	0.00		
	8 Species Survey and Removal	\$ -		\$ -	0.00	0.00		
	10 Clean and Reshape Channel/Levees	\$ 3,500.00	(1,257.97)	\$ 2,242.03	966.26	1,275.77	43%	
	15 Repair Lined Channel	\$ -		\$ -	0.00	0.00		
	20 Erosion Control and Repair	\$ -		\$ -	0.00	0.00		
	21 Provide/Maintain Dust Control	\$ -		\$ -	0.00	0.00		
	25 Clean Detention/Debris Basin	\$ -		\$ -	0.00	0.00		
	35 Fence Repair	\$ 5,000.00	(1,742.03)	\$ 3,257.97	3,257.97	0.00	100%	
	40 Vegetation Control - Chemical	\$ 3,000.00	(2,500.00)	\$ 500.00	0.00	500.00	0%	
	45 Vegetation Control - Mechanical	\$ 3,000.00	(2,500.00)	\$ 500.00	0.00	500.00	0%	
	50 Maintain Access Road	\$ -		\$ -	0.00	0.00		
	55 Clean & Inspect Inlet/Outlet Structures	\$ -		\$ -	0.00	0.00		
	60 Repair Inlet/Outlet Structures	\$ -		\$ -	0.00	0.00		
	65 Clean Storm Sewer Lines	\$ 14,071.00	(12,500.00)	\$ 1,571.00	0.00	1,571.00	0%	
	70 Storm Sewer Repair	\$ -		\$ -	0.00	0.00		
	75 Clean/Flush Culverts & Bridges	\$ 8,000.00	(7,126.99)	\$ 873.01	0.00	873.01	0%	
	80 Miscellaneous Work Activities	\$ 24,000.00	(19,750.00)	\$ 4,250.00	1,837.01	2,412.99	43%	
	90 Homeless Encampment Cleanup	\$ -		\$ -	0.00	0.00		
	TOTALS	\$ 61,571.00	(47,376.99)	\$ 14,194.01	\$ 6,369.74	7,824.27		06/30/19

Delays or problem areas: Removed many encampments.

Work completed during prior fiscal year: Repaired fencing, provided vegetation removal using mower, and maintained access roads.

Work to be completed during current fiscal year: Staff will remove any trash and debris, repair fencing, maintain access roads, remove vegetation and graffiti and clean inlet and outlet structures.

Consultant/
 Contractor: _____
 Project
 Manager: John Runiks

633-1267

52

**Regional Flood Control District
Maintenance Work Program
3rd Quarter thru March 2019
FY 2018-2019**

MWP Facility #: NLV10
 Facility Name: Upper Las Vegas Wash
 MP Facility ID: LVUP 0448-0493

Entity: City of North Las Vegas
 Date Prepared: 04/25/19

Force Account/ Contract	Activity	Requested Work Plan Amount (\$)	Reallocation Amount (\$)	Amended Work Plan Amount (\$)	Expended to Date (\$)	Balance Remaining (\$)	Percent Complete	Scheduled Completion Date
	3 Facility Assessment and Inventory	\$ 500.00		\$ 500.00	130.10	369.90	26%	
	5 Inspect Channels	\$ 500.00		\$ 500.00	0.00	500.00	0%	
	6 Inspect Levees/Detention Basin & Debris Basins	\$ -	89.20	\$ 89.20	89.20	0.00	100%	
	8 Species Survey and Removal	\$ -		\$ -	0.00	0.00		
	10 Clean and Reshape Channel/Levees	\$ -		\$ -	0.00	0.00		
	15 Repair Lined Channel	\$ -		\$ -	0.00	0.00		
	20 Erosion Control and Repair	\$ -		\$ -	0.00	0.00		
	21 Provide/Maintain Dust Control	\$ -		\$ -	0.00	0.00		
	25 Clean Detention/Debris Basin	\$ -		\$ -	0.00	0.00		
	35 Fence Repair	\$ -		\$ -	0.00	0.00		
	40 Vegetation Control - Chemical	\$ -		\$ -	0.00	0.00		
	45 Vegetation Control - Mechanical	\$ -		\$ -	0.00	0.00		
	50 Maintain Access Road	\$ -		\$ -	0.00	0.00		
	55 Clean & Inspect Inlet/Outlet Structures	\$ -		\$ -	0.00	0.00		
	60 Repair Inlet/Outlet Structures	\$ -		\$ -	0.00	0.00		
	65 Clean Storm Sewer Lines	\$ -	6,002.36	\$ 6,002.36	6,002.36	0.00	100%	
	70 Storm Sewer Repair	\$ -		\$ -	0.00	0.00		
	75 Clean/Flush Culverts & Bridges	\$ -		\$ -	0.00	0.00		
	80 Miscellaneous Work Activities	\$ 22,000.00	(19,091.56)	\$ 2,908.44	0.00	2,908.44	0%	
	90 Homeless Encampment Cleanup	\$ -		\$ -	0.00	0.00		
	TOTALS	\$ 23,000.00	(13,000.00)	\$ 10,000.00	\$ 6,221.66	3,778.34		06/30/19

Delays or problem areas:

Work completed during prior fiscal year: Staff provided erosion control, dust control, and removed vegetation.

Work to be completed during current fiscal year: Staff will remove any debris and trash, and remove vegetation and provide erosion and dust control within the channel. Maintain restricted access roads by clearing out any vegetation and adding any regrinds to mitigate any dust activities.

Consultant/
 Contractor:
 Project
 Manager: John Runika

633-1267

53

**Regional Flood Control District
Maintenance Work Program
3rd Quarter thru March 2019
FY 2018-2019**

MWP Facility #: NLV11
 Facility Name: Clayton Street Channel
 MP Facility ID: LV03 0000-0131, LVSM 0000-0109

Entity: City of North Las Vegas
 Date Prepared: 04/25/19

Force Account/ Contract	Activity	Requested Work Plan Amount (\$)	Reallocation Amount (\$)	Amended Work Plan Amount (\$)	Expended to Date (\$)	Balance Remaining (\$)	Percent Complete	Scheduled Completion Date
	3 Facility Assessment and Inventory	\$ 500.00		\$ 500.00	130.10	369.90	26%	
	5 Inspect Channels	\$ 500.00		\$ 500.00	89.20	410.80	18%	
	6 Inspect Levees/Detention Basin & Debris Basins	\$ -		\$ -	0.00	0.00		
	8 Species Survey and Removal	\$ -		\$ -	0.00	0.00		
	10 Clean and Reshape Channel/Levees	\$ 5,000.00	(4,000.00)	\$ 1,000.00	0.00	1,000.00	0%	
	15 Repair Lined Channel	\$ -		\$ -	0.00	0.00		
	20 Erosion Control and Repair	\$ -		\$ -	0.00	0.00		
	21 Provide/Maintain Dust Control	\$ -		\$ -	0.00	0.00		
	25 Clean Detention/Debris Basin	\$ -		\$ -	0.00	0.00		
	35 Fence Repair	\$ 4,500.00	(4,000.00)	\$ 500.00	0.00	500.00	0%	
	40 Vegetation Control - Chemical	\$ 3,000.00	(2,500.00)	\$ 500.00	0.00	500.00	0%	
	45 Vegetation Control - Mechanical	\$ -		\$ -	0.00	0.00		
	50 Maintain Access Road	\$ -		\$ -	0.00	0.00		
	55 Clean & Inspect Inlet/Outlet Structures	\$ 2,000.00	(1,500.00)	\$ 500.00	0.00	500.00	0%	
	60 Repair Inlet/Outlet Structures	\$ -		\$ -	0.00	0.00		
	65 Clean Storm Sewer Lines	\$ 14,071.00	(3,000.00)	\$ 11,071.00	9,145.89	1,925.11	83%	
	70 Storm Sewer Repair	\$ -		\$ -	0.00	0.00		
	75 Clean/Flush Culverts & Bridges	\$ 1,000.00	(500.00)	\$ 500.00	0.00	500.00	0%	
	80 Miscellaneous Work Activities	\$ 22,000.00	(17,500.00)	\$ 4,500.00	1,256.44	3,243.56	28%	
	90 Homeless Encampment Cleanup	\$ -		\$ -	0.00	0.00		
	TOTALS	\$ 52,571.00	(33,000.00)	\$ 19,571.00	\$ 10,621.63	8,949.37		06/30/19

Delays or problem areas: Removed many encampments.

Work completed during prior fiscal year: Staff repaired fencing, provided vegetation removal, and cleaned inlet and outlet structures.

Work to be completed during current fiscal year: Staff will provide fencing repairs as needed, provide vegetation removal, and clean inlet and outlet structures. Repair erosion at mid channel west side shoulder and at Tropical Parkway at the back of sidewalk.

Consultant/
 Contractor:
 Project
 Manager: John Runiks

633-1267

**Regional Flood Control District
Maintenance Work Program
3rd Quarter thru March 2019
FY 2018-2019**

MWP Facility #: NLV12
 Facility Name: Lower Las Vegas Detention Basin
 MP Facility ID: LVMD 1905-2055

Entity: City of North Las Vegas
 Date Prepared: 04/25/19

Force Account/ Contract	Activity	Requested Work Plan Amount (\$)	Reallocation Amount (\$)	Amended Work Plan Amount (\$)	Expended to Date (\$)	Balance Remaining (\$)	Percent Complete	Scheduled Completion Date
	3 Facility Assessment and Inventory	\$ 500.00		\$ 500.00	130.10	369.90	26%	
	5 Inspect Channels	\$ 500.00		\$ 500.00	0.00	500.00	0%	
	6 Inspect Levees/Detention Basin & Debris Basins	\$ 3,000.00	(2,000.00)	\$ 1,000.00	178.40	821.60	18%	
	8 Species Survey and Removal	\$ 1,500.00	(500.00)	\$ 1,000.00	0.00	1,000.00	0%	
	10 Clean and Reshape Channel/Levees	\$ -		\$ -	0.00	0.00		
	15 Repair Lined Channel	\$ -		\$ -	0.00	0.00		
	20 Erosion Control and Repair	\$ 15,000.00	(9,019.73)	\$ 5,980.27	4,814.05	1,166.22	80%	
	21 Provide/Maintain Dust Control	\$ 10,000.00	(7,500.00)	\$ 2,500.00	0.00	2,500.00	0%	
	25 Clean Detention/Debris Basin	\$ 10,000.00	255,657.08	\$ 265,657.08	265,657.08	0.00	100%	
	35 Fence Repair	\$ 6,500.00	(5,000.00)	\$ 1,500.00	0.00	1,500.00	0%	
	40 Vegetation Control - Chemical	\$ 7,000.00	(5,000.00)	\$ 2,000.00	0.00	2,000.00	0%	
	45 Vegetation Control - Mechanical	\$ -		\$ -	0.00	0.00		
	50 Maintain Access Road	\$ 1,000.00	(500.00)	\$ 500.00	0.00	500.00	0%	
	55 Clean & Inspect Inlet/Outlet Structures	\$ 2,000.00	519.73	\$ 2,519.73	2,519.73	0.00	100%	
	60 Repair Inlet/Outlet Structures	\$ -	699.84	\$ 699.84	699.84	0.00	100%	
	65 Clean Storm Sewer Lines	\$ 14,071.00	(9,811.86)	\$ 4,259.14	0.00	4,259.14	0%	
	70 Storm Sewer Repair	\$ -		\$ -	0.00	0.00		
	75 Clean/Flush Culverts & Bridges	\$ 2,500.00	(1,500.00)	\$ 1,000.00	0.00	1,000.00	0%	
	80 Miscellaneous Work Activities	\$ 20,500.00	(11,000.00)	\$ 9,500.00	4,878.20	4,621.80	51%	
	90 Homeless Encampment Cleanup	\$ -		\$ -	0.00	0.00		
	TOTALS	\$ 94,071.00	205,045.06	\$ 299,116.06	\$ 278,877.40	20,238.66		06/30/19

Delays or problem areas: Removed many encampments.

Work completed during prior fiscal year: Staff provided erosion control, fencing repairs, removed vegetation, cleaned inlet and outlet structures, maintained access roads, and removed large amount of trash and debris from rain events.

Work to be completed during current fiscal year: Staff will remove trash and debris, provide fencing repairs as needed, maintain access roads, clear out vegetation, clean inlet and outlet structures, and remediate any rills within the embankment. Remove/clean vegetation, trash, and debris north of pedestrian bridge, and repair erosion on south abutment slope and north of pedestrian bridge.

Consultant/
 Contractor:
 Project
 Manager: John Runiks

633-1267

**Regional Flood Control District
Maintenance Work Program
3rd Quarter thru March 2019
FY 2018-2019**

MWP Facility #: NLV13
 Facility Name: West Trib - Ranch House Rd to Lower LV DB
 MP Facility ID: ANWE 0000-0122, CNWE 0000
 LVMD 2060-2322, GTEA0000-0139, AVHR0050

Entity: City of North Las Vegas
 Date Prepared: 04/25/19

Force Account/ Contract	Activity	Requested Work Plan Amount (\$)	Reallocation Amount (\$)	Amended Work Plan Amount (\$)	Expended to Date (\$)	Balance Remaining (\$)	Percent Complete	Scheduled Completion Date
	3 Facility Assessment and Inventory	\$ 500.00	(91.22)	\$ 408.78	130.10	278.68	32%	
	5 Inspect Channels	\$ 500.00		\$ 500.00	356.80	143.20	71%	
	6 Inspect Levees/Detention Basin & Debris Basins	\$ -		\$ -	0.00	0.00		
	8 Species Survey and Removal	\$ -		\$ -	0.00	0.00		
	10 Clean and Reshape Channel/Levees	\$ 6,000.00	(5,750.00)	\$ 250.00	0.00	250.00	0%	
	15 Repair Lined Channel	\$ -		\$ -	0.00	0.00		
	20 Erosion Control and Repair	\$ 3,000.00	(2,750.00)	\$ 250.00	0.00	250.00	0%	
	21 Provide/Maintain Dust Control	\$ -		\$ -	0.00	0.00		
	25 Clean Detention/Debris Basin	\$ -		\$ -	0.00	0.00		
	35 Fence Repair	\$ 4,000.00	(3,750.00)	\$ 250.00	0.00	250.00	0%	
	40 Vegetation Control - Chemical	\$ 3,000.00	(2,750.00)	\$ 250.00	0.00	250.00	0%	
	45 Vegetation Control - Mechanical	\$ -		\$ -	0.00	0.00		
	50 Maintain Access Road	\$ 2,000.00	(1,750.00)	\$ 250.00	0.00	250.00	0%	
	55 Clean & Inspect Inlet/Outlet Structures	\$ 2,000.00	(1,750.00)	\$ 250.00	0.00	250.00	0%	
	60 Repair Inlet/Outlet Structures	\$ -		\$ -	0.00	0.00		
	65 Clean Storm Sewer Lines	\$ 14,071.00	13,745.95	\$ 27,816.95	27,816.95	0.00	100%	
	70 Storm Sewer Repair	\$ -		\$ -	0.00	0.00		
	75 Clean/Flush Culverts & Bridges	\$ 2,000.00	(1,500.00)	\$ 500.00	0.00	500.00	0%	
	80 Miscellaneous Work Activities	\$ 21,000.00	(3,854.73)	\$ 17,145.27	15,538.80	1,606.47	91%	
	90 Homeless Encampment Cleanup	\$ -		\$ -	0.00	0.00		
	TOTALS	\$ 58,071.00	(10,200.00)	\$ 47,871.00	\$ 43,842.65	4,028.35		06/30/19

Delays or problem areas: Removed many encampments.

Work completed during prior fiscal year: Repaired fencing, provided vegetation removal, cleaned inlet and outlet structures, and maintained access roads.

Work to be completed during current fiscal year: Staff will remove any trash and debris, provide fencing repairs, maintain access roads, clear out vegetation, and clean inlets and outlets. Repair continuous access road erosion and rebuild berm at Clayton.

Consultant/
 Contractor:
 Project
 Manager: John Runiks

633-1267

51

**Regional Flood Control District
Maintenance Work Program
3rd Quarter thru March 2019
FY 2018-2019**

MWP Facility #: NLV14
 Facility Name: Tributary to the Western Trib @ Craig Road
 MP Facility ID: LV06 0000-0147, LV05 0000-0131,
 LVBR 0000-0014, LVCL 0000

Entity: City of North Las Vegas
 Date Prepared: 04/25/19

Force Account/ Contract	Activity	Requested Work Plan Amount (\$)	Reallocation Amount (\$)	Amended Work Plan Amount (\$)	Expended to Date (\$)	Balance Remaining (\$)	Percent Complete	Scheduled Completion Date
	3 Facility Assessment and Inventory	\$ 500.00		\$ 500.00	130.10	369.90	26%	
	5 Inspect Channels	\$ 500.00		\$ 500.00	356.80	143.20	71%	
	6 Inspect Levees/Detention Basin & Debris Basins	\$ -		\$ -	0.00	0.00		
	8 Species Survey and Removal	\$ -		\$ -	0.00	0.00		
	10 Clean and Reshape Channel/Levees	\$ 5,500.00	(2,500.00)	\$ 3,000.00	2,191.66	808.34	73%	
	15 Repair Lined Channel	\$ -		\$ -	0.00	0.00		
	20 Erosion Control and Repair	\$ -		\$ -	0.00	0.00		
	21 Provide/Maintain Dust Control	\$ -		\$ -	0.00	0.00		
	25 Clean Detention/Debris Basin	\$ -		\$ -	0.00	0.00		
	35 Fence Repair	\$ 3,500.00	(3,000.00)	\$ 500.00	0.00	500.00	0%	
	40 Vegetation Control - Chemical	\$ 4,500.00	(3,500.00)	\$ 1,000.00	0.00	1,000.00	0%	
	45 Vegetation Control - Mechanical	\$ -		\$ -	0.00	0.00		
	50 Maintain Access Road	\$ 2,000.00	(1,500.00)	\$ 500.00	0.00	500.00	0%	
	55 Clean & Inspect Inlet/Outlet Structures	\$ -		\$ -	0.00	0.00		
	60 Repair Inlet/Outlet Structures	\$ -		\$ -	0.00	0.00		
	68 Clean Storm Sewer Lines	\$ 14,071.00	(5,883.78)	\$ 8,187.22	2,190.87	5,996.35	27%	
	70 Storm Sewer Repair	\$ -		\$ -	0.00	0.00		
	75 Clean/Flush Culverts & Bridges	\$ 3,000.00	(2,000.00)	\$ 1,000.00	0.00	1,000.00	0%	
	80 Miscellaneous Work Activities	\$ 21,000.00	(10,500.00)	\$ 10,500.00	4,311.09	6,188.91	41%	
	90 Homeless Encampment Cleanup	\$ -		\$ -	0.00	0.00		
	TOTALS	\$ 54,571.00	(28,883.78)	\$ 25,687.22	\$ 9,180.52	16,506.70		06/30/19

Delays or problem areas: Removed many encampments.

Work completed during prior fiscal year: Repaired fencing, provided vegetation removal, cleaned inlet and outlet structures and maintained access roads.

Work to be completed during current fiscal year: Staff will remove vegetation, trash and debris, provide fencing repairs, maintain access roads, and clean inlet and outlet structures. Repair any concrete damage from NLV02 to NLV12, and maintain the joint seals throughout the channels.

Consultant/
 Contractor:
 Project
 Manager: John Runiks

633-1267

57

**Regional Flood Control District
Maintenance Work Program
3rd Quarter thru March 2019
FY 2018-2019**

MWP Facility #: NLV15
 Facility Name: Las Vegas Wash - Smoke Ranch
 MP Facility ID: LVSF 0000-0295, LAAT 0000-0204,
 LANO 0000, LAAS 0000-0103

Entity: City of North Las Vegas
 Date Prepared: 04/25/19

Force Account/ Contract	Activity	Requested Work Plan Amount (\$)	Reallocation Amount (\$)	Amended Work Plan Amount (\$)	Expended to Date (\$)	Balance Remaining (\$)	Percent Complete	Scheduled Completion Date
	3 Facility Assessment and Inventory	\$ 500.00		\$ 500.00	130.10	369.90	26%	
	5 Inspect Channels	\$ 500.00		\$ 500.00	89.20	410.80	18%	
	6 Inspect Levees/Detention Basin & Debris Basins	\$ -		\$ -	0.00	0.00		
	8 Species Survey and Removal	\$ -		\$ -	0.00	0.00		
	10 Clean and Reshape Channel/Levees	\$ 3,500.00	(3,000.00)	\$ 500.00	0.00	500.00	0%	
	15 Repair Lined Channel	\$ -		\$ -	0.00	0.00		
	20 Erosion Control and Repair	\$ 3,000.00	(2,500.00)	\$ 500.00	0.00	500.00	0%	
	21 Provide/Maintain Dust Control	\$ -		\$ -	0.00	0.00		
	25 Clean Detention/Debris Basin	\$ -		\$ -	0.00	0.00		
	35 Fence Repair	\$ -		\$ -	0.00	0.00		
	40 Vegetation Control - Chemical	\$ 3,500.00	(3,000.00)	\$ 500.00	0.00	500.00	0%	
	45 Vegetation Control - Mechanical	\$ -		\$ -	0.00	0.00		
	50 Maintain Access Road	\$ 2,000.00	(1,500.00)	\$ 500.00	0.00	500.00	0%	
	55 Clean & Inspect Inlet/Outlet Structures	\$ 2,500.00	(2,000.00)	\$ 500.00	0.00	500.00	0%	
	60 Repair Inlet/Outlet Structures	\$ -		\$ -	0.00	0.00		
	65 Clean Storm Sewer Lines	\$ 14,071.00	(10,000.00)	\$ 4,071.00	0.00	4,071.00	0%	
	70 Storm Sewer Repair	\$ -		\$ -	0.00	0.00		
	75 Clean/Flush Culverts & Bridges	\$ 1,000.00	(500.00)	\$ 500.00	0.00	500.00	0%	
	80 Miscellaneous Work Activities	\$ 20,000.00	(16,322.55)	\$ 3,677.45	306.42	3,371.03	8%	
	90 Homeless Encampment Cleanup	\$ -		\$ -	0.00	0.00		
	TOTALS	\$ 50,571.00	(38,822.55)	\$ 11,748.45	\$ 525.72	11,222.73		06/30/19

Delays or problem areas:

Work completed during prior fiscal year: Repaired fencing, removed vegetation, cleaned storm drains, and outlet and inlet structures, and maintained access roads.

Work to be completed during current fiscal year: Staff will remove trash and debris, provide fencing repairs as needed, maintain access roads, remove vegetation, clean inlet and outlet structures, and clean/inspect storm drains. Repair erosion along east side of channel and along entire channel bottom.

Consultant/
 Contractor:
 Project
 Manager: John Runiks

633-1267

58

**Regional Flood Control District
Maintenance Work Program
3rd Quarter thru March 2019**

MWP Facility #: NLV16
 Facility Name: Upper Las Vegas Wash Channel
 MP Facility ID: LVLO 0000-0025, TREA 0000-0134, LVUP 0000-0382,
CNEA 0000-0176, ANEA 0000-0040, LV5C 0000-0063

Entity: City of North Las Vegas
 Date Prepared: 04/25/19

Force Account/ Contract	Activity	Requested Work Plan Amount (\$)	Reallocation Amount (\$)	Amended Work Plan Amount (\$)	Expended to Date (\$)	Balance Remaining (\$)	Percent Complete	Scheduled Completion Date
	3 Facility Assessment and Inventory	\$ 500.00		\$ 500.00	130.11	369.89	26%	
	5 Inspect Channels	\$ 500.00		\$ 500.00	312.20	187.80	62%	
	6 Inspect Levees/Detention Basin & Debris Basins	\$ -		\$ -	0.00	0.00		
	8 Species Survey and Removal	\$ -		\$ -	0.00	0.00		
	10 Clean and Reshape Channel/Levees	\$ 1,000.00		\$ 1,000.00	325.26	674.74	33%	
	15 Repair Lined Channel	\$ 106,573.00	(101,280.72)	\$ 5,292.28	0.00	5,292.28	0%	
	20 Erosion Control and Repair	\$ -		\$ -	0.00	0.00		
	21 Provide/Maintain Dust Control	\$ -		\$ -	0.00	0.00		
	25 Clean Detention/Debris Basin	\$ -		\$ -	0.00	0.00		
	35 Fence Repair	\$ 3,500.00	(2,000.00)	\$ 1,500.00	495.00	1,005.00	33%	
	40 Vegetation Control - Chemical	\$ 3,500.00	(2,500.00)	\$ 1,000.00	0.00	1,000.00	0%	
	45 Vegetation Control - Mechanical	\$ -		\$ -	0.00	0.00		
	50 Maintain Access Road	\$ -		\$ -	0.00	0.00		
	55 Clean & Inspect Inlet/Outlet Structures	\$ -		\$ -	0.00	0.00		
	60 Repair Inlet/Outlet Structures	\$ -		\$ -	0.00	0.00		
	65 Clean Storm Sewer Lines	\$ 14,071.00	(3,000.00)	\$ 11,071.00	9,317.87	1,753.13	84%	
	70 Storm Sewer Repair	\$ -		\$ -	0.00	0.00		
	75 Clean/Flush Culverts & Bridges	\$ 52,000.00	(48,297.15)	\$ 3,702.85	0.00	3,702.85	0%	
	80 Miscellaneous Work Activities	\$ 20,000.00	(7,500.00)	\$ 12,500.00	8,888.83	3,611.17	71%	
	90 Homeless Encampment Cleanup	\$ -		\$ -	0.00	0.00		
	TOTALS	\$ 201,644.00	(164,577.87)	\$ 37,066.13	\$ 19,469.27	17,596.86		06/30/19

Delays or problem areas: Removed many encampments.

Work completed during prior fiscal year: Staff provided trash and debris removal, repaired fencing as needed, maintained access roads, removed vegetation and graffiti as needed, and cleaned storm drains, channels, and culverts. Repaired damaged steps between Deer Springs & Lawrence.

Work to be completed during current fiscal year: Staff will provide trash and debris removal, repair fencing as needed, maintain access roads, remove vegetation and graffiti as needed, and clean storm drains, channels and culverts. Using maintenance funds, the channel between Camino Eldorado & Revere Street will be lined and free of gabion rocks making an easier clean up, and removed the stench from the complaints received from the community.

Consultant/
 Contractor: _____
 Project
 Manager: John Runika

**Regional Flood Control District
Maintenance Work Program
3rd Quarter thru March 2019
FY 2018-2019**

MWP Facility #: NLV17
 Facility Name: Range Wash - Las Vegas Wash Diversion & Levee
 MP Facility ID: LVRW 0000-0293

Entity: City of North Las Vegas
 Date Prepared: 04/25/19

Force Account/ Contract	Activity	Requested Work Plan Amount (\$)	Reallocation Amount (\$)	Amended Work Plan Amount (\$)	Expended to Date (\$)	Balance Remaining (\$)	Percent Complete	Scheduled Completion Date
	3 Facility Assessment and Inventory	\$ 500.00		\$ 500.00	130.11	369.89	26%	
	5 Inspect Channels	\$ 500.00		\$ 500.00	0.00	500.00	0%	
	6 Inspect Levees/Detention Basin & Debris Basins	\$ 1,500.00	(1,000.00)	\$ 500.00	178.40	321.60	36%	
	8 Species Survey and Removal	\$ 1,500.00	(1,250.00)	\$ 250.00	0.00	250.00	0%	
	10 Clean and Reshape Channel/Levees	\$ 2,000.00	(1,500.00)	\$ 500.00	0.00	500.00	0%	
	15 Repair Lined Channel	\$ -		\$ -	0.00	0.00		
	20 Erosion Control and Repair	\$ 106,000.00	193,452.07	\$ 299,452.07	299,452.07	0.00	100%	
	21 Provide/Maintain Dust Control	\$ 25,000.00	(23,000.00)	\$ 2,000.00	0.00	2,000.00	0%	
	25 Clean Detention/Debris Basin	\$ -		\$ -	0.00	0.00		
	35 Fence Repair	\$ -		\$ -	0.00	0.00		
	40 Vegetation Control - Chemical	\$ 3,000.00	(2,750.00)	\$ 250.00	0.00	250.00	0%	
	45 Vegetation Control - Mechanical	\$ -		\$ -	0.00	0.00		
	50 Maintain Access Road	\$ 2,000.00	(500.00)	\$ 1,500.00	0.00	1,500.00	0%	
	55 Clean & Inspect Inlet/Outlet Structures	\$ -		\$ -	0.00	0.00		
	60 Repair Inlet/Outlet Structures	\$ -		\$ -	0.00	0.00		
	65 Clean Storm Sewer Lines	\$ -		\$ -	0.00	0.00		
	70 Storm Sewer Repair	\$ -		\$ -	0.00	0.00		
	75 Clean/Flush Culverts & Bridges	\$ -		\$ -	0.00	0.00		
	80 Miscellaneous Work Activities	\$ 20,000.00	(10,652.45)	\$ 9,347.55	0.00	9,347.55	0%	
	90 Homeless Encampment Cleanup	\$ -		\$ -	0.00	0.00		
	TOTALS	\$ 162,000.00	152,799.62	\$ 314,799.62	\$ 299,760.58	15,039.04		06/30/19

Delays or problem areas:

Work completed during prior fiscal year: Staff provided major erosion control, fencing repairs, vegetation removal and dust control.

Work to be completed during current fiscal year: Clear access route into DB, repair erosion on embankment slopes, provide fencing repairs, remove vegetation, and provide dust control as needed. Staff will also maintain access roads, monitor and inspect levee.

Consultant/
 Contractor:
 Project
 Manager: John Runiks

633-1267

**Regional Flood Control District
Maintenance Work Program
3rd Quarter thru March 2019
FY 2018-2019**

MWP Facility #: NLV18
 Facility Name: Cheyenne Peaking Basin
 MP Facility ID: LVMD 1594-1647

Entity: City of North Las Vegas
 Date Prepared: 04/25/19

Force Account/ Contract	Activity	Requested Work Plan Amount (\$)	Reallocation Amount (\$)	Amended Work Plan Amount (\$)	Expended to Date (\$)	Balance Remaining (\$)	Percent Complete	Scheduled Completion Date
	3 Facility Assessment and Inventory	\$ 500.00		\$ 500.00	130.11	369.89	26%	
	5 Inspect Channels	\$ -		\$ -	0.00	0.00		
	6 Inspect Levees/Detention Basin & Debris Basins	\$ 2,000.00	(500.00)	\$ 1,500.00	89.20	1,410.80	6%	
	8 Species Survey and Removal	\$ -		\$ -	0.00	0.00		
	10 Clean and Reshape Channel/Levees	\$ -		\$ -	0.00	0.00		
	15 Repair Lined Channel	\$ -		\$ -	0.00	0.00		
	20 Erosion Control and Repair	\$ -		\$ -	0.00	0.00		
	21 Provide/Maintain Dust Control	\$ -		\$ -	0.00	0.00		
	25 Clean Detention/Debris Basin	\$ 10,000.00	2,224.41	\$ 12,224.41	12,224.41	0.00	100%	
	35 Fence Repair	\$ 5,000.00	(2,000.00)	\$ 3,000.00	0.00	3,000.00	0%	
	40 Vegetation Control - Chemical	\$ 3,500.00	(1,500.00)	\$ 2,000.00	0.00	2,000.00	0%	
	45 Vegetation Control - Mechanical	\$ 3,500.00	(1,500.00)	\$ 2,000.00	0.00	2,000.00	0%	
	50 Maintain Access Road	\$ 3,000.00	(1,500.00)	\$ 1,500.00	0.00	1,500.00	0%	
	55 Clean & Inspect Inlet/Outlet Structures	\$ 1,500.00	(500.00)	\$ 1,000.00	0.00	1,000.00	0%	
	60 Repair Inlet/Outlet Structures	\$ -		\$ -	0.00	0.00		
	65 Clean Storm Sewer Lines	\$ 14,071.00	(2,000.00)	\$ 12,071.00	0.00	12,071.00	0%	
	70 Storm Sewer Repair	\$ -		\$ -	0.00	0.00		
	75 Clean/Flush Culverts & Bridges	\$ 2,000.00		\$ 2,000.00	0.00	2,000.00	0%	
	80 Miscellaneous Work Activities	\$ 23,000.00	(8,892.66)	\$ 14,107.34	1,050.00	13,057.34	7%	
	90 Homeless Encampment Cleanup	\$ -		\$ -	0.00	0.00		
	TOTALS	\$ 68,071.00	(16,168.25)	\$ 51,902.75	\$ 13,493.72	38,409.03		06/30/19

Delays or problem areas: Removed many encampments.

Work completed during prior fiscal year: Staff provided erosion control, dust control, fencing repairs, vegetation removal, cleaned inlet and outlet structures and maintained access roads.

Work to be completed during current fiscal year: Staff will provide dust control as needed, maintain access roads, and clean inlet and outlet structures. Remove/clean trash and debris in dam diverters and in channel, and remove vegetation in basin bottom, basin outlet grate, and on upper road south of Civic Center. Remove graffiti and repair fence at end of Bulloch.

Consultant/
 Contractor:
 Project
 Manager: John Runiks

633-1267

CLARK COUNTY
REGIONAL FLOOD CONTROL DISTRICT
AGENDA ITEM

SUBJECT:

MAINTENANCE WORK PROGRAM – FY 2019-20 BUDGETS, PLANS, AND INTERLOCAL CONTRACTS

PETITIONER:

STEVEN C. PARRISH, P.E., GENERAL MANAGER/CHIEF ENGINEER

RECOMMENDATION OF PETITIONER:

APPROVE THE BUDGETS, PLANS, AND INTERLOCAL CONTRACTS FOR THE FISCAL YEAR 2019-20 MAINTENANCE WORK PROGRAM AND AUTHORIZE THE CHAIR TO SIGN THE INTERLOCAL CONTRACTS (FOR POSSIBLE ACTION)


FISCAL IMPACT: \$15,251,700.00 – Funds are available in the FY 2019-20 budget.

BACKGROUND: Staff requested that each of the entities prepare their fiscal year 2019-20 Maintenance Work Program (MWP) plan and budget, and submit the interlocal contracts for approval by the Board. The interlocal contracts, along with an itemized listing of the facilities identified in each work plan, are attached for your review and approval. The following table provides a comparison of fiscal year 2019-20 budget requests with fiscal year 2018-19 approved budget amounts:

Entity	FY 2018-19 Budget Request	FY 2019-20 Budget Request	Percent Change
Boulder City	\$ 300,000.00	\$ 400,000.00	33.3%
Clark County	\$ 6,991,700.00	\$ 7,171,700.00	2.6%
Henderson	\$ 2,038,000.00	\$ 2,250,700.00	10.4%
Las Vegas	\$ 2,825,000.00	\$ 2,825,000.00	0.00%
Mesquite	\$ 444,800.00	\$ 769,800.00	73.1%
North Las Vegas	\$ 1,717,500.00	\$ 1,834,500.00	6.8%
Totals	\$14,317,000.00	\$15,251,700.00	6.5%

Upon approval, the interlocal contracts will become effective July 1, 2019 and expire June 30, 2020. Requested funding amounts will be available July 1, 2019. At the end of fiscal year 2019-20, the remaining unencumbered balances for each entity may be reprogrammed for the MWP in subsequent fiscal years.

Respectfully submitted,


Steven C. Parrish, P.E.
General Manager/Chief Engineer

TAC AGENDA ITEM #09 Date: 05/30/19	RFCD AGENDA ITEM # Date: 06/13/19
CAC AGENDA ITEM #09 Date: 06/03/19	

Regional Flood Control District
AGENDA ITEM DEVELOPMENT

Staff Discussion:

Date: 05/20/19

MAINTENANCE WORK PROGRAM – FY 2019-20 BUDGETS, PLANS, AND INTERLOCAL CONTRACTS

Staff requested that each of the entities prepare their fiscal year 2019-20 Maintenance Work Program (MWP) plan and budget, and submit the interlocal contracts for approval by the Board. The interlocal contracts, along with an itemized listing of the facilities identified in each work plan, are attached for your review and approval. The following table provides a comparison of fiscal year 2019-20 budget requests with fiscal year 2018-19 approved budget amounts:

Entity	FY 2018-19 Budget Request	FY 2019-20 Budget Request	Percent Change
Boulder City	\$ 300,000.00	\$ 400,000.00	33.3%
Clark County	\$ 6,991,700.00	\$ 7,171,700.00	2.6%
Henderson	\$ 2,038,000.00	\$ 2,250,700.00	10.4%
Las Vegas	\$ 2,825,000.00	\$ 2,825,000.00	0.0%
Mesquite	\$ 444,800.00	\$ 769,800.00	73.1%
North Las Vegas	\$ 1,717,500.00	\$ 1,834,500.00	6.8%
Totals	\$14,317,000.00	\$15,251,700.00	6.5%

Upon approval, the interlocal contracts will become effective July 1, 2019 and expire June 30, 2020. Requested funding amounts will be available July 1, 2019. At the end of fiscal year 2019-20, the remaining unencumbered balances for each entity may be reprogrammed for the MWP in subsequent fiscal years.

Staff Recommendation:

Approve.

Discussion by Technical Advisory Committee:

AGENDA
#09 Date: 05/30/19

Recommendation:

Discussion by Citizens Advisory Committee:

AGENDA
#09 Date: 06/03/19

Recommendation:

CLARK COUNTY
REGIONAL FLOOD CONTROL DISTRICT
AGENDA ITEM

SUBJECT:

2019 – 2020 ANNUAL MAINTENANCE WORK PROGRAM BUDGET FOR THE CITY OF BOULDER CITY

PETITIONER:

JIM KEANE, P.E., CITY ENGINEER
CITY OF BOULDER CITY

RECOMMENDATION OF PETITIONER:

THAT THE CLARK COUNTY REGIONAL FLOOD CONTROL DISTRICT APPROVE THE INTERLOCAL CONTRACT FOR BOULDER CITY'S 2019 – 2020 ANNUAL MAINTENANCE WORK PROGRAM. (FOR POSSIBLE ACTION)

FISCAL IMPACT:


The FY 2019 – 2020 Interlocal Contract is for \$400,000.00.

BACKGROUND:

This request will cover normal maintenance work provided by City staff and funding for contract work.

The locations of the facilities to be maintained and the work to be performed are described in the work program and are shown on Exhibit "A" of the proposed Interlocal Agreement.

Respectfully submitted,


Jim Keane, P.E.,
City Engineer
City of Boulder City, Nevada

TAC AGENDA ITEM #09 Date: 5/30/19	RFCD AGENDA ITEM # Date: 6/13/19
CAC AGENDA ITEM # 09 Date: 6/3/19	

**INTERLOCAL CONTRACT
ANNUAL MAINTENANCE WORK PROGRAM**

THIS CONTRACT, made and entered into this 13 day of June, 2019, by and between the CITY OF BOULDER CITY, a political subdivision of the State of Nevada, hereinafter referred to as "CITY", and the CLARK COUNTY REGIONAL FLOOD CONTROL DISTRICT, hereinafter referred to as "DISTRICT".

WITNESSETH:

WHEREAS, pursuant to Chapter 543 of the Nevada Revised Statutes, the DISTRICT may approve and fund projects to maintain flood control improvements; and

WHEREAS, pursuant to NRS 277.180 any one or more public agencies may contract with one or more other public agencies to perform any governmental service, activity or undertaking which any of the public agencies is authorized by law to perform; and

WHEREAS, the CITY desires to maintain flood control improvements within the CITY in accordance with the maintenance program set forth herein, and hereinafter referred to as "Project"; and

WHEREAS, the facilities upon which maintenance will be performed are facilities described in the DISTRICT'S Master Plan.

NOW, THEREFORE, in consideration of the covenants, conditions, agreements, and promises of the parties hereto, the DISTRICT authorizes the Project as it is mutually understood and agreed as follows:

SECTION I - SCOPE OF PROJECT

This Interlocal Contract applies to the maintenance of flood control facilities, which are identified in the DISTRICT'S Master Plan facilities including updates and amendments subsequently approved. The basic maintenance of the facilities will be in accordance with performance standards set forth in the current DISTRICT *Operations and Maintenance Manual*.

The Project is more specifically described in Exhibit "A" which is attached hereto and by this reference incorporated herein.

SECTION II - PROJECT COSTS

The DISTRICT agrees to make payment for Project costs within the limits specified below:

1. The Project costs shall not exceed \$400,000.

The amounts allocated to each individual facility within the Project must be specified in Exhibit "A". Any changes to said allocated amounts must be approved by the DISTRICT'S Chief Engineer in accordance with Section 4.24 of the DISTRICT *Operations and Maintenance Manual*.

A written request must be made to the DISTRICT and a Supplemental Interlocal Contract approved to increase the amount noted above prior to payment of any additional funds.

2. The CITY and DISTRICT will comply with Section 4.12 of the *Operations and Maintenance Manual*. In accordance with said manual the CITY shall submit invoices together with a detailed summary report of the maintenance service performed. The CITY shall submit an invoice voucher in the manner prescribed by the DISTRICT. The vouchers shall include such information as is necessary for the DISTRICT to determine the nature of all expenditures. Each voucher will clearly indicate that it is for services rendered in performance under this contract. Each voucher will also be accompanied by a written certification from the CITY stating that it is for performance of maintenance activities under this contract and is composed of completed elements set forth in the annual work program.

All invoices must be submitted for payment to:

Clark County Regional Flood Control District
Accounts Payable
600 S. Grand Central Parkway, Suite 300
Las Vegas, Nevada 89106-4511

Payment shall be considered timely if made by the DISTRICT within 30 days of receipt of the invoice. Pursuant to Section IV, Paragraph 8, the DISTRICT may, in its sole discretion, withhold payments to the CITY for services rendered if the CITY fails to satisfactorily comply with any term or condition of this contract and/or the DISTRICT *Operations and Maintenance Manual*.

SECTION III - PROJECT TIME

The CITY agrees to perform the Project to the satisfaction of the DISTRICT between July 1, 2019 and June 30, 2020. The DISTRICT may grant extensions or terminate this contract and require all sums advanced to the CITY to be repaid if the CITY fails to perform by said date.

SECTION IV - GENERAL

1. The CITY will complete the Project as set forth in Exhibit "A". The CITY staff personnel responsible for coordination of work under this contract are as listed below:

Keegan Littrell, P.E.

Director of Public Works

It is understood that staff named above will be responsible for work coordination throughout the period of this contract unless the DISTRICT is informed in writing of changes in these personnel assignments.

2. The CITY will comply with the applicable provisions of the Local Government Purchasing Act, Chapter 332 and Public Works, Chapter 338, of the Nevada Revised Statutes.

3. Applicable portions of the current editions of the *Operations and Maintenance Manual*, *Policies and Procedures Manual*, *Hydrologic Criteria and Drainage Design Manual*, and *Uniform Regulations for the Control of Drainage* adopted by the DISTRICT will apply unless specifically superseded by this CONTRACT.

4. It is the intent of the DISTRICT that scheduling of maintenance and repair of drainage and flood control facilities in general and Master Plan Facilities specifically be coordinated among member entities. Therefore, in those cases where Master Plan approved, and DISTRICT-funded projects have regional flood control significance impacting more than one member entity, the CITY will allow all impacted member entities an opportunity to review the maintenance schedule in order to coordinate maintenance efforts.

5. The Chief Engineer or designee of the DISTRICT shall be responsible for monitoring the performance of the CITY, approval for payment of billings and expenses submitted by the CITY and the acceptance of any report provided by the CITY. The CITY shall be responsible for monitoring performance of CITY staff or private contractors.

6. Accurate documentation of all work performed and payments made shall be maintained by the CITY for a period of three (3) years in hard copy form after final project approval and payments. Following the three year period, the CITY shall keep records for permanent storage in original form, in microfilm/fiche media, or an electronic format in accordance with the CITY Record Retention Schedule.

7. The CITY shall provide right of access to its facilities to the DISTRICT or Chief Engineer at all reasonable times, in order to monitor and evaluate performance, compliance, and/or quality assurance under this contract.

8. In the event the CITY fails to perform the maintenance according to the standards specified in this contract and the DISTRICT *Operations and Maintenance Manual*, the DISTRICT may perform or cause to be performed the maintenance necessary to assure proper operation of the facility. Costs incurred by the DISTRICT shall be reimbursed by the CITY or be deducted from the amount authorized by this contract. The DISTRICT may not exercise this right without giving the CITY specific written notice of the maintenance required and allowing the CITY 60 days within which to perform said maintenance. The notice required by this provision must be sent to:

Keegan Littrell, P.E.

Director of Public Works

9. The records of the CITY and/or private contractors pertaining to the subject matter of this contract shall at all reasonable times be subject to inspection and audit by the DISTRICT or an Agent of the DISTRICT.

10. If any provision of this contract shall be deemed in conflict with any statute or rule of law, such provision shall be deemed modified to be in conformance with said statute or rule of law.

11. The CITY, its employees, and representative shall at all times comply with all applicable laws, ordinances, statutes, rules, and regulations in effect at the time work is performed.

12. The CITY hereby agrees to reimburse the DISTRICT if funds are received from other sources for maintenance and repair of drainage and flood control facilities paid for by the DISTRICT.

13. The DISTRICT will not be responsible for any fines and/or penalties caused by the actions or inactions of CITY employees, consultants, contractors, or agents.

14. Any costs found to be improperly allocated to the Project will be refunded by the CITY to the DISTRICT.

15. It is specifically understood and agreed to by and between the parties hereto that it is not intended by any of the provisions of any part of this contract to create in the public or any

member thereof a third party beneficiary hereunder, or to authorize anyone not a party to this contract to maintain a suit for personal injuries or property damage pursuant to the terms or provisions of this contract.

16. Up to the limits set forth in NRS Chapter 41, the CITY will indemnify and defend the DISTRICT against and from any and all claims and demands of whatsoever nature which arises out of allegations of negligence or misconduct of CITY officers, employees or agents, related to or under this Contract which results from injury to or death of any persons whomsoever, or against and from damage to or loss or destruction of property.

17. This agreement shall be construed and interpreted in accordance with the laws of the State of Nevada.

/

/

/

/

/

/

/

/

/

/

/

/

/

/

/

/

/

IN WITNESS WHEREOF, the parties have caused this contract to be executed the day and year first above written.

Date of District Action: REGIONAL FLOOD CONTROL DISTRICT

BY: _____
LAWRENCE L. BROWN, III Chair

ATTEST:

DEANNA HUGHES
Secretary to the Board

Approved as to Form:

BY: _____
CHRISTOPHER FIGGINS
Chief Deputy District Attorney

Date of Council Action: CITY OF BOULDER CITY

ATTEST: BY: _____
Rodney Woodbury, Mayor

LORENE KRUMM, City Clerk

Approved as to Form:

BY: _____
STEVE MORRIS, City Attorney

CITY OF BOULDER CITY, NEVADA
 MAINTENANCE WORK PLAN SUMMARY
 FISCAL YEAR 2019-2020

Master Plan Facility	ID	MWP Facility Number	Facility Description	Cost
		BC01		
HMFL	0000		INSPECT AND CLEAN STORM SEWER LINE	\$1,000.00
HMKY	0000		INSPECT CHANNEL, CLEAN, VEGETATION CONTROL	\$1,000.00
HMKY	0019		CLEAN AND RESHAPE CHANNEL, VEGETATION CONTROL	\$1,000.00
HMLM	0000		INSPECT CHANNEL, CLEAN, VEGETATION CONTROL	\$1,500.00
HMLM	0001		INSPECT CHANNEL, CLEAN, VEGETATION CONTROL	\$1,500.00
HMLM	0002		INSPECT AND CLEAN STORM SEWER LINE	\$1,000.00
HMLM	0003		INSPECT CHANNEL, CLEAN, VEGETATION CONTROL	\$1,000.00
HMLM	0025		INSPECT AND CLEAN STORM SEWER LINE	\$1,000.00
HMLM	0027		INSPECT CHANNEL, CLEAN, VEGETATION CONTROL	\$1,000.00
HMLM	0040		INSPECT AND CLEAN STORM SEWER LINE	\$1,000.00
HMLM	0044		INSPECT AND CLEAN STORM SEWER LINE	\$1,000.00
HMLM	0064		INSPECT AND CLEAN STORM SEWER LINE	\$1,000.00
HMLM	0065		INSPECT CHANNEL, CLEAN, VEGETATION CONTROL	\$1,000.00
HMLM	0066		INSPECT AND CLEAN STORM SEWER LINE	\$1,000.00
HMLM	0077		INSPECT CHANNEL, CLEAN, VEGETATION CONTROL	\$1,000.00
HMLM	0081		INSPECT CHANNEL, CLEAN, VEGETATION CONTROL	\$1,000.00
HMLM	0082		INSPECT AND CLEAN STORM SEWER LINE	\$1,500.00
HMLM	0085		INSPECT BASIN, CLEAN, VEGETATION CONTROL, REPAIR INLET/OUTLET STRUCTURES	\$1,000.00
HMLM	0096		INSPECT CHANNEL, CLEAN, VEGETATION CONTROL	\$35,350.00
HMLV	0000		INSPECT AND CLEAN STORM SEWER LINE	\$1,000.00
HMLV	0001		INSPECT RCB, CLEAN, VEGETATION CONTROL	\$1,500.00
HMLV	0003		INSPECT CHANNEL, CLEAN, VEGETATION CONTROL	\$1,000.00
HMLV	0004		CLEAN AND INSPECT OUTLET STRUCTURE	\$1,000.00
HMLV	0006		INSPECT CHANNEL, CLEAN, VEGETATION CONTROL	\$1,000.00
HMLV	0018		REPAIR CONCRETE CHANNEL, CLEAN, VEGETATION CONTROL	\$6,500.00
HMLV	0031		INSPECT AND CLEAN STORM SEWER LINE	\$500.00
HMLV	0033		INSPECT CHANNEL, CLEAN, VEGETATION CONTROL	\$2,000.00
HMLV	0055		INSPECT AND CLEAN STORM SEWER LINE	\$500.00
HMLV	0060		INSPECT AND CLEAN STORM SEWER LINE	\$500.00
HMLV	0065		INSPECT AND CLEAN STORM SEWER LINE	\$500.00
HMNH	0000		INSPECT AND CLEAN STORM SEWER LINE	\$500.00
HMNH	0001		INSPECT AND CLEAN STORM SEWER LINE	\$500.00
HMPC	0000		INSPECT AND CLEAN STORM SEWER LINE	\$500.00
HMPC	0011		INSPECT AND CLEAN STORM SEWER LINE	\$500.00
HMPC	0018		INSPECT AND CLEAN STORM SEWER LINE	\$500.00
HMPC	0025		INSPECT LEVEES/DETENTION AND DEBRIS BASINS	\$500.00
HMPC	0026		INSPECT CHANNEL, CLEAN AND RESHAPE CHANNEL	\$1,000.00
HMRB	0000		INSPECT CHANNEL, CLEAN AND RESHAPE CHANNEL	\$1,000.00
HMTH	0000		CLEAN AND INSPECT, VEGETATION CONTROL, INSPECT OUTLETS, DEBRIS REMOVAL, RESHAPE CHANNEL	\$1,000.00
HMTH	0025		INSPECT BASIN, CLEAN, VEGETATION CONTROL, REPAIR INLET/OUTLET STRUCTURES	\$1,000.00
HMTH	0026		INSPECT CHANNEL, CLEAN, VEGETATION CONTROL	\$7,000.00
HMTH	0027		INSPECT AND CLEAN STORM SEWER LINE	\$1,000.00
HMTH	0033		INSPECT CHANNEL, CLEAN, VEGETATION CONTROL, DUST CONTROL	\$500.00
HMTH	0034		INSPECT CHANNEL, CLEAN, VEGETATION CONTROL, DUST CONTROL	\$500.00
HMTH	0040		CLEAN CULVERT	\$1,000.00
HMTH	0041		INSPECT CHANNEL, CLEAN, VEGETATION CONTROL	\$1,000.00
HMTH	0054		INSPECT BERM, EROSION REPAIR, DUST CONTROL	\$1,000.00
HMTH	0064		INSPECT CHANNEL, CLEAN, VEGETATION CONTROL	\$1,000.00

CITY OF BOULDER CITY, NEVADA
 MAINTENANCE WORK PLAN SUMMARY
 FISCAL YEAR 2019-2020

Master Plan Facility	ID	MWP Facility Number	Facility Description	Cost
HMTH	0076		INSPECT CHANNEL, CLEAN, VEGETATION CONTROL, MAINTAIN ACCESS ROAD	\$42,500.00
HMVL	0000		CLEAN, INSPECT DETENTION BASIN, VEGETATION CONTROL	\$1,000.00
HMVL	0001		CLEAN AND INSPECT OUTLET STRUCTURE	\$500.00
HMVL	0002		INSPECT AND CLEAN STORM SEWER LINE	\$500.00
HMVL	0003		CLEAN, INSPECT, EROSION REPAIR, EROSION CONTROL	\$500.00
HMVL	0004		CLEAN, INSPECT, EROSION REPAIR, EROSION CONTROL	\$500.00
HMVL	0015		INSPECT AND CLEAN STORM SEWER LINE	\$500.00
HMVL	0022		INSPECT AND CLEAN STORM SEWER LINE	\$500.00
HMVL	0027		INSPECT AND CLEAN STORM SEWER LINE	\$500.00
HMVL	0028		INSPECT CHANNEL, CLEAN, VEGETATION CONTROL	\$500.00
HMVL	0030		CLEAN, INSPECT, EROSION REPAIR, EROSION CONTROL	\$500.00
HMVL	0041		INSPECT AND CLEAN STORM SEWER LINE	\$500.00
HMVL	0042		INSPECT AND CLEAN STORM SEWER LINE	\$500.00
HMVL	0058		CLEAN, INSPECT, EROSION REPAIR, EROSION CONTROL	\$500.00
HMVL	0064		CLEAN, INSPECT, EROSION REPAIR, EROSION CONTROL, MAINTAIN ACCESS ROAD, FENCE REPAIR	\$3,150.00
HMVL	0065		CLEAN AND INSPECT OUTLET STRUCTURE	\$500.00
HMVL	0066		INSPECT CHANNEL, CLEAN, VEGETATION CONTROL	\$500.00
HMVL	0074		INSPECT CHANNEL, CLEAN, VEGETATION CONTROL	\$500.00
HMVL	0088		CLEAN, INSPECT, EROSION REPAIR, EROSION CONTROL, MAINTAIN ACCESS ROAD	\$1,500.00
HMWA	0000		CLEAN AND INSPECT OUTLET STRUCTURE, MAINTAIN ACCESS ROAD, ENGINEERING	\$20,000.00
HMWA	0004		INSPECT CHANNEL, CLEAN, VEGETATION CONTROL	\$2,500.00
HMWA	0012		CLEAN BRIDGE	\$1,000.00
HMWA	0013		INSPECT CHANNEL, CLEAN, VEGETATION CONTROL, REPAIR LINED CHANNEL, ENGINEERING	\$25,000.00
HMWA	0068		CLEAN BRIDGE	\$1,000.00
HMWA	0069		INSPECT CHANNEL, CLEAN, VEGETATION CONTROL, REPAIR LINED CHANNEL, ENGINEERING	\$13,000.00
HMWA	0087		CLEAN RCB	\$500.00
HMWA	0103		CLEAN BRIDGE	\$2,000.00
HMWA	0104		INSPECT CHANNEL, CLEAN, VEGETATION CONTROL, REPAIR LINED CHANNEL	\$1,000.00
HMWA	0105		INSPECT CHANNEL, CLEAN, VEGETATION CONTROL, REPAIR LINED CHANNEL	\$1,000.00
HMWA	0126		CLEAN CULVERT	\$1,000.00
HMWA	0127		INSPECT CHANNEL, CLEAN, VEGETATION CONTROL, REPAIR LINED CHANNEL	\$1,000.00
HMWA	0147		CLEAN CULVERT	\$500.00
HMWA	0148		INSPECT CHANNEL, CLEAN, VEGETATION CONTROL	\$1,000.00
HMWA	0154		CLEAN RCB	\$1,000.00
HMWA	0155		INSPECT CHANNEL, CLEAN, VEGETATION CONTROL	\$1,000.00
HMWA	0156		INSPECT CHANNEL, CLEAN, VEGETATION CONTROL	\$1,000.00
HMWA	0157		INSPECT CHANNEL, CLEAN, VEGETATION CONTROL	\$500.00
HMWA	0158		INSPECT BASIN, CLEAN, VEGETATION CONTROL, REPAIR INLET/OUTLET STRUCTURES	\$1,000.00
HMWA	0159		CLEAN/FLUSH BRIDGE	\$500.00
HMWA	0160		INSPECT AND CLEAN STORM SEWER LINE	\$500.00
HMWA	0161		INSPECT CHANNEL, CLEAN, VEGETATION CONTROL, REPAIR LINED CHANNEL	\$500.00
HMWA	0162		INSPECT AND CLEAN STORM SEWER LINE	\$500.00
HMWA	0173		INSPECT BASIN, CLEAN, VEGETATION CONTROL, REPAIR INLET/OUTLET STRUCTURES	\$1,000.00
HMWA	0175		CLEAN RCB	\$2,000.00

CITY OF BOULDER CITY, NEVADA
 MAINTENANCE WORK PLAN SUMMARY
 FISCAL YEAR 2019-2020

Master Plan Facility	ID	MWP Facility Number	Facility Description	Cost
HMWA	0176		INSPECT CHANNEL, CLEAN, VEGETATION CONTROL	\$1,000.00
HMWA	0178		INSPECT AND CLEAN STORM SEWER LINE	\$1,000.00
HMWA	0182		CLEAN RCB	\$2,000.00
HMWA	0183		INSPECT CHANNEL, CLEAN, VEGETATION CONTROL, REPAIR LINED CHANNEL	\$500.00
HMWA	0184		INSPECT AND CLEAN STORM SEWER LINE	\$500.00
HMWA	0185		INSPECT AND CLEAN STORM SEWER LINE	\$1,000.00
HMWA	0200		EROSION CONTROL AND REPAIR	\$1,000.00
HMWA	0201		CLEAN STORM SEWER LINES	\$1,000.00
HMWA	0202		INSPECT LEVEES/DETENTION AND DEBRIS BASINS	\$1,000.00
HMWA	0203		CLEAN STORM SEWER LINES	\$1,000.00
			HOMELESS ENCAMPMENT CLEANUP	\$2,000.00
			BC01 - SUBTOTAL	\$238,500.00
		BC02		
GBAP	0000		INSPECT CHANNEL, CLEAN, VEGETATION CONTROL, MAINTAIN EROSION CONTROL	\$2,000.00
GBAP	0001		INSPECT CHANNEL, CLEAN, VEGETATION CONTROL, MAINTAIN EROSION CONTROL	\$1,000.00
GBAP	0002		INSPECT CHANNEL, CLEAN, VEGETATION CONTROL	\$1,000.00
GBAP	0047		CLEAN/FLUSH CULVERT	\$750.00
GBAP	0048		INSPECT CHANNEL, CLEAN, VEGETATION CONTROL	\$1,500.00
GBAP	0049		INSPECT CHANNEL, CLEAN, VEGETATION CONTROL	\$1,000.00
GBAP	0087		INSPECT AND CLEAN STORM SEWER LINE	\$500.00
GBAP	0114		INSPECT AND CLEAN STORM SEWER LINE	\$500.00
GBBC	0001		INSPECT AND CLEAN STORM SEWER LINE, EROSION REPAIR	\$1,000.00
GBBC	0005		INSPECT CHANNEL, CLEAN, VEGETATION CONTROL	\$1,000.00
GBBC	0015		CLEAN/FLUSH CULVERT	\$4,500.00
GBBC	0030		CLEAN/FLUSH BRIDGE	\$750.00
GBBC	0031		INSPECT CHANNEL, CLEAN, VEGETATION CONTROL	\$1,350.00
GBBC	0047		CLEAN/FLUSH BRIDGE	\$750.00
GBBC	0048		INSPECT CHANNEL, CLEAN, VEGETATION CONTROL	\$1,500.00
GBBC	0062		CLEAN/FLUSH CULVERT	\$750.00
GBBC	0063		INSPECT CHANNEL, CLEAN, VEGETATION CONTROL, REPAIR LINED CHANNEL, ENGINEERING	\$2,000.00
GBBC	0109		INSPECT CHANNEL, CLEAN, VEGETATION CONTROL, REPAIR LINED CHANNEL, ENGINEERING	\$5,500.00
GBBC	0110		CLEAN/FLUSH CULVERT	\$500.00
GBBC	0146		CLEAN/FLUSH CULVERT	\$750.00
GBBC	0149		CLEAN/FLUSH CULVERT	\$500.00
GBBC	0150		INSPECT CHANNEL, CLEAN, VEGETATION CONTROL	\$1,500.00
GBBC	0152		INSPECT CHANNEL, CLEAN, VEGETATION CONTROL	\$2,000.00
GBBC	0153		INSPECT AND CLEAN STORM SEWER LINE	\$1,000.00
GBBC	0155		INSPECT AND CLEAN STORM SEWER LINE	\$1,000.00
GBBC	0157		INSPECT CHANNEL, CLEAN, VEGETATION CONTROL, REPAIR LINED CHANNEL, ENGINEERING	\$2,500.00
GBBC	0172		INSPECT CHANNEL, CLEAN, VEGETATION CONTROL	\$1,000.00
GBCM	0000		INSPECT AND CLEAN STORM SEWER LINE	\$500.00
GBCM	0001		INSPECT AND CLEAN STORM SEWER LINE	\$500.00
GBCM	0004		INSPECT AND CLEAN STORM SEWER LINE	\$500.00
GBCM	0011		INSPECT AND CLEAN STORM SEWER LINE	\$500.00
GBGR	0002		CLEAN AND INSPECT, VEGETATION CONTROL, INSPECT OUTLETS, DUST CONTROL, DEBRIS REMOVAL, RESHAPE CHANNEL, MAINTAIN ACCESS ROAD, ENGINEERING	\$25,000.00
GBGR	0036		CLEAN AND INSPECT INLET/OUTLET STRUCTURES , MAINTAIN EROSION CONTROL	\$1,500.00

CITY OF BOULDER CITY, NEVADA
 MAINTENANCE WORK PLAN SUMMARY
 FISCAL YEAR 2019-2020

Master Plan Facility	ID	MWP Facility Number	Facility Description	Cost
GBGR	0040		INSPECT CHANNEL, CLEAN, VEGETATION CONTROL, REPAIR LINED CHANNEL, FENCE REPAIR, ENGINEERING	\$10,000.00
GBGR	0100		INSPECT CHANNEL, CLEAN, VEGETATION CONTROL, REPAIR LINED CHANNEL, ENGINEERING	\$1,500.00
GBGR	0111		CLEAN/FLUSH CULVERT, REPAIR INLET/OUTLET STRUCTURE, ENGINEERING	\$2,000.00
GBGR	0112		INSPECT CHANNEL, CLEAN, VEGETATION CONTROL, REPAIR LINED CHANNEL, ENGINEERING	\$3,500.00
GBGR	0126		INSPECT CHANNEL, CLEAN, VEGETATION CONTROL, REPAIR LINED CHANNEL, ENGINEERING	\$1,000.00
GBGR	0130		CLEAN/FLUSH BRIDGE	\$750.00
GBGR	0131		INSPECT CHANNEL, CLEAN, VEGETATION CONTROL, REPAIR LINED CHANNEL, FENCE REPAIR, ENGINEERING	\$3,500.00
GBGR	0188		INSPECT AND CLEAN STORM SEWER LINE	\$500.00
GBGR	0203		INSPECT AND CLEAN STORM SEWER LINE	\$500.00
GBGR	0215		INSPECT AND CLEAN STORM SEWER LINE	\$1,000.00
GBGR	0217		INSPECT AND CLEAN STORM SEWER LINE	\$1,000.00
			HOMELESS ENCAMPMENT CLEANUP	\$3,500.00
			BC02 - SUBTOTAL	\$95,350.00
		BC03		
NRBL	0000		INSPECT AND CLEAN STORM SEWER LINE	\$500.00
NRBL	0091		CLEAN AND INSPECT DETENTION BASIN, MAINTAIN ACCESS ROAD, DUST CONTROL, EROSION CONTROL	\$5,000.00
NRBL	0092		CLEAN AND INSPECT OUTLET STRUCTURE, MAINTAIN EROSION CONTROL	\$500.00
NRBL	0093		INSPECT AND CLEAN STORM SEWER LINE	\$500.00
NRBL	0094		INSPECT BERM, EROSION REPAIR	\$500.00
NRBL	0095		CLEAN CULVERT	\$500.00
NRBL	0096		INSPECT AND CLEAN STORM SEWER LINE	\$500.00
NRIN	0003		CLEAN AND INSPECT OUTLET STRUCTURE, MAINTAIN EROSION CONTROL	\$1,000.00
NRIN	0004		INSPECT AND CLEAN STORM SEWER LINE	\$500.00
NRIN	0010		INSPECT LEVEES/DETENTION AND DEBRIS BASINS	\$1,000.00
NRIN	0013		INSPECT CHANNEL, CLEAN, VEGETATION CONTROL	\$2,500.00
NRIN	0017		INSPECT AND CLEAN STORM SEWER LINE	\$250.00
NRIN	0025		INSPECT CHANNEL, CLEAN AND RESHAPE CHANNEL	\$500.00
NRIN	0031		INSPECT CHANNEL, CLEAN, VEGETATION CONTROL	\$1,000.00
NRIN	0032		CLEAN CULVERT	\$250.00
NRIN	0038		CLEAN CULVERT	\$100.00
NRIN	0040		INSPECT CHANNEL, CLEAN, VEGETATION CONTROL	\$200.00
NRIN	0044		INSPECT CHANNEL, CLEAN AND RESHAPE CHANNEL	\$250.00
NRIN	0052		INSPECT AND CLEAN STORM SEWER LINE	\$200.00
NRIN	0053		INSPECT CHANNEL, CLEAN, VEGETATION CONTROL	\$2,500.00
NRIN	0054		INSPECT AND CLEAN STORM SEWER LINE	\$500.00
NRIN	0055		INSPECT AND CLEAN STORM SEWER LINE	\$200.00
NRIN	0056		INSPECT AND CLEAN STORM SEWER LINE	\$250.00
NRIN	0057		INSPECT AND CLEAN STORM SEWER LINE	\$500.00
NRIN	0062		INSPECT AND CLEAN STORM SEWER LINE	\$500.00
NRIN	0063		CLEAN CULVERT	\$250.00
NRIN	0064		INSPECT AND CLEAN STORM SEWER LINE	\$250.00
NRIN	0065		CLEAN CULVERT	\$250.00
NRIN	0066		CLEAN AND INSPECT DETENTION BASIN, MAINTAIN ACCESS ROAD, DUST CONTROL, EROSION CONTROL	\$1,500.00
NRIN	0067		INSPECT CHANNEL, CLEAN, VEGETATION CONTROL	\$200.00
NRIN	0068		INSPECT AND CLEAN STORM SEWER LINE	\$200.00
NRIN	0069		INSPECT AND CLEAN STORM SEWER LINE	\$200.00

CITY OF BOULDER CITY, NEVADA				
MAINTENANCE WORK PLAN SUMMARY				
FISCAL YEAR 2019-2020				
Master Plan Facility	ID	MWP Facility Number	Facility Description	Cost
NRIN	0070		CLEAN CULVERT	\$200.00
NRIN	0071		INSPECT AND CLEAN STORM SEWER LINE	\$250.00
NRIN	0074		INSPECT AND CLEAN STORM SEWER LINE	\$250.00
NRIN	0075		INSPECT AND CLEAN STORM SEWER LINE	\$250.00
NRIN	0080		INSPECT AND CLEAN STORM SEWER LINE	\$250.00
NRIN	0087		INSPECT BERM, EROSION REPAIR	\$200.00
NRIN	0107		INSPECT AND CLEAN STORM SEWER LINE	\$200.00
NRRR	0000		INSPECT CHANNEL, CLEAN, VEGETATION CONTROL	\$2,000.00
NRRR	0049		CLEAN CULVERT	\$1,000.00
NRRR	0050		INSPECT CHANNEL, CLEAN, VEGETATION CONTROL	\$200.00
NRRR	0070		INSPECT CHANNEL, CLEAN, VEGETATION CONTROL	\$200.00
NRRR	0089		INSPECT CHANNEL, CLEAN, VEGETATION CONTROL	\$500.00
NRRR	0105		CLEAN CULVERT	\$600.00
			HOMELESS ENCAMPMENT CLEANUP	\$2,000.00
			BC03 - SUBTOTAL	\$31,150.00
		BC04		
WAAD	0000		INSPECT, CLEAN, REPAIR CHANNEL, VEGETATION CONTROL, INLET/OUTLET STRUCTURES	\$3,660.00
WAAD	0043		CLEAN CULVERT	\$1,800.00
WAAD	0046		INSPECT AND CLEAN CHANNEL	\$2,000.00
WAAD	0063		CLEAN CULVERT	\$2,000.00
WAAD	0064		INSPECT AND CLEAN STORM SEWER LINE	\$1,000.00
WAAD	0085		CLEAN CULVERT	\$2,000.00
WAAD	0086		INSPECT AND CLEAN STORM SEWER LINE	\$385.00
WAAD	0094		INSPECT AND CLEAN STORM SEWER LINE	\$385.00
WAAP	0111		INSPECT, CLEAN, VEGETATION CONTROL, CHANNEL REPAIR, FENCE REPAIR	\$10,500.00
WAAP	0171		INSPECT CHANNEL, CLEAN AND RESHAPE CHANNEL MAINTAIN EROSION CONTROL	\$2,000.00
WADD	0167		INSPECT AND CLEAN STORM SEWER LINE	\$770.00
WAGN	0000		INSPECT, CLEAN, VEGETATION CONTROL	\$3,000.00
WAGN	0020		CLEAN CULVERT	\$2,000.00
WAGR	0000		INSPECT, CLEAN CHANNEL, VEGETATION CONTROL	\$3,000.00
WAGR	0034		INSPECT AND CLEAN STORM SEWER LINE	\$500.00
			BC04 - SUBTOTAL	\$35,000.00
			TOTAL	\$400,000.00

Jim Keane, P.E., City Engineer
Project Manager

March 19, 2019
Date

REGIONAL FLOOD CONTROL DISTRICT
 MAINTENANCE WORK PROGRAM
 ANNUAL BUDGET - FY 2019-2020

MWP Facility #: BC01 Entity: City of Boulder City
 Facility Name: Hemenway Watershed Date Prepared: April 11, 2019

MP Facility ID: HMFL - 0000, HMKY - 0000, 0019, HMLM - 0000, 0001, 0002, 0003, 0025, 0027, 0040, 0044, 0064, 0065, 0066, 0077, 0081, 0082, 0085, 0096, HMLV - 0000, 0001, 0003, 0004, 0006, 0018, 0031, 0033, 0055, 0060, 0065, HMNH - 0000, 0001, HMPC - 0000, 0011, 0018, 0025, 0026, HMRB - 0000, HMTH - 0000, 0025, 0026, 0027, 0033, 0034, 0040, 0041, 0054, 0064, 0076, HMVL - 0000, 0001, 0002, 0003, 0004, 0015, 0022, 0027, 0028, 0030, 0041, 0042, 0058, 0064, 0065, 0066, 0074, 0088, HMWA - 0000, 0004, 0012, 0013, 0068, 0069, 0087, 0103, 0104, 0105, 0126, 0127, 0147, 0148, 0154, 0155, 0156, 0157, 0158, 0159, 0160, 0161, 0162, 0173, 0175, 0176, 0178, 0182, 0183, 0184, 0185, 0200, 0201, 0202, 0203

Force Account/Contract	Activity	Requested Work Plan Amount (\$)	Amended Work Plan Amount (\$)	Percent Complete	Scheduled Completion Date
	3 Facility Assessment and Inventory	\$500.00			June-20
	5 Inspect Channels	500.00			June-20
	6 Inspect Levees/Detention and Debris Basins	500.00			June-20
	8 Species Survey and Removal	0.00			June-20
	10 Clean and Reshape Channels/Levees	5,000.00			June-20
	15 Repair Lined Channel	2,000.00			June-20
	20 Erosion Control and Repair	1,300.00			June-20
	21 Provide/Maintain Dust Control	500.00			June-20
	25 Clean Detention Debris Basins	30,000.00			June-20
	35 Fence Repair	1,000.00			June-20
	40 Vegetation Control - Chemical	3,000.00			June-20
	45 Vegetation Control - Mechanical	69,000.00			June-20
	50 Maintain Access Road	2,000.00			June-20
	55 Clean & Inspect Inlet/Outlet Structures	2,500.00			June-20
	60 Repair Inlet/Outlet Structures	1,200.00			June-20
	65 Clean Storm Sewer Lines	500.00			June-20
	70 Storm Sewer Repair	0.00			June-20
	75 Clean/Flush Culverts & Bridges	5,000.00			June-20
	80 Miscellaneous Work Activities	75,000.00			June-20
	85 Engineering	37,000.00			June-20
	90 Homeless Encampment Cleanup	2,000.00			June-20
	TOTALS	\$238,500.00	\$0.00		June-20

Delays or problem areas:

Work completed during prior fiscal year: Inspection, erosion repair and reshaping of unlined channels, vegetation control, cleaning of concrete channels and outlet structures. Pacifica energy dissipator cleaning. Hemenway channel concrete panel replacement. Paid State Dam Safety Storage fees. Inspected basins with State Dam Safety. Worked on maintenance items identified by State Dam Safety. Completed construction of Hemenway Watershed Phase IIA improvements.

Work to be completed during current fiscal year: Perform bridge inspections and address any items identified. Clean and repair fences and signs, erosion control, reshaping of unlined channels, replace broken concrete sections in channels. Weed control and removal. Cleaning of channels and outlet structures. Pay State Dam Safety Storage fees. Begin Hemenway Channel maintenance access road construction, Phase IIB.

Consultant/ Contractor: _____
 Project Manager: Jim Keane, P.E., City Engineer Phone Number: (702)293-9200

REGIONAL FLOOD CONTROL DISTRICT
 MAINTENANCE WORK PROGRAM
 ANNUAL BUDGET - FY 2019-2020

MWP Facility #: **BC02**

Entity: City of Boulder City

Facility Name: Georgia/Buchanan Watershed

Date Prepared: April 11, 2019

MP Facility ID: **GBAP** - 0000, 0001, 0002, 0047, 0048, 0049, 0087, 0114, **GBBC** - 0001, 0005, 0015, 0030, 0031, 0047, 0048, 0062, 0063, 0109, 0110, 0146, 0149, 0150, 0152, 0153, 0155, 0157, 0172, **GBCM** - 0000, 0001, 0004, 0011, **GBGR** - 0002, 0036, 0040, 0100, 0111, 0112, 0126, 0130, 0131, 0188, 0203, 0215, 0217

Force Account/Contract	Activity	Requested Work Plan Amount (\$)	Amended Work Plan Amount (\$)	Percent Complete	Scheduled Completion Date
	3 Facility Assessment and Inventory	\$500.00			June-20
	5 Inspect Channels	500.00			June-20
	6 Inspect Levees/Detention and Debris Basins	0.00			June-20
	8 Species Survey and Removal	0.00			June-20
	10 Clean and Reshape Channels/Levees	25,000.00			June-20
	15 Repair Lined Channel	27,500.00			June-20
	20 Erosion Control and Repair	9,000.00			June-20
	21 Provide/Maintain Dust Control	500.00			June-20
	25 Clean Detention Debris Basins	0.00			June-20
	35 Fence Repair	1,000.00			June-20
	40 Vegetation Control - Chemical	500.00			June-20
	45 Vegetation Control - Mechanical	10,000.00			June-20
	50 Maintain Access Road	850.00			June-20
	55 Clean & Inspect Inlet/Outlet Structures	2,000.00			June-20
	60 Repair Inlet/Outlet Structures	1,000.00			June-20
	65 Clean Storm Sewer Lines	1,000.00			June-20
	70 Storm Sewer Repair	1,000.00			June-20
	75 Clean/Flush Culverts & Bridges	2,000.00			June-20
	80 Miscellaneous Work Activities	10,000.00			June-20
	85 Engineering	1,000.00			June-20
	90 Homeless Encampment Cleanup	2,000.00			June-20
	TOTALS	\$95,350.00	\$0.00		June-20

Delays or problem areas:

Work completed during prior fiscal year: Cleaned and inspected channels and culverts. Erosion repair and channel reshaping at the outlet of the Georgia Channel. Concrete panel replacements in GBBC 0157 and 0172.

Work to be completed during current fiscal year: Clean and inspect channels and culverts. Reshape channel, replace broken concrete panels in channels, inspect and clean structures and repair as necessary. Inspect fences and signs and replace as necessary. Repair and maintain access road that is adjacent to the Georgia Channel. Seal fill and seal cracks identified in last bridge inspection.

Consultant/
Contractor:

Project

Manager: Jim Keane, P.E., City Engineer

Phone Number: (702)293-9200

REGIONAL FLOOD CONTROL DISTRICT
 MAINTENANCE WORK PROGRAM
 ANNUAL BUDGET - FY 2019-2020

MWP Facility #: **BC03**
 Facility Name: **North Railroad Watershed**
 MP Facility ID: **NRBL - 0000, 0091, 0092, 0093, 0094, 0095, 0096, NRIN - 0003, 0004, 0010, 0013, 0017, 0025, 0031, 0032, 0038, 0040, 0044, 0052, 0053, 0054, 0055, 0056, 0057, 0062, 0063, 0064, 0065, 0066, 0067, 0068, 0069, 0070, 0071, 0074, 0075, 0080, 0087, 0107, NRRR 0000, 0049, 0050, 0070, 0089, 0105**

Entity: **City of Boulder City**
 Date Prepared: **April 11, 2019**

Force Account/Contract	Activity	Requested Work Plan Amount (\$)	Amended Work Plan Amount (\$)	Percent Complete	Scheduled Completion Date
	3 Facility Assessment and Inventory	\$450.00			June-20
	5 Inspect Channels	500.00			June-20
	6 Inspect Levees/Detention and Debris Basins	1,000.00			June-20
	8 Species Survey and Removal	0.00			June-20
	10 Clean and Reshape Channels/Levees	3,000.00			June-20
	15 Repair Lined Channel	100.00			June-20
	20 Erosion Control and Repair	5,000.00			June-20
	21 Provide/Maintain Dust Control	100.00			June-20
	25 Clean Detention Debris Basins	5,000.00			June-20
	35 Fence Repair	5,000.00			June-20
	40 Vegetation Control - Chemical	1,000.00			June-20
	45 Vegetation Control - Mechanical	1,000.00			June-20
	50 Maintain Access Road	1,000.00			June-20
	55 Clean & Inspect Inlet/Outlet Structures	1,000.00			June-20
	60 Repair Inlet/Outlet Structures	500.00			June-20
	65 Clean Storm Sewer Lines	1,000.00			June-20
	70 Storm Sewer Repair	0.00			June-20
	75 Clean/Flush Culverts & Bridges	1,000.00			June-20
	80 Miscellaneous Work Activities	2,000.00			June-20
	85 Engineering	500.00			June-20
	90 Homeless Encampment Cleanup	2,000.00			June-20
	TOTALS	\$31,150.00	\$0.00		June-20

Delays or problem areas:

Work completed during prior fiscal year: Cleaning and inspection of existing facilities. Erosion repairs and placing fill material in deep end of the Bootleg Canyon Detention Basin. Fence inspection and repairs. Completed construction of North Railroad Conveyance Phase 2 improvements. Paid State Dam Safety Storage fees.

Work to be completed during current fiscal year: Clean and inspect facilities, repair and regrade eroded areas, clean outlet structures, repair fences as needed. Clean confluence structure at Veterans Memorial Drive. Pay State Dam Safety Storage fees.

Consultant/
 Contractor: _____
 Project
 Manager: Jim Keane, P.E., City Engineer Phone Number: (702)293-9200

REGIONAL FLOOD CONTROL DISTRICT
 MAINTENANCE WORK PROGRAM
 ANNUAL BUDGET - FY 2019-2020

MWP Facility #: **BC04**

Entity: **City of Boulder City**

Facility Name: **West Airport Watershed**

Date Prepared: **April 11, 2019**

MP Facility ID: **WAAD - 0000, 0043, 0046, 0063, 0064, 0085, 0086, 0094, WAAP - 0111, 0171, WADD - 0167, WAGN - 0000, 0020, WAGR - 0000, 0034**

Force Account/Contract	Activity	Requested Work Plan Amount (\$)	Amended Work Plan Amount (\$)	Percent Complete	Scheduled Completion Date
	3 Facility Assessment and Inventory	\$500.00			June-20
	5 Inspect Channels	500.00			June-20
	6 Inspect Levees/Detention and Debris Basins	0.00			June-20
	8 Species Survey and Removal	0.00			June-20
	10 Clean and Reshape Channels/Levees	500.00			June-20
	15 Repair Lined Channel	20,000.00			June-20
	20 Erosion Control and Repair	2,000.00			June-20
	21 Provide/Maintain Dust Control	500.00			June-20
	25 Clean Detention Debris Basins	500.00			June-20
	35 Fence Repair	500.00			June-20
	40 Vegetation Control - Chemical	2,000.00			June-20
	45 Vegetation Control - Mechanical	3,000.00			June-20
	50 Maintain Access Road	500.00			June-20
	55 Clean & Inspect Inlet/Outlet Structures	500.00			June-20
	60 Repair Inlet/Outlet Structures	500.00			June-20
	65 Clean Storm Sewer Lines	0.00			June-20
	70 Storm Sewer Repair	0.00			June-20
	75 Clean/Flush Culverts & Bridges	500.00			June-20
	80 Miscellaneous Work Activities	500.00			June-20
	85 Engineering	500.00			June-20
	90 Homeless Encampment Cleanup	2,000.00			June-20
	TOTALS	\$35,000.00	\$0.00		June-20

Delays or problem areas:

Work completed during prior fiscal year: Inspection, erosion repair and reshaping of unlined channels, vegetation control, cleaning of concrete channels and outlet structures. Energy dissipator cleaning. Maintain the grass lined channel.

Work to be completed during current fiscal year: Clean and repair fences and signs, erosion control, reshaping of unlined channels, replace broken concrete sections in channels as needed. Weed control and removal. Cleaning of channels, outlet structures and energy dissipator.

Consultant/

Contractor:

Project

Manager:

Jim Keane, P.E., City Engineer

Phone Number: (702) 293-9200

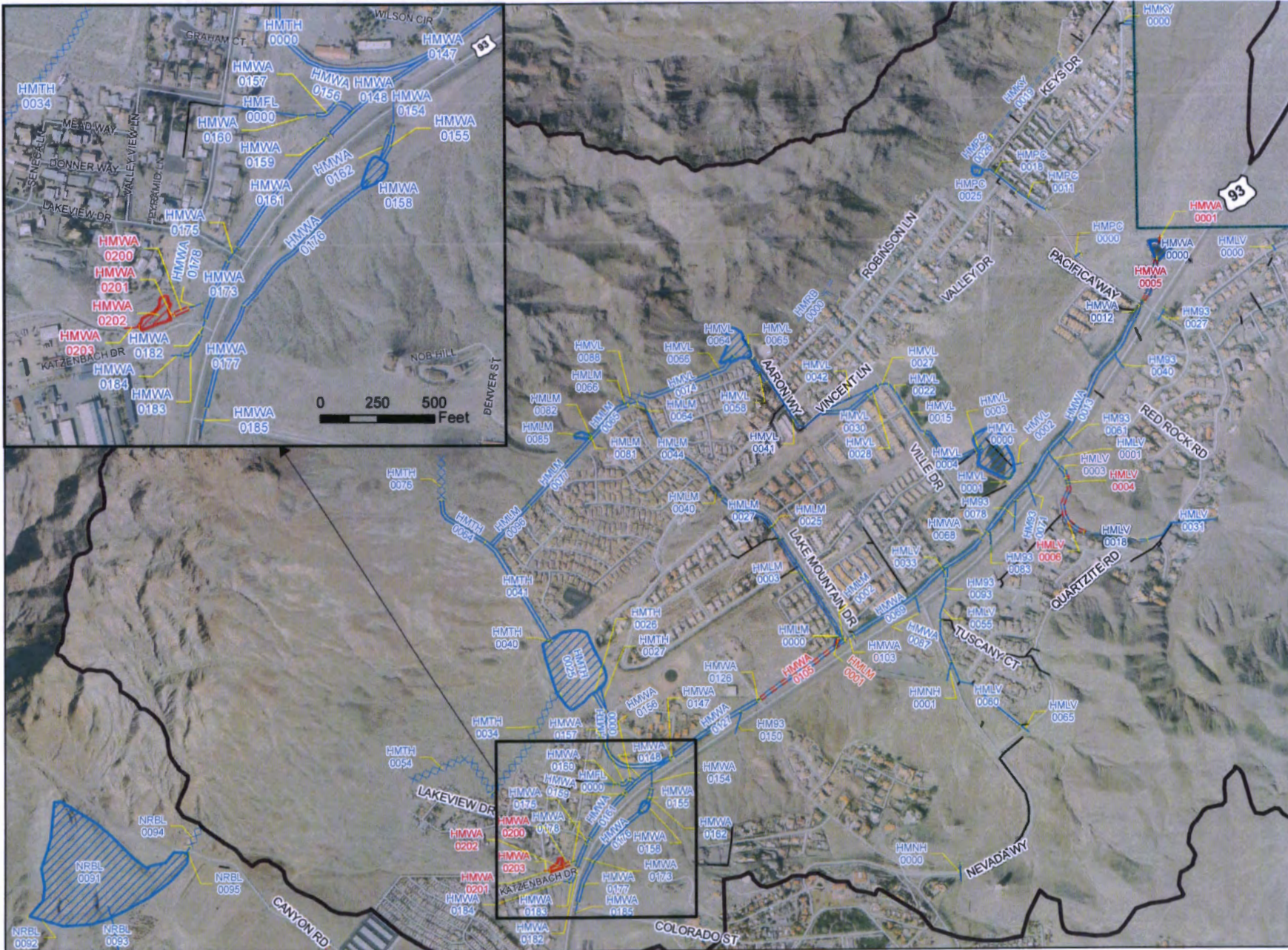
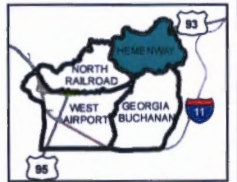


FIGURE 5-2. REGIONAL FLOOD CONTROL FACILITIES HEMENWAY WATERSHED

Legend

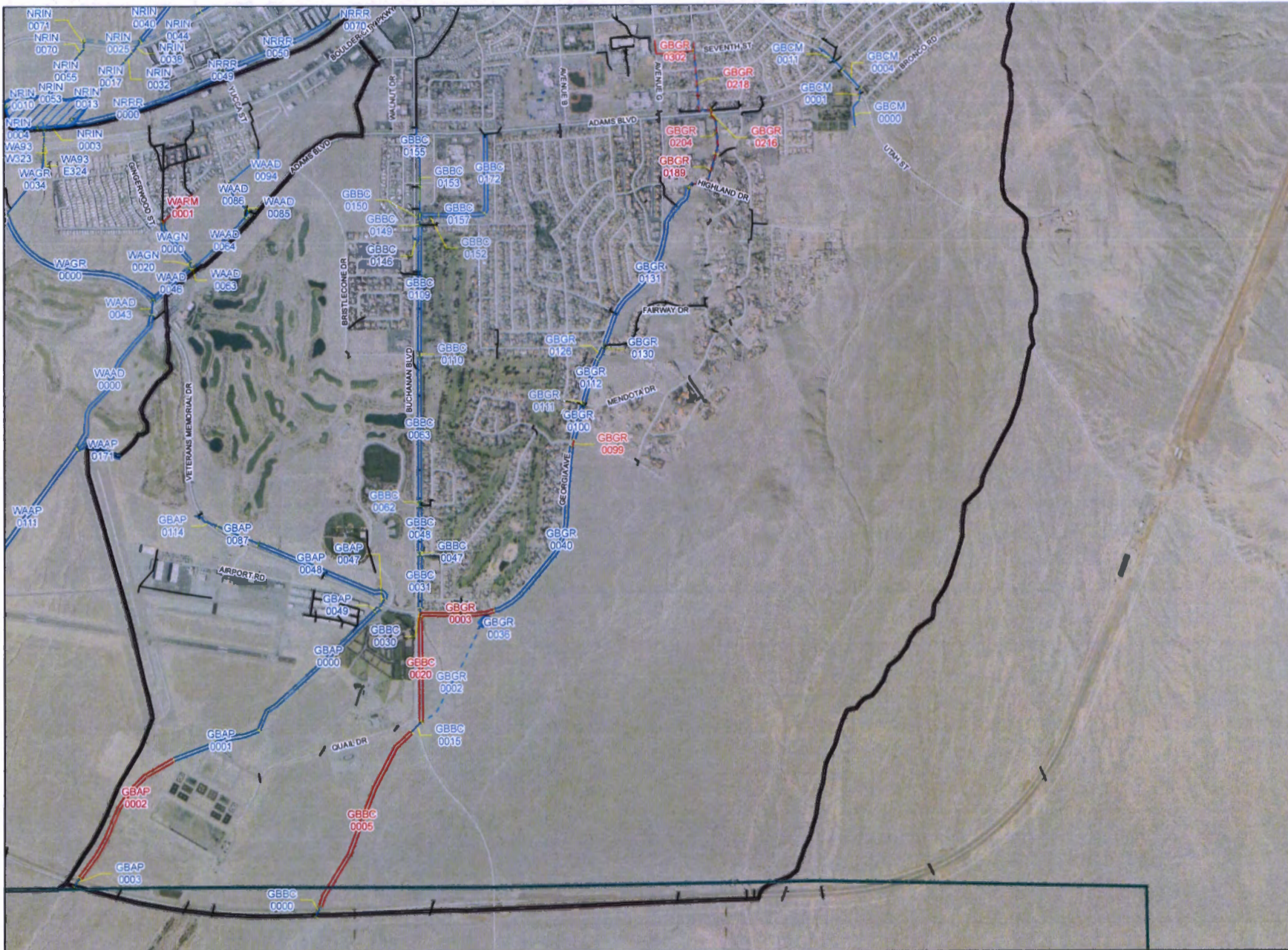
- Boulder City Limits
- Watersheds
- Existing Facilities
- Proposed Facilities
- Local Facilities
- Detention Basin
- ID-Mile Separator
- Stormdrain
- Lined Channel
- Unlined Channel
- Dike
- Lined Channel - Replace
- Dike - Replace



Aerial Imagery Source: Clark County 2017



X:\Projects\1600581538-BoulderCityMP\UC\GIS\MXDs\Report\HemenwayFacility.mxd



BOULDER CITY FLOOD CONTROL MASTER PLAN UPDATE

FIGURE 6-2. REGIONAL FLOOD CONTROL FACILITIES GEORGIA BUCHANAN WATERSHED

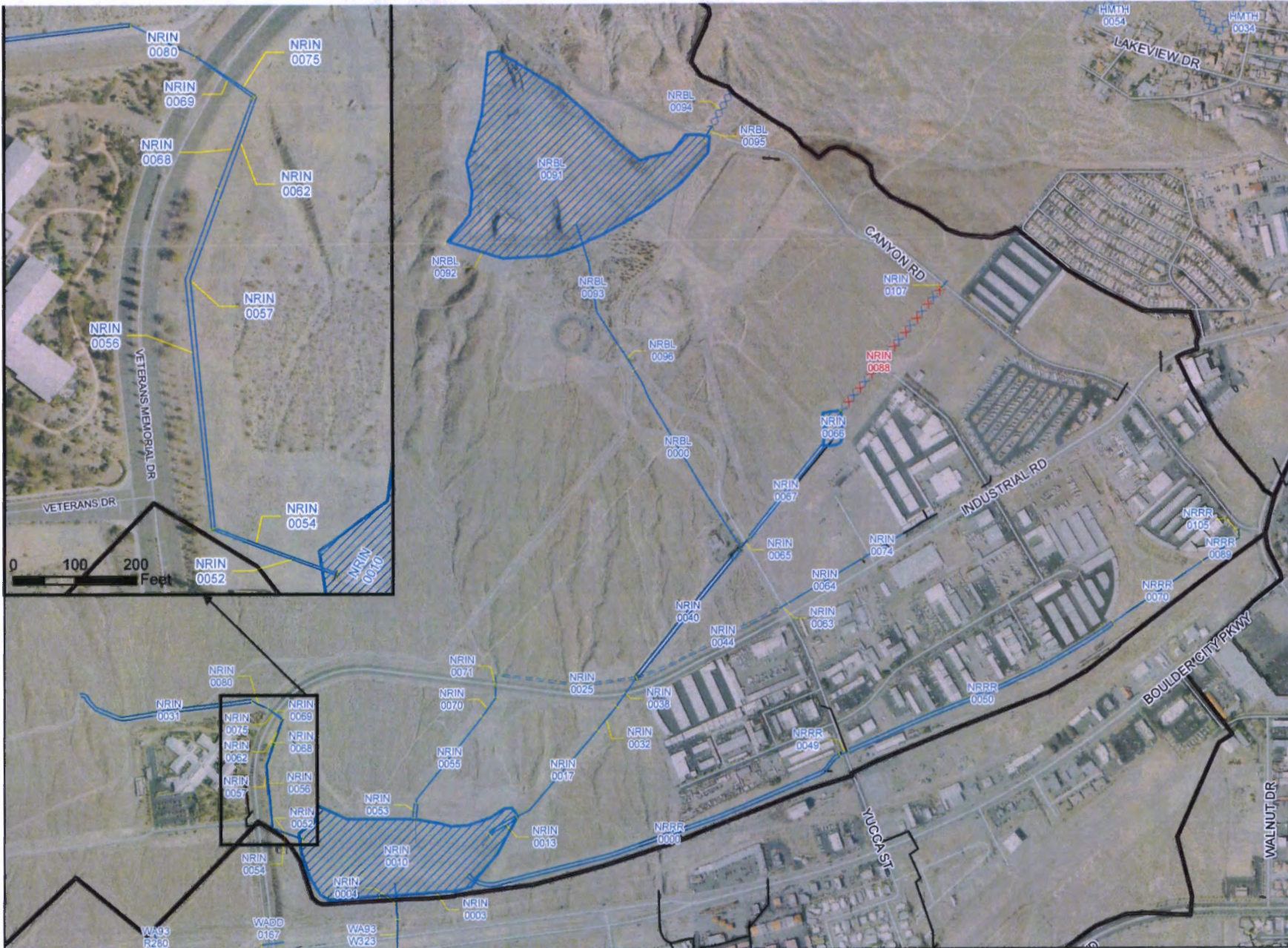
Legend

- Boulder City Limits
- Watersheds
- Existing Facilities
- Proposed Facilities
- Local Facilities
- Detention Basin
- ID-Mile Separator
- Stormdrain
- Lined Channel
- Unlined Channel
- Natural Wash / Floodway
- Stormdrain - Replace



Aerial Imagery Source: Clark County 2017

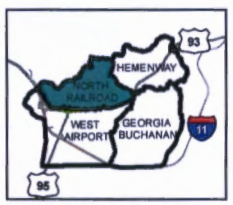




BOULDER CITY FLOOD CONTROL MASTER PLAN UPDATE

FIGURE 7-2. REGIONAL FLOOD CONTROL FACILITIES NORTH RAILROAD WATERSHED

- Legend**
- Boulder City Limits
 - Watersheds
 - Existing Facilities
 - Proposed Facilities
 - Local Facilities
 - Detention Basin
 - ID-Mile Separator
 - Stormdrain
 - Lined Channel
 - Unlined Channel
 - Dike
 - Dike - Replace

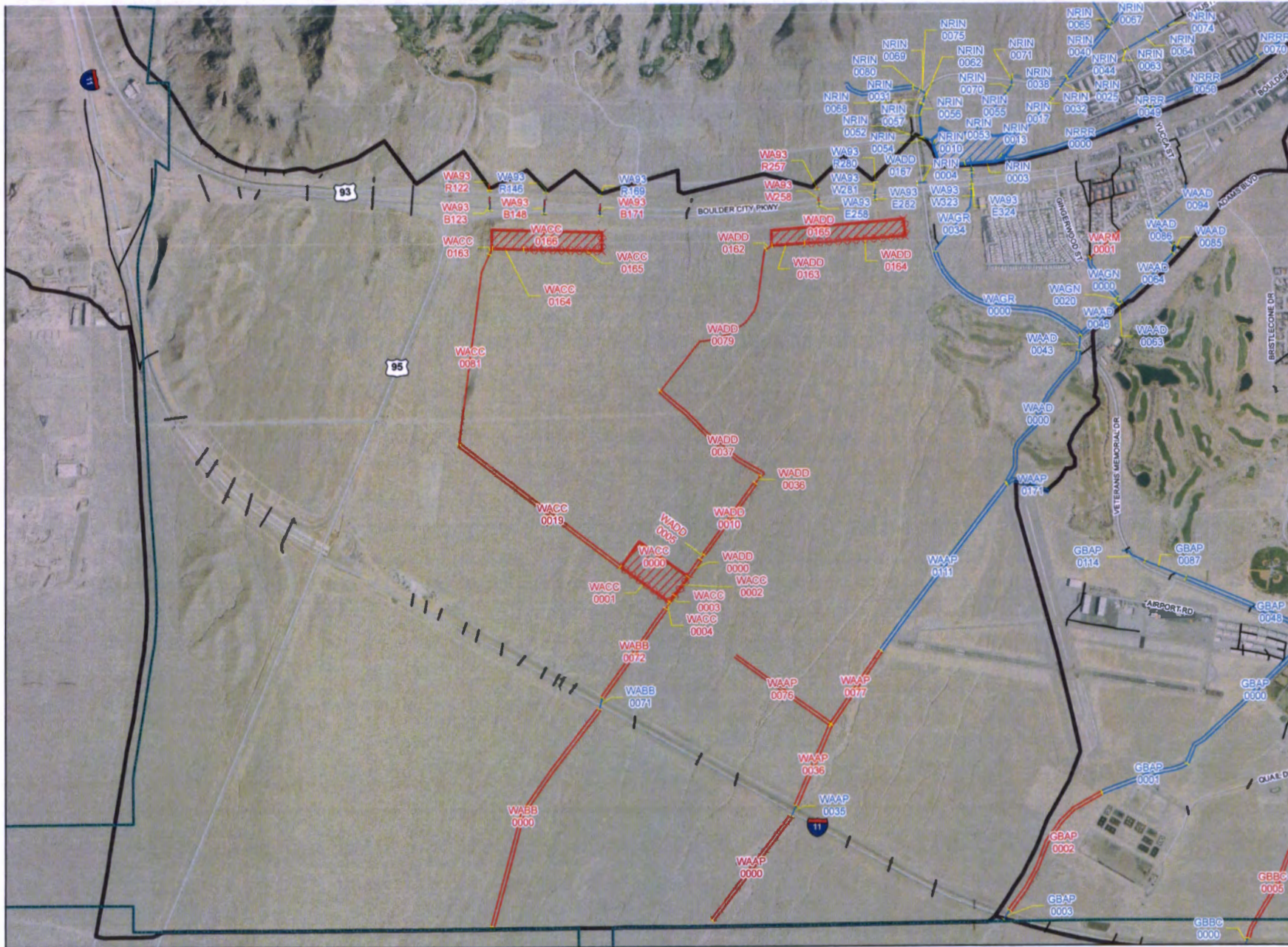


Aerial Imagery Source: Clark County 2017
















Prepared By: Atkins\GONS7967 Date: 11/30/2016

X:\Projects\1100058\539 - BoulderCity\MPU\GIS\MXDs\Report\North\atkins.mxd



BOULDER CITY FLOOD CONTROL MASTER PLAN UPDATE

FIGURE 8-2. REGIONAL FLOOD CONTROL FACILITIES WEST AIRPORT WATERSHED

- Legend**
-  Boulder City Limits
 -  Watersheds
 -  Existing Facilities
 -  Proposed Facilities
 -  Local Facilities
 -  Detention Basin
 -  ID-Mile Separator
 -  Stormdrain
 -  Lined Channel
 -  Unlined Channel
 -  Natural Wash / Floodway
 -  Dikes
 -  Stormdrain - Replace



X:\Projects\100058538-BoulderCityMP\UGIS\MXD\Reports\WestP\@city.mxd

**CLARK COUNTY
REGIONAL FLOOD CONTROL DISTRICT
MAINTENANCE WORK PLAN SUMMARY
AGENDA ITEM**

SUBJECT:

Flood Control Facility Maintenance

PETITIONER:

DENIS CEDERBURG, DIRECTOR OF PUBLIC WORKS

RECOMMENDATION OF PETITIONER:

That the Regional Flood Control District Board approve and authorize the Chairman to sign the Interlocal Contract for the maintenance of Flood Control Facilities in the unincorporated areas of Clark County for the 2019-2020 Annual Maintenance Program.


FISCAL IMPACT:

\$ 7,171,700.00 Funded by the Regional Flood Control District

BACKGROUND:

The Clark County Regional Flood Control District has programmed funds for the maintenance of flood control facilities which are shown on the Master Plan. Clark County Public Works is proposing this Interlocal Contract to provide funds to maintain those facilities shown on the Master Plan and located in the unincorporated areas of Clark County. The maintenance program is identified in Exhibit "A" of the Interlocal Contract.

Respectfully submitted,


DENIS CEDERBURG
Director of Public Works
DC:DA:ab/Attachment

TAC AGENDA ITEM # 09 Date: 05/30/19	RFCD AGENDA ITEM # Date: 06/13/19
CAC AGENDA ITEM # 09 Date: 06/03/19	

**INTERLOCAL CONTRACT
ANNUAL MAINTENANCE WORK PROGRAM**

THIS CONTRACT, made and entered into this ____ day of _____, 20____, by and between the CLARK COUNTY, a political subdivision of the State of Nevada, hereinafter referred to as COUNTY, and the CLARK COUNTY REGIONAL FLOOD CONTROL DISTRICT, hereinafter referred to as "DISTRICT".

WITNESSETH:

WHEREAS, pursuant to Chapter 543 of the Nevada Revised Statutes, the DISTRICT may approve and fund projects to maintain flood control improvements; and

WHEREAS, pursuant to NRS 277.180 any one or more public agencies may contract with one or more other public agencies to perform any governmental service, activity or undertaking which any of the public agencies is authorized by law to perform; and

WHEREAS, the COUNTY desires to maintain flood control improvements within the COUNTY in accordance with the maintenance program set forth herein, and hereinafter referred to as "Project"; and

WHEREAS, the facilities upon which maintenance will be performed are facilities described in the DISTRICT'S Master Plan.

NOW, THEREFORE, in consideration of the covenants, conditions, agreements, and promises of the parties hereto, the DISTRICT authorizes the Project as it is mutually understood and agreed as follows:

SECTION I - SCOPE OF PROJECT

This Interlocal Contract applies to the maintenance of flood control facilities, which are identified in the DISTRICT'S Master Plan facilities including updates and amendments subsequently approved. The basic maintenance of the facilities will be in accordance with performance standards set forth in the current DISTRICT *Operations and Maintenance Manual*.

The Project is more specifically described in Exhibit "A" which is attached hereto and by this reference incorporated herein.

SECTION II - PROJECT COSTS

The DISTRICT agrees to make payment for Project costs within the limits specified below:

1. The Project costs shall not exceed \$7,171,700.00.

The amounts allocated to each individual facility within the Project must be specified in Exhibit "A". Any changes to said allocated amounts must be approved by the DISTRICT'S Chief Engineer in accordance with Section 4.24 of the DISTRICT *Operations and Maintenance Manual*.

A written request must be made to the DISTRICT and a Supplemental Interlocal Contract approved to increase the amount noted above prior to payment of any additional funds.

2. The COUNTY and DISTRICT will comply with Section 4.12 of the *Operations and Maintenance Manual*. In accordance with said manual the COUNTY shall submit invoices together with a detailed summary report of the maintenance service performed. The COUNTY shall submit an invoice voucher in the manner prescribed by the DISTRICT. The vouchers shall include such information as is necessary for the DISTRICT to determine the nature of all expenditures. Each voucher will clearly indicate that it is for services rendered in performance under this contract. Each voucher will also be accompanied by a written certification from the COUNTY stating that it is for performance of maintenance activities under this contract and is composed of completed elements set forth in the annual work program.

All invoices must be submitted for payment to:

Clark County Regional Flood Control District
Accounts Payable
600 S. Grand Central Parkway, Suite 300
Las Vegas, Nevada 89106-4511

Payment shall be considered timely if made by the DISTRICT within 30 days of receipt of the invoice. Pursuant to Section IV, Paragraph 8, the DISTRICT may, in its sole discretion, withhold payments to the COUNTY for services rendered if the COUNTY fails to satisfactorily comply with any term or condition of this contract and/or the DISTRICT *Operations and Maintenance Manual*.

SECTION III - PROJECT TIME

The COUNTY agrees to perform the Project to the satisfaction of the DISTRICT between July 1, 2019 and June 30, 2020. The DISTRICT may grant extensions or terminate this

contract and require all sums advanced to the COUNTY to be repaid if the COUNTY fails to perform by said date.

SECTION IV - GENERAL

1. The COUNTY will complete the Project as set forth in Exhibit "A". The COUNTY staff personnel responsible for coordination of work under this contract are as listed below:

Denis Cederburg, Director of Public Works, or his designee

It is understood that staff named above will be responsible for work coordination throughout the period of this contract unless the DISTRICT is informed in writing of changes in these personnel assignments.

2. The COUNTY will comply with the applicable provisions of the Local Government Purchasing Act, Chapter 332 and Public Works, Chapter 338, of the Nevada Revised Statutes.

3. Applicable portions of the current editions of the *Operations and Maintenance Manual, Policies and Procedures Manual, Hydrologic Criteria and Drainage Design Manual*, and *Uniform Regulations for the Control of Drainage* adopted by the DISTRICT will apply unless specifically superseded by this CONTRACT.

4. It is the intent of the DISTRICT that scheduling of maintenance and repair of drainage and flood control facilities in general and Master Plan Facilities specifically be coordinated among member entities. Therefore, in those cases where Master Plan approved, and DISTRICT-funded projects have regional flood control significance impacting more than one member entity, the COUNTY will allow all impacted member entities an opportunity to review the maintenance schedule in order to coordinate maintenance efforts.

5. The Chief Engineer or designee of the DISTRICT shall be responsible for monitoring the performance of the COUNTY, approval for payment of billings and expenses submitted by the COUNTY and the acceptance of any report provided by the COUNTY. The COUNTY shall be responsible for monitoring performance of COUNTY staff or private contractors.

6. Accurate documentation of all work performed and payments made shall be maintained by the COUNTY for a period of three (3) years in hard copy form after final project

approval and payments. Following the three year period, the COUNTY shall keep records for permanent storage in original form, in microfilm/fiche media, or an electronic format in accordance with the COUNTY Record Retention Schedule.

7. The COUNTY shall provide right of access to its facilities to the DISTRICT or Chief Engineer at all reasonable times, in order to monitor and evaluate performance, compliance, and/or quality assurance under this contract.

8. In the event the COUNTY fails to perform the maintenance according to the standards specified in this contract and the DISTRICT *Operations and Maintenance Manual*, the DISTRICT may perform or cause to be performed the maintenance necessary to assure proper operation of the facility. Costs incurred by the DISTRICT shall be reimbursed by the COUNTY or be deducted from the amount authorized by this contract. The DISTRICT may not exercise this right without giving the COUNTY specific written notice of the maintenance required and allowing the COUNTY 60 days within which to perform said maintenance. The notice required by this provision must be sent to:

Denis Cederburg
Director, Department of Public Works
500 South Grand Central Parkway, 2nd Floor
Las Vegas, NV 89155-4000

9. The records of the COUNTY and/or private contractors pertaining to the subject matter of this contract shall at all reasonable times be subject to inspection and audit by the DISTRICT or an Agent of the DISTRICT.

10. If any provision of this contract shall be deemed in conflict with any statute or rule of law, such provision shall be deemed modified to be in conformance with said statute or rule of law.

11. The COUNTY, its employees, and representative shall at all times comply with all applicable laws, ordinances, statutes, rules, and regulations in effect at the time work is performed.

12. The COUNTY hereby agrees to reimburse the DISTRICT if funds are received from other sources for maintenance and repair of drainage and flood control facilities paid for by the DISTRICT.

IN WITNESS WHEREOF, the parties have caused this contract to be executed the day and year first above written.

Date of District Action: REGIONAL FLOOD CONTROL DISTRICT

BY: _____
Lawrence L. Brown, III, Chair

ATTEST:

Deanna Hughes
Secretary to the Board

Approved as to Form:

BY: _____
Christopher Figgins
Chief Deputy District Attorney

Date of Commission Action: COUNTY OF CLARK _____

BY: _____
Marilyn Kirkpatrick, Chair

ATTEST:

Lynn Marie Goya
County Clerk

**CLARK COUNTY
REGIONAL FLOOD CONTROL DISTRICT
MAINTENANCE WORK PLAN SUMMARY
FISCAL YEAR 2019 – 2020**

Master Plan Facility ID	MWP Facility Number	Facility Description	Cost
FLAM	CLA01	FLAMINGO WASH	\$ 961,500.00
LVWS	CLA02	LAS VEGAS WASH	\$ 413,000.00
DCWA	CLA03	DUCK CREEK	\$ 455,500.00
LVRW	CLA05	LAS VEGAS RANGE WASH	\$ 2,609,500.00
TRWA	CLA06	TROPICANA WASH	\$ 265,000.00
TRMC	CLA07	AIRPORT CHANNEL	\$ 48,500.00
LV02	CLA08	MONSON CHANNEL	\$ 1,854,700.00
DCRH	CLA09	RAWHIDE CHANNEL	\$ 63,500.00
VBCH	CLA10	VAN BUSKIRK CHANNEL	\$ 37,000.00
FWNF	CLA11	FLAMINGO WASH NORTH FORK	\$ 45,000.00
LGWS	CLA14	LAUGHLIN WASHES	\$ 39,500.00
MVAL	CLA15	MOAPA VALLEY	\$ 120,500.00
BDWS	CLA16	BLUE DIAMOND WASH	\$ 147,500.00
SCHL	CLA17	SEARCHLIGHT	\$ 7,500.00
BNKV	CLA18	BUNKERVILLE	\$ 14,500.00
PTWA	CLA19	PITTMAN WASH	\$ 41,500.00
ISWE	CLA20	INDIAN SPRINGS	\$ 13,500.00
GOBE	CLA21	NORTHERN BELTWAY CHANNELS	\$ 34,000.00
		Total	\$7,171,700.00

**REGIONAL FLOOD CONTROL DISTRICT
MAINTENANCE WORK PROGRAM
FINAL BUDGET
FY 2019-2020**

MWP Facility #: **CC 01**

Entity: Clark County

Facility Name: Flamingo Wash

Date Prepared: 5/1/2019

MP Facility ID: F1FA 0000-0004 F2NB 0000-0048 F301 0000-0032, 0059-0071 F401 0000-0003 FLBF 0046-0328

MP Facility ID: FLBN 0001-0033 FLDI 0000-0105 FLDN 0000-0160 FLDR 0000-0179 FLDS 0000-0750 FLF1 0000-0304

MP Facility ID: FLF2 0000-0137 FLF3 0000-0198 FLF4 0000-0355 FLFA 0000-0037 FLCM 0000

MP Facility ID: FLFL 0000-0147 FLHA 0000 FLJO 0000-0076 FLOQ 0000-0050 FLRB 0000-0062 FLRO 0000

MP Facility ID: FLSB 0000-0128 FLSM 0000-0180 FLSP 0000 FLTR 0000-0347 FLVV 0000-0006

MP Facility ID: FLWA 0001-1443 RRBW 0000 RRFA 0000-0143 RRFC 0000 RRHU 0000-0129 RRNA 0000-0097

MP Facility ID: RRNN 0000-0022 RRNS 0000-0010 RRR4 0000-0160 RRWA 0000-0777 RRFA 0000-0143

Force Account/ Contract	Activity	Requested Work Plan Amount (\$)	Amended Work Plan Amount (\$)	Percent Complete	Scheduled Completion Date
	3 Facility Assessment and Inventory	\$5,000.00			
	5 Inspect Channels	20,000.00			
	6 Inspect Levees, Deten/Debris Basins	30,000.00			
	8 Species Survey and Removal	0.00			
	10 Clean and Reshape Channels/Levees	140,000.00			
	15 Repair Lined Channel	20,000.00			
	20 Erosion Control and Repair	10,000.00			
	21 Provide/Maintain Dust Control	50,000.00			
	25 Clean Detention/Debris Basins	150,000.00			
	35 Fence Repair	20,000.00			
	40 Vegetation Control - Chemical	20,000.00			
	45 Vegetation Control - Mechanical	55,000.00			
	50 Maintain Access Road	5,000.00			
	55 Clean & Inspect Inlet/Outlet Structures	20,000.00			
	60 Repair Inlet/Outlet Structures	2,500.00			
	65 Clean Storm Sewer Lines	5,000.00			
	70 Storm Sewer Line Repair	5,000.00			
	75 Clean/Flush Culverts & Bridges	4,000.00			
	80 Miscellaneous Work Activities	200,000.00			
	85 Engineering	0.00			
	90 Homeless Cleanup	200,000.00			
	TOTALS	\$961,500.00			Jun-20

Delays or problem areas:

Work completed during prior fiscal year:

Misc. maintenance. Homeless cleanup. Clean & inspect detention/debris basins listed in facilities above.

Work to be completed during current fiscal year:

Clean & inspect detention/debris basins listed in facilities above.

Channel maintenance contract at RRWA 0006-0714 to perform trash/debris removal. Homeless cleanup. Repair FLWA 0458.

Dust palliative and pre-emergent for Upper Flamingo Detention Basin and Red Rock Detention Basins performed as needed.

Contract for the ongoing removal of silt from Red Rock Detention Basin, R4, F1, F2 and F4. Contract for Club at Sunrise.

Consultant/

Contractor:

Project

Manager:

Dwayne Ako

Phone Number: 702-455-7540

**REGIONAL FLOOD CONTROL DISTRICT
MAINTENANCE WORK PROGRAM
FINAL BUDGET
FY 2019-2020**

MWP Facility #: **CC 02**
 Facility Name: **Las Vegas Wash**
 MP Facility ID: **COLM 0000**
 MP Facility ID: **LV01 0000-0116**
 MP Facility ID: **LVCO 0000-0109**
 MP Facility ID: **LVMD 0675-1068, 1355**
 MP Facility ID: **NLWY 0000-0030**
 MP Facility ID: _____

Entity: **Clark County**
 Date Prepared: **5/1/2019**

Force Account/ Contract	Activity	Requested Work Plan Amount (\$)	Amended Work Plan Amount (\$)	Percent Complete	Scheduled Completion Date
	3 Facility Assessment and Inventory	\$3,500.00			
	5 Inspect Channels	5,000.00			
	6 Inspect Levees, Deten/Debris Basins	0.00			
	8 Species Survey and Removal	0.00			
	10 Clean and Reshape Channels/Levees	250,000.00			
	15 Repair Lined Channel	2,500.00			
	20 Erosion Control and Repair	45,000.00			
	21 Provide/Maintain Dust Control	0.00			
	25 Clean Detention/Debris Basins	0.00			
	35 Fence Repair	2,000.00			
	40 Vegetation Control - Chemical	10,000.00			
	45 Vegetation Control - Mechanical	25,000.00			
	50 Maintain Access Road	0.00			
	55 Clean & Inspect Inlet/Outlet Structures	0.00			
	60 Repair Inlet/Outlet Structures	0.00			
	65 Clean Storm Sewer Lines	0.00			
	70 Storm Sewer Repair	0.00			
	75 Clean/Flush Culverts & Bridges	0.00			
	80 Miscellaneous Work Activities	50,000.00			
	85 Engineering	0.00			
	90 Homeless Cleanup	20,000.00			
	TOTALS	\$413,000.00			Jun-20

Delays or problem areas:

Work completed during prior fiscal year:

Misc. maintenance. Homeless cleanup. Ongoing vegetation control at LVMD 0675-0780.

Work to be completed during current fiscal year:

Misc. maintenance. Homeless cleanup. Maintenance in the Club at Sunrise.
 Erosion control at LVMD 0675-0780. Maintenance pending storms at LV01 0000

Consultant/
 Contractor: _____
 Project
 Manager: **Dwayne Ako**

Phone Number: **702-455-7540**

**REGIONAL FLOOD CONTROL DISTRICT
MAINTENANCE WORK PROGRAM
FINAL BUDGET
FY 2019-2020**

MWP Facility #: **CC 03** Entity: Clark County
 Facility Name: Duck Creek Date Prepared: 5/1/2019
 MP Facility ID: BDW5 0000-0023 DC95 0000-0038 DCBD 0000-0081 & 0176-0273 DCCA 0000-0078
 MP Facility ID: DCCD 0000 DCGL 0000-0020, 0035, 0057-0086, 0106, 0112, 0138-0179
 MP Facility ID: DCHV 0000-0012 DCI1 0000-0031 DCLB 0000 DCPA 0000-0106 DCPI 0000-0032
 MP Facility ID: DCRB 0015 DCSH 0000-0017 DCW1 0000-0132
 MP Facility ID: DCW4 0364-0557, 0665-0786, 0940-0971 DCW5 0000-0059
 MP Facility ID: DCWA 0000-0597, 0702-1657, 1717 DCWB 0000-0086 DCWF 0000-0061

Force Account/ Contract	Activity	Requested Work Plan Amount (\$)	Amended Work Plan Amount (\$)	Percent Complete	Scheduled Completion Date
	3 Facility Assessment and Inventory	\$5,000.00			
	5 Inspect Channels	5,000.00			
	6 Inspect Levees, Deten/Debris Basins	20,000.00			
	8 Species Survey and Removal	0.00			
	10 Clean and Reshape Channels/Levees	120,000.00			
	15 Repair Lined Channel	5,000.00			
	20 Provide/Maintain Erosion Control	15,000.00			
	21 Provide/Maintain Dust Control	25,000.00			
	25 Clean Detention/Debris Basins	15,000.00			
	35 Fence Repair	8,000.00			
	40 Vegetation Control - Chemical	10,000.00			
	45 Vegetation Control - Mechanical	55,000.00			
	50 Maintain Access Road	5,000.00			
	55 Clean & Inspect Inlet/Outlet Structures	0.00			
	60 Repair Inlet/Outlet Structures	0.00			
	65 Clean Storm Sewer Lines	2,500.00			
	70 Storm Sewer Repair	0.00			
	75 Clean/Flush Culverts & Bridges	0.00			
	80 Miscellaneous Work Activities	50,000.00			
	85 Engineering	0.00			
	90 Homeless Cleanup	115,000.00			
	TOTALS	\$455,500.00			Jun-20

Delays or problem areas:

Work completed during prior fiscal year: Ongoing vegetation control on native sections E/O Mountain Vista.
 Misc. maintenance. Homeless cleanup. Clean & inspect detention/debris basins listed in facilities above.
 Silt removal, reshaping flowline, access road and slopes, tree and vegetation removal in channel between Sunset Road and Post Road.

Work to be completed during current fiscal year:
 Clean & inspect detention/debris basins listed in facilities above.
 Misc. maintenance. Homeless cleanup. Erosion control and repair at DCW4 0393, DCW4 0942, DCWA 1659, DCWA 1217.
 Ongoing dust palliative and pre-emergent for Lower Duck Creek Detention Basin.
 Ongoing vegetation control and maintenance at DCWA 0430, 0431, 0444.

Consultant/
 Contractor: _____
 Project
 Manager: Dwayne Ako Phone Number: 702-455-7540

**REGIONAL FLOOD CONTROL DISTRICT
MAINTENANCE WORK PROGRAM
FINAL BUDGET
FY 2019-2020**

MWP Facility #: **CC 05**
 Facility Name: **Las Vegas Range Wash**
 MP Facility ID: **RWSL 0000-0728 RWWE 0016-0055**
 MP Facility ID: **SLBN 0000 SLCH 0000**
 MP Facility ID: **SLEB 0000-0098 SLER 0000-0086**
 MP Facility ID: **SLLM 0000 SLNL 0095 SLOR 0000-0155**
 MP Facility ID: **SLST 0000-0095 SLWA 0000-0091**
 MP Facility ID: _____

Entity: **Clark County**
 Date Prepared: **5/1/2019**

Force Account/Contract	Activity	Requested Work Plan Amount (\$)	Amended Work Plan Amount (\$)	Percent Complete	Scheduled Completion Date
	3 Facility Assessment and Inventory	\$2,000.00			
	5 Inspect Channels	5,000.00			
	6 Inspect Levees, Deten/Debris Basins	8,000.00			
	8 Species Survey and Removal	0.00			
	10 Clean and Reshape Channels/Levees	40,000.00			
	15 Repair Lined Channel	2,000,000.00			
	20 Provide/Maintain Erosion Control	0.00			
	21 Provide/Maintain Dust Control	25,000.00			
	25 Clean Detention/Debris Basins	10,000.00			
	35 Fence Repair	10,000.00			
	40 Vegetation Control - Chemical	9,000.00			
	45 Vegetation Control - Mechanical	5,000.00			
	50 Maintain Access Road	2,500.00			
	55 Clean & Inspect Inlet/Outlet Structures	0.00			
	60 Repair Inlet/Outlet Structures	0.00			
	65 Clean Storm Sewer Lines	0.00			
	70 Storm Sewer Repair	0.00			
	75 Clean/Flush Culverts & Bridges	0.00			
	80 Miscellaneous Work Activities	85,000.00			
	85 Engineering	383,000.00			
	90 Homeless Cleanup	25,000.00			
	TOTALS	\$2,609,500.00			Jun-20

Delays or problem areas:

Work completed during prior fiscal year:
 Misc. maintenance. Homeless cleanup. Clean & inspect detention/debris basins listed in facilities above.
 Construction and repairs on RWSL 0415-0446.

Work to be completed during current fiscal year: Clean & inspect detention/debris basins listed in facilities above.
 Ongoing dust palliative and pre-emergent for the Confluence Detention Basin. Misc. maintenance. Homeless cleanup.
 Clean CLV effluent pipe. Design & repair RWSL 0415-0446.

Consultant/ Contractor: _____
 Project Manager: **Dwayne Ako** Phone Number: **702-455-7540**

**REGIONAL FLOOD CONTROL DISTRICT
MAINTENANCE WORK PROGRAM
FINAL BUDGET
FY 2019-2020**

MWP Facility #: **CC 06**

Entity: **Clark County**

Facility Name: **Tropicana Wash**

Date Prepared: **5/1/2019**

MP Facility ID: **BDBF 0000-0006 BDFW-0000 BDJO 0000-0061**

MP Facility ID: **BDMO 0000-0010 BDRB 0000-0118**

MP Facility ID: **BDRR 0000 BDWS 0000-0007**

MP Facility ID: **NBSC 0000 RBMO 0000-0045**

MP Facility ID: **TRBD 0000-0930 TRNB 0000-0113**

MP Facility ID: **TRWA 0000-0454**

MP Facility ID: **BDMD 0121**

Force Account/ Contract	Activity	Requested Work Plan Amount (\$)	Amended Work Plan Amount (\$)	Percent Complete	Scheduled Completion Date
	3 Facility Assessment and Inventory	\$2,000.00			
	5 Inspect Channels	3,000.00			
	6 Inspect Levees, Deten/Debris Basins	15,000.00			
	8 Species Survey and Removal	0.00			
	10 Clean and Reshape Channels/Levees	15,000.00			
	15 Repair Lined Channel	10,000.00			
	20 Provide/Maintain Erosion Control	5,000.00			
	21 Provide/Maintain Dust Control	50,000.00			
	25 Clean Detention/Debris Basins	60,000.00			
	35 Fence Repair	10,000.00			
	40 Vegetation Control - Chemical	5,000.00			
	45 Vegetation Control - Mechanical	5,000.00			
	50 Maintain Access Road	5,000.00			
	55 Clean & Inspect Inlet/Outlet Structures	0.00			
	60 Repair Inlet/Outlet Structures	0.00			
	65 Clean Storm Sewer Lines	5,000.00			
	70 Storm Sewer Repair	0.00			
	75 Clean/Flush Culverts & Bridges	0.00			
	80 Miscellaneous Work Activities	50,000.00			
	85 Engineering	0.00			
	90 Homeless Cleanup	25,000.00			
	TOTALS	\$265,000.00			Jun-20

Delays or problem areas:

Work completed during prior fiscal year:

Clean & inspect detention/debris basins listed in facilities above.

Misc. maintenance. Homeless cleanup.

Work to be completed during current fiscal year:

Clean & inspect detention/debris basins listed in facilities above.

Misc. work contract maintenance adjacent to beltway. Homeless cleanup.

Silt removal at Upper Blue Diamond and Blue Diamond debris basin pending storms.

Ongoing dust palliative and pre-emergent for Tropicana and the Upper Blue Diamond Detention Basins performed as needed

Consultant/

Contractor:

Project

Manager:

Dwayne Ako

Phone Number: 702-455-7540

**REGIONAL FLOOD CONTROL DISTRICT
MAINTENANCE WORK PROGRAM
FINAL BUDGET
FY 2019-2020**

MWP Facility #: **CC 07**
 Facility Name: **Airport Channel**
 MP Facility ID: **TRMC 0001-0060 0195-0290**
 MP Facility ID: **WGTR 0058-0180**
 MP Facility ID: _____
 MP Facility ID: _____
 MP Facility ID: _____
 MP Facility ID: _____

Entity: **Clark County**
 Date Prepared: **5/1/2019**

Force Account/ Contract	Activity	Requested Work Plan Amount (\$)	Amended Work Plan Amount (\$)	Percent Complete	Scheduled Completion Date
	3 Facility Assessment and Inventory	\$1,500.00			
	5 Inspect Channels	1,500.00			
	6 Inspect Levees, Deten/Debris Basins	0.00			
	8 Species Survey and Removal	0.00			
	10 Clean and Reshape Channels/Levees	2,000.00			
	15 Repair Lined Channel	5,000.00			
	20 Provide/Maintain Erosion Control	0.00			
	21 Provide/Maintain Dust Control	0.00			
	25 Clean Detention/Debris Basins	0.00			
	35 Fence Repair	3,000.00			
	40 Vegetation Control - Chemical	1,000.00			
	45 Vegetation Control - Mechanical	2,500.00			
	50 Maintain Access Road	0.00			
	55 Clean & Inspect Inlet/Outlet Structures	2,000.00			
	60 Repair Inlet/Outlet Structures	0.00			
	65 Clean Storm Sewer Lines	0.00			
	70 Storm Sewer Repair	0.00			
	75 Clean/Flush Culverts & Bridges	0.00			
	80 Miscellaneous Work Activities	10,000.00			
	85 Engineering	0.00			
	90 Homeless Cleanup	20,000.00			
	TOTALS	\$48,500.00			Jun-20

Delays or problem areas:

Work completed during prior fiscal year:
 Misc. maintenance. Homeless cleanup.

Work to be completed during current fiscal year:
 Misc. maintenance. Homeless cleanup.
 Vegetation control North of Tropicana Road at Las Vegas Boulevard and also at Banning Creek Drive performed as needed.

Consultant/
 Contractor: _____
 Project
 Manager: **Dwayne Ako** Phone Number: **702-455-7540**

**REGIONAL FLOOD CONTROL DISTRICT
MAINTENANCE WORK PROGRAM
FINAL BUDGET
FY 2019-2020**

MWP Facility #: **CC 08**
 Facility Name: **Monson Channel**
 MP Facility ID: **LV02 0000-0303**
 MP Facility ID: **NLFL 0000-0144**
 MP Facility ID: **VTW 0000**
 MP Facility ID: _____
 MP Facility ID: _____
 MP Facility ID: _____

Entity: **Clark County**
 Date Prepared: **5/1/2019**

Force Account/ Contract	Activity	Requested Work Plan Amount (\$)	Amended Work Plan Amount (\$)	Percent Complete	Scheduled Completion Date
	3 Facility Assessment and Inventory	\$1,200.00			
	5 Inspect Channels	1,500.00			
	6 Inspect Levees, Deten/Debris Basins	0.00			
	8 Species Survey and Removal	0.00			
	10 Clean and Reshape Channels	7,500.00			
	15 Repair Lined Channel	1,500,000.00			
	20 Provide/Maintain Erosion Control	0.00			
	21 Provide/Maintain Dust Control	0.00			
	25 Clean Detention/Debris Basins	0.00			
	35 Fence Repair	1,500.00			
	40 Vegetation Control - Chemical	3,000.00			
	45 Vegetation Control - Mechanical	15,000.00			
	50 Maintain Access Road	0.00			
	55 Clean & Inspect Inlet/Outlet Structures	0.00			
	60 Repair Inlet/Outlet Structures	0.00			
	65 Clean Storm Sewer Lines	0.00			
	70 Storm Sewer Repair	0.00			
	75 Clean/Flush Culverts & Bridges	0.00			
	80 Miscellaneous Work Activities	10,000.00			
	85 Engineering	300,000.00			
	90 Homeless Cleanup	15,000.00			
	TOTALS	\$1,854,700.00			Jun-20

Delays or problem areas:

Work completed during prior fiscal year:

Misc. maintenance at LV02 0000-0126.

Work to be completed during current fiscal year:

Misc. maintenance. Reshaping channel and vegetation control at LV02 0000-0126 until engineering and repairs are complete.
 Channel repairs at LV02 0210-0283 due to the slope failing at toe.

Consultant/
 Contractor: _____
 Project
 Manager: **Dwayne Ako** Phone Number: **702-455-7540**

**REGIONAL FLOOD CONTROL DISTRICT
MAINTENANCE WORK PROGRAM
FINAL BUDGET
FY 2019-2020**

MWP Facility #: **CC 09**
 Facility Name: **Rawhide Channel**
 MP Facility ID: **DCRH 0000-0305**
 MP Facility ID: **MCE2 0000**
 MP Facility ID: _____
 MP Facility ID: _____
 MP Facility ID: _____
 MP Facility ID: _____

Entity: Clark County
 Date Prepared: 5/1/2019

Force Account/ Contract	Activity	Requested Work Plan Amount (\$)	Amended Work Plan Amount (\$)	Percent Complete	Scheduled Completion Date
	3 Facility Assessment and Inventory	\$1,000.00			
	5 Inspect Channels	2,500.00			
	6 Inspect Levees, Deten/Debris Basins	0.00			
	8 Species Survey and Removal	0.00			
	10 Clean and Reshape Channels	5,000.00			
	15 Repair Lined Channel	5,000.00			
	20 Provide/Maintain Erosion Control	0.00			
	21 Provide/Maintain Dust Control	0.00			
	25 Clean Detention/Debris Basins	0.00			
	35 Fence Repair	5,000.00			
	40 Vegetation Control - Chemical	2,000.00			
	45 Vegetation Control - Mechanical	2,000.00			
	50 Maintain Access Road	0.00			
	55 Clean & Inspect Inlet/Outlet Structures	0.00			
	60 Repair Inlet/Outlet Structures	0.00			
	65 Clean Storm Sewer Lines	1,000.00			
	70 Storm Sewer Repair	0.00			
	75 Clean/Flush Culverts & Bridges	0.00			
	80 Miscellaneous Work Activities	35,000.00			
	85 Engineering	0.00			
	90 Homeless Cleanup	5,000.00			
	TOTALS	\$63,500.00			Jun-20

Delays or problem areas:

Work completed during prior fiscal year:
 Misc. maintenance.

Work to be completed during current fiscal year:
 Misc. maintenance. Clean & inspect DCRH 0000-0280.

Consultant/
 Contractor: _____
 Project
 Manager: Dwayne Ako Phone Number: 702-455-7540

**REGIONAL FLOOD CONTROL DISTRICT
MAINTENANCE WORK PROGRAM
FINAL BUDGET
FY 2019-2020**

MWP Facility #: **CC 10**
 Facility Name: **Van Buskirk Channel**
 MP Facility ID: **VBCH 0000-0138**
 MP Facility ID: **VBMC 0000-0249**
 MP Facility ID: **VBTM 0000-0174**
 MP Facility ID: **VBVR 0000**
 MP Facility ID: _____
 MP Facility ID: _____

Entity: **Clark County**
 Date Prepared: **5/1/2019**

Force Account/Contract	Activity	Requested Work Plan Amount (\$)	Amended Work Plan Amount (\$)	Percent Complete	Scheduled Completion Date
	3 Facility Assessment and Inventory	\$2,000.00			
	5 Inspect Channels	2,000.00			
	6 Inspect Levees, Deten/Debris Basins	2,000.00			
	8 Species Survey and Removal	0.00			
	10 Clean and Reshape Channels	0.00			
	15 Repair Lined Channel	0.00			
	20 Provide/Maintain Erosion Control	0.00			
	21 Provide/Maintain Dust Control	0.00			
	25 Clean Detention/Debris Basins	2,000.00			
	35 Fence Repair	3,000.00			
	40 Vegetation Control - Chemical	1,000.00			
	45 Vegetation Control - Mechanical	0.00			
	50 Maintain Access Road	0.00			
	55 Clean & Inspect Inlet/Outlet Structures	0.00			
	60 Repair Inlet/Outlet Structures	0.00			
	65 Clean Storm Sewer Lines	0.00			
	70 Storm Sewer Repair	0.00			
	75 Clean/Flush Culverts & Bridges	0.00			
	80 Miscellaneous Work Activities	10,000.00			
	85 Engineering	0.00			
	90 Homeless Cleanup	15,000.00			
	TOTALS	\$37,000.00			Jun-20

Delays or problem areas:

Work completed during prior fiscal year: Clean & inspect detention/debris basins listed in facilities above.
 Misc. maintenance of VBTM 0027 and VBMC 0161. Homeless cleanup.

Work to be completed during current fiscal year: Clean & inspect detention/debris basins listed in facilities above.
 Misc. maintenance of VBTM 0027 and VBMC 0161 pending storms. Homeless cleanup.

Consultant/
 Contractor: _____
 Project
 Manager: Dwayne Ako Phone Number: 702-455-7540

**REGIONAL FLOOD CONTROL DISTRICT
MAINTENANCE WORK PROGRAM
FINAL BUDGET
FY 2019-2020**

MWP Facility #: **CC 11**
 Facility Name: **Flamingo Wash North Fork**
 MP Facility ID: **FLDY 0000-0013**
 MP Facility ID: **FLLA 0000-0379**
 MP Facility ID: **FLMN 0000-0075**
 MP Facility ID: **FLMS 0000**
 MP Facility ID: _____
 MP Facility ID: _____

Entity: Clark County
 Date Prepared: 5/1/2019

Force Account/Contract	Activity	Requested Work Plan Amount (\$)	Amended Work Plan Amount (\$)	Percent Complete	Scheduled Completion Date
	3 Facility Assessment and Inventory	\$2,500.00			
	5 Inspect Channels	2,500.00			
	6 Inspect Levees, Deten/Debris Basins	2,000.00			
	8 Species Survey and Removal	0.00			
	10 Clean and Reshape Channels	5,000.00			
	15 Repair Lined Channel	0.00			
	20 Provide/Maintain Erosion Control	0.00			
	21 Provide/Maintain Dust Control	0.00			
	25 Clean Detention/Debris Basins	5,000.00			
	35 Fence Repair	1,500.00			
	40 Vegetation Control - Chemical	1,500.00			
	45 Vegetation Control - Mechanical	0.00			
	50 Maintain Access Road	0.00			
	55 Clean & Inspect Inlet/Outlet Structures	0.00			
	60 Repair Inlet/Outlet Structures	0.00			
	65 Clean Storm Sewer Lines	5,000.00			
	70 Storm Sewer Repair	0.00			
	75 Clean/Flush Culverts & Bridges	0.00			
	80 Miscellaneous Work Activities	15,000.00			
	85 Engineering	0.00			
	90 Homeless Cleanup	5,000.00			
	TOTALS	\$45,000.00			Jun-20

Delays or problem areas:

Work completed during prior fiscal year:
 Misc. maintenance. Clean & inspect detention/debris basins listed in facilities above. Homeless cleanup.

Work to be completed during current fiscal year:
 Misc. maintenance. Clean & inspect detention/debris basins listed in facilities above. Homeless cleanup.

Consultant/ Contractor: _____
 Project Manager: Dwayne Ako Phone Number: 702-455-7540

**REGIONAL FLOOD CONTROL DISTRICT
MAINTENANCE WORK PROGRAM
FINAL BUDGET
FY 2019-2020**

MWP Facility #: **CC 14**
 Facility Name: **Laughlin Washes**
 MP Facility ID: **LUBC 0000-0010, 0324**
 MP Facility ID: **LUED 0000-0008**
 MP Facility ID: **LUHS 0000-0242, 0250**
 MP Facility ID: **LUMA 0023-0060**
 MP Facility ID: **LUUW 0000-0150**
 MP Facility ID: _____

Entity: **Clark County**
 Date Prepared: **5/1/2019**

Force Account/ Contract	Activity	Requested Work Plan Amount (\$)	Amended Work Plan Amount (\$)	Percent Complete	Scheduled Completion Date
	3 Facility Assessment and Inventory	\$1,000.00			
	5 Inspect Channels	1,500.00			
	6 Inspect Levees, Deten/Debris Basins	7,000.00			
	8 Species Survey and Removal	0.00			
	10 Clean and Reshape Channels	6,000.00			
	15 Repair Lined Channel	1,000.00			
	20 Provide/Maintain Erosion Control	0.00			
	21 Provide/Maintain Dust Control	0.00			
	25 Clean Detention/Debris Basins	10,000.00			
	35 Fence Repair	2,000.00			
	40 Vegetation Control - Chemical	1,500.00			
	45 Vegetation Control - Mechanical	1,500.00			
	50 Maintain Access Road	0.00			
	55 Clean & Inspect Inlet/Outlet Structures	0.00			
	60 Repair Inlet/Outlet Structures	5,000.00			
	65 Clean Storm Sewer Lines	0.00			
	70 Storm Sewer Repair	0.00			
	75 Clean/Flush Culverts & Bridges	0.00			
	80 Miscellaneous Work Activities	2,000.00			
	85 Engineering	0.00			
	90 Homeless Cleanup	1,000.00			
	TOTALS	\$39,500.00			Jun-20

Delays or problem areas:

Work completed during prior fiscal year:

Misc. maintenance. Repair & reshape slope at un-named Wash (LUUW) outfall. Ongoing sediment removal at LUHS 0242.

Work to be completed during current fiscal year:

Sediment removal at LUHS 0242 pending storms. Misc. maintenance at LUHS 0242.

Consultant/
 Contractor: _____
 Project
 Manager: **Dwayne Ako** Phone Number: **702-455-7540**

**REGIONAL FLOOD CONTROL DISTRICT
MAINTENANCE WORK PROGRAM
FINAL BUDGET
FY 2019-2020**

MWP Facility #: **CC 15**
 Facility Name: **Moapa Valley**
 MP Facility ID: **GASD 0000-0058**
 MP Facility ID: **LWAW 0000**
 MP Facility ID: **MRLV 0343-0537 MRLV 0725**
 MP Facility ID: **MRL 0001-0038**
 MP Facility ID: _____
 MP Facility ID: _____

Entity: **Clark County**
 Date Prepared: **5/1/2019**

Force Account/ Contract	Activity	Requested Work Plan Amount (\$)	Amended Work Plan Amount (\$)	Percent Complete	Scheduled Completion Date
	3 Facility Assessment and Inventory	\$0.00			
	5 Inspect Channels	2,500.00			
	6 Inspect Levees, Deten/Debris Basins	0.00			
	8 Species Survey and Removal	0.00			
	10 Clean and Reshape Channels	50,000.00			
	15 Repair Lined Channel	2,000.00			
	20 Provide/Maintain Erosion Control	50,000.00			
	21 Provide/Maintain Dust Control	0.00			
	25 Clean Detention/Debris Basins	2,000.00			
	35 Fence Repair	0.00			
	40 Vegetation Control - Chemical	2,000.00			
	45 Vegetation Control - Mechanical	1,000.00			
	50 Maintain Access Road	0.00			
	55 Clean & Inspect Inlet/Outlet Structures	0.00			
	60 Repair Inlet/Outlet Structures	0.00			
	65 Clean Storm Sewer Lines	0.00			
	70 Storm Sewer Repair	0.00			
	75 Clean/Flush Culverts & Bridges	0.00			
	80 Miscellaneous Work Activities	10,000.00			
	85 Engineering	0.00			
	90 Homeless Cleanup	1,000.00			
	TOTALS	\$120,500.00			Jun-20

Delays or problem areas:

Work completed during prior fiscal year:
 Misc. maintenance.

Work to be completed during current fiscal year:
 Misc. maintenance.
 Ongoing clean & provide erosion control at MRLV 0343-0537 as needed.

Consultant/
 Contractor: _____
 Project
 Manager: **Dwayne Ako** Phone Number: **702-455-7540**

**REGIONAL FLOOD CONTROL DISTRICT
MAINTENANCE WORK PROGRAM
FINAL BUDGET
FY 2019-2020**

MWP Facility #: **CC 16**
 Facility Name: **Blue Diamond Wash**
 MP Facility ID: **BD02 0000-0109**
 MP Facility ID: **BD03 0000-0081**
 MP Facility ID: **BDBE 0000-0134**
 MP Facility ID: **BDW1 0000-0077, BDW2 0023**
 MP Facility ID: **BDW3 0000, BDW4 0160-0174**
 MP Facility ID: **BDWA 0000-0212, 0394-0633**

Entity: Clark County
 Date Prepared: 5/1/2019

Force Account/ Contract	Activity	Requested Work Plan Amount (\$)	Amended Work Plan Amount (\$)	Percent Complete	Scheduled Completion Date
	3 Facility Assessment and Inventory	\$2,000.00			
	5 Inspect Channels	3,500.00			
	6 Inspect Levees, Deten/Debris Basins	2,000.00			
	8 Species Survey and Removal	0.00			
	10 Clean and Reshape Channels	5,000.00			
	15 Repair Lined Channel	5,000.00			
	20 Provide/Maintain Erosion Control	5,000.00			
	21 Provide/Maintain Dust Control	0.00			
	25 Clean Detention/Debris Basins	50,000.00			
	35 Fence Repair	2,000.00			
	40 Vegetation Control - Chemical	2,000.00			
	45 Vegetation Control - Mechanical	5,000.00			
	50 Maintain Access Road	0.00			
	55 Clean & Inspect Inlet/Outlet Structures	1,000.00			
	60 Repair Inlet/Outlet Structures	0.00			
	65 Clean Storm Sewer Lines	0.00			
	70 Storm Sewer Repair	0.00			
	75 Clean/Flush Culverts & Bridges	0.00			
	80 Miscellaneous Work Activities	10,000.00			
	85 Engineering	0.00			
	90 Homeless Cleanup	55,000.00			
	TOTALS	\$147,500.00			Jun-20

Delays or problem areas:

Work completed during prior fiscal year:
 Misc. maintenance. Clean & inspect detention/debris basins listed in facilities above. Homeless cleanup.

Work to be completed during current fiscal year:
 Misc. maintenance. Clean & inspect detention/debris basins listed in facilities above. Homeless cleanup.
 Channel maintenance contract adjacent to beltway (BDBE)

Consultant/
 Contractor: _____
 Project
 Manager: Dwayne Ako Phone Number: 702-455-7540

**REGIONAL FLOOD CONTROL DISTRICT
MAINTENANCE WORK PROGRAM
FINAL BUDGET
FY 2019-2020**

MWP Facility #: **CC 17**
 Facility Name: **Searchlight**
 MP Facility ID: **SREA 0000-0065**
 MP Facility ID: **SRSO 0000-0030**
 MP Facility ID: _____
 MP Facility ID: _____
 MP Facility ID: _____
 MP Facility ID: _____

Entity: **Clark County**
 Date Prepared: **5/1/2019**

Force Account/ Contract	Activity	Requested Work Plan Amount (\$)	Amended Work Plan Amount (\$)	Percent Complete	Scheduled Completion Date
	3 Facility Assessment and Inventory	\$500.00			
	5 Inspect Channels	1,000.00			
	6 Inspect Levees, Deten/Debris Basins	0.00			
	8 Species Survey and Removal	0.00			
	10 Clean and Reshape Channels	5,000.00			
	15 Repair Lined Channel	0.00			
	20 Provide/Maintain Erosion Control	0.00			
	21 Provide/Maintain Dust Control	0.00			
	25 Clean Detention/Debris Basins	0.00			
	35 Fence Repair	0.00			
	40 Vegetation Control - Chemical	0.00			
	45 Vegetation Control - Mechanical	0.00			
	50 Maintain Access Road	0.00			
	55 Clean & Inspect Inlet/Outlet Structures	0.00			
	60 Repair Inlet/Outlet Structures	0.00			
	65 Clean Storm Sewer Lines	0.00			
	70 Storm Sewer Repair	0.00			
	75 Clean/Flush Culverts & Bridges	0.00			
	80 Miscellaneous Work Activities	500.00			
	85 Engineering	0.00			
	90 Homeless Cleanup	500.00			
	TOTALS	\$7,500.00			Jun-20

Delays or problem areas:

Work completed during prior fiscal year:
 Misc. maintenance.

Work to be completed during current fiscal year:
 Misc. maintenance. Clean & inspect detention/debris basins listed in facilities above. Homeless cleanup.

Consultant/
 Contractor: _____
 Project
 Manager: **Dwayne Ako** Phone Number: **702-455-7540**

**REGIONAL FLOOD CONTROL DISTRICT
MAINTENANCE WORK PROGRAM
FINAL BUDGET
FY 2019-2020**

MWP Facility #: **CC 18**
 Facility Name: **Bunkerville**
 MP Facility ID: **WIJE 0000-0065**
 MP Facility ID: **WIWA 0000-0038**
 MP Facility ID: **JEWA 0165-0167**
 MP Facility ID: _____
 MP Facility ID: _____
 MP Facility ID: _____

Entity: Clark County
 Date Prepared: 5/1/2019

Force Account/Contract	Activity	Requested Work Plan Amount (\$)	Amended Work Plan Amount (\$)	Percent Complete	Scheduled Completion Date
	3 Facility Assessment and Inventory	\$1,000.00			
	5 Inspect Channels	1,000.00			
	6 Inspect Levees, Deten/Debris Basins	3,000.00			
	8 Species Survey and Removal	0.00			
	10 Clean and Reshape Channels	0.00			
	15 Repair Lined Channel	0.00			
	20 Provide/Maintain Erosion Control	0.00			
	21 Provide/Maintain Dust Control	0.00			
	25 Clean Detention/Debris Basins	5,000.00			
	35 Fence Repair	1,500.00			
	40 Vegetation Control - Chemical	1,000.00			
	45 Vegetation Control - Mechanical	0.00			
	50 Maintain Access Road	0.00			
	55 Clean & Inspect Inlet/Outlet Structures	0.00			
	60 Repair Inlet/Outlet Structures	0.00			
	65 Clean Storm Sewer Lines	0.00			
	70 Storm Sewer Repair	0.00			
	75 Clean/Flush Culverts & Bridges	0.00			
	80 Miscellaneous Work Activities	1,000.00			
	85 Engineering	0.00			
	90 Homeless Cleanup	1,000.00			
	TOTALS	\$14,500.00			Jun-20

Delays or problem areas:

Work completed during prior fiscal year:
 Misc. maintenance. Clean & inspect detention/debris basins listed in facilities above.

Work to be completed during current fiscal year:
 Misc. maintenance. Clean & inspect detention/debris basins listed in facilities above. Homeless cleanup.

Consultant/
 Contractor: _____
 Project
 Manager: Dwayne Ako Phone Number: 702-455-7540

**REGIONAL FLOOD CONTROL DISTRICT
MAINTENANCE WORK PROGRAM
FINAL BUDGET
FY 2019-2020**

MWP Facility #: **CC 19**
 Facility Name: **Pittman Wash**
 MP Facility ID: **PTBL 0028-0157**
 MP Facility ID: **PTDC 0000-0014**
 MP Facility ID: **PTWA 0477-0738, 0778**
 MP Facility ID: **PTWB 0000-0016**
 MP Facility ID: _____
 MP Facility ID: _____

Entity: **Clark County**
 Date Prepared: **5/1/2019**

Force Account/ Contract	Activity	Requested Work Plan Amount (\$)	Amended Work Plan Amount (\$)	Percent Complete	Scheduled Completion Date
	3 Facility Assessment and Inventory	\$1,000.00			
	5 Inspect Channels	3,000.00			
	6 Inspect Levees, Deten/Debris Basins	0.00			
	8 Species Survey and Removal	0.00			
	10 Clean and Reshape Channels	5,000.00			
	15 Repair Lined Channel	5,000.00			
	20 Provide/Maintain Erosion Control	0.00			
	21 Provide/Maintain Dust Control	0.00			
	25 Clean Detention/Debris Basins	0.00			
	35 Fence Repair	2,000.00			
	40 Vegetation Control - Chemical	2,500.00			
	45 Vegetation Control - Mechanical	5,000.00			
	50 Maintain Access Road	0.00			
	55 Clean & Inspect Inlet/Outlet Structures	0.00			
	60 Repair Inlet/Outlet Structures	0.00			
	65 Clean Storm Sewer Lines	1,500.00			
	70 Storm Sewer Repair	1,500.00			
	75 Clean/Flush Culverts & Bridges	0.00			
	80 Miscellaneous Work Activities	5,000.00			
	85 Engineering	0.00			
	90 Homeless Cleanup	10,000.00			
	TOTALS	\$41,500.00			Jun-20

Delays or problem areas:

Work completed during prior fiscal year:

Misc. maintenance. Homeless cleanup.

Work to be completed during current fiscal year:

Misc. maintenance. Homeless cleanup.

Channel maintenance contract adjacent to beltway.

Consultant/
 Contractor: _____
 Project
 Manager: **Dwayne Ako**

Phone Number: **702-455-7540**

**REGIONAL FLOOD CONTROL DISTRICT
MAINTENANCE WORK PROGRAM
FINAL BUDGET
FY 2019-2020**

MWP Facility #: **CC 20**
 Facility Name: **Indian Springs**
 MP Facility ID: **ISWE 0100-1001**
 MP Facility ID: _____
 MP Facility ID: _____
 MP Facility ID: _____
 MP Facility ID: _____
 MP Facility ID: _____

Entity: **Clark County**
 Date Prepared: **5/1/2019**

Force Account/ Contract	Activity	Requested Work Plan Amount (\$)	Amended Work Plan Amount (\$)	Percent Complete	Scheduled Completion Date
	3 Facility Assessment and Inventory	\$1,000.00			
	5 Inspect Channels	2,000.00			
	6 Inspect Levees, Deten/Debris Basins	2,000.00			
	8 Species Survey and Removal	0.00			
	10 Clean and Reshape Channels	0.00			
	15 Repair Lined Channel	0.00			
	20 Provide/Maintain Erosion Control	4,000.00			
	21 Provide/Maintain Dust Control	0.00			
	25 Clean Detention/Debris Basins	2,500.00			
	35 Fence Repair	0.00			
	40 Vegetation Control - Chemical	0.00			
	45 Vegetation Control - Mechanical	0.00			
	50 Maintain Access Road	0.00			
	55 Clean & Inspect Inlet/Outlet Structures	0.00			
	60 Repair Inlet/Outlet Structures	0.00			
	65 Clean Storm Sewer Lines	0.00			
	70 Storm Sewer Repair	0.00			
	75 Clean/Flush Culverts & Bridges	0.00			
	80 Miscellaneous Work Activities	1,000.00			
	85 Engineering	0.00			
	90 Homeless Cleanup	1,000.00			
	TOTALS	\$13,500.00			Jun-20

Delays or problem areas:

Work completed during prior fiscal year:
 Misc. maintenance.

Work to be completed during current fiscal year:
 Misc. maintenance. Clean & inspect detention/debris basins listed in facilities above. Homeless cleanup.

Consultant/
 Contractor: _____
 Project
 Manager: Dwayne Ako Phone Number: 702-455-7540

**REGIONAL FLOOD CONTROL DISTRICT
MAINTENANCE WORK PROGRAM
FINAL BUDGET
FY 2019-2020**

MWP Facility #: **CC 21**
 Facility Name: **Northern Beltway Channels**
 MP Facility ID: **EKEA 0056-0338**
 MP Facility ID: **UPEA 0273-0340**
 MP Facility ID: **GOBW 0000-0048**
 MP Facility ID: **GONO 0117-0335**
 MP Facility ID: **UPDE 0047-0133**
 MP Facility ID: **MTCH 0001**

Entity: **Clark County**
 Date Prepared: **5/1/2019**

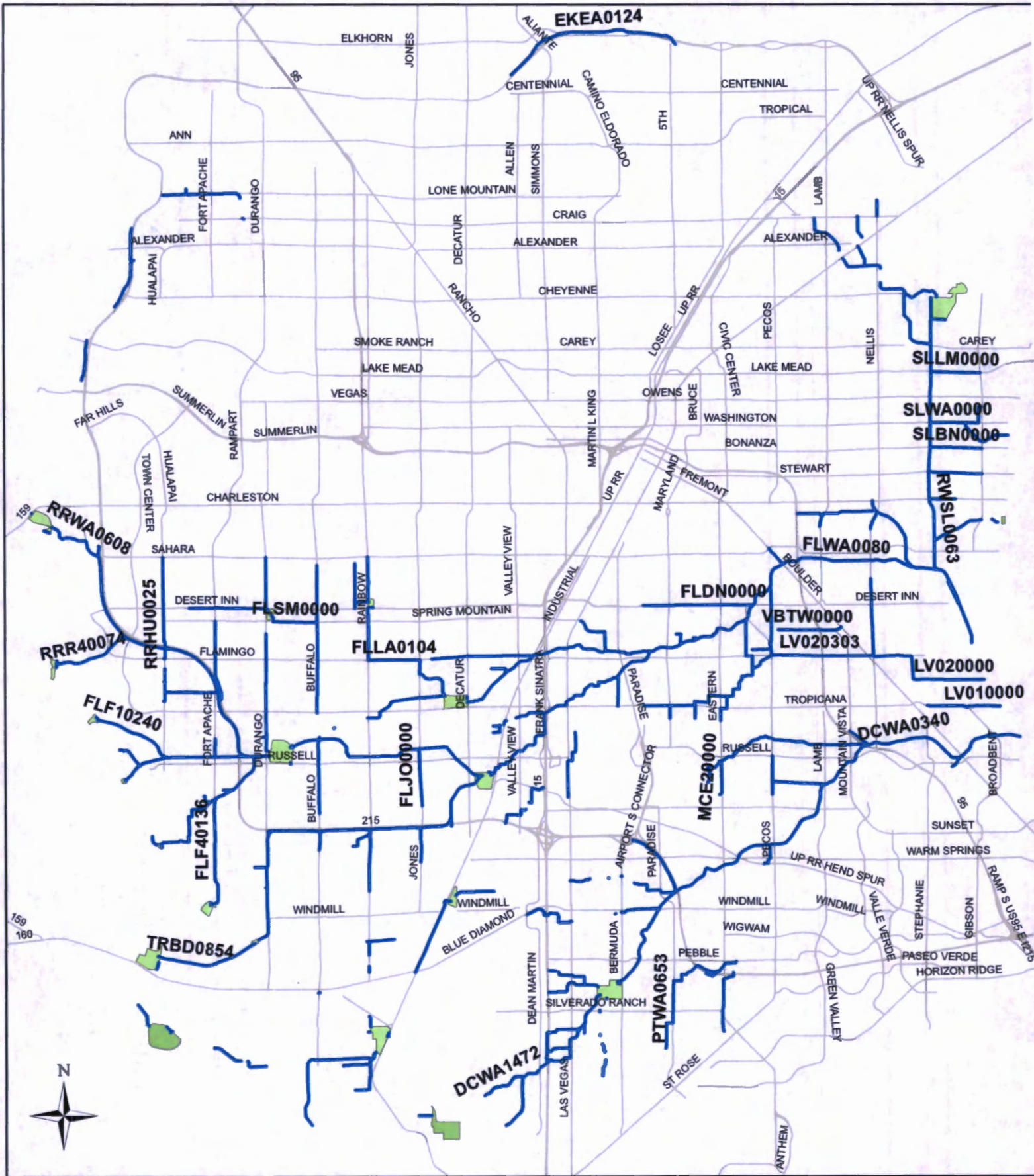
Force Account/ Contract	Activity	Requested Work Plan Amount (\$)	Amended Work Plan Amount (\$)	Percent Complete	Scheduled Completion Date
	3 Facility Assessment and Inventory	\$0.00			
	5 Inspect Channels	2,000.00			
	6 Inspect Levees, Deten/Debris Basins	0.00			
	8 Species Survey and Removal	0.00			
	10 Clean and Reshape Channels/Levees	0.00			
	15 Repair Lined Channel	2,000.00			
	20 Erosion Control and Repair	5,000.00			
	21 Provide/Maintain Dust Control	0.00			
	25 Clean Detention/Debris Basins	0.00			
	35 Fence Repair	3,000.00			
	40 Vegetation Control - Chemical	2,000.00			
	45 Vegetation Control - Mechanical	0.00			
	50 Maintain Access Road	0.00			
	55 Clean & Inspect Inlet/Outlet Structures	0.00			
	60 Repair Inlet/Outlet Structures	0.00			
	65 Clean Storm Sewer Lines	0.00			
	70 Storm Sewer Repair	0.00			
	75 Clean/Flush Culverts & Bridges	0.00			
	80 Miscellaneous Work Activities	10,000.00			
	85 Engineering	0.00			
	90 Homeless Cleanup	10,000.00			
	TOTALS	\$34,000.00			Jun-20

Delays or problem areas:

Work completed during prior fiscal year:
 Misc. maintenance.

Work to be completed during current fiscal year:
 Misc. maintenance. Homeless cleanup.
 Channel maintenance contract adjacent to beltway.

Consultant/
 Contractor: _____
 Project
 Manager: Dwayne Ako Phone Number: 702-455-7540

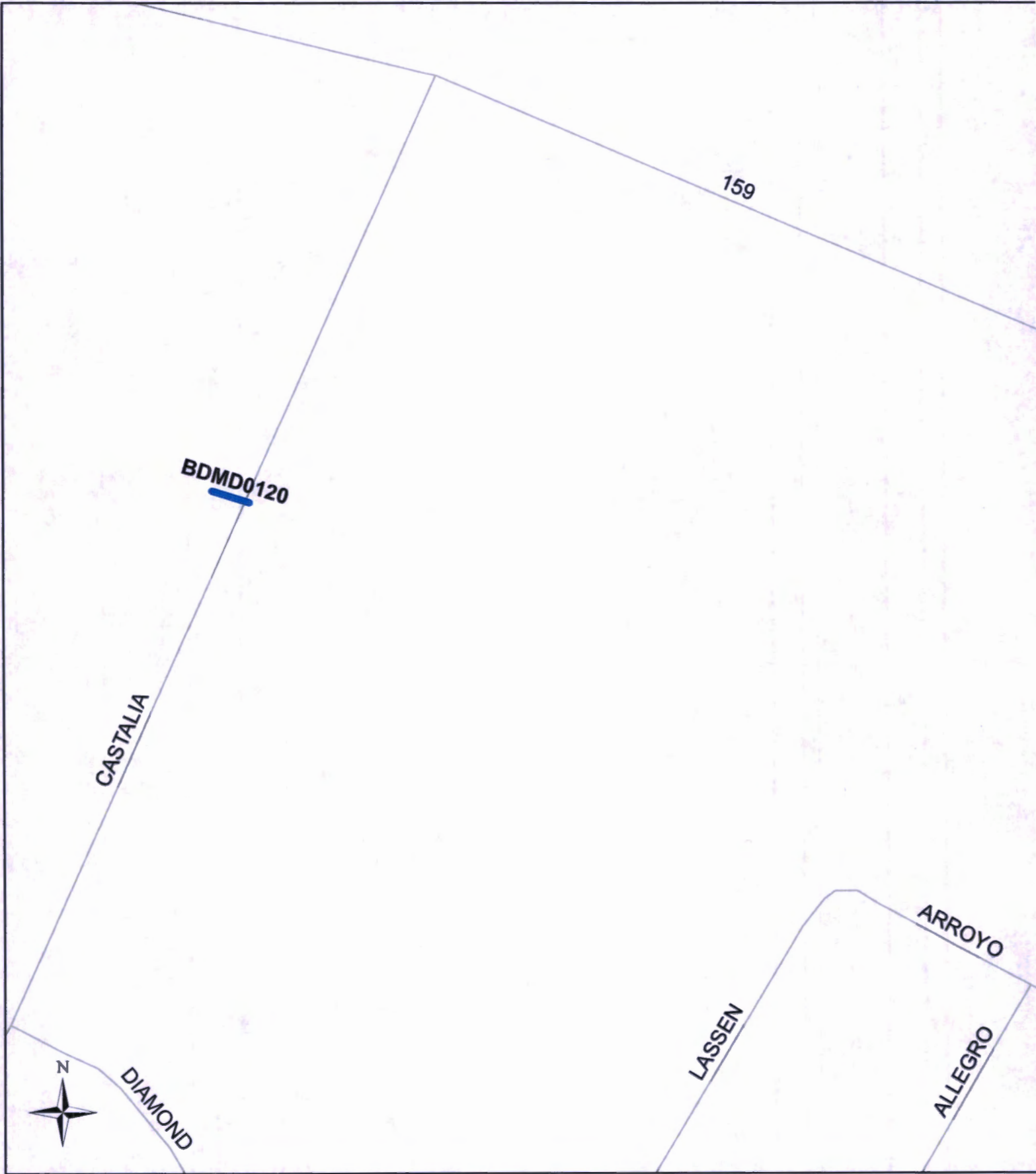


- Legend**
-  Channels/Storm Drains
 -  Basins

LAS VEGAS VALLEY FLOOD CONTROL FACILITIES MAINTAINED BY CLARK COUNTY



The information portrayed is for display purposes only. Due to the ever changing nature of the data, no liability is assumed as to the accuracy of the data delineated hereon.
Period: April 20, 2017

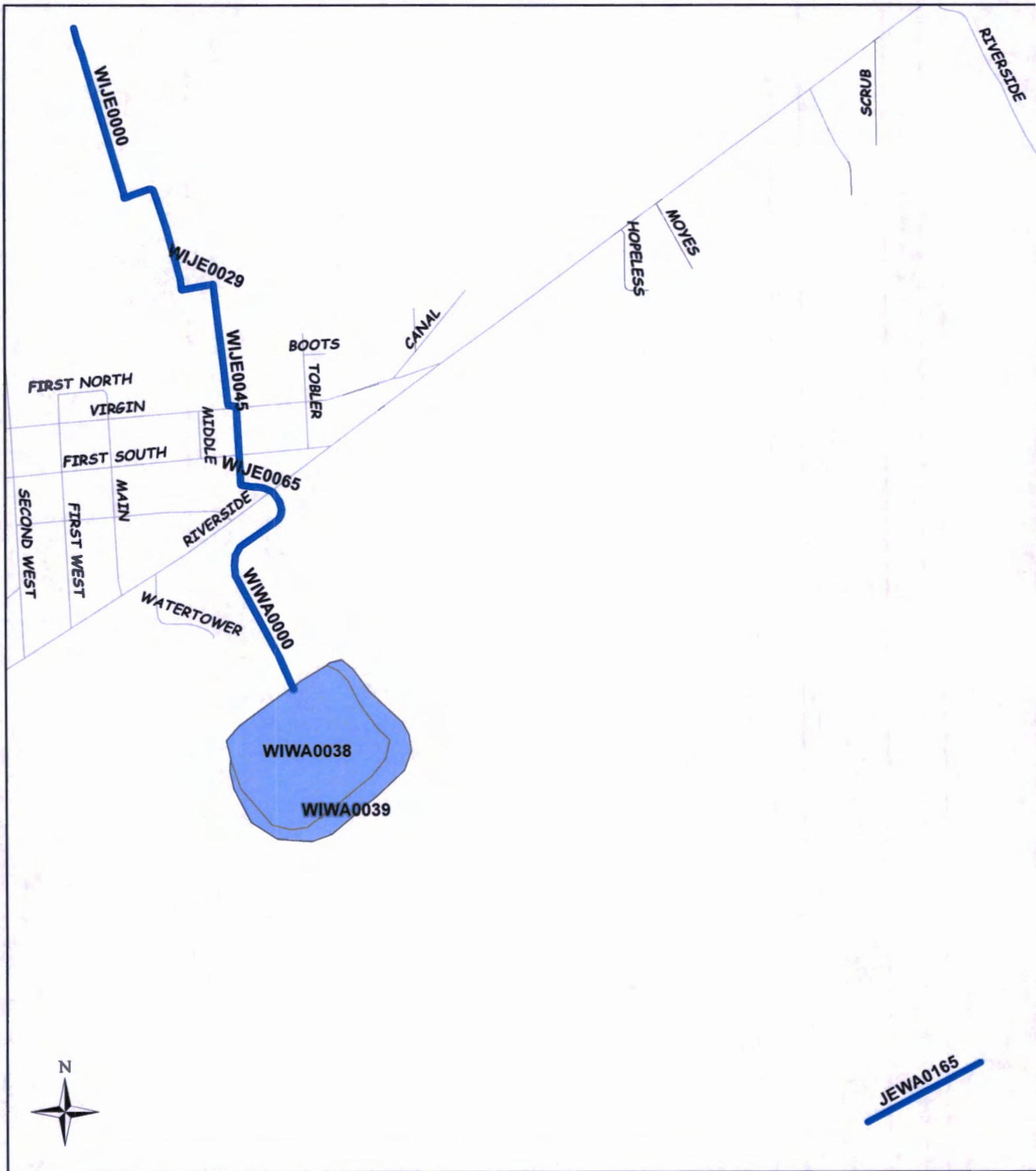


Legend

 Channel/Storm Drains

**BLUE DIAMOND
CROSSING AT CASTALIA ST**





JEWA0165

Legend

- Channels/Storm Drains
- Basins



BUNKERVILLE WASHES



The information portrayed is for display purposes only. Due to the ever changing nature of the data, no liability is assumed as to the accuracy of the data delineated herein. Printed: April 19, 2017

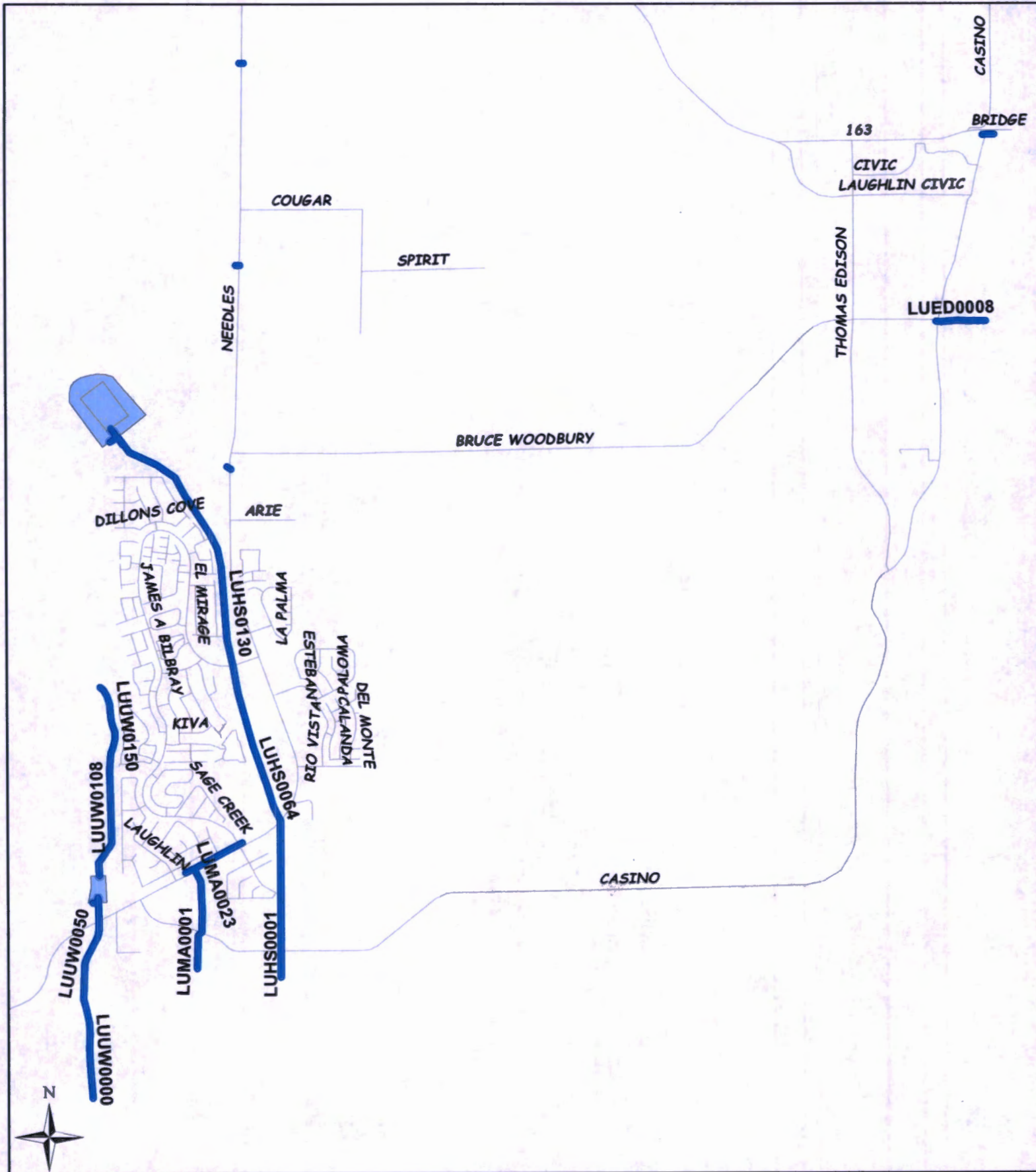


Legend



-  Channels/Storm Drains
-  Basins

INDIAN SPRINGS



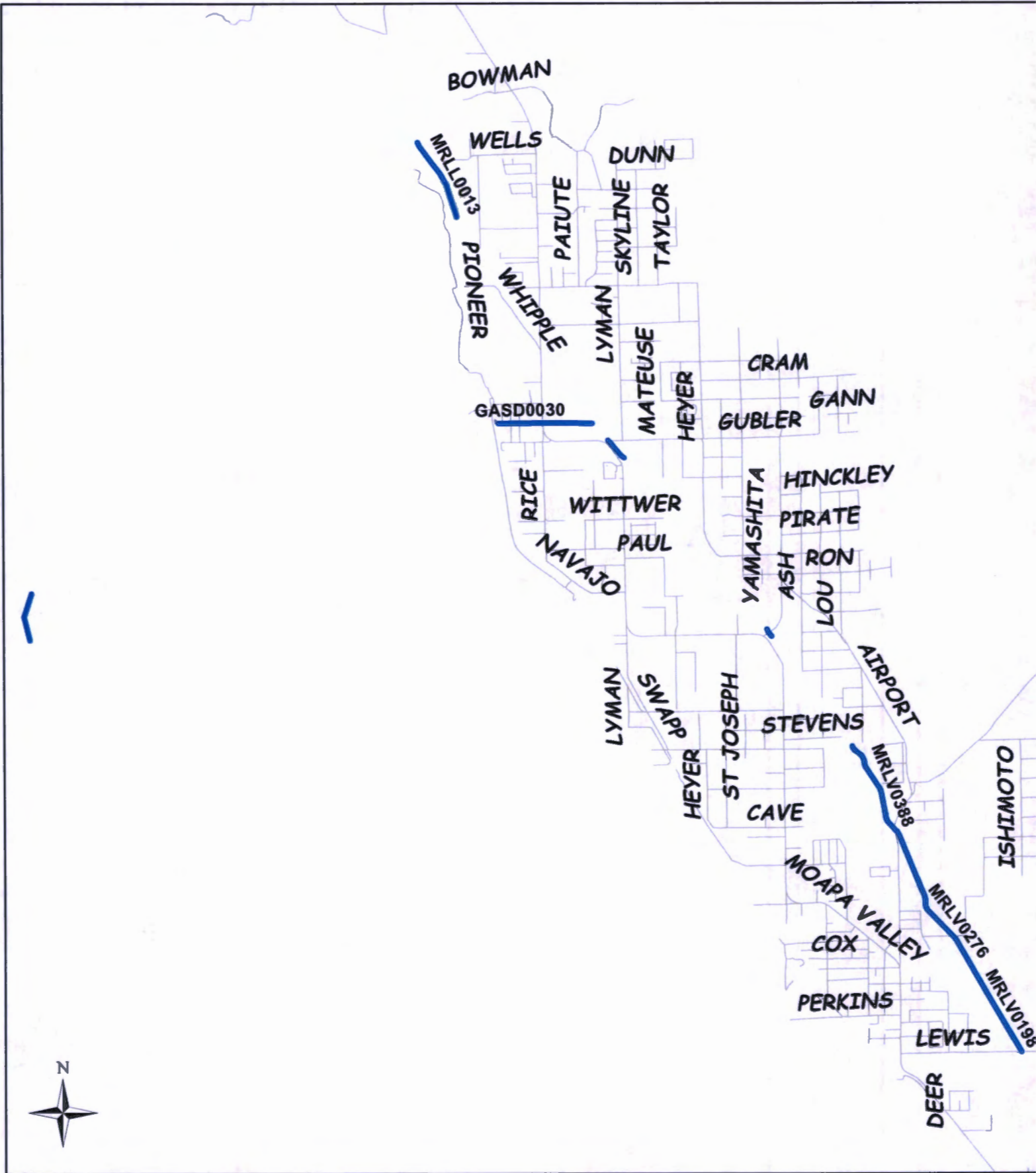


Legend



-  Channels/Storm Drains
-  Basins

LAUGHLIN WASHES





Legend

-  Channels/Storm Drains
-  Basins

MOAPA VALLEY WASHES





Legend

 Channels/Strom Drains

SEARCHLIGHT WASHES



The information portrayed is for display purposes only. Due to the ever changing nature of the data, no liability is assumed as to the accuracy of the data delineated herein. Printed: April 26, 2017

CLARK COUNTY
REGIONAL FLOOD CONTROL DISTRICT

AGENDA ITEM

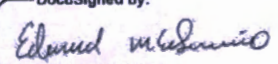
SUBJECT: ANNUAL MAINTENANCE WORK PROGRAM 2019-2020
PETITIONER: CITY OF HENDERSON
RECOMMENDATION OF PETITIONER: IT IS RECOMMENDED THAT THE CLARK COUNTY REGIONAL FLOOD CONTROL DISTRICT APPROVE THIS INTERLOCAL CONTRACT FOR THE MAINTENANCE OF REGIONAL FLOOD CONTROL FACILITIES FOR FY 2019-2020 (FOR POSSIBLE ACTION)

FISCAL IMPACT: The 2019-2020 Interlocal Contract is for \$2,250,700

BACKGROUND:

The 2019-2020 Maintenance Work Program has been developed to maintain Regional Flood Control facilities within the City of Henderson. The locations of the facilities to be maintained are shown on Exhibit "A" of the proposed Interlocal Agreement and the work to be performed is described in the work program which is attached.

Respectfully submitted,

DocuSigned by:

 046713FB96714C2...
 Edward McGuire
 Director of Public Works

TAC AGENDA ITEM # 09 Date: 05/30/19	RFCD AGENDA ITEM # Date: 06/13/19
CAC AGENDA ITEM # 09 Date: 06/03/19	

AJ:mvp
April 24, 2019

**INTERLOCAL CONTRACT
ANNUAL MAINTENANCE WORK PROGRAM**

This CONTRACT, made and entered into this ____ day of _____, 2019, by and between the CITY OF HENDERSON, a political subdivision of the State of Nevada, hereinafter referred to as "CITY", and the CLARK COUNTY REGIONAL FLOOD CONTROL DISTRICT, hereinafter referred to as "DISTRICT".

WITNESSETH:

WHEREAS, pursuant to Chapter 543 of the Nevada Revised Statutes, the DISTRICT may approve and fund projects to maintain flood control improvements; and

WHEREAS, pursuant to NRS 277.180 any one or more public agencies may contract with one or more other public agencies to perform any governmental service, activity or undertaking which any of the public agencies is authorized by law to perform; and

WHEREAS, the CITY desires to maintain flood control improvements within the CITY in accordance with the maintenance program set forth herein, and hereinafter referred to as "Project"; and

WHEREAS, the facilities upon which maintenance will be performed are facilities described in the DISTRICT'S Master Plan.

NOW, THEREFORE, in consideration of the covenants, conditions, agreements, and promises of the parties hereto, the DISTRICT authorizes the Project as it is mutually understood and agreed as follows:

SECTION I - SCOPE OF PROJECT

This Interlocal Contract applies to the maintenance of flood control facilities, which are identified in the DISTRICT'S Master Plan facilities including updates and amendments subsequently approved. The basic maintenance of the facilities will be in accordance with performance standards set forth in the current DISTRICT *Operations and Maintenance Manual*.

The Project is more specifically described in Exhibit "A" which is attached hereto and by this reference incorporated herein.

SECTION II - PROJECT COSTS

The DISTRICT agrees to make payment for Project costs within the limits specified below:

1. The Project costs shall not exceed \$2,250,700.00.

The amounts allocated to each individual facility within the Project must be specified in Exhibit "A". Any changes to said allocated amounts must be approved by the DISTRICT'S Chief Engineer in accordance with Section 4.24 of the DISTRICT *Operations and Maintenance Manual*.

A written request must be made to the DISTRICT and a Supplemental Interlocal Contract approved to increase the amount noted above prior to payment of any additional funds.

2. The CITY and DISTRICT will comply with Section 4.12 of the *Operations and Maintenance Manual*. In accordance with said manual the CITY shall submit invoices together with a detailed summary report of the maintenance service performed. The CITY shall submit an invoice voucher in the manner prescribed by the DISTRICT. The vouchers shall include such information as is necessary for the DISTRICT to determine the nature of all expenditures. Each voucher will clearly indicate that it is for services rendered in performance under this contract. Each voucher will also be accompanied by a written certification from the CITY stating that it is for performance of maintenance activities under this contract and is composed of completed elements set forth in the annual work program.

All invoices must be submitted for payment to:

Clark County Regional Flood Control District
Accounts Payable
600 S. Grand Central Parkway, Suite 300
Las Vegas, Nevada 89106-4511

Payment shall be considered timely if made by the DISTRICT within 30 days of receipt of the invoice. Pursuant to Section IV, Paragraph 8, the DISTRICT may, in its sole discretion, withhold payments to the CITY for services rendered if the CITY fails to satisfactorily comply with any term or condition of this contract and/or the DISTRICT *Operations and Maintenance Manual*.

SECTION III - PROJECT TIME

The CITY agrees to perform the Project to the satisfaction of the DISTRICT between July 1, 2019 and June 30, 2020. The DISTRICT may grant extensions or terminate this contract and require all sums advanced to the CITY to be repaid if the CITY fails to perform by said date.

SECTION IV - GENERAL

1. The CITY will complete the Project as set forth in Exhibit "A". The CITY staff personnel responsible for coordination of work under this contract are as listed below:

Edward McGuire, P.E., Director - Public Works
Albert J. Jankowiak, P.E., CFM, Project Engineer III-Public Works

It is understood that staff named above will be responsible for work coordination throughout the period of this contract unless the DISTRICT is informed in writing of changes in these personnel assignments.

2. The CITY will comply with the applicable provisions of the Local Government Purchasing Act, Chapter 332 and Public Works, Chapter 338, of the Nevada Revised Statutes.

3. Applicable portions of the current editions of the *Operations and Maintenance Manual*, *Policies and Procedures Manual*, *Hydrologic Criteria and Drainage Design Manual*, and *Uniform Regulations for the Control of Drainage* adopted by the DISTRICT will apply unless specifically superseded by this CONTRACT.

4. It is the intent of the DISTRICT that scheduling of maintenance and repair of drainage and flood control facilities in general and Master Plan Facilities specifically be coordinated among member entities. Therefore, in those cases where Master Plan approved, and DISTRICT-funded projects have regional flood control significance impacting more than one member entity, the CITY will allow all impacted member entities an opportunity to review the maintenance schedule in order to coordinate maintenance efforts.

5. The Chief Engineer or designee of the DISTRICT shall be responsible for monitoring the performance of the CITY, approval for payment of billings and expenses submitted by the CITY and the

acceptance of any report provided by the CITY. The CITY shall be responsible for monitoring performance of CITY staff or private contractors.

6. Accurate documentation of all work performed and payments made shall be maintained by the CITY for a period of three (3) years in hard copy form after final project approval and payments.

Following the three year period, the CITY shall keep records for permanent storage in original form, in microfilm/fiche media, or an electronic format in accordance with the CITY Record Retention Schedule.

7. The CITY shall provide right of access to its facilities to the DISTRICT or Chief Engineer at all reasonable times, in order to monitor and evaluate performance, compliance, and/or quality assurance under this contract.

8. In the event the CITY fails to perform the maintenance according to the standards specified in this contract and the DISTRICT *Operations and Maintenance Manual*, the DISTRICT may perform or cause to be performed the maintenance necessary to assure proper operation of the facility. Costs incurred by the DISTRICT shall be reimbursed by the CITY or be deducted from the amount authorized by this contract. The DISTRICT may not exercise this right without giving the CITY specific written notice of the maintenance required and allowing the CITY 60 days within which to perform said maintenance. The notice required by this provision must be sent to:

Edward McGuire, P.E., Director - Public Works
Albert J. Jankowiak, P.E., CFM, Project Engineer III-Public Works

9. The records of the CITY and/or private contractors pertaining to the subject matter of this contract shall at all reasonable times be subject to inspection and audit by the DISTRICT or an Agent of the DISTRICT.

10. If any provision of this contract shall be deemed in conflict with any statute or rule of law, such provision shall be deemed modified to be in conformance with said statute or rule of law.

11. The CITY, its employees, and representative shall at all times comply with all applicable laws, ordinances, statutes, rules, and regulations in effect at the time work is performed.

12. The CITY hereby agrees to reimburse the DISTRICT if funds are received from other sources for maintenance and repair of drainage and flood control facilities paid for by the DISTRICT.

13. The DISTRICT will not be responsible for any fines and/or penalties caused by the actions or inactions of CITY employees, consultants, contractors, or agents.

14. Any costs found to be improperly allocated to the Project will be refunded by the CITY to the DISTRICT.

15. It is specifically understood and agreed to by and between the parties hereto that it is not intended by any of the provisions of any part of this contract to create in the public or any member thereof a third party beneficiary hereunder, or to authorize anyone not a party to this contract to maintain a suit for personal injuries or property damage pursuant to the terms or provisions of this contract.

16. Up to the limits set forth in NRS Chapter 41, the CITY will indemnify and defend the DISTRICT against and from any and all claims and demands of whatsoever nature which arises out of allegations of negligence or misconduct of CITY officers, employees or agents, related to or under this Contract which results from injury to or death of any persons whomsoever, or against and from damage to or loss or destruction of property.

17. This agreement shall be construed and interpreted in accordance with the laws of the State of Nevada.

THE REMAINDER OF THIS PAGE IS INTENTIONALLY LEFT BLANK

IN WITNESS WHEREOF, this Interlocal Contract is hereby executed as of the date first set forth above.

Date of District Action:

REGIONAL FLOOD CONTROL DISTRICT

ATTEST:

BY: LAWRENCE L. BROWN III, Chair

DEANNA HUGHES, Secretary to the Board

Approved as to Form:

BY: CHRISTOPHER FIGGINS
Chief Deputy District Attorney

Date of Council Action:

CITY OF HENDERSON

Richard A. Derrick, City Manager/CEO

ATTEST:

Approved as to Form:

Sabrina Mercadante, MMC, City Clerk

Nicholas G. Vaskov, City Attorney

Approved as to Funding:

Approved as to Content:

Jim McIntosh
Finance Director
Chief Financial Officer

Edward McGuire
Director of Public Works

**CITY OF HENDERSON
MAINTENANCE WORK PROGRAM
ANNUAL BUDGET 2019-2020**

Master Plan Facility ID	MWP Facility Number	Facility Description	Cost
C1CH 0000-0452, C1CT 0000-0075, C1DC 0000-0303, C1E1 0000-0065, C1EQ 0000-0297, C1FK 0000-0073, C1H1 0000-0003, C1H2 0000-0001, C1HV 0000-0300, C1IT 0273, C1LM 0000-0130, C1RT 0001-0044, LLMW 0000, LLMW 0129, LLMW 0203	HN65	C1 NORTH	363,500.00
C1BH 0000-0214, C1CH 0455-0674, C1CH 0711, C1CH 0742-1138, C1GW 0000-0081, C1U1 0000-0062, C1US 0000-0078	HN66	C1 SOUTH	278,000.00
PTBR 0067-0175, PTGB 0058-0249, PTVW 0000-0187	HN67	PITTMAN CENTRAL NE	144,300.00
PTHR 0000-0210, PTIS 0000-0258, PTPD 0010-0063, PTRR 0000-0135, PTWH 0000-0116	HN68	PITTMAN CENTRAL SE	632,500.00
DCWA 0646-0670, PTDC 0026-0237, PTPE 0000-0166, PTRW 0000-0170, PTSW 0000-0129, PTWA 0000-0476, WWDC 0000-0109	HN69	PITTMAN CENTRAL NW	482,000.00
PTDW 0000-0088, PTFD 0000-0111, PTLM 0000-0078, PTMR 0000-0399, PTRE 0000-0267, PTST 0000-0170, PTVV 0000-0005	HN70	PITTMAN CENTRAL SW	80,000.00
PTAD 0000-0070, PTAN 0000-0280, PTAT 0000-0007, PTCR 0000-0036, PTDY 0000, PTEA 0493-0773, PTOG 0000-0016, PTPN 0000-0039, PTRD 0000-0055, PTSA 0000-0091, PTSE 0000-0346, PTSN 0000-0063, PTSS 0000-0012, PTWS 0000-0063	HN71	PITTMAN ANTHEM INSPIRADA	112,900.00
PTAP 0000-0191, PTEA 0000-0244, PTEA 0437-0439, PTGV 0000-0073, PTHD 0000-0020, PTPW 0000-0309, PTSH 0011-0084	HN72	PITTMAN SEVEN HILLS	114,000.00
DCLA 0035, DCN1 0000, PTBE 0140, PTN2 0000-0251, PTN3 0000, PTN5 0000, PTN6 0000, PTN7 0001, PTN8 0000-0039, PTN9 0000-0027, PTNO 0139-0195, PTSO 0104-0153, PTWA 0815-0983	HN73	PITTMAN WEST HENDERSON	43,500.00
		SUBTOTAL	\$2,250,700.00

EXHIBIT "A"

Albert J. Jankowiak
Project Manager

04/01/19
Date

**REGIONAL FLOOD CONTROL DISTRICT
MAINTENANCE WORK PROGRAM
ANNUAL BUDGET 2019-2020**

MWP Facility#: HN65

Entity: CITY OF HENDERSON

Facility Name: C1 NORTH

Date Prepared: 4/1/2019

C1CH 0000-0452, C1CT 0000-0075, C1DC 0000-0303, C1E1 0000-0065, C1EQ 0000-0297, C1FK 0000-0073, C1H1 0000-0003, C1H2 0000-0001, C1HV 0000-0300, C1IT 0273, C1LM 0000-0130, C1RT 0001-0044, LLMW 0000, LLMW 0129, LLMW 0203

MP Facility ID: C1RT 0001-0044, LLMW 0000, LLMW 0129, LLMW 0203

Force Account/Contract	Activity	Approved Work Plan Amount (\$)	Amended Work Plan Amount (\$)	Total Expenditures (\$)	Percent Complete	Scheduled Completion Date
3	Facility Assessment and Inventory	\$150,000.00		\$0.00	0%	
5	Inspect Channels	\$5,000.00		\$0.00	0%	
6	Inspect Levees/Detention and Debris Basins	\$10,000.00		\$0.00	0%	
8	Species Survey and Removal	\$10,000.00		\$0.00	0%	
10	Clean and Reshape Channels/Levees	\$40,500.00		\$0.00	0%	
15	Repair Lined Channel	\$29,000.00		\$0.00	0%	
20	Erosion Control and Repair	\$10,000.00		\$0.00	0%	
21	Provide/Maintain Dust Control	\$20,000.00		\$0.00	0%	
25	Clean Detention/Debris Basins	\$20,000.00		\$0.00	0%	
35	Fence Repair	\$19,000.00		\$0.00	0%	
40	Vegetation Control - Chemical					
45	Vegetation Control - Mechanical	\$29,000.00		\$0.00	0%	
50	Maintain Access Road	\$500.00		\$0.00	0%	
55	Clean & Inspect Inlet/Outlet Structures	\$3,000.00		\$0.00	0%	
60	Repair Inlet/Outlet Structures					
65	Clean Storm Sewer Lines					
70	Storm Sewer Repair					
75	Clean/Flush Culverts & Bridges	\$6,000.00		\$0.00	0%	
80	Miscellaneous Work Activities					
85	Engineering	\$5,000.00		\$0.00	0%	
90	Homeless Encampment Cleanup	\$6,500.00		\$0.00	0%	
	TOTALS	\$363,500.00	\$0.00	\$0.00		Jun-2020

Delays or Problem Areas:

Black Mountain DB Sediment and Debris Removal delayed due to Nevada Division of Environmental Protection and Clark County Department of Air Quality Issue.

Work completed during prior fiscal year:

Act 3 - Select a consultant to start the Asset Management Program for Regional Flood Control Facilities. Act 40, Act 45 - C1 Channel remove vegetation and re-establish flowline in natural portion of C1 Channel downstream of Tuscany subdivision. Act 15, Act 21, Act 25, Act 50 - East C -1 Detention Basin (C1DC 0302 and C1DC 0303); response to Nevada Division of Water Resources-Dam Safety Engineer's Office requirement of immediate action. Act 25 - Drake Channel Confluence. Other expenditures on this facility were for regular maintenance activities.

Work to be completed during current fiscal year:

Act 3 - Consultant to start the Asset Management Program for Regional Flood Control Facilities. Other budgeted funding to be expended on this facility for regular maintenance activities.

Consultant/
Contractor:
Project
Manager:

Albert J. Jankowiak

(702) 267-3024

**REGIONAL FLOOD CONTROL DISTRICT
MAINTENANCE WORK PROGRAM
ANNUAL BUDGET 2019-2020**

MWP Facility#: HN66

Entity: CITY OF HENDERSON

Facility Name: C1 SOUTH
C1BH 0000-0214, C1CH 0455-0674, C1CH 0711, C1CH 0742-1138, C1GW 0000-0081, C1U1 0000-0062, C1US 0000-0078

Date Prepared: 4/1/2019

Force Account/ Contract	Activity	Approved Work Plan Amount (\$)	Amended Work Plan Amount (\$)	Total Expenditures (\$)	Percent Complete	Scheduled Completion Date
3	Facility Assessment and Inventory	\$150,000.00		\$0.00	0%	
5	Inspect Channels	\$3,500.00		\$0.00	0%	
6	Inspect Levees/Detention and Debris Basins	\$5,000.00		\$0.00	0%	
8	Species Survey and Removal					
10	Clean and Reshape Channels/Levees	\$15,500.00		\$0.00	0%	
15	Repair Lined Channel	\$14,000.00		\$0.00	0%	
20	Erosion Control and Repair	\$10,000.00		\$0.00	0%	
21	Provide/Maintain Dust Control	\$10,000.00		\$0.00	0%	
25	Clean Detention/Debris Basins	\$10,000.00		\$0.00	0%	
35	Fence Repair	\$17,000.00		\$0.00	0%	
40	Vegetation Control - Chemical					
45	Vegetation Control - Mechanical	\$29,000.00		\$0.00	0%	
50	Maintain Access Road					
55	Clean & Inspect Inlet/Outlet Structures	\$500.00		\$0.00	0%	
60	Repair Inlet/Outlet Structures					
65	Clean Storm Sewer Lines					
70	Storm Sewer Repair					
75	Clean/Flush Culverts & Bridges	\$1,000.00		\$0.00	0%	
80	Miscellaneous Work Activities	\$5,000.00		\$0.00	0%	
85	Engineering	\$1,000.00		\$0.00	0%	
90	Homeless Encampment Cleanup	\$6,500.00		\$0.00		
TOTALS		\$278,000.00	\$0.00	\$0.00		Jun-2020

Delays or Problem Areas:

Work completed during prior fiscal year:

Act 3 - Select a consultant to start the Asset Management Program for Regional Flood Control Facilities. Act 21, Act 25 and Act 85 - Completed remainder of Mission Hills Detention Basin debris and sediment removal at C1CH 0854. Other expenditures on this facility were for regular maintenance activities.

Work to be completed during current fiscal year:

Act 3 - Consultant to start the Asset Management Program for Regional Flood Control Facilities. Other budgeted funding to be expended on this facility for regular maintenance activities.

Consultant/
Contractor:
Project
Manager:

Albert J. Jankowiak

(702) 267-3024

REGIONAL FLOOD CONTROL DISTRICT
 MAINTENANCE WORK PROGRAM
 ANNUAL BUDGET 2019-2020

MWP Facility#: HN67
 Facility Name: PITTMAN CENTRAL NE
 MP Facility ID: PTBR 0067-0175, PTGB 0058-0249, PTVW 0000-0187

Entity: CITY OF HENDERSON
 Date Prepared: 4/1/2019

Force Account/ Contract	Activity	Approved Work Plan Amount (\$)	Amended Work Plan Amount (\$)	Total Expenditures (\$)	Percent Complete	Scheduled Completion Date
3	Facility Assessment and Inventory					
5	Inspect Channels	\$1,800.00		\$0.00	0%	
6	Inspect Levees/Detention and Debris Basins	\$2,000.00		\$0.00	0%	
8	Species Survey and Removal					
10	Clean and Reshape Channels/Levees	\$30,500.00		\$0.00	0%	
15	Repair Lined Channel	\$9,000.00		\$0.00	0%	
20	Erosion Control and Repair	\$1,000.00		\$0.00	0%	
21	Provide/Maintain Dust Control	\$2,000.00		\$0.00	0%	
25	Clean Detention/Debris Basins	\$50,000.00		\$0.00	0%	
35	Fence Repair	\$17,000.00		\$0.00	0%	
40	Vegetation Control - Chemical					
45	Vegetation Control - Mechanical	\$29,000.00		\$0.00	0%	
50	Maintain Access Road					
55	Clean & Inspect Inlet/Outlet Structures					
60	Repair Inlet/Outlet Structures					
65	Clean Storm Sewer Lines					
70	Storm Sewer Repair					
75	Clean/Flush Culverts & Bridges	\$1,000.00		\$0.00	0%	
80	Miscellaneous Work Activities					
85	Engineering	\$1,000.00		\$0.00	0%	
90	Homeless Encampment Cleanup					
TOTALS		\$144,300.00	\$0.00	\$0.00		Jun-2020

Delays or Problem Areas:

Work completed during prior fiscal year:

Expenditures on this facility were for regular maintenance activities.

Work to be completed during current fiscal year:

Budgeted funding to be expended on this facility for regular maintenance activities.

Consultant/
 Contractor:
 Project
 Manager: Albert J. Jankowiak

(702) 267-3024

**REGIONAL FLOOD CONTROL DISTRICT
MAINTENANCE WORK PROGRAM
ANNUAL BUDGET 2019-2020**

MWP Facility#: HN68
Facility Name: PITTMAN CENTRAL SE

Entity: CITY OF HENDERSON
Date Prepared: 4/1/2019

MP Facility ID: PTHR 0000-0210, PTIS 0000-0258, PTPD 0010-0063, PTRR 0000-0135, PTWH 0000-0116

Force Account/Contract	Activity	Approved Work Plan Amount (\$)	Amended Work Plan Amount (\$)	Total Expenditures (\$)	Percent Complete	Scheduled Completion Date
3	Facility Assessment and Inventory					
5	Inspect Channels	\$2,000.00		\$0.00	0%	
6	Inspect Levees/Detention and Debris Basins	\$1,000.00		\$0.00	0%	
8	Species Survey and Removal					
10	Clean and Reshape Channels/Levees	\$20,500.00		\$0.00	0%	
15	Repair Lined Channel	\$459,000.00		\$0.00	0%	
20	Erosion Control and Repair					
21	Provide/Maintain Dust Control	\$2,000.00		\$0.00	0%	
25	Clean Detention/Debris Basins					
35	Fence Repair	\$14,000.00		\$0.00	0%	
40	Vegetation Control - Chemical					
45	Vegetation Control - Mechanical	\$49,000.00		\$0.00	0%	
50	Maintain Access Road					
55	Clean & Inspect Inlet/Outlet Structures					
60	Repair Inlet/Outlet Structures					
65	Clean Storm Sewer Lines					
70	Storm Sewer Repair					
75	Clean/Flush Culverts & Bridges	\$1,000.00		\$0.00	0%	
80	Miscellaneous Work Activities					
85	Engineering	\$77,500.00		\$0.00	0%	
90	Homeless Encampment Cleanup	\$6,500.00		\$0.00		
TOTALS		\$632,500.00	\$0.00	\$0.00		Jun-2020

Delays or Problem Areas:

I-515 Channel repair delayed due to the need for additional engineering analysis prior to construction.

Work completed during prior fiscal year:

Expenditures on this facility were for regular maintenance activities.

Work to be completed during current fiscal year:

Act 15, Act 85 - I-515 Channel (PTIS 0029-0166); re-establish the channel and repair the reno mattresses along the I-515 near Horizon and Horizon Ridge. Budgeted funding to be expended on this facility for regular maintenance activities.

Consultant/
Contractor:
Project
Manager: Albert J. Jankowiak

(702) 267-3024

**REGIONAL FLOOD CONTROL DISTRICT
MAINTENANCE WORK PROGRAM
ANNUAL BUDGET 2019-2020**

MWP Facility#: HN69
 Facility Name: PITTMAN CENTRAL NW
 DCWA 0646-0670, PTDC 0026-0237, PTPE 0000-0166, PTRW 0000-0170, PTSW 0000-0129,
 MP Facility ID: PTWA 0000-0476, WWDC 0000-0109

Entity: CITY OF HENDERSON
 Date Prepared: 4/1/2019

Force Account/ Contract	Activity	Approved Work Plan Amount (\$)	Amended Work Plan Amount (\$)	Total Expenditures (\$)	Percent Complete	Scheduled Completion Date
3	Facility Assessment and Inventory					
5	Inspect Channels	\$6,500.00		\$0.00	0%	
6	Inspect Levees/Detention and Debris Basins	\$2,000.00		\$0.00	0%	
8	Species Survey and Removal					
10	Clean and Reshape Channels/Levees	\$40,500.00		\$0.00	0%	
15	Repair Lined Channel	\$29,000.00		\$0.00	0%	
20	Erosion Control and Repair	\$30,000.00		\$0.00	0%	
21	Provide/Maintain Dust Control	\$5,500.00		\$0.00	0%	
25	Clean Detention/Debris Basins	\$2,000.00		\$0.00	0%	
35	Fence Repair	\$17,000.00		\$0.00	0%	
40	Vegetation Control - Chemical	\$5,000.00		\$0.00	0%	
45	Vegetation Control - Mechanical	\$29,000.00		\$0.00	0%	
50	Maintain Access Road					
55	Clean & Inspect Inlet/Outlet Structures					
60	Repair Inlet/Outlet Structures	\$250,000.00		\$0.00	0%	
65	Clean Storm Sewer Lines					
70	Storm Sewer Repair					
75	Clean/Flush Culverts & Bridges	\$1,000.00		\$0.00	0%	
80	Miscellaneous Work Activities	\$500.00		\$0.00	0%	
85	Engineering	\$57,500.00		\$0.00	0%	
90	Homeless Encampment Cleanup	\$6,500.00		\$0.00		
TOTALS		\$482,000.00	\$0.00	\$0.00		Jun-2020

Delays or Problem Areas:

Work completed during prior fiscal year:

Act 15 - Whitney Channel (WWDC 0054-0055); Repair approximately 150 feet of lined channel. Act 85 - Sandwedge Channel (PTSW 0019); Engineering evaluation recommendation and construction estimate for repair on the culvert headwall. Other expenditures on this facility were for regular maintenance activities.

Work to be completed during current fiscal year:

Act 15, Act 85 - Construction and repair of culvert headwall at Sandwedge Channel. Act 85 - Structural review and recommendations for repair of energy dissipator (PTWA 0078) and prepare plans for repair of unlined embankment at PTWA 0346. Other budgeted funding to be expended on this facility for regular maintenance activities.

Consultant/
 Contractor:
 Project
 Manager: Albert J. Jankowiak

(702) 267-3024

**REGIONAL FLOOD CONTROL DISTRICT
MAINTENANCE WORK PROGRAM
ANNUAL BUDGET 2019-2020**

MWP Facility#: HN70
 Facility Name: PITTMAN CENTRAL SW
 MP Facility ID: PTDW 0000-0088, PTFD 0000-0111, PTLM 0000-0078, PTMR 0000-0399, PTRE 0000-0267, PTST 0000-0170, PTVV 0000-0005

Entity: CITY OF HENDERSON
 Date Prepared: 4/1/2019

Force Account/Contract	Activity	Approved Work Plan Amount (\$)	Amended Work Plan Amount (\$)	Total Expenditures (\$)	Percent Complete	Scheduled Completion Date
3	Facility Assessment and Inventory					
5	Inspect Channels	\$2,500.00		\$0.00	0%	
6	Inspect Levees/Detention and Debris Basins					
8	Species Survey and Removal					
10	Clean and Reshape Channels/Levees	\$20,500.00		\$0.00	0%	
15	Repair Lined Channel	\$9,000.00		\$0.00	0%	
20	Erosion Control and Repair					
21	Provide/Maintain Dust Control	\$1,000.00		\$0.00	0%	
25	Clean Detention/Debris Basins	\$5,000.00		\$0.00	0%	
35	Fence Repair	\$11,000.00		\$0.00	0%	
40	Vegetation Control - Chemical					
45	Vegetation Control - Mechanical	\$29,000.00		\$0.00	0%	
50	Maintain Access Road					
55	Clean & Inspect Inlet/Outlet Structures					
60	Repair Inlet/Outlet Structures					
65	Clean Storm Sewer Lines					
70	Storm Sewer Repair					
75	Clean/Flush Culverts & Bridges	\$1,000.00		\$0.00	0%	
80	Miscellaneous Work Activities					
85	Engineering	\$1,000.00		\$0.00	0%	
90	Homeless Encampment Cleanup					
TOTALS		\$80,000.00	\$0.00	\$0.00		Jun-2020

Delays or Problem Areas:

Work completed during prior fiscal year:

Expenditures on this facility were for regular maintenance activities.

Work to be completed during current fiscal year:

Budgeted funding to be expended on this facility for regular maintenance activities.

Consultant/
 Contractor:
 Project
 Manager: Albert J. Jankowiak

(702) 267-3024

REGIONAL FLOOD CONTROL DISTRICT
 MAINTENANCE WORK PROGRAM
 ANNUAL BUDGET 2019-2020

MWP Facility#: HN71
 Facility Name: PITTMAN ANTHEM INSPIRADA

Entity: CITY OF HENDERSON
 Date Prepared: 4/1/2019

MP Facility ID: PTAD 0000-0070, PTAN 0000-0280, PTAT 0000-0007, PTCR 0000-0036, PTDY 0000, PTEA 0483-0773, PTOG 0000-0016, PTPN 0000-0039, PTRD 0000-0055, PTSA 0000-0091, PTSE 0000-0346, PTSN 0000-0063, PTSS 0000-0012, PTWS 0000-0063

Force Account/ Contract	Activity	Approved Work Plan Amount (\$)	Amended Work Plan Amount (\$)	Total Expenditures (\$)	Percent Complete	Scheduled Completion Date
3	Facility Assessment and Inventory					
5	Inspect Channels	\$5,000.00		\$0.00	0%	
6	Inspect Levees/Detention and Debris Basins	\$5,000.00		\$0.00	0%	
8	Species Survey and Removal					
10	Clean and Reshape Channels/Levees	\$20,500.00		\$0.00	0%	
15	Repair Lined Channel	\$9,000.00		\$0.00	0%	
20	Erosion Control and Repair					
21	Provide/Maintain Dust Control	\$5,000.00		\$0.00	0%	
25	Clean Detention/Debris Basins	\$15,000.00		\$0.00	0%	
35	Fence Repair	\$14,000.00		\$0.00	0%	
40	Vegetation Control - Chemical					
45	Vegetation Control - Mechanical	\$29,000.00		\$0.00	0%	
50	Maintain Access Road	\$500.00		\$0.00	0%	
55	Clean & Inspect Inlet/Outlet Structures	\$2,500.00		\$0.00	0%	
60	Repair Inlet/Outlet Structures					
65	Clean Storm Sewer Lines	\$1,000.00		\$0.00	0%	
70	Storm Sewer Repair					
75	Clean/Flush Culverts & Bridges	\$2,000.00		\$0.00	0%	
80	Miscellaneous Work Activities	\$400.00		\$0.00	0%	
85	Engineering	\$4,000.00		\$0.00	0%	
90	Homeless Encampment Cleanup					
TOTALS		\$112,900.00	\$0.00	\$0.00		Jun-2020

Delays or Problem Areas:

Work completed during prior fiscal year:

Expenditures on this facility were for regular maintenance activities.

Work to be completed during current fiscal year:

Budgeted funding to be expended on this facility for regular maintenance activities.

Consultant/
 Contractor:
 Project
 Manager: Albert J. Jankowiak

(702) 267-3024

**REGIONAL FLOOD CONTROL DISTRICT
MAINTENANCE WORK PROGRAM
ANNUAL BUDGET 2019-2020**

MWP Facility#: HN72
 Facility Name: PITTMAN SEVEN HILLS
 MP Facility ID: 0000-0309, PTSH 0011-0084

Entity: CITY OF HENDERSON
 Date Prepared: 4/1/2019

PTAP 0000-0191, PTEA 0000-0244, PTEA 0437-0439, PTGV 0000-0073, PTHD 0000-0020, PTPW

Force Account/Contract	Activity	Approved Work Plan Amount (\$)	Amended Work Plan Amount (\$)	Total Expenditures (\$)	Percent Complete	Scheduled Completion Date
3	Facility Assessment and Inventory					
5	Inspect Channels	\$2,500.00		\$0.00	0%	
6	Inspect Levees/Detention and Debris Basins	\$6,000.00		\$0.00	0%	
8	Species Survey and Removal					
10	Clean and Reshape Channels/Levees	\$20,500.00		\$0.00	0%	
15	Repair Lined Channel	\$19,000.00		\$0.00	0%	
20	Erosion Control and Repair					
21	Provide/Maintain Dust Control	\$10,000.00		\$0.00	0%	
25	Clean Detention/Debris Basins	\$10,000.00		\$0.00	0%	
35	Fence Repair	\$14,000.00		\$0.00	0%	
40	Vegetation Control - Chemical					
45	Vegetation Control - Mechanical	\$29,000.00		\$0.00	0%	
50	Maintain Access Road					
55	Clean & Inspect Inlet/Outlet Structures					
60	Repair Inlet/Outlet Structures					
65	Clean Storm Sewer Lines					
70	Storm Sewer Repair					
75	Clean/Flush Culverts & Bridges	\$1,000.00		\$0.00	0%	
80	Miscellaneous Work Activities					
85	Engineering	\$2,000.00		\$0.00	0%	
90	Homeless Encampment Cleanup					
TOTALS		\$114,000.00	\$0.00	\$0.00		Jun-2020

Delays or Problem Areas:

Work completed during prior fiscal year:

Act 45 - Pittman Anthem Parkway Channel (PTAP 0005-0045); vegetation removal and disposal. Other expenditures on this facility were for regular maintenance activities.

Work to be completed during current fiscal year:

Budgeted funding to be expended on this facility for regular maintenance activities.

Consultant/
 Contractor:
 Project
 Manager: Albert J. Jankowiak

(702) 267-3024

**REGIONAL FLOOD CONTROL DISTRICT
MAINTENANCE WORK PROGRAM
ANNUAL BUDGET 2019-2020**

MWP Facility#: HN73
 Facility Name: PITTMAN WEST HENDERSON

Entity: CITY OF HENDERSON
 Date Prepared: 4/1/2019

MP Facility ID: DCLA 0035, DCN1 0000, PTBE 0140, PTN2 0000-0251, PTN3 0000, PTN5 0000, PTN6 0000, PTN7 0001, PTN8 0000-0039, PTN9 0000-0027, PTNO 0139-0195, PTSO 0104-0153, PTWA 0815-0983

Force Account/ Contract	Activity	Approved Work Plan Amount (\$)	Amended Work Plan Amount (\$)	Total Expenditures (\$)	Percent Complete	Scheduled Completion Date
3	Facility Assessment and Inventory					
5	Inspect Channels	\$500.00		\$0.00	0%	
6	Inspect Levees/Detention and Debris Basins	\$5,000.00		\$0.00	0%	
8	Species Survey and Removal					
10	Clean and Reshape Channels/Levees	\$5,000.00		\$0.00	0%	
15	Repair Lined Channel					
20	Erosion Control and Repair					
21	Provide/Maintain Dust Control					
25	Clean Detention/Debris Basins	\$10,000.00		\$0.00	0%	
35	Fence Repair	\$1,000.00		\$0.00	0%	
40	Vegetation Control - Chemical					
45	Vegetation Control - Mechanical	\$20,000.00				
50	Maintain Access Road					
55	Clean & Inspect Inlet/Outlet Structures					
60	Repair Inlet/Outlet Structures					
65	Clean Storm Sewer Lines					
70	Storm Sewer Repair					
75	Clean/Flush Culverts & Bridges	\$1,000.00				
80	Miscellaneous Work Activities					
85	Engineering	\$1,000.00		\$0.00	0%	
90	Homeless Encampment Cleanup					
TOTALS		\$43,500.00	\$0.00	\$0.00		Jun-2020

Delays or Problem Areas:

Work completed during prior fiscal year:

Expenditures on this facility were for regular maintenance activities.

Work to be completed during current fiscal year:

Budgeted funding to be expended on this facility for regular maintenance activities.

Consultant/
 Contractor:
 Project
 Manager: Albert J. Jankowiak

(702) 267-3024



City of Henderson

Clark County
Regional Flood
Control District
Maintenance Work Program
2019 / 2020



Legend

- Regional Facilities**
- C-1 CHANNEL
 - Detention Basins
- HN NUMBERS**
- HN65
 - HN66
 - HN67
 - HN68
 - HN70
 - HN71
 - HN72
 - HN73
- Henderson Street Center Lines
- City Limits



Note: PTGB0047 - PTGB0054 are maintained by Desert Canyon HOA

AUTHOR: RLW	DATE: 4/8/2019
----------------	-------------------

CLARK COUNTY
REGIONAL FLOOD CONTROL DISTRICT

AGENDA ITEM

SUBJECT:
2019-2020 ANNUAL MAINTENANCE WORK PROGRAM BUDGET

PETITIONER: MIKE JANSSEN, DIRECTOR
CITY OF LAS VEGAS – DEPARTMENT OF PUBLIC WORKS

RECOMMENDATION OF PETITIONER:
IT IS RECOMMENDED THAT THE CLARK COUNTY REGIONAL FLOOD CONTROL DISTRICT APPROVE THIS INTERLOCAL CONTRACT FOR THE MAINTENANCE OF REGIONAL FLOOD CONTROL FACILITIES FOR THE FY 2019-2020 (FOR POSSIBLE ACTION).

FISCAL IMPACT: \$2,825,000.00

BACKGROUND:

The FY 2019-2020 Maintenance Work Program has been developed to maintain Regional Flood Control Facilities within the City of Las Vegas. The locations of the facilities to be maintained are shown on Exhibit "A" of the proposed Interlocal Agreement, and the work to be performed is described in the work program which is attached.

Respectfully submitted,



Mike Janssen, Director
Department of Public Works

TAC AGENDA ITEM # 09 Date: 05/30/19	RFCD AGENDA ITEM # Date: 06/13/19
CAC AGENDA ITEM #09 Date: 06/03/19	

**INTERLOCAL CONTRACT
ANNUAL MAINTENANCE WORK PROGRAM**

THIS CONTRACT, made and entered into this ____ day of _____, 2019, by and between the CITY OF LAS VEGAS, a political subdivision of the State of Nevada, hereinafter referred to as "CITY", and the CLARK COUNTY REGIONAL FLOOD CONTROL DISTRICT, hereinafter referred to as "DISTRICT".

WITNESSETH:

WHEREAS, pursuant to Chapter 543 of the Nevada Revised Statutes, the DISTRICT may approve and fund projects to maintain flood control improvements; and

WHEREAS, pursuant to NRS 277.180 any one or more public agencies may contract with one or more other public agencies to perform any governmental service, activity or undertaking which any of the public agencies is authorized by law to perform; and

WHEREAS, the CITY desires to maintain flood control improvements within the CITY in accordance with the maintenance program set forth herein, and hereinafter referred to as "Project"; and

WHEREAS, the facilities upon which maintenance will be done are facilities described in the DISTRICT'S Master Plan.

NOW, THEREFORE, in consideration of the covenants, conditions, agreements, and promises of the parties hereto, the DISTRICT authorizes the Project as it is mutually understood and agreed as follows:

SECTION I - SCOPE OF PROJECT

This Interlocal Contract applies to the maintenance of flood control facilities, which are identified in the DISTRICT'S Master Plan facilities including updates and amendments subsequently approved. The basic maintenance to the facilities will be in accordance with performance standards set forth in the current DISTRICT *Operations and Maintenance Manual*.

The Project is more specifically described in Exhibit "A" which is attached hereto and by this reference incorporated herein.

SECTION II - PROJECT COSTS

The DISTRICT agrees to make payment for Project costs within the limits specified below:

1. The Project costs shall not exceed \$2,825,000.00.

The amounts allocated to each individual facility within the Project must be specified in Exhibit "A". Any changes to said allocated amounts must be approved by the DISTRICT'S Chief Engineer in accordance with Section 4.24 of the DISTRICT *Operations and Maintenance Manual*.

A written request must be made to the DISTRICT and a Supplemental Interlocal Contract approved to increase the amount noted above prior to payment of any additional funds.

2. The CITY and DISTRICT will comply with Section 4.12 of the *Operations and Maintenance Manual*. In accordance with said manual the CITY shall submit invoices together with a detailed summary report of the maintenance service performed. The CITY shall submit an invoice voucher in the manner prescribed by the DISTRICT. The vouchers shall include such information as is necessary for the DISTRICT to determine the nature of all expenditures. Each voucher will clearly indicate that it is for services rendered in performance under this contract. Each voucher will also be accompanied by a written certification from the CITY stating that it is for performance of maintenance activities under this contract and is composed of completed elements set forth in the annual work program.

All invoices must be submitted for payment to:

Clark County Regional Flood Control District
Accounts Payable
600 S. Grand Central Parkway, Suite 300
Las Vegas, Nevada 89106-4511

Payment shall be considered timely if made by the DISTRICT within 30 days. Pursuant to Section IV, Paragraph 8, the DISTRICT may, in its sole discretion, withhold payments to the CITY for services rendered if the CITY fails to satisfactorily comply with any term or condition of this contract and/or the DISTRICT *Operations and Maintenance Manual*.

SECTION III - PROJECT TIME

The CITY agrees to perform the Project to the satisfaction of the DISTRICT between July 1, 2019 and June 30, 2020. The DISTRICT may grant extensions or terminate this contract and require all sums advanced to the CITY to be repaid if the CITY fails to perform by said date.

SECTION IV - GENERAL

1. The CITY will complete the Project as set forth in Exhibit "A". The CITY staff personnel responsible for coordination of work under this contract are as listed below:

David N. Bowers, Director of Public Works

It is understood that staff named above will be responsible for work coordination throughout the period of this contract unless the DISTRICT is informed in writing of changes in these personnel assignments.

2. The CITY will comply with Local Purchasing Act, Chapter 332 and Public Works Projects, Chapter 338, of the Nevada Revised Statutes.

3. Applicable portions of the current editions of the *Operations and Maintenance Manual*, *Policies and Procedures Manual*, *Hydrologic Criteria and Drainage Design Manual*, and *Uniform Regulations for the Control of Drainage* adopted by the DISTRICT will apply unless specifically superseded by this CONTRACT.

4. It is the intent of the DISTRICT that scheduling of maintenance and repair of drainage and flood control facilities in general and Master Plan Facilities specifically be coordinated among member entities. Therefore, in those cases where Master Plan approved, and DISTRICT-funded projects have regional flood control significance impacting more than one member entity, the CITY will allow all impacted member entities an opportunity to review the maintenance schedule in order to coordinate maintenance efforts.

5. The Chief Engineer or designee of the DISTRICT shall be responsible for monitoring the performance of the CITY, approval for payment of billings and expenses submitted by the CITY and the acceptance of any report provided by the CITY. The CITY shall be responsible for monitoring performance of CITY staff or private contractors.

6. Accurate documentation of all work performed and payments made will be maintained by the CITY for a period of three (3) years in hard copy form after final project

approval and payments. Following the three year period, the CITY shall keep records for permanent storage in original form, in microfilm/fiche media, or an electronic format.

7. The CITY shall provide right of access to its facilities to the DISTRICT or Chief Engineer at all reasonable times, in order to monitor and evaluate performance, compliance, and/or quality assurance under this contract.

8. In the event the CITY fails to perform the maintenance according to the standards specified in this contract and in the DISTRICT *Operations and Maintenance Manual*, the DISTRICT may perform or cause to be performed the maintenance necessary to assure proper operation of the facility. Costs incurred by the DISTRICT shall be reimbursed by the CITY or be deducted from the amount authorized by this contract. The DISTRICT may not exercise this right without giving the CITY specific written notice of the maintenance required and allowing the CITY 60 days within which to perform said maintenance. The notice required by this provision must be sent to:

Mike Janssen
Director of Public Works
City of Las Vegas
333 North Rancho Drive
Las Vegas, Nevada 89106

9. The records of the CITY and/or private contractors pertaining to the subject matter of this contract shall at all reasonable times be subject to inspection and audit by the DISTRICT or an Agent of the DISTRICT.

10. If any provision of this contract shall be deemed in conflict with any statute or rule of law, such provision shall be deemed modified to be in conformance with said statute or rule of law.

11. The CITY, its employees, and representative shall at all times comply with all applicable laws, ordinances, statutes, rules, and regulations in effect at the time work is performed.

12. The CITY hereby agrees to reimburse the DISTRICT if funds are received from other sources for maintenance and repair of drainage and flood control facilities paid for by the DISTRICT.

13. The DISTRICT will not be responsible for any fines and/or penalties caused by the actions or inactions of CITY employees, consultants, contractors, or agents.

14. Any costs found to be improperly allocated to the Project will be refunded by the CITY to the DISTRICT.

15. It is specifically understood and agreed to by and between the parties hereto that it is not intended by any of the provisions of any part of this contract to create in the public or any member thereof a third party beneficiary hereunder, or to authorize anyone not a party to this contract to maintain a suit for personal injuries or property damage pursuant to the terms or provisions of this contract.

16. Up to the limits set forth in NRS Chapter 41, the CITY will indemnify and defend the DISTRICT against and from any and all claims and demands of whatsoever nature which arises out of allegations of negligence or misconduct of CITY officers, employees or agents, related to or under this Contract which results from injury to or death of any persons whomsoever, or against and from damage to or loss or destruction of property.

17. This agreement shall be construed and interpreted in accordance with the laws of the State of Nevada.

/

/

/

/

/

/

/

/

/

/

/

/

/

/

/

IN WITNESS WHEREOF, the Parties have caused this Interlocal Contract to be executed by their duly authorized representatives the day and year first above written.

Date of Council Action

Date of District Action

City of Las Vegas

Regional Flood Control District

By: _____
Carolyn G. Goodman, Mayor

By: _____
Lawrence L. Brown, III,
Chairman

Attest

Attest

By: _____
LuAnn Holmes
City Clerk

By: _____
Deanna Hughes
Secretary to the Board

Approved as to Form

Approved as to Form

By: _____
Deputy City Attorney Date

By: _____
Christopher Figgins Date
Chief Deputy District Attorney

CITY OF LAS VEGAS
 MAINTENANCE WORK PLAN SUMMARY
 FISCAL YEAR 2019 -2020

Master Plan Facility ID	MWP Facility Number	Facility Description	Cost
CACH, CABZ, CACN, LVBZ	LV51	Cedar Avenue Channel/Nellis System	\$100,000.00
GONO, GOSO, GOOF, GOCR, GOLM, GOBU, GOBW, APDG, APOF, APP1, GOTE, GO02, APNO, APSP, APBE, APSO, APMD, GOBE, GOL2, GOL3, GOL4, GOL5, APFH, APAD, APCB, APD3, GOWC, GODU, GOLB, GOLO, APNO, GOBX, APD2	LV52	Gowan/Angel Park/Lone Mountain System	\$700,000.00
LVLM, LVSR, LV15, LVOW, LVRA, LVPK	LV53	Lake Mead/Smoke Ranch/Washington System	\$100,000.00
LVMD	LV54	Las Vegas Wash System	\$700,000.00
LCME, MECH, MEAL, MEPA, MEOK	LV55	Meadows/Oakey System	\$100,000.00
LCLT, WAPR, FWUP, LVWH, FW15, FWOK, FWWL, FWCH, FWSH, LCLO, WAGC, CHRA, LCCH, FWRR, FWR2	LV56	Washington Avenue/Las Vegas Creek System	\$225,000.00
RCHO, ANWE, RCHB, RCBC, EKDB, GOAN, CNGT, CNKC, EKHU, BCHU, TSDB, MSNV, LVMJ, LVDE, LVMD, CN95, EKBU, RACO, BRDB, ANRB, CNWE, MOHU	LV57	US 95/Outer Beltway/Ann Road System	\$900,000.00
		TOTAL	\$2,825,000.00

Exhibit A

Oh Sang Kwon
 Engineering Project Manager

4/1/2019
 Date

**REGIONAL FLOOD CONTROL DISTRICT
MAINTENANCE WORK PROGRAM
ANNUAL BUDGET - FY 2019-20**

MWP Facility #: LV51
 Facility Name: Cedar Avenue Channel/Nellis System
 MP Facility ID: CACH 0000 - 0148,
CABZ 0000 - 0010, CACN 0000 - 0049,
LVBZ 0166 - 0223

Entity: City of Las Vegas
 Date Prepared: 4/1/2019

Force Account/Contract	Activity	Work Plan Amount (\$)	Amended Work Plan Amount (\$)	Expended To Date (\$)	Percent Complete	Scheduled Completion Date *
FA 03	Facility Assessment and Inventory	\$5,000.00				Jun-20
FA 05	Inspect Channels	\$1,000.00				Jun-20
	06 Inspect Levees/Detention and Debris Basins					
	08 Species Survey and Removal	\$5,000.00				Jun-20
FA 10	Clean and Reshape Channels/Levees	\$15,000.00				Jun-20
FA 15	Repair Lined Channel	\$5,000.00				Jun-20
	20 Erosion Control and Repair	\$10,000.00				Jun-20
	21 Provide/Maintain Dust Control					
	25 Clean Detention Debris Basins					
	35 Fence Repair	\$10,000.00				Jun-20
	40 Vegetation Control - Chemical	\$5,000.00				Jun-20
	45 Vegetation Control - Mechanical	\$10,000.00				Jun-20
	50 Maintain Access Road					
FA 55	Clean & Inspect Inlet/Outlet Structures	\$10,000.00				Jun-20
	60 Repair Inlet/Outlet Structures					
FA 65	Clean Storm Sewer Lines	\$2,000.00				Jun-20
FA 70	Storm Sewer Repair	\$1,000.00				Jun-20
FA 75	Clean/Flush Culverts & Bridges	\$2,000.00				Jun-20
FA 80	Miscellaneous Work Activities	\$13,000.00				Jun-20
FA 85	Engineering	\$1,000.00				Jun-20
FA 90	Homeless Encampment Cleanup	\$5,000.00				Jun-20
TOTALS		\$100,000.00	\$0.00	\$0.00	0.0%	

Delays or Problem Areas:

Work completed during prior Fiscal Year:
 Cleaned Cedar Avenue channel twice a year (CACH 0000-0148) and graffiti removal. Routine maintenance work activities.

Work to be completed during current Fiscal Year:
 Inspect and clean storm drain facilities. Clean open channel twice a year (CACH 0000-0148) and graffiti removal. Routine maintenance work activities.

Consultant/Contractor: N/A
 Project Manager: Oh Sang Kwon, P.E./Matthew Meyer, P.E. Phone Number: 702-229-6541

**REGIONAL FLOOD CONTROL DISTRICT
MAINTENANCE WORK PROGRAM
ANNUAL BUDGET - FY 2019-20**

MWP Facility #: LV52
 Facility Name: Gowan/Angel Pk/Lone Mtn System
 MP Facility ID: GONO 0000 - 0110, GOSO 0000 - 0462, GODU 0000 - 0050, GOL5 0000-0032
GOOF 0427 - 0775, GOCR 0180 - 0201, GOLB 0000 - 0030, GOL3 0000-0214
GOLM 0000 - 0277, GOBU 0000 - 0136, GOBW 0051-0310, GOBX 0000-0009
APDG 0000 - 0060, APOF 0000 - 0124, APPI 0000 - 0056, GOTE 0000, GOB3 0000
GO02 0000 - 0257, APNO 0015, APNO 0012, GOLO 0152-0332, APNO 0001-0004
APSP 0000 - 0183, APBE 0000 - 0122, APSO 0000, APSO 0020, GOBE 0000-0139
APSO 0204, APSO 0254, APSO 0255, APSO 0345, APMD 0027, APD2 0000 - 0002
APMD 0132, APMD 0190 - 0258, GOL2 0000 - 0014, APD3 0000 - 0021, GOWC 0000,
GOL4 0000 - 0026, APFH 0000 - 0089, APM5 0000, APAD 0000 - 0225, APCB 0000 - 0080

Entity: City of Las Vegas
 Date Prepared: 4/1/2019

Force Account/Contract	Activity	Work Plan Amount (\$)	Amended Work Plan Amount (\$)	Expended To Date (\$)	Percent Complete	Scheduled Completion Date *
FA 03	Facility Assessment and Inventory	\$7,000.00				Jun-20
FA 05	Inspect Channels	\$6,000.00				Jun-20
FA 06	Inspect Levees/Detention and Debris Basins	\$5,000.00				Jun-20
FA 08	Species Survey and Removal	\$20,000.00				Jun-20
	10 Clean and Reshape Channels/Levees	\$10,000.00				Jun-20
FA 15	Repair Lined Channel	\$95,000.00				Jun-20
FA 20	Erosion Control and Repair	\$50,000.00				Jun-20
FA 21	Provide/Maintain Dust Control	\$10,000.00				Jun-20
FA 25	Clean Detention Debris Basins	\$95,000.00				Jun-20
FA 35	Fence Repair	\$50,000.00				Jun-20
	40 Vegetation Control - Chemical	\$2,000.00				Jun-20
FA 45	Vegetation Control - Mechanical	\$20,000.00				Jun-20
	50 Maintain Access Road	\$5,000.00				Jun-20
FA 55	Clean & Inspect Inlet/Outlet Structures	\$40,000.00				Jun-20
FA 60	Repair Inlet/Outlet Structures	\$120,000.00				Jun-20
	65 Clean Storm Sewer Lines	\$10,000.00				Jun-20
FA 70	Storm Sewer Repair	\$40,000.00				Jun-20
FA 75	Clean/Flush Culverts & Bridges	\$45,000.00				Jun-20
FA 80	Miscellaneous Work Activities	\$10,000.00				Jun-20
FA 85	Engineering	\$50,000.00				Jun-20
FA 90	Homeless Encampment Cleanup	\$10,000.00				Jun-20
TOTALS		\$700,000.00	\$0.00	\$0.00	0.0%	

Delays or Problem Areas:

Work completed during prior Fiscal Year:

Reseal joints along the beltway channel. Cleaned and inspected detention basins. Removed sediments along the beltway channel. Re-applied Joint Seal in Gowan North DB. Routine maintenance work activities.

Work to be completed during current Fiscal Year:

Graffiti and trash removal. Vegetation control and sediment removal throughout the detention basins. Construct Maintenance Access Road to Gowan South and North DB. Install Trash Rack and erosion repair in Lone Mountain DB. Routine maintenance work activities.

Consultant/Contractor: N/A
 Project Manager: Oh Sang Kwon, P.E./Matthew Meyer, P.E. Phone Number: 702-229-6541

**REGIONAL FLOOD CONTROL DISTRICT
MAINTENANCE WORK PROGRAM
ANNUAL BUDGET - FY 2019-20**

MWP Facility #: LV53
 Facility Name: Lake Mead/Smoke Ranch/Washington System
 MP Facility ID: LVLM 0336 - 0525, LVSR 0312 - 0525,
LV15 0284 - 0474, LVOW 0000 - 0355,
LVRA 0000 - 0066, LVPK 0000 - 0130

Entity: City of Las Vegas
 Date Prepared: 4/1/2019

Force Account/Contract	Activity	Work Plan Amount (\$)	Amended Work Plan Amount (\$)	Expended To Date (\$)	Percent Complete	Scheduled Completion Date *
FA 03	Facility Assessment and Inventory	\$5,000.00				Jun-20
FA 05	Inspect Channels	\$10,000.00				Jun-20
	06 Inspect Levees/Detention and Debris Basins					
	08 Species Survey and Removal					
FA 10	Clean and Reshape Channels/Levees	\$2,500.00				Jun-20
FA 15	Repair Lined Channel	\$3,500.00				Jun-20
	20 Erosion Control and Repair					
	21 Provide/Maintain Dust Control					
	25 Clean Detention Debris Basins					
FA 35	Fence Repair	\$2,000.00				Jun-20
	40 Vegetation Control - Chemical					
	45 Vegetation Control - Mechanical					
	50 Maintain Access Road					
FA 55	Clean & Inspect Inlet/Outlet Structures	\$16,000.00				Jun-20
FA 60	Repair Inlet/Outlet Structures	\$5,000.00				Jun-20
FA 65	Clean Storm Sewer Lines	\$2,500.00				Jun-20
FA 70	Storm Sewer Repair	\$28,000.00				Jun-20
	75 Clean/Flush Culverts & Bridges	\$15,000.00				Jun-20
FA 80	Miscellaneous Work Activities	\$2,500.00				Jun-20
FA 85	Engineering	\$3,000.00				Jun-20
FA 90	Homeless Encampment Cleanup	\$5,000.00				Jun-20
	TOTALS	\$100,000.00	\$0.00	\$0.00	0.0%	

Delays or Problem Areas:

Work completed during prior Fiscal Year:
 Routine maintenance work activities.

Work to be completed during current Fiscal Year:
 Remove debris, clean drop inlets, and repair any damages. Routine maintenance work activities.

Consultant/Contractor: N/A
 Project Manager: Oh Sang kwon, P.E./Matthew Meyer, P.E. Phone Number: 702-229-6541

**REGIONAL FLOOD CONTROL DISTRICT
MAINTENANCE WORK PROGRAM
ANNUAL BUDGET - FY 2019-20**

MWP Facility #: LV54
 Facility Name: Las Vegas Wash System
 MP Facility ID: LVMD 1069 - 1354

Entity: City of Las Vegas
 Date Prepared: 4/1/2019

Force Account/Contract	Activity	Work Plan Amount (\$)	Amended Work Plan Amount (\$)	Expended To Date (\$)	Percent Complete	Scheduled Completion Date *
FA 03	Facility Assessment and Inventory	\$25,000.00				Jun-20
FA 05	Inspect Channels	\$20,000.00				Jun-20
	06 Inspect Levees/Detention and Debris Basins					
FA 08	Species Survey and Removal	\$10,000.00				Jun-20
FA 10	Clean and Reshape Channels/Levees	\$75,000.00				Jun-20
FA 15	Repair Lined Channel	\$300,000.00				Jun-20
	20 Erosion Control and Repair	\$5,000.00				Jun-20
	21 Provide/Maintain Dust Control					
	25 Clean Detention Debris Basins					
FA 35	Fence Repair	\$20,000.00				Jun-20
	40 Vegetation Control - Chemical					
FA 45	Vegetation Control - Mechanical	\$173,000.00				Jun-20
	50 Maintain Access Road	\$2,000.00				Jun-20
	55 Clean & Inspect Inlet/Outlet Structures					
	60 Repair Inlet/Outlet Structures					
	65 Clean Storm Sewer Lines					
FA 70	Storm Sewer Repair	\$5,000.00				Jun-20
FA 75	Clean/Flush Culverts & Bridges	\$5,000.00				Jun-20
FA 80	Miscellaneous Work Activities	\$10,000.00				Jun-20
FA 85	Engineering	\$30,000.00				Jun-20
FA 90	Homeless Encampment Cleanup	\$20,000.00				Jun-20
TOTALS		\$700,000.00	\$0.00	\$0.00	0.0%	

Delays or Problem Areas:

Work completed during prior Fiscal Year:

Bi-annual vegetation control and erosion control along the Las Vegas Wash. Repaired Mat along Las Vegas Wash between Washington Avenue and Stewart Avenue (LVMD 1120 – 1178) for erosion control. Removed sediments and trash.

Work to be completed during current Fiscal Year:

Address standing water at the Bonanza system Outlet. Provide bi-annual vegetation control. Continue with the sediment removal. Routine maintenance work activities.

Consultant/Contractor: N/A
 Project Manager: Oh Sang Kwon, P.E./Matthew Meyer, P.E. Phone Number: 702-229-6541

**REGIONAL FLOOD CONTROL DISTRICT
MAINTENANCE WORK PROGRAM
ANNUAL BUDGET - FY 2019-20**

MWP Facility #: LV55
 Facility Name: Meadows/Oakey System
 MP Facility ID: LCME 0000 - 0085, MECH 0108 - 0420,
MEAL 0000 - 0258, MEPA 0000 - 0025, MEOK 0000 - 0217

Entity: City of Las Vegas
 Date Prepared: 4/1/2019

Force Account/Contract	Activity	Work Plan Amount (\$)	Amended Work Plan Amount (\$)	Expended To Date (\$)	Percent Complete	Scheduled Completion Date *
FA 03	Facility Assessment and Inventory	\$10,000.00				Jun-20
	05 Inspect Channels	\$1,000.00				Jun-20
	06 Inspect Levees/Detention and Debris Basins	\$1,000.00				Jun-20
	08 Species Survey and Removal	\$2,000.00				Jun-20
FA 10	Clean and Reshape Channels/Levees	\$10,000.00				Jun-20
FA 15	Repair Lined Channel	\$6,000.00				Jun-20
	20 Erosion Control and Repair	\$7,500.00				Jun-20
	21 Provide/Maintain Dust Control					
FA 25	Clean Detention Debris Basins	\$10,000.00				Jun-20
	35 Fence Repair	\$2,000.00				Jun-20
	40 Vegetation Control - Chemical	\$2,000.00				Jun-20
	45 Vegetation Control - Mechanical	\$3,000.00				Jun-20
FA 50	Maintain Access Road	\$5,000.00				Jun-20
FA 55	Clean & Inspect Inlet/Outlet Structures	\$8,000.00				Jun-20
FA 60	Repair Inlet/Outlet Structures	\$8,000.00				Jun-20
	65 Clean Storm Sewer Lines	\$2,000.00				Jun-20
FA 70	Storm Sewer Repair	\$7,500.00				Jun-20
FA 75	Clean/Flush Culverts & Bridges	\$1,000.00				Jun-20
FA 80	Miscellaneous Work Activities	\$2,000.00				Jun-20
FA 85	Engineering	\$3,000.00				Jun-20
FA 90	Homeless Encampment Cleanup	\$5,000.00				Jun-20
TOTALS		\$100,000.00	\$0.00	\$0.00	0.0%	

Delays or Problem Areas:

Work completed during prior Fiscal Year:

Removed sediment and Vegetation control from Oakey DB and Meadows DB. Vegetation control and repair spalling in the spillway in the Meadows DB. Routine maintenance work activities.

Work to be completed during current Fiscal Year:

Continue to repair and clean storm drain facilities. Remove sediment and vegetation from the detention basins. Repair embankment erosions in the detention basins. Routine maintenance work activities.

Consultant/Contractor: N/A
 Project Manager: Oh Sang Kwon, P.E./Matthew Meyer, P.E. Phone Number: 702-229-6541

**REGIONAL FLOOD CONTROL DISTRICT
MAINTENANCE WORK PROGRAM
ANNUAL BUDGET - FY 2019-20**

MWP Facility #: LV56
 Facility Name: Washington Ave/Las Vegas Creek System
 MP Facility ID: LCLT 0000 - 0034, WAPR 0000 - 0132, FWRR 0000-0010
FWUP 0000 - 0100, LVWH 0086 - 0484, FWR2 0000-0020
FW15 0000 - 0301, FWOK 0000 - 0100, FWWL 0000,
FWCH 0000 - 0060, FWSH 0000, LCCH 0513 - 0543,
LCLO 0000 - 0054, WAGC 0000 - 0060, CHRA 0000 - 0014

Entity: City of Las Vegas
 Date Prepared: 4/1/2019

Force Account/Contract	Activity	Work Plan Amount (\$)	Amended Work Plan Amount (\$)	Expended To Date (\$)	Percent Complete	Scheduled Completion Date *
FA 03	Facility Assessment and Inventory	\$10,000.00				Jun-20
FA 05	Inspect Channels	\$10,000.00				Jun-20
	06 Inspect Levees/Detention and Debris Basins	\$2,000.00				Jun-20
	08 Species Survey and Removal					
FA 10	Clean and Reshape Channels/Levees	\$57,500.00				Jun-20
FA 15	Repair Lined Channel	\$50,000.00				Jun-20
	20 Erosion Control and Repair	\$5,000.00				Jun-20
	21 Provide/Maintain Dust Control					
	25 Clean Detention Debris Basins	\$10,000.00				Jun-20
	35 Fence Repair	\$5,000.00				Jun-20
	40 Vegetation Control - Chemical	\$2,000.00				Jun-20
	45 Vegetation Control - Mechanical	\$2,000.00				Jun-20
	50 Maintain Access Road	\$1,000.00				Jun-20
FA 55	Clean & Inspect Inlet/Outlet Structures	\$20,000.00				Jun-20
FA 60	Repair Inlet/Outlet Structures	\$5,000.00				Jun-20
FA 65	Clean Storm Sewer Lines	\$10,000.00				Jun-20
FA 70	Storm Sewer Repair	\$7,500.00				Jun-20
FA 75	Clean/Flush Culverts & Bridges	\$5,000.00				Jun-20
FA 80	Miscellaneous Work Activities	\$5,000.00				Jun-20
FA 85	Engineering	\$8,000.00				Jun-20
FA 90	Homeless Encampment Cleanup	\$10,000.00				Jun-20
TOTALS		\$225,000.00	\$0.00	\$0.00	0.0%	

Delays or Problem Areas:

Work completed during prior Fiscal Year:
 Removed and cleared vegetation from the Rainbow Detention Basins. Removed sediments and cleared vegetation from the Freeway Channel openings along I-15 and Veterans Memorial Drive. Routine maintenance work activities.

Work to be completed during current Fiscal Year:
 Install trash racks in Rainbow DB inlet and outlet pipe. Install trash rack on FW150214. Remove sediments and clear vegetation from the Freeway Channel openings along I-15 and Veterans Memorial Drive. Clean Las Vegas Creek Channel. Routine maintenance work activities.

Consultant/Contractor: N/A
 Project Manager: Oh Sang Kwon, P.E./Matthew Meyer, P.E. Phone Number: 702-229-6541

**REGIONAL FLOOD CONTROL DISTRICT
MAINTENANCE WORK PROGRAM
ANNUAL BUDGET - FY 2019-20**

MWP Facility #: LV57
 Facility Name: US95/OuterBeltway/Ann Road System
 MP Facility ID: RCHO 0000 - 0071, ANWE 0127 - 0385, CNWE 0020-0314
RCHB 0171 - 0275, RCHB 0120, RCHB 0000-0083, RCBC 0000-0140
EKDB 0000 - 0070, GOAN 0000 - 0061, GOAN 0065-0127
CNGT 0000 - 0247, CNKC 0000 - 0050, LVMD 2324 - 2789
EKHU 0000 - 0023, BCHU 0000 - 0054, ANRB 0000-0050
MSNV 0000, LVMJ 0000-0100, LVDE 0000-0027, MOHU 0167-0180
CN95 0000 - 0333, EKBU 0000, LVMD 3313-3316
RACO 0000-0064, BRDB 0000-0058, TSDB 0000-0012

Entity: City of Las Vegas
 Date Prepared: 4/1/2019

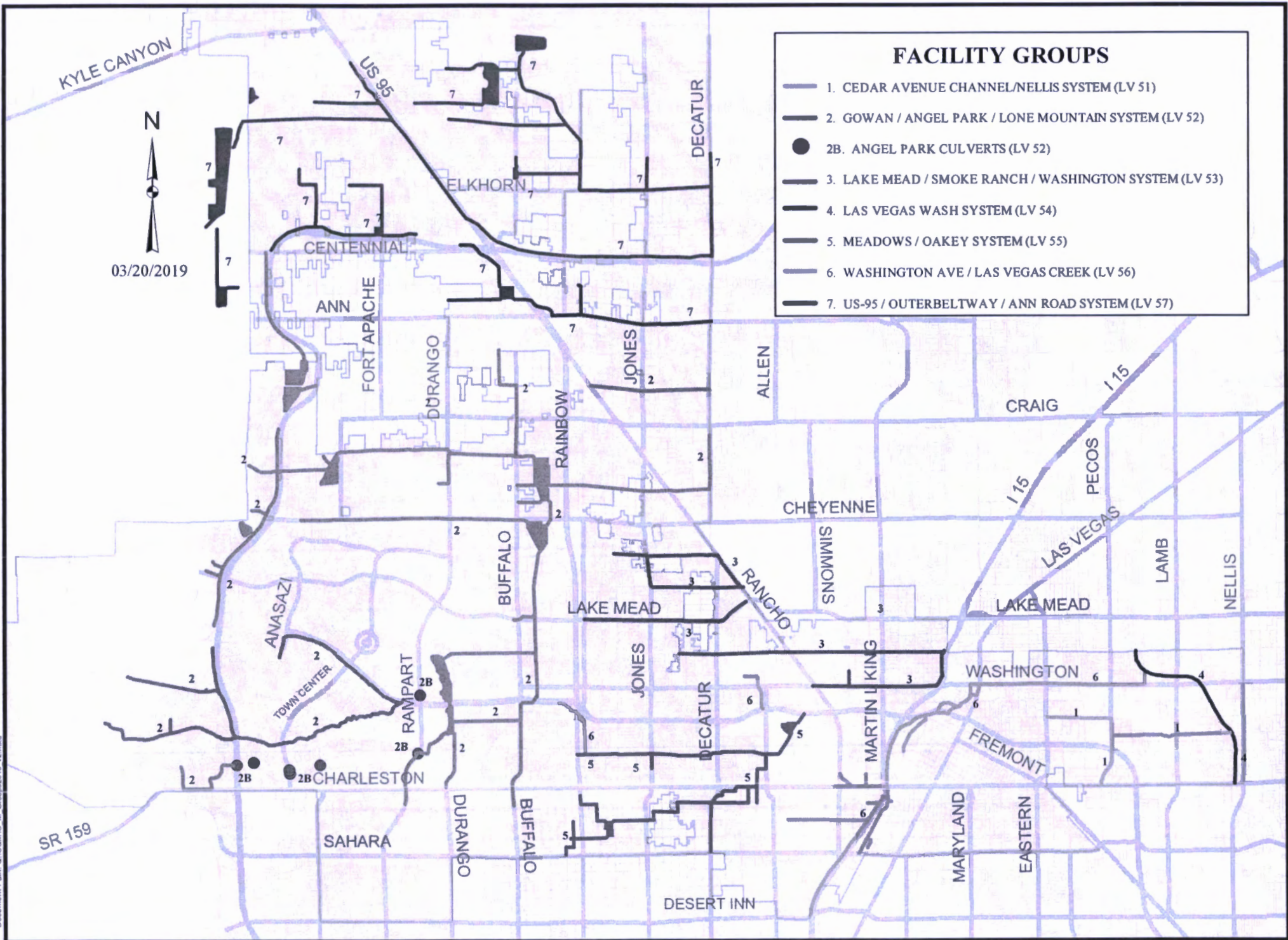
Force Account/Contract	Activity	Work Plan Amount (\$)	Amended Work Plan Amount (\$)	Expended To Date (\$)	Percent Complete	Scheduled Completion Date
FA 03	Facility Assessment and Inventory	\$10,000.00				Jun-20
05	Inspect Channels	\$5,000.00				Jun-20
06	Inspect Levees/Detention and Debris Basins	\$5,000.00				Jun-20
08	Species Survey and Removal	\$2,000.00				Jun-20
10	Clean and Reshape Channels/Levees	\$5,000.00				Jun-20
FA 15	Repair Lined Channel	\$50,000.00				Jun-20
FA 20	Erosion Control and Repair	\$105,000.00				Jun-20
FA 21	Provide/Maintain Dust Control	\$50,000.00				Jun-20
FA 25	Clean Detention Debris Basins	\$395,000.00				Jun-20
FA 35	Fence Repair	\$20,000.00				Jun-20
40	Vegetation Control - Chemical	\$5,000.00				Jun-20
45	Vegetation Control - Mechanical	\$5,000.00				Jun-20
FA 50	Maintain Access Road	\$50,000.00				Jun-20
FA 55	Clean & Inspect Inlet/Outlet Structures	\$20,000.00				Jun-20
FA 60	Repair Inlet/Outlet Structures	\$100,000.00				Jun-20
FA 65	Clean Storm Sewer Lines	\$20,000.00				Jun-20
FA 70	Storm Sewer Repair	\$20,000.00				Jun-20
FA 75	Clean/Flush Culverts & Bridges	\$10,000.00				Jun-20
FA 80	Miscellaneous Work Activities	\$10,000.00				Jun-20
FA 85	Engineering	\$8,000.00				Jun-20
FA 90	Homeless Encampment Cleanup	\$5,000.00				Jun-20
TOTALS		\$900,000.00	\$0.00	\$0.00	0.0%	

Delays or Problem Areas:

Work completed during prior Fiscal Year:
 Removed debris, sediment, and vegetation control in various detention basins. Repaired inlet erosion in Floyd Lamb DB. Routine maintenance work activities.

Work to be completed during current Fiscal Year:
 Sediment and vegetation removal from the detention basins. Add access block to Skye Canyon DB1. Inspect and repair CC215 Channel. Routine maintenance work activities.

Consultant/Contractor: N/A
 Project
 Manager: Oh Sang Kwon, P.E./Matthew Meyer, P.E. Phone Number: 702-229-6541



CLARK COUNTY
REGIONAL FLOOD CONTROL DISTRICT

AGENDA ITEM

SUBJECT:

Interlocal Agreement FY 2019/2020 Maintenance Work Program

PETITIONER:

Bill Tanner - Public Works Director for the City of Mesquite

RECOMMENDATION OF PETITIONER:


That the Clark County Regional Flood Control District approve the FY 2019/2020 Interlocal Agreement for the Maintenance Work Program

FISCAL IMPACT: \$769,800.00

BACKGROUND:

The FY 2019/2020 Maintenance Work Program has been developed to maintain Regional Flood Control facilities within the City of Mesquite. The locations of the facilities to be maintained are shown on Exhibit "A" of the proposed Interlocal Agreement, and the work to be performed is described in the work program which is attached.

Respectfully submitted,



Bill Tanner
Director of Public Works

TAC AGENDA ITEM # 09 Date: 5/30/19	RFCD AGENDA ITEM # Date: 6/13/19
CAC AGENDA ITEM # 09 Date: 6/03/19	

**INTERLOCAL CONTRACT
ANNUAL MAINTENANCE WORK PROGRAM**

THIS CONTRACT made and entered into this 13th day of June, 2019, by and between the City of Mesquite, a political subdivision of the State of Nevada, hereinafter referred to as "CITY", and the CLARK COUNTY REGIONAL FLOOD CONTROL DISTRICT, hereinafter referred to as "DISTRICT".

WITNESSETH:

WHEREAS, pursuant to Chapter 543 of the Nevada Revised Statutes, the DISTRICT may approve and fund projects to maintain flood control improvements; and

WHEREAS, pursuant to NRS 277.180 any one or more public agencies may contract with one or more other public agencies to perform any governmental service, activity or undertaking which any of the public agencies is authorized by law to perform; and

WHEREAS, the CITY desires to maintain flood control improvements within the CITY in accordance with the maintenance program set forth herein, and hereinafter referred to as "Project"; and

WHEREAS, the facilities upon which maintenance will be performed are facilities described in the DISTRICT'S Master Plan.

NOW, THEREFORE, in consideration of the covenants, conditions, agreements, and promises of the parties hereto, the DISTRICT authorizes the Project as it is mutually understood and agreed as follows:

SECTION I - SCOPE OF PROJECT

This Interlocal Contract applies to the maintenance of flood control facilities, which are identified in the DISTRICT'S Master Plan facilities including updates and amendments subsequently approved. The basic maintenance of the facilities will be in accordance with performance standards set forth in the current DISTRICT *Operations and Maintenance Manual*.

The Project is more specifically described in Exhibit "A" which is attached hereto and by this reference incorporated herein.

SECTION II - PROJECT COSTS

The DISTRICT agrees to make payment for Project costs within the limits specified below:

1. The Project costs shall not exceed \$769,800.00.

The amounts allocated to each individual facility within the Project must be specified in Exhibit "A". Any changes to said allocated amounts must be approved by the DISTRICT'S Chief Engineer in accordance with Section 4.24 of the DISTRICT *Operations and Maintenance Manual*.

A written request must be made to the DISTRICT and a Supplemental Interlocal Contract approved to increase the amount noted above prior to payment of any additional funds.

2. The CITY and DISTRICT will comply with Section 4.12 of the *Operations and Maintenance Manual*. In accordance with said manual the CITY shall submit invoices together with a detailed summary report of the maintenance service performed. The CITY shall submit an invoice voucher in the manner prescribed by the DISTRICT. The vouchers shall include such information as is necessary for the DISTRICT to determine the nature of all expenditures. Each voucher will clearly indicate that it is for services rendered in performance under this contract. Each voucher will also be accompanied by a written certification from the CITY stating that it is for performance of maintenance activities under this contract and is composed of completed elements set forth in the annual work program.

All invoices must be submitted for payment to:

Clark County Regional Flood Control District
Attn: Accounts Payable
600 S. Grand Central Parkway, Suite 300
Las Vegas, Nevada 89106-4511

Payment shall be considered timely if made by the DISTRICT within 30 days of receipt of the invoice. Pursuant to Section IV, Paragraph 8, the DISTRICT may, in its sole discretion, withhold payments to the CITY for services rendered if the CITY fails to satisfactorily comply with any term or condition of this contract and/or the DISTRICT *Operations and Maintenance Manual*.

SECTION III - PROJECT TIME

The CITY agrees to perform the Project to the satisfaction of the DISTRICT between July 1, 2019 and June 30, 2020. The DISTRICT may grant extensions or terminate this contract and require all sums advanced to the CITY to be repaid if the CITY fails to perform by said date.

SECTION IV - GENERAL

1. The CITY will complete the Project as set forth in Exhibit "A". The CITY staff personnel responsible for coordination of work under this contract are as listed below:

Andy Barton, City Manager
Bill Tanner, Public Works Director

It is understood that staff named above will be responsible for work coordination throughout the period of this contract unless the DISTRICT is informed in writing of changes in these personnel assignments.

2. The CITY will comply with the applicable provisions of the Local Government Purchasing Act, Chapter 332 and Public Works, Chapter 338, of the Nevada Revised Statutes.
3. Applicable portions of the current editions of the *Operations and Maintenance Manual*, *Policies and Procedures Manual*, *Hydrologic Criteria and Drainage Design Manual*, and *Uniform Regulations for the Control of Drainage* adopted by the DISTRICT will apply unless specifically superseded by this CONTRACT.
4. It is the intent of the DISTRICT that scheduling of maintenance and repair of drainage and flood control facilities in general and Master Plan Facilities specifically be coordinated among member entities. Therefore, in those cases where Master Plan approved, and DISTRICT-funded projects have regional flood control significance impacting more than one member entity, the CITY will allow all impacted member entities an opportunity to review the maintenance schedule in order to coordinate maintenance efforts.
5. The Chief Engineer or designee of the DISTRICT shall be responsible for monitoring the performance of the CITY, approval for payment of billings and expenses submitted by the CITY and the acceptance of any report provided by the CITY. The CITY shall be responsible for monitoring performance of CITY staff or private contractors.
6. Accurate documentation of all work performed and payments made shall be maintained by the CITY for a period of three (3) years in hard copy form after final project approval and payments. Following the three year period, the CITY shall keep records for permanent storage in original form, in microfilm/fiche media, or an electronic format in accordance with the CITY's Record Retention Schedule.
7. The CITY shall provide right of access to its facilities to the DISTRICT or Chief Engineer at all reasonable times, in order to monitor and evaluate performance, compliance, and/or quality assurance under this contract.

8. In the event the CITY fails to perform the maintenance according to the standards specified in this contract and the DISTRICT *Operations and Maintenance Manual*, the DISTRICT may perform or cause to be performed the maintenance necessary to assure proper operation of the facility. Costs incurred by the DISTRICT shall be reimbursed by the CITY or be deducted from the amount authorized by this contract. The DISTRICT may not exercise this right without giving the CITY specific written notice of the maintenance required and allowing the CITY 60 days within which to perform said maintenance. The notice required by this provision must be sent to:

Bill Tanner, Public Works Director
City of Mesquite
10 E. Mesquite Boulevard
Mesquite NV 89027

9. The records of the CITY and/or private contractors pertaining to the subject matter of this contract shall at all reasonable times be subject to inspection and audit by the DISTRICT or an Agent of the DISTRICT.
10. If any provision of this contract shall be deemed in conflict with any statute or rule of law, such provision shall be deemed modified to be in conformance with said statute or rule of law.
11. The CITY, its employees, and representative shall at all times comply with all applicable laws, ordinances, statutes, rules, and regulations in effect at the time work is performed.
12. The CITY hereby agrees to reimburse the DISTRICT if funds are received from other sources for maintenance and repair of drainage and flood control facilities paid for by the DISTRICT.
13. The DISTRICT will not be responsible for any fines and/or penalties caused by the actions or inactions of CITY employees, consultants, contractors, or agents.
14. Any costs found to be improperly allocated to the Project will be refunded by the CITY to the DISTRICT.
15. It is specifically understood and agreed to by and between the parties hereto that it is not intended by any of the provisions of any part of this contract to create in the public or any member thereof a third party beneficiary hereunder, or to authorize anyone not a party to this contract to maintain a suit for personal injuries or property damage pursuant to the terms or provisions of this contract.
16. Up to the limits set forth in NRS Chapter 41, the CITY will indemnify and defend the DISTRICT against and from any and all claims and demands of whatsoever nature which arises out of allegations of negligence or misconduct of CITY officers, employees or agents, related to or under this Contract which results from

injury to or death of any persons whomsoever, or against and from damage to or loss or destruction of property.

- 17. This agreement shall be construed and interpreted in accordance with the laws of the State of Nevada.

IN WITNESS WHEREOF, the parties have caused this contract to be executed the day and year first above written.

Date of District Action:

REGIONAL FLOOD CONTROL DISTRICT

Lawrence L. Brown, III, Chair

ATTEST

Deanna Hughes
Secretary to the Board

APPROVED AS TO FORM

Christopher Figgins
Chief Deputy District Attorney

Date of Council Action:

CITY OF MESQUITE

Allan S. Litman, Mayor

ATTEST

Tracy E. Beck, City Clerk

APPROVED AS TO FORM

Robert Sweetin, City Attorney

REGIONAL FLOOD CONTROL DISTRICT
 MAINTENANCE WORK PROGRAM
 ANNUAL BUDGET - FY 2019-2020

MWP Facility #: ME01
 Facility Name: Mesquite Town Wash
 MP Facility ID: TOWA 0000-0201


Entity: City of Mesquite
 Date Prepared: 1/23/2019

Force Account/ Contract	Activity	Approved Work Plan Amount (\$)	Amended Work Plan Amount (\$)	Expended To Date (\$)	Percent Complete	Scheduled Completion Date
	03 Facility Assessment and Inventory					
	05 Inspect Channels	\$ 300.00				
	06 Inspect Levees/Detention and Debris Basins					
	08 Species Survey and Removal					
	10 Clean and Reshape Channels/Levees	\$ 6,900.00				
	15 Repair Lined Channel	\$ 3,000.00				
	20 Erosion Control and Repair					
	21 Provide/Maintain Dust Control					
	25 Clean Detention Debris Basins					
	35 Fence Repair					
	40 Vegetation Control - Chemical	\$ 3,800.00				
	45 Vegetation Control - Mechanical	\$ 2,000.00				
	50 Maintain Access Road					
	55 Clean & Inspect Inlet/Outlet Structures					
	60 Repair Inlet/Outlet Structures					
	65 Clean Storm Sewer Lines					
	70 Storm Sewer Repair					
	75 Clean/Flush Culverts & Bridges					
	80 Miscellaneous Work Activities	\$ 3,000.00				
	85 Engineering					
	90 Homeless Encampment Cleanup					
	TOTALS	\$19,000.00	\$0.00	\$0.00	0%	30-Jun-20

Delays or problem areas:
 TOWA 0119 will be concrete lined with Mesa Boulevard, project design in progress.

Work completed during current quarter:
 Remove debris, clean drop inlets, and repair any damages. Routine maintenance work activities.

Work to be completed during next quarter:
 Continue to perform, repair and clean facility. Routine maintenance work activities.

Consultant/ Contractor: N/A
 Project Manager: 
 Bill Tanner - PW Director

Phone Number: 702-346-5237

REGIONAL FLOOD CONTROL DISTRICT
 MAINTENANCE WORK PROGRAM
 ANNUAL BUDGET - FY 2019-2020

MWP Facility #: ME02
 Facility Name: Abbott Wash Channel
 MP Facility ID: ABWA 0000-0233


Entity: City of Mesquite
 Date Prepared: 1/23/2019

Force Account/Contract	Activity	Approved Work Plan Amount (\$)	Amended Work Plan Amount (\$)	Expended To Date (\$)	Percent Complete	Scheduled Completion Date
	03 Facility Assessment and Inventory					
	05 Inspect Channels	\$ 300.00				
	06 Inspect Levees/Detention and Debris Basins					
	08 Species Survey and Removal					
	10 Clean and Reshape Channels/Levees	\$ 3,000.00				
	15 Repair Lined Channel					
	20 Erosion Control and Repair	\$ 3,000.00				
	21 Provide/Maintain Dust Control	\$ 2,000.00				
	25 Clean Detention Debris Basins					
	35 Fence Repair					
	40 Vegetation Control - Chemical	\$ 2,500.00				
	45 Vegetation Control - Mechanical	\$ 1,000.00				
	50 Maintain Access Road					
	55 Clean & Inspect Inlet/Outlet Structures					
	60 Repair Inlet/Outlet Structures					
	65 Clean Storm Sewer Lines					
	70 Storm Sewer Repair					
	75 Clean/Flush Culverts & Bridges	\$ 500.00				
	80 Miscellaneous Work Activities	\$ 2,000.00				
	85 Engineering					
	90 Homeless Encampment Cleanup					
	TOTALS	\$14,300.00	\$0.00	\$0.00	0%	30-Jun-20

Delays or problem areas:

Work completed during current quarter:
 Remove debris, clean drop inlets, and repair any damages. Routine maintenance work activities.

Work to be completed during next quarter:
 Continue with sediment removal. Routine maintenance work activities.

Consultant/ Contractor: N/A
 Project Manager: 
 Bill Tanner - PW Director

Phone Number: 702-346-5237

REGIONAL FLOOD CONTROL DISTRICT
 MAINTENANCE WORK PROGRAM
 ANNUAL BUDGET - FY 2019-2020

MWP Facility #: ME04
 Facility Name: Town Wash Detention Basin
 MP Facility ID: TOWA 0237-0267 & MNTP 0000


Entity: City of Mesquite
 Date Prepared: Updated 03/15/19

Force Account/ Contract	Activity	Approved Work Plan Amount (\$)	Amended Work Plan Amount (\$)	Expended To Date (\$)	Percent Complete	Scheduled Completion Date
	03 Facility Assessment and Inventory					
	05 Inspect Channels					
	06 Inspect Levees/Detention and Debris Basins	\$ 2,600.00				
	08 Species Survey and Removal					
	10 Clean and Reshape Channels/Levees					
	15 Repair Lined Channel					
	20 Erosion Control and Repair					
	21 Provide/Maintain Dust Control	\$ 4,000.00				
	25 Clean Detention Debris Basins	\$ 600,000.00				
	35 Fence Repair					
	40 Vegetation Control - Chemical					
	45 Vegetation Control - Mechanical					
	50 Maintain Access Road	\$ 800.00				
	55 Clean & Inspect Inlet/Outlet Structures	\$ 1,000.00				
	60 Repair Inlet/Outlet Structures					
	65 Clean Storm Sewer Lines					
	70 Storm Sewer Repair					
	75 Clean/Flush Culverts & Bridges					
	80 Miscellaneous Work Activities	\$ 4,000.00				
	85 Engineering	\$ 5,000.00				
	90 Homeless Encampment Cleanup					
	TOTALS	\$617,400.00	\$0.00	\$0.00	0%	30-Jun-20

Delays or problem areas:

Work completed during current quarter: The majority of funds used for this project went towards the costs associated to remove sediment after rain storms went through the Mesquite area leaving large amounts of sediment in the detention basin.

Work to be completed during next quarter: Continue to haul off or relocate sediment from rain storm events. Repair erosion damages, remove debris from inlets and storm drains.

Consultant/
 Contractor: N/A
 Project
 Manager: 
 Bill Tanner - PW Director

Phone Number: 702-346-5237

REGIONAL FLOOD CONTROL DISTRICT
 MAINTENANCE WORK PROGRAM
 ANNUAL BUDGET - FY 2019-2020

MWP Facility #: ME07
 Facility Name: Pulsipher Wash
 MP Facility ID: PUWA 0000-0164


Entity: City of Mesquite
 Date Prepared: 1/23/2019

Force Account/ Contract	Activity	Approved Work Plan Amount (\$)	Amended Work Plan Amount (\$)	Expended To Date (\$)	Percent Complete	Scheduled Completion Date
	03 Facility Assessment and Inventory					
	05 Inspect Channels	\$ 300.00				
	06 Inspect Levees/Detention and Debris Basins					
	08 Species Survey and Removal					
	10 Clean and Reshape Channels/Levees	\$ 14,000.00				
	15 Repair Lined Channel					
	20 Erosion Control and Repair	\$ 7,000.00				
	21 Provide/Maintain Dust Control	\$ 2,000.00				
	25 Clean Detention Debris Basins					
	35 Fence Repair					
	40 Vegetation Control - Chemical	\$ 2,000.00				
	45 Vegetation Control - Mechanical	\$ 1,000.00				
	50 Maintain Access Road					
	55 Clean & Inspect Inlet/Outlet Structures					
	60 Repair Inlet/Outlet Structures					
	65 Clean Storm Sewer Lines					
	70 Storm Sewer Repair					
	75 Clean/Flush Culverts & Bridges					
	80 Miscellaneous Work Activities	\$ 3,100.00				
	85 Engineering					
	90 Homeless Encampment Cleanup					
	TOTALS	\$29,400.00	\$0.00	\$0.00	0%	30-Jun-20

Delays or problem areas:

Work completed during current quarter:
 Continue with condition assessment repair and cleaning. Repair erosion damages in embankment from the detention basin.

Work to be completed during next quarter:
 Repair Riprap along wash. Continue repair and cleaning of facility. Routine maintenance work activities.

Consultant/
 Contractor: N/A
 Project
 Manager: 
 Bill Tanner - PW Director

Phone Number: 702-346-5237

REGIONAL FLOOD CONTROL DISTRICT
MAINTENANCE WORK PROGRAM
ANNUAL BUDGET - FY 2019-2020

MWP Facility #: ME08
 Facility Name: Abbott Wash Detention Basin
 MP Facility ID: ABWA 0234-0236


Entity: City of Mesquite
 Date Prepared: Updated 03/15/19

Force Account/ Contract	Activity	Approved Work Plan Amount (\$)	Amended Work Plan Amount (\$)	Expended To Date (\$)	Percent Complete	Scheduled Completion Date
	03 Facility Assessment and Inventory					
	05 Inspect Channels					
	06 Inspect Levees/Detention and Debris Basins	\$ 2,500.00				
	08 Species Survey and Removal					
	10 Clean and Reshape Channels/Levees					
	15 Repair Lined Channel					
	20 Erosion Control and Repair	\$ 5,000.00				
	21 Provide/Maintain Dust Control	\$ 2,000.00				
	25 Clean Detention Debris Basins	\$ 40,000.00				
	35 Fence Repair					
	40 Vegetation Control - Chemical	\$ 1,000.00				
	45 Vegetation Control - Mechanical					
	50 Maintain Access Road	\$ 1,000.00				
	55 Clean & Inspect Inlet/Outlet Structures	\$ 2,500.00				
	60 Repair Inlet/Outlet Structures					
	65 Clean Storm Sewer Lines					
	70 Storm Sewer Repair					
	75 Clean/Flush Culverts & Bridges					
	80 Miscellaneous Work Activities	\$ 1,000.00				
	85 Engineering	\$ 5,000.00				
	90 Homeless Encampment Cleanup					
	TOTALS	\$60,000.00	\$0.00	\$0.00	0%	30-Jun-20

Delays or problem areas:

Work completed during current quarter: The majority of funds used for this project went towards the cost associated to remove sediment after storms went through the Mesquite area leaving large amounts of sediment in the detention basin.

Work to be completed during next quarter: Continue to haul off or relocate sediment from rain storm events. Repair erosion damages, remove debris from inlets and storm drains.

Consultant/ Contractor: N/A
 Project Manager: 
 Bill Tanner - PW Director
 Phone Number: 702-346-5237

REGIONAL FLOOD CONTROL DISTRICT
 MAINTENANCE WORK PROGRAM
 ANNUAL BUDGET - FY 2019-2020

MWP Facility #: ME09
 Facility Name: Pulsipher Wash Detention Basin
 MP Facility ID: PUWA 0166-0168

Entity: City of Mesquite
 Date Prepared: Updated 03/15/19

Force Account/Contract	Activity	Approved Work Plan Amount (\$)	Amended Work Plan Amount (\$)	Expended To Date (\$)	Percent Complete	Scheduled Completion Date
	03 Facility Assessment and Inventory					
	05 Inspect Channels					
	06 Inspect Levees/Detention and Debris Basins	\$ 2,500.00				
	08 Species Survey and Removal					
	10 Clean and Reshape Channels/Levees					
	15 Repair Lined Channel					
	20 Erosion Control and Repair	\$ 7,700.00				
	21 Provide/Maintain Dust Control	\$ 2,000.00				
	25 Clean Detention Debris Basins	\$ 10,000.00				
	35 Fence Repair					
	40 Vegetation Control - Chemical	\$ 1,000.00				
	45 Vegetation Control - Mechanical	\$ 1,000.00				
	50 Maintain Access Road					
	55 Clean & Inspect Inlet/Outlet Structures	\$ 2,500.00				
	60 Repair Inlet/Outlet Structures					
	65 Clean Storm Sewer Lines					
	70 Storm Sewer Repair					
	75 Clean/Flush Culverts & Bridges					
	80 Miscellaneous Work Activities	\$ 1,000.00				
	85 Engineering	\$ 2,000.00				
	90 Homeless Encampment Cleanup					
	TOTALS	\$29,700.00	\$0.00	\$0.00	0%	30-Jun-20

Delays or problem areas:

Work completed during current quarter: The majority of funds used for this project went towards the cost associated to remove sediment after storms went through the Mesquite area leaving large amounts of sediment in the detention basin.

Work to be completed during next quarter: Continue to haul off or relocate sediment from rain storm events. Repair erosion damages, remove debris from inlets and storm drains.







Consultant/ Contractor: N/A
 Project Manager: 
 Bill Tanner - PW Director
 Phone Number: 702-346-5237

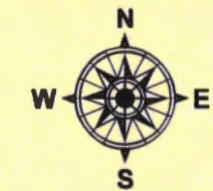
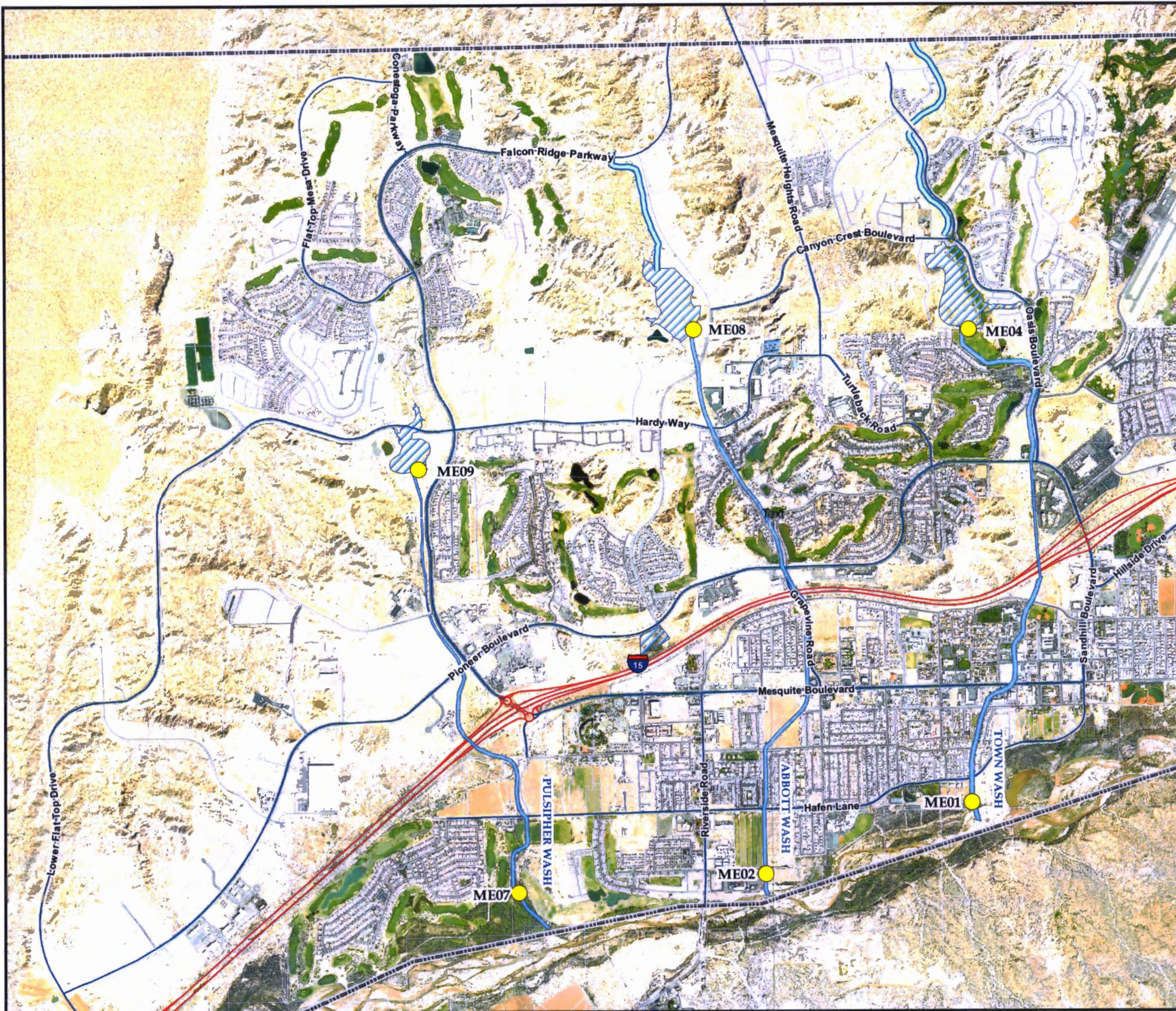
Exhibit "A"

Existing Stormwater Facilities

City of Mesquite, Nevada

Legend

-  Proposed Future Wash
-  Stormwater Facilities
-  Washes
-  FCF Basin
-  City Limits



Path: M:\GISBase\Maps_Drawings\Public_Works\Washes\MWP_Mar2018.mxd
 Date: 4/11/2019
 This map is not intended for engineering purposes.
 Public Works Department

**CLARK COUNTY
REGIONAL FLOOD CONTROL DISTRICT**

AGENDA ITEM

SUBJECT:

2019/2020 MAINTENANCE WORK PROGRAM

PETITIONER:

CITY OF NORTH LAS VEGAS

RECOMMENDATIONS OF PETITIONER:


THAT THE REGIONAL FLOOD CONTROL DISTRICT APPROVE THE INTERLOCAL CONTRACT FOR THE 2019/2020 MAINTENANCE WORK PROGRAM (FOR POSSIBLE ACTION)

FISCAL IMPACT: \$1,834,500

BACKGROUND:

The 2019/2020, Maintenance Work Program has been developed to maintain Regional Flood Control facilities within the City of North Las Vegas. The locations of the facilities to be maintained are shown on Exhibit "A" of the proposed Interlocal Agreement, and the work to be performed is described in the work program, which is attached.

Respectfully submitted,



Dale Daffern, P.E.
Director of Public Works

TAC AGENDA ITEM # 09 Date: 05/30/19	RFCD AGENDA ITEM # Date: 06/13/19
CAC AGENDA ITEM # 09 Date: 06/03/19	

**INTERLOCAL CONTRACT
ANNUAL MAINTENANCE WORK PROGRAM**

THIS CONTRACT, made and entered into this 13th day of June, 2019, by and between the City of North Las Vegas, a political subdivision of the State of Nevada, hereinafter referred to as City of North Las Vegas, and the CLARK COUNTY REGIONAL FLOOD CONTROL DISTRICT, hereinafter referred to as "DISTRICT".

WITNESSETH:

WHEREAS, pursuant to Chapter 543 of the Nevada Revised Statutes, the DISTRICT may approve and fund projects to maintain flood control improvements; and

WHEREAS, pursuant to NRS 277.180 any one or more public agencies may contract with one or more other public agencies to perform any governmental service, activity or undertaking which any of the public agencies is authorized by law to perform; and

WHEREAS, the City of North Las Vegas desires to maintain flood control improvements within the City of North Las Vegas in accordance with the maintenance program set forth herein, and hereinafter referred to as "Project"; and

WHEREAS, the facilities upon which maintenance will be performed are facilities described in the DISTRICT'S Master Plan.

NOW, THEREFORE, in consideration of the covenants, conditions, agreements, and promises of the parties hereto, the DISTRICT authorizes the Project as it is mutually understood and agreed as follows:

SECTION I - SCOPE OF PROJECT

This Interlocal Contract applies to the maintenance of flood control facilities, which are identified in the DISTRICT'S Master Plan facilities including updates and amendments subsequently approved. The basic maintenance of the facilities will be in accordance with performance standards set forth in the current DISTRICT *Operations and Maintenance Manual*.

The Project is more specifically described in Exhibit "A" which is attached hereto and by this reference incorporated herein.

SECTION II - PROJECT COSTS

The DISTRICT agrees to make payment for Project costs within the limits specified below:

1. The Project costs shall not exceed \$1,834,500.

The amounts allocated to each individual facility within the Project must be specified in Exhibit "A". Any changes to said allocated amounts must be approved by the DISTRICT'S Chief Engineer in accordance with Section 4.24 of the DISTRICT *Operations and Maintenance Manual*.

A written request must be made to the DISTRICT and a Supplemental Interlocal Contract approved to increase the amount noted above prior to payment of any additional funds.

2. The City of North Las Vegas and DISTRICT will comply with Section 4.12 of the *Operations and Maintenance Manual*. In accordance with said manual the City of North Las Vegas shall submit invoices together with a detailed summary report of the maintenance service performed. The City of North Las Vegas shall submit an invoice voucher in the manner prescribed by the DISTRICT. The vouchers shall include such information as is necessary for the DISTRICT to determine the nature of all expenditures. Each voucher will clearly indicate that it is for services rendered in performance under this contract. Each voucher will also be accompanied by a written certification from the City of North Las Vegas stating that it is for performance of maintenance activities under this contract and is composed of completed elements set forth in the annual work program.

All invoices must be submitted for payment to:

Clark County Regional Flood Control District
Accounts Payable
600 S. Grand Central Parkway, Suite 300
Las Vegas, Nevada 89106-4511

Payment shall be considered timely if made by the DISTRICT within 30 days of receipt of the invoice. Pursuant to Section IV, Paragraph 8, the DISTRICT may, in its sole discretion, withhold payments to the City of North Las Vegas for services rendered if the City of North Las Vegas fails to satisfactorily comply with any term or condition of this contract and/or the DISTRICT *Operations and Maintenance Manual*.

SECTION III - PROJECT TIME

The City of North Las Vegas agrees to perform the Project to the satisfaction of the DISTRICT between July 1, 2019 and June 30, 2020. The DISTRICT may grant extensions or

terminate this contract and require all sums advanced to the City of North Las Vegas to be repaid if the City of North Las Vegas fails to perform by said date.

SECTION IV - GENERAL

1. The City of North Las Vegas will complete the Project as set forth in Exhibit "A". The City of North Las Vegas staff personnel responsible for coordination of work under this contract are as listed below:

Dale Daffern, P.E., Director of Public Works

John Runiks, Manager of Infrastructure Maintenance

It is understood that staff named above will be responsible for work coordination throughout the period of this contract unless the DISTRICT is informed in writing of changes in these personnel assignments.

2. The City of North Las Vegas will comply with the applicable provisions of the Local Government Purchasing Act, Chapter 332 and Public Works, Chapter 338, of the Nevada Revised Statutes.

3. Applicable portions of the current editions of the *Operations and Maintenance Manual, Policies and Procedures Manual, Hydrologic Criteria and Drainage Design Manual, and Uniform Regulations for the Control of Drainage* adopted by the DISTRICT will apply unless specifically superseded by this CONTRACT.

4. It is the intent of the DISTRICT that scheduling of maintenance and repair of drainage and flood control facilities in general and Master Plan Facilities specifically be coordinated among member entities. Therefore, in those cases where Master Plan approved, and DISTRICT-funded projects have regional flood control significance impacting more than one member entity, the City of North Las Vegas will allow all impacted member entities an opportunity to review the maintenance schedule in order to coordinate maintenance efforts.

5. The Chief Engineer or designee of the DISTRICT shall be responsible for monitoring the performance of the City of North Las Vegas, approval for payment of billings and expenses submitted by the City of North Las Vegas and the acceptance of any report provided by the City of North Las Vegas. The City of North Las Vegas shall be responsible for monitoring performance of City of North Las Vegas staff or private contractors.

6. Accurate documentation of all work performed and payments made shall be maintained by the City of North Las Vegas for a period of three (3) years in hard copy form after final project approval and payments. Following the three-year period, the City of North Las Vegas shall keep records for permanent storage in original form, in microfilm/fiche media, or an electronic format in accordance with the City of North Las Vegas Record Retention Schedule.

7. The City of North Las Vegas shall provide right of access to its facilities to the DISTRICT or Chief Engineer at all reasonable times, in order to monitor and evaluate performance, compliance, and/or quality assurance under this contract.

8. In the event the City of North Las Vegas fails to perform the maintenance according to the standards specified in this contract and the DISTRICT *Operations and Maintenance Manual*, the DISTRICT may perform or cause to be performed the maintenance necessary to assure proper operation of the facility. Costs incurred by the DISTRICT shall be reimbursed by the City of North Las Vegas or be deducted from the amount authorized by this contract. The DISTRICT may not exercise this right without giving the City of North Las Vegas specific written notice of the maintenance required and allowing the City of North Las Vegas 60 days within which to perform said maintenance. The notice required by this provision must be sent to:

Dale Daffern, P.E., Director of Public Works

John Runiks, Manager of Infrastructure Maintenance

9. The records of the City of North Las Vegas and/or private contractors pertaining to the subject matter of this contract shall at all reasonable times be subject to inspection and audit by the DISTRICT or an Agent of the DISTRICT.

10. If any provision of this contract shall be deemed in conflict with any statute or rule of law, such provision shall be deemed modified to be in conformance with said statute or rule of law.

11. The City of North Las Vegas, its employees, and representative shall at all times comply with all applicable laws, ordinances, statutes, rules, and regulations in effect at the time work is performed.

12. The City of North Las Vegas hereby agrees to reimburse the DISTRICT if funds are received from other sources for maintenance and repair of drainage and flood control facilities paid for by the DISTRICT.

13. The DISTRICT will not be responsible for any fines and/or penalties caused by the actions or inactions of City of North Las Vegas employees, consultants, contractors, or agents.

14. Any costs found to be improperly allocated to the Project will be refunded by the City of North Las Vegas to the DISTRICT.

15. It is specifically understood and agreed to by and between the parties hereto that it is not intended by any of the provisions of any part of this contract to create in the public or any member thereof a third party beneficiary hereunder, or to authorize anyone not a party to this contract to maintain a suit for personal injuries or property damage pursuant to the terms or provisions of this contract.

16. Up to the limits set forth in NRS Chapter 41, the City of North Las Vegas will indemnify and defend the DISTRICT against and from any and all claims and demands of whatsoever nature which arises out of allegations of negligence or misconduct of City of North Las Vegas officers, employees or agents, related to or under this Contract which results from injury to or death of any persons whomsoever, or against and from damage to or loss or destruction of property.

17. This agreement shall be construed and interpreted in accordance with the laws of the State of Nevada.

/

/

/

/

/

/

/

/

/

/

IN WITNESS WHEREOF, the parties have caused this contract to be executed the day and year first above written.

Date of District Action: REGIONAL FLOOD CONTROL DISTRICT

BY: _____
LAWRENCE L. BROWN, III, Chair

ATTEST:

Deanna Hughes
Secretary to the Board

Approved as to Form:

BY: _____
Christopher Figgins
Chief Deputy District Attorney

Date of Council Action: City of North Las Vegas

ATTEST: BY: _____
John J. Lee, Mayor

Catherine A. Raynor, MMC
City Clerk

**Regional Flood Control District
Maintenance Work Plan Summary
Annual Budget FY 2019-2020**

Master Plan Facility ID	MWP Facility Number	Facility Description	Cost
LVNC 0001-0164	NLV01	Las Vegas Wash - "N" Channel	\$ 80,075.00
LVMD 1648-1877	NLV02	Las Vegas Wash - Middle	\$ 177,571.00
LVKC 0000-0097	NLV03	Las Vegas Wash - King Charles Channel	\$ 70,071.00
RWWE 0055-0350, RWRR 0000-0092, RWWA 0000-0104, RWLA 0000-0047, RWCC 0000, RWWE 0363	NLV04	Vandenberg Detention Basin	\$ 281,144.00
LVUP 0388-0405, EKEA 0000,0013	NLV05	North Las Vegas Detention Basin	\$ 179,500.00
LVUP 0908-1077	NLV06	Upper Las Vegas Wash Detention Basin & Moccasin Levee	\$ 152,500.00
LVLN 0000-0270, LVCS 0000-0050	NLV07	Carey/Lake Mead Detention Basin	\$ 106,571.00
GOOF 0000-0224, GOCR 0000-0080, GOLO 0000-0100	NLV08	Gowan Outfall Channel	\$ 74,071.00
LVUP 0446-0493	NLV10	Upper Las Vegas Wash	\$ 23,000.00
LV03 0000-0131, LVSM 0000-0109	NLV11	Clayton Street Channel	\$ 56,071.00
LVMD 1905-2055	NLV12	Lower Las Vegas Detention Basin	\$ 96,571.00
LVMD 2060-2322, ANWE 0000-0122, CNWE 0000-0005, GTEA 0000-0139, AVHR 0020	NLV13	Western Trib - Ranch House Rd to Lower LV DB	\$ 64,571.00
LV06 0000-0147, LV05 0000-0131, LVBR 0000-0014, LVCL 0000-0030	NLV14	Tributary to the Western Trib @ Craig Road	\$ 66,571.00
LVSR 0000-0295, LAAS 0000-0103, LAAT 0000-0204, LANO 0000	NLV15	Las Vegas Wash - Smoke Ranch	\$ 53,071.00
LVUP 0000-0382, LVLO 0000-0025, TREA 0000-0134, CNEA 0000-0176, ANEA 0000-0040, LV5C 0000-0063, CNDS 0000-0062	NLV16	Upper Las Vegas Wash Channel	\$ 99,571.00
LVRW 0000-0293	NLV17	Range Wash - Las Vegas Wash Diversion & Levee	\$ 165,500.00
LVMD 1594-1647	NLV18	Cheyenne Peaking Basin	\$ 88,071.00
		Total:	\$ 1,834,500.00

John Runiks
Project Manager

REGIONAL FLOOD CONTROL DISTRICT MAINTENANCE WORK PROGRAM ANNUAL BUDGET

FY 2019-2020

MWP Facility #: NLV01
 Facility Name: Las Vegas Wash - "N" Channel
 MP Facility ID: LVNC 0001-0164

Entity: City of North Las Vegas
 Date Prepared: 04/17/19

Force Account/ Contract	Activity	Requested Work Plan Amount (\$)	Percent Complete	Scheduled Completion Date
	3 Facility Assessment and Inventory	\$ 500.00	0%	
	5 Inspect Channels	\$ 500.00	0%	
	6 Inspect Levees/Detention Basin & Debris Basins	\$ -		
	8 Species Survey and Removal	\$ -		
	10 Clean and Reshape Channel/Levees	\$ 23,500.00	0%	
	15 Repair Lined Channel	\$ -		
	20 Erosion Control and Repair	\$ -		
	21 Provide/Maintain Dust Control	\$ 2,000.00	0%	
	25 Clean Detention/Debris Basin	\$ -		
	35 Fence Repair	\$ 2,000.00	0%	
	40 Vegetation Control - Chemical	\$ 2,000.00	0%	
	45 Vegetation Control - Mechanical	\$ -		
	50 Maintain Access Road	\$ 7,500.00	0%	
	55 Clean & Inspect Inlet/Outlet Structures	\$ -		
	60 Repair Inlet/Outlet Structures	\$ -		
	65 Clean Storm Sewer Lines	\$ 14,075.00	0%	
	70 Storm Sewer Repair	\$ -		
	75 Clean/Flush Culverts & Bridges	\$ 1,500.00	0%	
	80 Miscellaneous Work Activities	\$ 24,000.00	0%	
	90 Homeless Encampment Clean Up	\$ 2,500.00	0%	
	TOTALS	\$ 80,075.00		06/30/20

Delays or problem areas: Removed many encampments.

Work completed during prior fiscal year: Cleaned the vegetation in the concrete channel, cleaned the outlet structures and provided maintenance of access roads. Removed many homeless encampments that were charged to miscellaneous work activities.

Work to be completed during current fiscal year: Clean upper access roadway removing vegetation with mechanical equipment, clean outlet structures. Remove other vegetation and graffiti throughout. Fencing needs will be repaired. Homeless encampment clean up upon occurrence.

Consultant/
 Contractor: _____
 Project
 Manager: John Runiks 633-1267

**REGIONAL FLOOD CONTROL DISTRICT
MAINTENANCE WORK PROGRAM
ANNUAL BUDGET**

FY 2019-2020

MWP Facility #: NLV02
 Facility Name: Las Vegas Wash - Middle
 MP Facility ID: LVMD 1648-1877

Entity: City of North Las Vegas
 Date Prepared: 04/17/19

Force Account/ Contract	Activity	Requested Work Plan Amount (\$)	Percent Complete	Scheduled Completion Date
	3 Facility Assessment and Inventory	\$ 500.00	0%	
	5 Inspect Channels	\$ 2,000.00	0%	
	6 Inspect Levees/Detention Basin & Debris Basins	\$ -		
	8 Species Survey and Removal	\$ -		
	10 Clean and Reshape Channel/Levees	\$ 23,500.00	0%	
	15 Repair Lined Channel	\$ -		
	20 Erosion Control and Repair	\$ 3,500.00	0%	
	21 Provide/Maintain Dust Control	\$ 2,000.00	0%	
	25 Clean Detention/Debris Basin	\$ -		
	35 Fence Repair	\$ 19,000.00	0%	
	40 Vegetation Control - Chemical	\$ 9,000.00	0%	
	45 Vegetation Control - Mechanical	\$ 15,000.00	0%	
	50 Maintain Access Road	\$ 17,500.00	0%	
	55 Clean & Inspect Inlet/Outlet Structures	\$ 5,000.00	0%	
	60 Repair Inlet/Outlet Structures	\$ -		
	65 Clean Storm Sewer Lines	\$ 14,071.00	0%	
	70 Storm Sewer Repair	\$ -		
	75 Clean/Flush Culverts & Bridges	\$ 5,000.00	0%	
	80 Miscellaneous Work Activities	\$ 36,500.00	0%	
	90 Homeless Encampment Clean Up	\$ 25,000.00	0%	
	TOTALS	\$ 177,571.00		06/30/20

Delays or problem areas: Removed many encampments.

Work completed during prior fiscal year: Staff has completed major vegetation removal and maintenance of the access roads and cleaned the trash within the channel. Major fence repairs were required. Major homeless encampment cleanup took place.

Work to be completed during current fiscal year: Staff will clean all of the channels within and provide maintenance of all access roads. Repair fences, concrete, and erosion as needed, and remove vegetation, debris and graffiti throughout. Homeless encampment clean up upon occurrence.

Consultant/
 Contractor: _____
 Project
 Manager: John Runiks 633-1267

**Regional Flood Control District
Maintenance Work Program
ANNUAL BUDGET
FY 2019-2020**

MWP Facility #: NLV03
 Facility Name: Las Vegas Wash - King Charles Channel
 MP Facility ID: LVKC 0000-0097

Entity: City of North Las Vegas
 Date Prepared: 04/17/19

Force Account/ Contract	Activity	Requested Work Plan Amount (\$)	Percent Complete	Scheduled Completion Date
	3 Facility Assessment and Inventory	\$ 500.00	0%	
	5 Inspect Channels	\$ 500.00	0%	
	6 Inspect Levees/Detention Basin & Debris Basins	\$ -		
	8 Species Survey and Removal	\$ -		
	10 Clean and Reshape Channel/Levees	\$ 4,000.00	0%	
	15 Repair Lined Channel	\$ -		
	20 Erosion Control and Repair	\$ 3,500.00	0%	
	21 Provide/Maintain Dust Control	\$ -		
	25 Clean Detention/Debris Basin	\$ -		
	35 Fence Repair	\$ 2,000.00	0%	
	40 Vegetation Control - Chemical	\$ 3,000.00	0%	
	45 Vegetation Control - Mechanical	\$ -		
	50 Maintain Access Road	\$ 1,000.00	0%	
	55 Clean & Inspect Inlet/Outlet Structures	\$ -		
	60 Repair Inlet/Outlet Structures	\$ -		
	65 Clean Storm Sewer Lines	\$ 14,071.00	0%	
	70 Storm Sewer Repair	\$ -		
	75 Clean/Flush Culverts & Bridges	\$ 2,000.00	0%	
	80 Miscellaneous Work Activities	\$ 26,500.00	0%	
	90 Homeless Encampment Clean Up	\$ 13,000.00	0%	
	TOTALS	70,071.00		06/30/20

Delays or problem areas: Removed many encampments.

Work completed during prior fiscal year: General maintenance was completed. Removed several homeless encampments.

Work to be completed during current fiscal year: Clean vegetation, graffiti and debris from the channel, repair fencing as needed, and clean inlets and outlets. Homeless encampment clean up upon occurrence.

Consultant/
 Contractor:
 Project
 Manager: John Runiks 633-1267

**Regional Flood Control District
Maintenance Work Program
ANNUAL BUDGET
FY 2019-2020**

MWP Facility #: NLV04
 Facility Name: Vandenberg Detention Basin
 MP Facility ID: RWWE 0055-0350, RWWE 0363, RWRR 0000-0092,
 RWWA 0000-0104, RWLA 0000-0047, RWCC 0000

Entity: City of North Las Vegas
 Date Prepared: 04/17/19

Force Account/ Contract	Activity	Requested Work Plan Amount (\$)	Percent Complete	Scheduled Completion Date
	3 Facility Assessment and Inventory	\$ 500.00	0%	
	5 Inspect Channels	\$ 500.00	0%	
	6 Inspect Levees/Detention Basin & Debris Basins	\$ 1,500.00	0%	
	8 Species Survey and Removal	\$ -		
	10 Clean and Reshape Channel/Levees	\$ 4,000.00	0%	
	15 Repair Lined Channel	\$ 180,073.00	0%	
	20 Erosion Control and Repair	\$ 13,000.00	0%	
	21 Provide/Maintain Dust Control	\$ 10,000.00	0%	
	25 Clean Detention/Debris Basin	\$ 8,000.00	0%	
	35 Fence Repair	\$ 13,000.00	0%	
	40 Vegetation Control - Chemical	\$ 5,000.00	0%	
	45 Vegetation Control - Mechanical	\$ 1,000.00	0%	
	50 Maintain Access Road	\$ 1,500.00	0%	
	55 Clean & Inspect Inlet/Outlet Structures	\$ -		
	60 Repair Inlet/Outlet Structures	\$ -		
	65 Clean Storm Sewer Lines	\$ 14,071.00	0%	
	70 Storm Sewer Repair	\$ -		
	75 Clean/Flush Culverts & Bridges	\$ 3,500.00	0%	
	80 Miscellaneous Work Activities	\$ 23,000.00	0%	
	90 Homeless Encampment Clean Up	\$ 2,500.00	0%	
	TOTALS	\$ 281,144.00		06/30/20

Delays or problem areas: Removed many encampments.

Work completed during prior fiscal year: Staff provided erosion control, dust control, fence repairs and vegetation removal along embankment slopes and access roads. Staff cleaned, inspected and maintained channels, inlet and outlet structures, and removed debris and graffiti as needed. Due to the high cost of replacement in NLV 4 staff will continue to repair the damaged concrete in smaller sections.

Work to be completed during current fiscal year: Staff will continue to provide erosion control, dust control, fence repairs and vegetation removal along embankment slopes and access roads. Staff will clean, inspect and maintain channels, inlet and outlet structures, and remove debris and graffiti as needed. First phase of estimated three phases to remove and replace the concrete on lined channel for Vandenberg Channel between Lone Mountain & Craig Road. Homeless encampment clean up upon occurrence.

Consultant/
 Contractor:
 Project
 Manager:

John Runiks

633-1267

**Regional Flood Control District
Maintenance Work Program
ANNUAL BUDGET**

FY 2019-2020

MWP Facility #: NLV05
 Facility Name: North Las Vegas Detention Basin
 MP Facility ID: LVUP 0388-0405, EKEA 0000,0013

Entity: City of North Las Vegas
 Date Prepared: 04/17/19

Force Account/ Contract	Activity	Requested Work Plan Amount (\$)	Percent Complete	Scheduled Completion Date
	3 Facility Assessment and Inventory	\$ 500.00	0%	
	5 Inspect Channels	\$ 500.00	0%	
	6 Inspect Levees/Detention Basin & Debris Basins	\$ 4,500.00	0%	
	8 Species Survey and Removal	\$ -		
	10 Clean and Reshape Channel/Levees	\$ -		
	15 Repair Lined Channel	\$ -		
	20 Erosion Control and Repair	\$ -		
	21 Provide/Maintain Dust Control	\$ 20,000.00	0%	
	25 Clean Detention/Debris Basin	\$ 80,000.00	0%	
	35 Fence Repair	\$ 4,000.00	0%	
	40 Vegetation Control - Chemical	\$ -		
	45 Vegetation Control - Mechanical	\$ 43,000.00	0%	
	50 Maintain Access Road	\$ 2,000.00	0%	
	55 Clean & Inspect Inlet/Outlet Structures	\$ 3,500.00	0%	
	60 Repair Inlet/Outlet Structures	\$ -		
	65 Clean Storm Sewer Lines	\$ -		
	70 Storm Sewer Repair	\$ -		
	75 Clean/Flush Culverts & Bridges	\$ -		
	80 Miscellaneous Work Activities	\$ 21,500.00	0%	
	90 Homeless Encampment Clean Up			
	TOTALS	\$ 179,500.00		06/30/20

Delays or problem areas: Excessive fence penetrations from offroad vehicles causing extensive repairs.

Work completed during prior fiscal year: Staff provided erosion control, dust control as needed, fence repairs as needed, provided vegetation removal, cleaned inlets and outlets and maintained access roads.

Work to be completed during current fiscal year: Staff will provide erosion control, maintain dust control, maintain access roads, clean outlets and inlets, remove vegetation and graffiti, and provide fence repairs.

Consultant/
 Contractor: _____
 Project
 Manager: John Runiks 633-1267

**Regional Flood Control District
Maintenance Work Program
ANNUAL BUDGET**

FY 2019-2020

MWP Facility #: NLV06
 Facility Name: Upper Las Vegas Wash Detention Basin and Moccasin Levee
 MP Facility ID: LVUP 0908-1077

Entity: City of North Las Vegas
 Date Prepared: 04/17/19

Force Account/ Contract	Activity	Requested Work Plan Amount (\$)	Percent Complete	Scheduled Completion Date
	3 Facility Assessment and Inventory	\$ 500.00	0%	
	5 Inspect Channels	\$ 500.00	0%	
	6 Inspect Levees/Detention Basin & Debris Basins	\$ 5,500.00	0%	
	8 Species Survey and Removal	\$ 3,000.00	0%	
	10 Clean and Reshape Channel/Levees	\$ 8,000.00	0%	
	15 Repair Lined Channel	\$ -		
	20 Erosion Control and Repair	\$ 40,000.00	0%	
	21 Provide/Maintain Dust Control	\$ 20,000.00	0%	
	25 Clean Detention/Debris Basin	\$ 40,000.00	0%	
	35 Fence Repair	\$ 4,500.00	0%	
	40 Vegetation Control - Chemical	\$ 3,000.00	0%	
	45 Vegetation Control - Mechanical	\$ 5,500.00	0%	
	50 Maintain Access Road	\$ 1,500.00	0%	
	55 Clean & Inspect Inlet/Outlet Structures	\$ -		
	60 Repair Inlet/Outlet Structures	\$ -		
	65 Clean Storm Sewer Lines	\$ -		
	70 Storm Sewer Repair	\$ -		
	75 Clean/Flush Culverts & Bridges	\$ -		
	80 Miscellaneous Work Activities	\$ 20,500.00	0%	
	90 Homeless Encampment Clean Up	\$ -		
	TOTALS	\$ 152,500.00		06/30/20

Delays or problem areas: Continued to work with Las Vegas to remove debris being dumped. Due to Tule Springs development we have seen an increased amount of offroad vehicles in this area.

Work completed during prior fiscal year: Staff provided erosion control, dust control as needed, fence repairs, vegetation removal, cleaned inlet and outlet structures, maintained access roads and provided scheduled maintenance on the levee. Created an access road per Regional flood request. Major erosion repairs.

Work to be completed during current fiscal year: Staff will continue erosion repairs on north side of levee, bottom of DB, and along Decatur; silt build-up inside DB and grading of inside basin access road; and vandalism in outlet structure. Staff will provide erosion and dust control, remove vegetation, provide fence repairs, clean outlets and inlets, maintain access roads and inspect/monitor levee.

Consultant/
 Contractor: _____
 Project
 Manager: John Runiks 633-1267

**Regional Flood Control District
Maintenance Work Program
ANNUAL BUDGET**

FY 2019-2020

MWP Facility #: NLV07
 Facility Name: Carey/Lake Mead Detention Basin
 MP Facility ID: LVLM 0000-0270, LVCS 0000-0050

Entity: City of North Las Vegas
 Date Prepared: 04/17/19

Force Account/ Contract	Activity	Requested Work Plan Amount (\$)	Percent Complete	Scheduled Completion Date
	3 Facility Assessment and Inventory	\$ 500.00	0%	
	5 Inspect Channels	\$ -		
	6 Inspect Levees/Detention Basin & Debris Basins	\$ 1,800.00	0%	
	8 Species Survey and Removal	\$ 1,500.00	0%	
	10 Clean and Reshape Channel/Levees	\$ -		
	15 Repair Lined Channel	\$ -		
	20 Erosion Control and Repair	\$ 15,000.00	0%	
	21 Provide/Maintain Dust Control	\$ 10,000.00	0%	
	25 Clean Detention/Debris Basin	\$ 12,000.00	0%	
	35 Fence Repair	\$ 6,500.00	0%	
	40 Vegetation Control - Chemical	\$ 5,000.00	0%	
	45 Vegetation Control - Mechanical	\$ 10,000.00	0%	
	50 Maintain Access Road	\$ -		
	55 Clean & Inspect Inlet/Outlet Structures	\$ 5,000.00	0%	
	60 Repair Inlet/Outlet Structures	\$ -		
	65 Clean Storm Sewer Lines	\$ 14,071.00	0%	
	70 Storm Sewer Repair	\$ -		
	75 Clean/Flush Culverts & Bridges	\$ 2,000.00	0%	
	80 Miscellaneous Work Activities	\$ 19,700.00	0%	
	90 Homeless Encampment Clean Up	\$ 3,500.00	0%	
	TOTALS	\$ 106,571.00		06/30/20

Delays or problem areas: Removed many encampments.

Work completed during prior fiscal year: Staff provided erosion control, cleaned trash and debris, and removed vegetation from rocky areas. Fencing was repaired, cleaned outlet structures, maintained access road, and provided major dust control. Homeless encampment clean up upon occurrence.

Work to be completed during current fiscal year: Staff will provide dust control, vegetation removal, and repair damage fencing as needed. Clean along perimeter fence, and repair erosion along outer slopes. Boxes will be cleaned. Homeless encampment clean up upon occurrence.

Consultant/
 Contractor:
 Project
 Manager:

John Runiks

633-1267

**Regional Flood Control District
Maintenance Work Program
ANNUAL BUDGET**

FY 2019-2020

MWP Facility #: NLV08
 Facility Name: Gowan Outfall Channel
 MP Facility ID: GOOF 0000-0224, GOCR 0000-0080,
 GOLO 0000-0100

Entity: City of North Las Vegas
 Date Prepared: 04/17/19

Force Account/ Contract	Activity	Requested Work Plan Amount (\$)	Percent Complete	Scheduled Completion Date
	3 Facility Assessment and Inventory	\$ 500.00	0%	
	5 Inspect Channels	\$ 500.00	0%	
	6 Inspect Levees/Detention Basin & Debris Basins	\$ -		
	8 Species Survey and Removal	\$ -		
	10 Clean and Reshape Channel/Levees	\$ 3,500.00	0%	
	15 Repair Lined Channel	\$ -		
	20 Erosion Control and Repair	\$ -		
	21 Provide/Maintain Dust Control	\$ -		
	25 Clean Detention/Debris Basin	\$ -		
	35 Fence Repair	\$ 7,500.00	0%	
	40 Vegetation Control - Chemical	\$ 3,000.00	0%	
	45 Vegetation Control - Mechanical	\$ 3,000.00	0%	
	50 Maintain Access Road	\$ -		
	55 Clean & Inspect Inlet/Outlet Structures	\$ -		
	60 Repair Inlet/Outlet Structures	\$ -		
	65 Clean Storm Sewer Lines	\$ 14,071.00	0%	
	70 Storm Sewer Repair	\$ -		
	75 Clean/Flush Culverts & Bridges	\$ 8,000.00	0%	
	80 Miscellaneous Work Activities	\$ 24,000.00	0%	
	90 Homeless Encampment Clean Up	\$ 10,000.00	0%	
	TOTALS	\$ 74,071.00		06/30/20

Delays or problem areas: Responded to many major encampments.

Work completed during prior fiscal year: Repaired fencing, provided vegetation removal using mower, and maintained access roads. Homeless encampment clean up upon occurrence.

Work to be completed during current fiscal year: Staff will remove any trash and debris, repair fencing, maintain access roads, remove vegetation and graffiti and clean inlet and outlet structures. Homeless encampment clean up upon occurrence.

Consultant/
 Contractor: _____
 Project
 Manager: John Runiks 633-1267

**Regional Flood Control District
Maintenance Work Program
ANNUAL BUDGET
FY 2019-2020**

MWP Facility #: NLV10
 Facility Name: Upper Las Vegas Wash
 MP Facility ID: LVUP 0446-0493

Entity: City of North Las Vegas
 Date Prepared: 04/17/19

Force Account/ Contract	Activity	Requested Work Plan Amount (\$)	Percent Complete	Scheduled Completion Date
	3 Facility Assessment and Inventory	\$ 500.00	0%	
	5 Inspect Channels	\$ 500.00	0%	
	6 Inspect Levees/Detention Basin & Debris Basins	\$ -		
	8 Species Survey and Removal	\$ -		
	10 Clean and Reshape Channel/Levees	\$ -		
	15 Repair Lined Channel	\$ -		
	20 Erosion Control and Repair	\$ -		
	21 Provide/Maintain Dust Control	\$ -		
	25 Clean Detention/Debris Basin	\$ -		
	35 Fence Repair	\$ -		
	40 Vegetation Control - Chemical	\$ -		
	45 Vegetation Control - Mechanical	\$ -		
	50 Maintain Access Road	\$ -		
	55 Clean & Inspect Inlet/Outlet Structures	\$ -		
	60 Repair Inlet/Outlet Structures	\$ -		
	65 Clean Storm Sewer Lines	\$ -		
	70 Storm Sewer Repair	\$ -		
	75 Clean/Flush Culverts & Bridges	\$ -		
	80 Miscellaneous Work Activities	\$ 22,000.00	0%	
	90 Homeless Encampment Clean Up	\$ -		
	TOTALS	\$ 23,000.00		06/30/20

Delays or problem areas: Foot traffic and minor offroad vehicle traffic have been noticed due to increase in surrounding development.

Work completed during prior fiscal year: Staff provided erosion control, dust control, and removed vegetation.

Work to be completed during current fiscal year: Staff will remove any debris and trash, and remove vegetation and provide erosion and dust control within the channel. Maintain restricted access roads by clearing out any vegetation and adding any regrinds to mitigate any dust activities.

Consultant/
 Contractor:
 Project
 Manager:

John Runiks

633-1267

**Regional Flood Control District
Maintenance Work Program
ANNUAL BUDGET**

FY 2019-2020

MWP Facility #: NLV11
 Facility Name: Clayton Street Channel
 MP Facility ID: LV03 0000-0131, LVSM 0000-0109

Entity: City of North Las Vegas
 Date Prepared: 04/17/19

Force Account/ Contract	Activity	Requested Work Plan Amount (\$)	Percent Complete	Scheduled Completion Date
	3 Facility Assessment and Inventory	\$ 500.00	0%	
	5 Inspect Channels	\$ 500.00	0%	
	6 Inspect Levees/Detention Basin & Debris Basins	\$ -		
	8 Species Survey and Removal	\$ -		
	10 Clean and Reshape Channel/Levees	\$ 5,000.00	0%	
	15 Repair Lined Channel	\$ -		
	20 Erosion Control and Repair	\$ -		
	21 Provide/Maintain Dust Control	\$ -		
	25 Clean Detention/Debris Basin	\$ -		
	35 Fence Repair	\$ 4,500.00	0%	
	40 Vegetation Control - Chemical	\$ 3,000.00	0%	
	45 Vegetation Control - Mechanical	\$ -		
	50 Maintain Access Road	\$ -		
	55 Clean & Inspect Inlet/Outlet Structures	\$ 2,000.00	0%	
	60 Repair Inlet/Outlet Structures	\$ -		
	65 Clean Storm Sewer Lines	\$ 14,071.00	0%	
	70 Storm Sewer Repair	\$ -		
	75 Clean/Flush Culverts & Bridges	\$ 1,000.00	0%	
	80 Miscellaneous Work Activities	\$ 22,000.00	0%	
	90 Homeless Encampment Clean Up	\$ 3,500.00	0%	
	TOTALS	\$ 56,071.00		06/30/20

Delays or problem areas: Removed many encampments.

Work completed during prior fiscal year: Staff repaired fencing, provided vegetation removal, and cleaned inlet and outlet structures. Removed homeless encampment upon occurrence.

Work to be completed during current fiscal year: Staff will provide fencing repairs as needed, provide vegetation removal, and clean inlet and outlet structures. Repair erosion at mid channel west side shoulder and at Tropical Parkway at the back of sidewalk. Homeless encampment clean up upon occurrence.

Consultant/
 Contractor: _____
 Project
 Manager: John Runiks 633-1267

**Regional Flood Control District
Maintenance Work Program
ANNUAL BUDGET
FY 2019-2020**

MWP Facility #: NLV12
 Facility Name: Lower Las Vegas Detention Basin
 MP Facility ID: LVMD 1905-2055

Entity: City of North Las Vegas
 Date Prepared: 04/17/19

Force Account/ Contract	Activity	Requested Work Plan Amount (\$)	Percent Complete	Scheduled Completion Date
	3 Facility Assessment and Inventory	\$ 500.00	0%	
	5 Inspect Channels	\$ 500.00	0%	
	6 Inspect Levees/Detention Basin & Debris Basins	\$ 3,000.00	0%	
	8 Species Survey and Removal	\$ 1,500.00	0%	
	10 Clean and Reshape Channel/Levees	\$ -		
	15 Repair Lined Channel	\$ -		
	20 Erosion Control and Repair	\$ 15,000.00	0%	
	21 Provide/Maintain Dust Control	\$ 10,000.00	0%	
	25 Clean Detention/Debris Basin	\$ 10,000.00	0%	
	35 Fence Repair	\$ 6,500.00	0%	
	40 Vegetation Control - Chemical	\$ 7,000.00	0%	
	45 Vegetation Control - Mechanical	\$ -		
	50 Maintain Access Road	\$ 1,000.00	0%	
	55 Clean & Inspect Inlet/Outlet Structures	\$ 2,000.00	0%	
	60 Repair Inlet/Outlet Structures	\$ -		
	65 Clean Storm Sewer Lines	\$ 14,071.00	0%	
	70 Storm Sewer Repair	\$ -		
	75 Clean/Flush Cuiverts & Bridges	\$ 2,500.00	0%	
	80 Miscellaneous Work Activities	\$ 20,500.00	0%	
	90 Homeless Encampment Clean Up	\$ 2,500.00	0%	
	TOTALS	\$ 96,571.00		06/30/20

Delays or problem areas: Removed many encampments.

Work completed during prior fiscal year: Staff provided erosion control, fencing repairs, removed vegetation, cleaned inlet and outlet structures, maintained access roads, and removed large amount of trash and debris from rain events. Fence repairs were completed and homeless encampment clean up upon occurrence.

Work to be completed during current fiscal year: Staff will remove trash and debris, provide fencing repairs as needed, maintain access roads, clear out vegetation, clean inlet and outlet structures, and remediate any rills within the embankment. Remove/clean vegetation, trash, and debris north of pedestrian bridge, and repair erosion on south abutment slope and north of pedestrian bridge. Homeless encampment clean up upon occurrence.

Consultant/
 Contractor: _____
 Project
 Manager: John Runiks 633-1267

**Regional Flood Control District
Maintenance Work Program
ANNUAL BUDGET
FY 2019-2020**

MWP Facility #: NLV13
 Facility Name: West Trib - Ranch House Rd to Lower LV DB
 MP Facility ID: ANWE 0000-0122, CNWE 0000-0005
LVMD 2060-2322, GTEA 0000-0139, AVHR 0020

Entity: City of North Las Vegas
 Date Prepared: 04/17/19

Force Account/ Contract	Activity	Requested Work Plan Amount (\$)	Percent Complete	Scheduled Completion Date
	3 Facility Assessment and Inventory	\$ 500.00	0%	
	5 Inspect Channels	\$ 500.00	0%	
	6 Inspect Levees/Detention Basin & Debris Basins	\$ -		
	8 Species Survey and Removal	\$ -		
	10 Clean and Reshape Channel/Levees	\$ 6,000.00	0%	
	15 Repair Lined Channel	\$ -		
	20 Erosion Control and Repair	\$ 3,000.00	0%	
	21 Provide/Maintain Dust Control	\$ -		
	25 Clean Detention/Debris Basin	\$ -		
	35 Fence Repair	\$ 4,000.00	0%	
	40 Vegetation Control - Chemical	\$ 3,000.00	0%	
	45 Vegetation Control - Mechanical	\$ -		
	50 Maintain Access Road	\$ 2,000.00	0%	
	55 Clean & Inspect Inlet/Outlet Structures	\$ 2,000.00	0%	
	60 Repair Inlet/Outlet Structures	\$ -		
	65 Clean Storm Sewer Lines	\$ 14,071.00	0%	
	70 Storm Sewer Repair	\$ -		
	75 Clean/Flush Culverts & Bridges	\$ 2,000.00	0%	
	80 Miscellaneous Work Activities	\$ 21,000.00	0%	
	90 Homeless Encampment Clear Up	\$ 6,500.00	0%	
	TOTALS	\$ 64,571.00		06/30/20

Delays or problem areas. Removed many encampments.

Work completed during prior fiscal year: Repaired fencing, provided vegetation removal, cleaned inlet and outlet structures, and maintained access roads. Homeless encampment clean up upon occurrence.

Work to be completed during current fiscal year: Staff will remove any trash and debris, provide fencing repairs, maintain access roads, clear out vegetation, and clean inlets and outlets. Repair continuous access road erosion and rebuild berm at Clayton. Homeless encampment clean up upon occurrence.

Consultant/
 Contractor:
 Project
 Manager:

John Runiks

633-1267

**Regional Flood Control District
Maintenance Work Program
ANNUAL BUDGET**

FY 2019-2020

MWP Facility #: NLV14
 Facility Name: Tributary to the Western Trib @ Craig Road
 MP Facility ID: LV06 0000-0147, LV05 0000-0131,
 LVBR 0000-0014, LVCL 0000-0030

Entity: City of North Las Vegas
 Date Prepared: 04/17/19

Force Account/ Contract	Activity	Requested Work Plan Amount (\$)	Percent Complete	Scheduled Completion Date
	3 Facility Assessment and Inventory	\$ 500.00	0%	
	5 Inspect Channels	\$ 500.00	0%	
	6 Inspect Levees/Detention Basin & Debris Basins	\$ -		
	8 Species Survey and Removal	\$ -		
	10 Clean and Reshape Channel/Levees	\$ 5,500.00	0%	
	15 Repair Lined Channel	\$ -		
	20 Erosion Control and Repair	\$ -		
	21 Provide/Maintain Dust Control	\$ -		
	25 Clean Detention/Debris Basin	\$ -		
	35 Fence Repair	\$ 5,500.00	0%	
	40 Vegetation Control - Chemical	\$ 4,500.00	0%	
	45 Vegetation Control - Mechanical	\$ -		
	50 Maintain Access Road	\$ 2,000.00	0%	
	55 Clean & Inspect Inlet/Outlet Structures	\$ -		
	60 Repair Inlet/Outlet Structures	\$ -		
	65 Clean Storm Sewer Lines	\$ 14,071.00	0%	
	70 Storm Sewer Repair	\$ -		
	75 Clean/Flush Culverts & Bridges	\$ 3,000.00	0%	
	80 Miscellaneous Work Activities	\$ 21,000.00	0%	
	90 Homeless Encampment Clean Up	\$ 10,000.00	0%	
	TOTALS	\$ 66,571.00		06/30/20

Delays or problem areas: Removed many major encampments.

Work completed during prior fiscal year: Repaired fencing, provided vegetation removal, cleaned inlet and outlet structures and maintained access roads. Removed many major encampments.

Work to be completed during current fiscal year: Staff will remove vegetation, trash and debris, provide fencing repairs, maintain access roads, and clean inlet and outlet structures. Repair any concrete damage from NLV02 to NLV12, and maintain the joint seals throughout the channels. Homeless encampment clean up upon occurrence.

Consultant/
 Contractor: _____
 Project
 Manager: John Runiks 633-1267

**Regional Flood Control District
Maintenance Work Program
ANNUAL BUDGET**

FY 2019-2020

MWP Facility #: NLV15
 Facility Name: Las Vegas Wash - Smoke Ranch
 MP Facility ID: LVSR 0000-0295, LAAT 0000-0204,
 LANO 0000, LAAS 0000-0103

Entity: City of North Las Vegas
 Date Prepared: 04/17/19

Force Account/ Contract	Activity	Requested Work Plan Amount (\$)	Percent Complete	Scheduled Completion Date
	3 Facility Assessment and Inventory	\$ 500.00	0%	
	5 Inspect Channels	\$ 500.00	0%	
	6 Inspect Levees/Detention Basin & Debris Basins	\$ -		
	8 Species Survey and Removal	\$ -		
	10 Clean and Reshape Channel/Levees	\$ 3,500.00	0%	
	15 Repair Lined Channel	\$ -		
	20 Erosion Control and Repair	\$ 3,000.00	0%	
	21 Provide/Maintain Dust Control	\$ -		
	25 Clean Detention/Debris Basin	\$ -		
	35 Fence Repair	\$ -		
	40 Vegetation Control - Chemical	\$ 3,500.00	0%	
	45 Vegetation Control - Mechanical	\$ -		
	50 Maintain Access Road	\$ 2,000.00	0%	
	55 Clean & Inspect Inlet/Outlet Structures	\$ 2,500.00	0%	
	60 Repair Inlet/Outlet Structures	\$ -		
	65 Clean Storm Sewer Lines	\$ 14,071.00	0%	
	70 Storm Sewer Repair	\$ -		
	75 Clean/Flush Culverts & Bridges	\$ 1,000.00	0%	
	80 Miscellaneous Work Activities	\$ 20,000.00	0%	
	90 Homeless Encampment Clean Up	\$ 2,500.00	0%	
	TOTALS	\$ 53,071.00		06/30/20

Delays or problem areas: Encountered some homeless encampments.

Work completed during prior fiscal year: Repaired fencing, removed vegetation, cleaned storm drains, and outlet and inlet structures, and maintained access roads. Homeless encampment clean up upon occurrence.

Work to be completed during current fiscal year: Staff will remove trash and debris, provide fencing repairs as needed, maintain access roads, remove vegetation, clean inlet and outlet structures, and clean/inspect storm drains. Repair erosion along east side of channel and along entire channel bottom. Homeless encampment clean up upon occurrence.

Consultant/
 Contractor: _____
 Project
 Manager: John Runiks 633-1267

**Regional Flood Control District
Maintenance Work Program
ANNUAL BUDGET
FY 2019-2020**

MWP Facility #: NLV16
 Facility Name: Upper Las Vegas Wash Channel
 MP Facility ID: LVLO 0000-0025, TREA 0000-0134, LVUP 0000-0382,
CNEA 0000-0176, ANEA 0000-0040, LV5C 0000-0063, CNDS 0000-0062

Entity: City of North Las Vegas
 Date Prepared: 04/17/19

Force Account/ Contract	Activity	Requested Work Plan Amount (\$)	Percent Complete	Scheduled Completion Date
	3 Facility Assessment and Inventory	\$ 500.00	0%	
	5 Inspect Channels	\$ 500.00	0%	
	6 Inspect Levees/Detention Basin & Debris Basins	\$ -		
	8 Species Survey and Removal	\$ -		
	10 Clean and Reshape Channel/Levees	\$ 1,000.00	0%	
	15 Repair Lined Channel	\$ -		
	20 Erosion Control and Repair	\$ -		
	21 Provide/Maintain Dust Control	\$ -		
	25 Clean Detention/Debris Basin	\$ -		
	35 Fence Repair	\$ 3,500.00	0%	
	40 Vegetation Control - Chemical	\$ 3,500.00	0%	
	45 Vegetation Control - Mechanical	\$ -		
	50 Maintain Access Road	\$ -		
	55 Clean & Inspect Inlet/Outlet Structures	\$ -		
	60 Repair Inlet/Outlet Structures	\$ -		
	65 Clean Storm Sewer Lines	\$ 14,071.00	0%	
	70 Storm Sewer Repair	\$ -		
	75 Clean/Flush Culverts & Bridges	\$ 52,000.00	0%	
	80 Miscellaneous Work Activities	\$ 20,000.00	0%	
	90 Homeless Encampment Clean Up	\$ 4,500.00	0%	
	TOTALS	\$ 99,571.00		06/30/20

Delays or problem areas: Removed many encampments.

Work completed during prior fiscal year: Staff provided trash and debris removal, repaired fencing as needed, maintained access roads, removed vegetation and graffiti as needed, and cleaned storm drains, channels, and culverts. Homeless encampment cleanup upon occurrence.

Work to be completed during current fiscal year: Staff will provide trash and debris removal, repair fencing as needed, maintain access roads, remove vegetation and graffiti as needed, and clean storm drains, channels and culverts.

Consultant/
 Contractor: _____
 Project
 Manager: John Runiks 633-1267

**Regional Flood Control District
Maintenance Work Program
ANNUAL BUDGET**

FY 2019-2020

MWP Facility #: NLV17 Entity: City of North Las Vegas
 Facility Name: Range Wash - Las Vegas Wash Diversion & Levee Date Prepared: 04/17/19
 MP Facility ID: LVRW 0000-0293

Force Account/ Contract	Activity	Requested Work Plan Amount (\$)	Percent Complete	Scheduled Completion Date
	3 Facility Assessment and Inventory	\$ 500.00	0%	
	5 Inspect Channels	\$ 500.00	0%	
	6 inspect Levees/Detention Basin & Debris Basins	\$ 1,500.00	0%	
	8 Species Survey and Removal	\$ 1,500.00	0%	
	10 Clean and Reshape Channel/Levees	\$ 2,000.00	0%	
	15 Repair Lined Channel	\$ -		
	20 Erosion Control and Repair	\$ 106,000.00	0%	
	21 Provide/Maintain Dust Control	\$ 25,000.00	0%	
	25 Clean Detention/Debris Basin	\$ -		
	35 Fence Repair	\$ -		
	40 Vegetation Control - Chemical	\$ 3,000.00	0%	
	45 Vegetation Control - Mechanical	\$ -		
	50 Maintain Access Road	\$ 2,000.00	0%	
	55 Clean & Inspect Inlet/Outlet Structures	\$ -		
	60 Repair Inlet/Outlet Structures	\$ -		
	65 Clean Storm Sewer Lines	\$ -		
	70 Storm Sewer Repair	\$ -		
	75 Clean/Flush Culverts & Bridges	\$ -		
	80 Miscellaneous Work Activities	\$ 20,000.00	0%	
	90 Homeless Encampment Clean Up	\$ 3,500.00	0%	
	TOTALS	\$ 165,500.00		06/30/20

Delays or problem areas: Providing maintenance on the levee was encumbered due to the higher than normal level of Air Force training exercises. Due to these factors we were only able to service NLV 17 twice a week during the month of December and January, which interfered with production. In light of these challenges our projects were delayed but completed.

Work completed during prior fiscal year: Staff provided major erosion control, fencing repairs, vegetation removal and dust control. Minor homeless encampments encountered. Also encountered fencing repairs due to offroad traffic.

Work to be completed during current fiscal year: Clear access route into DB, repair erosion on embankment slopes, provide fencing repairs, remove vegetation, and provide dust control as needed. Staff will also maintain access roads, monitor and inspect levee. Remove homeless encampments upon occurrence.

Consultant/
Contractor: _____
Project
Manager: John Runiks 633-1267

**Regional Flood Control District
Maintenance Work Program
ANNUAL BUDGET
FY 2019-2020**

MWP Facility #: NLV18 Entity: City of North Las Vegas
 Facility Name: Cheyenne Peaking Basin Date Prepared: 04/17/19
 MP Facility ID: LVMD 1594-1647

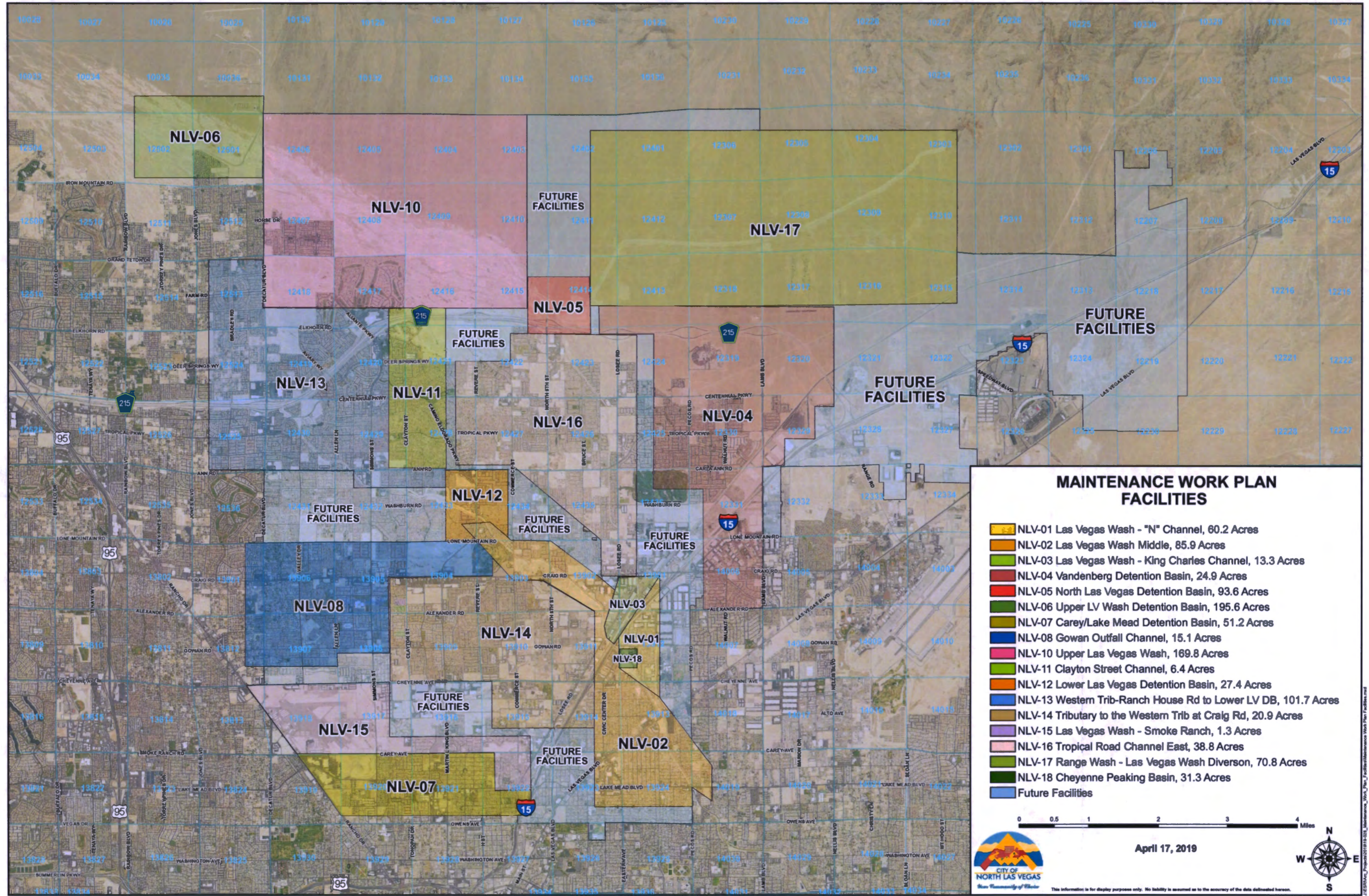
Force Account/ Contract	Activity	Requested Work Plan Amount (\$)	Percent Complete	Scheduled Completion Date
	3 Facility Assessment and Inventory	\$ 500.00	0%	
	5 Inspect Channels	\$ -		
	6 Inspect Levees/Detention Basin & Debris Basins	\$ 2,000.00	0%	
	8 Species Survey and Removal	\$ -		
	10 Clean and Reshape Channel/Levees	\$ -		
	15 Repair Lined Channel	\$ -		
	20 Erosion Control and Repair	\$ -		
	21 Provide/Maintain Dust Control	\$ -		
	25 Clean Detention/Debris Basin	\$ 20,000.00	0%	
	35 Fence Repair	\$ 5,000.00	0%	
	40 Vegetation Control - Chemical	\$ 3,500.00	0%	
	45 Vegetation Control - Mechanical	\$ 3,500.00	0%	
	50 Maintain Access Road	\$ 3,000.00	0%	
	55 Clean & Inspect Inlet/Outlet Structures	\$ 1,500.00	0%	
	60 Repair Inlet/Outlet Structures	\$ -		
	65 Clean Storm Sewer Lines	\$ 14,071.00	0%	
	70 Storm Sewer Repair	\$ -		
	75 Clean/Flush Culverts & Bridges	\$ 2,000.00	0%	
	80 Miscellaneous Work Activities	\$ 23,000.00	0%	
	90 Homeless Encampment Clean Up	\$ 10,000.00	0%	
	TOTALS	\$ 88,071.00		06/30/20

Delays or problem areas: Removed many major encampments.

Work completed during prior fiscal year: Staff provided erosion control, dust control, fencing repairs, vegetation removal, cleaned inlet and outlet structures and maintained access roads. Removed many homeless encampments.

Work to be completed during current fiscal year: Staff will provide dust control as needed, maintain access roads, and clean inlet and outlet structures. Remove/clean trash and debris in dam diverters and in channel, and remove vegetation in basin bottom, basin outlet grate, and on upper road south of Civic Center. Remove graffiti and repair fence at end of Bulloch. Remove homeless encampments upon occurrence. Staff will remove silt deposits from the bottom of basin.

Consultant/
Contractor: _____
Project
Manager: John Runiks 633-1267



MAINTENANCE WORK PLAN FACILITIES

- NLV-01 Las Vegas Wash - "N" Channel, 60.2 Acres
- NLV-02 Las Vegas Wash Middle, 85.9 Acres
- NLV-03 Las Vegas Wash - King Charles Channel, 13.3 Acres
- NLV-04 Vandenberg Detention Basin, 24.9 Acres
- NLV-05 North Las Vegas Detention Basin, 93.6 Acres
- NLV-06 Upper LV Wash Detention Basin, 195.6 Acres
- NLV-07 Carey/Lake Mead Detention Basin, 51.2 Acres
- NLV-08 Gowan Outfall Channel, 15.1 Acres
- NLV-10 Upper Las Vegas Wash, 169.8 Acres
- NLV-11 Clayton Street Channel, 6.4 Acres
- NLV-12 Lower Las Vegas Detention Basin, 27.4 Acres
- NLV-13 Western Trib-Ranch House Rd to Lower LV DB, 101.7 Acres
- NLV-14 Tributary to the Western Trib at Craig Rd, 20.9 Acres
- NLV-15 Las Vegas Wash - Smoke Ranch, 1.3 Acres
- NLV-16 Tropical Road Channel East, 38.8 Acres
- NLV-17 Range Wash - Las Vegas Wash Diversion, 70.8 Acres
- NLV-18 Cheyenne Peaking Basin, 31.3 Acres
- Future Facilities



April 17, 2019



This information is for display purposes only. No liability is assumed as to the accuracy of the data delineated herein.



\\server\proj\2018\18-001\GIS\Map_Series\Map_Series_Facilities_Maintenance_Work_Plan_Facilities

CLARK COUNTY
REGIONAL FLOOD CONTROL DISTRICT
AGENDA ITEM

SUBJECT:

NATIONAL POLLUTANT DISCHARGE ELIMINATION SYSTEM (NPDES) PERMIT COMPLIANCE FOR THE LAS VEGAS VALLEY – CONSULTANT AGREEMENT

PETITIONER:

STEVEN C. PARRISH, P.E., GENERAL MANAGER/CHIEF ENGINEER

RECOMMENDATION OF PETITIONER:

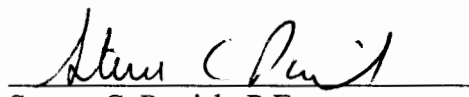
THAT THE BOARD APPROVE AND AUTHORIZE THE CHAIR TO SIGN THE CONSULTANT AGREEMENT WITH HDR ENGINEERING INC., FOR THE NATIONAL POLLUTANT DISCHARGE ELIMINATION SYSTEM PERMIT COMPLIANCE FOR THE LAS VEGAS VALLEY (FOR POSSIBLE ACTION)

FISCAL IMPACT: \$444,056

BACKGROUND:

The Las Vegas Valley stormwater dischargers (Permittees) have operated under a state issued National Pollutant Discharge Elimination System (NPDES) Permit since December 1990. The current permit was issued on February 9, 2010. On June 8, 2017, the Board authorized the District to solicit proposals, select a consultant, and negotiate a professional services agreement for consulting services to assist the Permittees in developing and implementing the stormwater program and negotiating a new permit with the Nevada Division of Environmental Protection (NDEP). It was determined that HDR Engineering, Inc. had the minimum qualifications to perform the required services and provided the best overall approach to implementing the program and permit. HDR Engineering, Inc. has capably and effectively represented the District for completion of compliance activities in the 2017-18 and the 2018-19 permit years. The 2019-20 fiscal year budget includes sufficient appropriations for this agreement, which is included in the backup. The District Attorney has reviewed the agreement.

Respectfully submitted,



Steven C. Parrish, P.E.
General Manager/Chief Engineer

TAC AGENDA ITEM #10 Date: 05/30/19	RFCD AGENDA ITEM # Date: 06/13/19
CAC AGENDA ITEM #10 Date: 06/03/19	

Regional Flood Control District
AGENDA ITEM DEVELOPMENT

Staff Discussion:	Date: 05/20/19
<p>NATIONAL POLLUTANT DISCHARGE ELIMINATION SYSTEM (NPDES) PERMIT COMPLIANCE FOR THE LAS VEGAS VALLEY CONSULTANT AGREEMENT</p> <p>The Las Vegas Valley stormwater dischargers (Permittees) have operated under a state issued National Pollutant Discharge Elimination System (NPDES) Permit since December 1990. The current permit was issued on February 9, 2010. On June 8, 2017, the Board authorized the District to solicit proposals, select a consultant, and negotiate a professional services agreement for consulting services to assist the Permittees in developing and implementing the stormwater program and negotiating a new permit with the Nevada Division of Environmental Protection (NDEP). It was determined that HDR Engineering, Inc. had the minimum qualifications to perform the required services and provided the best overall approach to implementing the program and permit. HDR Engineering, Inc. has capably and effectively represented the District for completion of compliance activities in the 2017-18 and the 2018-19 permit years. The 2019-20 fiscal year budget includes sufficient appropriations for this agreement, which is included in the backup.</p> <p>The District Attorney has reviewed the agreement.</p>	
Staff Recommendation:	
Approve.	
Discussion by Technical Advisory Committee:	AGENDA #10 Date: 05/30/19
Recommendation:	
Discussion by Citizens Advisory Committee:	AGENDA #10 Date: 06/03/19
Recommendation:	

**AGREEMENT FOR PROFESSIONAL SERVICES
CLARK COUNTY REGIONAL FLOOD CONTROL DISTRICT
AND
HDR ENGINEERING, INC.
LAS VEGAS VALLEY NATIONAL POLLUTANT DISCHARGE
ELIMINATION SYSTEM PERMIT**

THIS AGREEMENT is made and entered into this ____th day of _____, 2019 by and between the CLARK COUNTY REGIONAL FLOOD CONTROL DISTRICT (hereinafter referred to as “DISTRICT”) and HDR ENGINEERING, INC. (hereinafter referred to as “CONSULTANT”), for the Las Vegas Valley National Pollutant Discharge Elimination System Permit (hereinafter referred to as the “PROJECT”).

WITNESSETH

WHEREAS, National Pollutant Discharge Elimination System (NPDES) Permit No. NV0021911 has been issued by the State of Nevada Division of Environmental Protection (NDEP) for the discharge of stormwater to Las Vegas Wash and its tributaries, and

WHEREAS, the DISTRICT is a co-permittee for this permit with the City of Las Vegas, the City of North Las Vegas, the City of Henderson and Clark County, and

WHEREAS, the NPDES Permit requires the permittees to provide additional technical and administrative information to NDEP by October 1, 2020 and at other times during the permit year; and

WHEREAS, the CONSULTANT is experienced and is knowledgeable in the completion of such works; and

WHEREAS, the CONSULTANT represents that it is properly registered and qualified in accordance with the Nevada Revised Statutes and has the personnel and facilities necessary to accomplish the PROJECT within the required time; and

WHEREAS, the parties desire to set forth the responsibilities, terms, and conditions of completing the PROJECT.

NOW, THEREFORE, in consideration of the premises and terms contained herein, the parties agree as follows:

Section I
RESPONSIBILITY OF CONSULTANT

- A. The CONSULTANT shall be responsible for the professional quality, technical accuracy, timely completion, and coordination of all services furnished by the CONSULTANT, its subcontractors and subconsultants and their principals, officers, employees, and agents under this AGREEMENT. In performing the specified services, the CONSULTANT shall follow practices consistent with generally accepted current professional and technical engineering standards.
- B. It shall be the duty of CONSULTANT to assure that all work products are technically sound and in conformance with all pertinent and current federal, State, and local statutes, codes ordinances, resolutions, and other. If, during the term of this AGREEMENT, there are any changes or new laws, ordinances, statutes, rules or regulations not known or foreseeable at the time of signing this AGREEMENT which become effective and which affect the cost or time of performance of the AGREEMENT, the CONSULTANT shall immediately notify DISTRICT in writing and submit detailed documentation of such effect in terms of both time and cost of performing the AGREEMENT. Upon concurrence by DISTRICT as to the effect of such changes, adjustment in time of performance and/or compensation for an increase or decrease in labor, materials, and equipment directly required to be in compliance will be made in writing. Except for an extension of time, no payment or compensation of any kind shall be made to CONSULTANT for damages caused by such changes or new laws, ordinances, statutes, rules or regulations, including, but not limited to, those which may arise due to delay, disruption, acceleration, or inefficiency. If any discrepancy or inconsistency should be discovered between this AGREEMENT and any law, ordinance, regulation, order, or decree, CONSULTANT shall immediately report the same in writing to the DISTRICT,

who will issue such instruction as may be necessary. The CONSULTANT shall, without additional compensation, correct or revise any negligent acts, errors or deficiencies in its recommended plans, policies, designs, drawings, and other sections of the PROJECT. It is also understood and agreed by both parties that if any variation in measurements, calculations, or observations of a quantity due to mistakes, hereinafter referred to as “erroneous work” is found, the CONSULTANT will expeditiously perform the necessary work, at no expense to the DISTRICT, to correct the erroneous work. The reviewing process by the DISTRICT during the progress of the PROJECT will not relieve the CONSULTANT’s obligation for erroneous work in the preparation of the different sections of the PROJECT. Any revisions or updates of the PROJECT after submittal would be considered outside the scope of services for this AGREEMENT.

- C. The CONSULTANT will be responsible for holding monthly progress meetings with the DISTRICT. Minutes of these meetings and a summary of the PROJECT status will be submitted by the CONSULTANT to the DISTRICT monthly.
- D. It is agreed that any and all documents prepared and submitted by the CONSULTANT to the DISTRICT, and all information required of the CONSULTANT by the AGREEMENT, become the property of the DISTRICT. The CONSULTANT may retain copies and reproducible copies of all documents produced as a result of the PROJECT. In the event of the termination of the AGREEMENT, all documents produced shall be and become the property of the DISTRICT. The CONSULTANT agrees to surrender all such documents to the DISTRICT within ten (10) business days.
- E. The CONSULTANT agrees that its officers and employees will cooperate with the DISTRICT in the performance of services under this AGREEMENT and will be available for consultation with the DISTRICT at such reasonable times and with advance notice so as to not conflict with their other responsibilities.
- F. The rights and remedies of the DISTRICT provided for under this section are in addition to any other rights and remedies provided by law or under other sections of the AGREEMENT.

Section II

DISTRICT'S RESPONSIBILITY

- A. The DISTRICT agrees that its officers and employees will cooperate with CONSULTANT in performance of services under this AGREEMENT and will be available for consultation with CONSULTANT at such reasonable times with advance notice as to not conflict with their other responsibilities.
- B. The services performed by CONSULTANT under this AGREEMENT shall be subject to review and approval by the DISTRICT's General Manager. The DISTRICT's General Manager may delegate any or all of the General Manager's responsibilities under this AGREEMENT to appropriate staff members, and shall so inform CONSULTANT by written notice before the effective date of each such delegation.
- C. The services to be performed by the CONSULTANT under this AGREEMENT shall be subject to periodic review by the DISTRICT's General Manager. The review comments of the DISTRICT's General Manager shall be reported in writing to the CONSULTANT by the DISTRICT's General Manager or his designee. To prevent an unreasonable delay in the CONSULTANT's work, the DISTRICT's General Manager will endeavor to examine all documents and will make authorizations in writing to the CONSULTANT to proceed with work within 10 working days of receipt of such documents. It is understood that the DISTRICT's representative review comments do not relieve the CONSULTANT from the responsibility for professional and technical accuracy of all work delivered under this AGREEMENT.
- D. DISTRICT shall, without charge, furnish to or make available for examination or use by the CONSULTANT as it may request, any relevant data which the DISTRICT has available, including as examples only and not as a limitation:
 - 1. Copies of reports, maps, plans, surveys, records, and other documents pertinent to flooding, flood control facilities, public properties, property developments, and other physical features related to the PROJECT.
 - 2. Copies of previously prepared reports, publications, design hydrologic and hydraulic data, flooding information, flooding data, rainfall/runoff data,

representative local drainage requirements (i.e., subdivision, planning and zoning regulations, ordinances, codes criteria, and special agreements or procedures), analyses, computation manuals, computer programs, other documents and information related to the PROJECT, and services specified by this AGREEMENT. CONSULTANT shall return original data provided by the DISTRICT at the DISTRICT's request within ten (10) calendar days.

- E. Upon written request from the CONSULTANT, the DISTRICT shall reasonably assist CONSULTANT in obtaining data and documents from public officers or agencies and from private citizens and business firms whenever the DISTRICT determines that such material is necessary for the completion of the services specified by the AGREEMENT. DISTRICT shall provide the CONSULTANT with a list of names of individuals, agencies, or any other parties that should receive written communication related to the PROJECT from the CONSULTANT.
- F. CONSULTANT will not be responsible for accuracy of information or data supplied by the DISTRICT or other sources, but will use such data to the extent such information or data would be relied upon by a reasonable prudent professional person in the engineering field.

Section III

CONSULTANT SERVICES

- A. The CONSULTANT shall perform Task 1 through Task 6 including services discussed in the "Basic Services" as specified in Exhibit A (the Scope of Services), which is attached hereto, and by this reference made a part of this AGREEMENT. Exhibit B, the Project Study Area, and Exhibit C, the Project Time Schedule, are attached hereto and by this reference are also made a part of this AGREEMENT.
- B. The DISTRICT may at any time, by written order, make changes within the general scope of this AGREEMENT and in the services or work to be performed by the CONSULTANT. If such changes cause an increase or decrease in the CONSULTANT's cost or time required for performance of any services under this AGREEMENT, an equitable adjustment shall be made and this AGREEMENT shall be

modified in writing accordingly. Any claim of the CONSULTANT for adjustment under this clause must be asserted in writing within 30 days from the date of receipt by the CONSULTANT of notification of changes unless the DISTRICT grants a further period of time before the date of final payment under this AGREEMENT.

- C. No services for which any additional compensation will be charged by the CONSULTANT shall be furnished without the written authorization of the DISTRICT.

Section IV

COMPENSATION AND TERMS OF PAYMENT

- A. Once each month, the DISTRICT shall pay the CONSULTANT for services performed under Section III – Consultant Services. Invoices are prepared and submitted on a monthly basis and are due upon receipt. Payment is past due thirty (30) days from the invoice date. In the event the DISTRICT fails to make any payments, the CONSULTANT may cease work immediately until payment for the invoice and service charge is made. An additional charge at the rate of 1 ½ percent per month will be charged against invoices that are past due.
- B. Compensation and Method of Payment for Engineering Services are:
 - 1. The DISTRICT shall pay the CONSULTANT on a time and materials basis under the CONSULTANT’S Fee Schedule, which is attached hereto as Exhibit D and by this reference made a part of this AGREEMENT.
 - 2. The maximum cost to the DISTRICT for Basic Services Task 1 through Task 6 including services discussed in Project Description accomplished under this AGREEMENT shall not exceed Four Hundred Forty-Four Thousand Fifty-Six Dollars and zero cents (\$444,056) unless the DISTRICT receives a written request, with justification, and the DISTRICT approves a change in the SCOPE OF SERVICES and an increase in compensation. If approved, a supplement to this AGREEMENT must be executed. The maximum cost is based on a detailed breakdown of the estimated cost by tasks, and direct costs is shown on Exhibit E – Estimated Cost By Tasks, which is attached hereto, and by this reference made a part of this AGREEMENT. The estimated cost figures, per task, presented in

Exhibit E may, with the written approval from the DISTRICT, be adjusted from task to task so long as the total amount does not exceed Four Hundred Forty-Four Thousand Fifty-Six Dollars and zero cents (\$444,056). Payments will be made to the CONSULTANT on a monthly basis upon receipt of a progress report and itemized invoices for work accomplished.

3. The total amount of this AGREEMENT shall not exceed Four Hundred Forty-Four Thousand Fifty-Six Dollars and zero cents Dollars and zero cents (\$444,056), unless approved by the DISTRICT in writing and a supplement to this AGREEMENT is executed by the parties.

Section V

TIME AND PERFORMANCE

- A. The Project Time Schedule for work under this AGREEMENT is attached as Exhibit C and by this reference made a part of this AGREEMENT. The CONSULTANT will perform the work in accordance with said Project Time Schedule and will provide the DISTRICT's representative a progress report monthly in conjunction with the monthly invoice.

Work shall begin immediately upon receipt by the CONSULTANT of the Notice to Proceed by General Manager or his designee. All work necessary to prepare the PROJECT deliverables for submittal to the DISTRICT for review and publication shall be completed 457 calendar days from Notice to Proceed.

- B. The DISTRICT and CONSULTANT recognize the scope of work as detailed in Exhibit A – Scope of Services and as outlined in Exhibit C – Project Time Schedule can be altered by unforeseen events that may occur. Therefore, a supplement to this AGREEMENT will be prepared, negotiated, and executed when the CONSULTANT establishes, and the DISTRICT agrees, that there has been, or is to be a significant change, including but not limited to:

1. Scope, complexity, or character of the services to be performed such as additional meetings and coordination over those identified in Exhibit A, analysis of additional alternatives, or preparation of additional reports.
 2. Conditions under which the work is required to be performed, such as a change in standards or a change in available base data that would require additional work.
 3. Duration of work if the time period for completion of the work warrants such adjustment.
- C. An alteration required by the DISTRICT that results in changes in the scope of work will also be specified in a supplemental AGREEMENT that will set forth the nature and scope thereof and payment therefore.
- D. Neither party shall be considered in default in the performance of its obligations hereunder, or any of them, to the extent that performance of such obligations, or any of them is prevented or delayed by any cause, existing or future, which is beyond the reasonable control of such party. Delays arising from the actions or inactions of one or more of the CONSULTANT's principals, officers, employees, agents, subcontractors, subconsultants, vendors, or suppliers are expressly recognized to be within the CONSULTANT's control.
- E. This AGREEMENT shall begin on July 1, 2019 and terminate on October 1, 2020 unless it is extended before the termination date with the mutual written consent of both parties or earlier terminated pursuant to Section VI.

Section VI

MISCELLANEOUS PROVISIONS

- A. The CONSULTANT and its subconsultant(s) shall maintain all books, documents, papers, accounting reports, and other evidence pertaining to costs incurred and/or work performed and that such evidence shall be made available for inspection by the DISTRICT at all reasonable times during the AGREEMENT period for three (3) years from the date of final payment.

- B. The DISTRICT's General Manager has the right to terminate this AGREEMENT upon seven (7) days written notice to the CONSULTANT. This AGREEMENT may also be terminated by either party upon seven (7) calendar days written notice and a reasonable opportunity to cure in the event of substantial failure to perform in accordance with the terms hereof by the one party through no fault of the other party. If said termination occurs prior to completion of the PROJECT, the CONSULTANT shall deliver to the DISTRICT all documents, calculations, and all other work performed whether complete or incomplete. Thereafter, the DISTRICT will reimburse the CONSULTANT for all services performed prior to such notice, provided the services performed are satisfactory to the DISTRICT. Termination shall be by written notice, which will be sent by certified mail or hand delivered. Such notice will be deemed effective after the third business day of the mailing post date, or hand delivered, in which case such notice will be deemed effective upon receipt of the written termination to the CONSULTANT or the DISTRICT.
- C. CONSULTANT agrees to indemnify and hold harmless the DISTRICT and all the officers, employees and agents of the DISTRICT, and each of them, from and against any liabilities, damages, losses, claims, actions or proceedings, including, without limitation, reasonable attorneys' fees and costs, to the extent such liabilities, damages, losses, claims, actions or proceedings to the extent that are caused by the negligent acts, errors, omissions, recklessness or intentional misconduct of the CONSULTANT, CONSULTANT's employees and/or agents, in the performance of this AGREEMENT. If the CONSULTANT is adjudicated to be liable by a trier of fact, the trier of fact shall award reasonable attorney's fees and costs to be paid to the DISTRICT, as reimbursement for the attorney's fees and costs incurred by the DISTRICT in defending the action, by the CONSULTANT in an amount which is proportionate to the liability of the CONSULTANT.

CONSULTANT further agrees to defend the DISTRICT and all the officers, employees and agents of the DISTRICT, and each of them, from and against any and all liabilities, damages, losses, claims, actions or proceedings to the extent caused by the negligent acts, errors, omissions, recklessness or intentional misconduct of the CONSULTANT,

and CONSULTANT's employees and/or agents, in the performance of this AGREEMENT when said liabilities, negligence, errors, omissions, recklessness or intentional misconduct are not based upon or arising out of the professional services performed under this AGREEMENT.

CONSULTANT will not be required to defend, indemnify or hold harmless the public body or the employees, officers or agents of the DISTRICT from any liability, damage, loss, claim, action or proceeding caused by the negligence, errors, omissions, recklessness or intentional misconduct of the employees, officers or agents of the DISTRICT.

- D. During the life of this AGREEMENT, the CONSULTANT shall not engage the services of any person or persons who are currently employed by the DISTRICT without the DISTRICT's prior approval.
- E. The CONSULTANT shall at all times maintain control over and have complete responsibility for all work performed under the AGREEMENT. Any attempted assignment of rights or delegation of duties under this AGREEMENT, without the written consent of the DISTRICT, shall be void.
- F. The CONSULTANT shall submit for review and documentation purposes copies of all subconsultant agreements.
- G. The CONSULTANT shall place his professional engineer stamp on the final Submittal substantiating that the work has been accomplished under the direct supervision of a professional engineer and in accordance with acceptable professional standards.
- H. The CONSULTANT, at his own expense, shall obtain and maintain, for the duration of the AGREEMENT, insurance against claims for injuries to persons or damages to property or other losses which may arise from or in connection with CONSULTANT's sole negligence or fault in the performance of work hereunder of the CONSULTANT, his agents, representatives, employees, or subcontractors of any tier.

The CONSULTANT will provide the DISTRICT with certificates of insurance for coverage as listed below and endorsements, establishing coverage required by the

AGREEMENT within ten (10) calendar days after approval of this AGREEMENT by the DISTRICT's Board. The certificate of endorsements for each insurance policy are to be signed by a person authorized by the insurer and licensed by the State of Nevada.

The CONSULTANT will:

1. Maintain commercial general liability coverage at limits of no less than \$1,000,000 combined single limit per occurrence and \$1,000,000 annual aggregate for bodily injury (including death), personal injury and property damages. The coverage shall be on an "occurrence" basis only and not on a "claims made" basis; and the coverage must be provided on ISO commercial liability or on ISO broad form comprehensive general liability forms with no exceptions to the coverage for bodily injury, personal injury, broad form property damages, premises operations, severability of interest, products and completed operations, contractual and independent contractors. The DISTRICT, its officers, and employees must be expressly covered as additional insureds.
2. Maintain automobile coverage at limits of no less than \$1,000,000 combined single limit "per accident" for bodily injury and property damage for all owned automobiles, non-owned automobiles, hired automobiles, or any automobile. The DISTRICT, its officers, and employees, and volunteers must be expressly covered as additional insureds.
3. Maintain professional liability insurance at limits of no less than \$1,000,000 per claim and \$1,000,000 annual aggregate to insure against claims for losses arising out of the services rendered by the CONSULTANT, its agents, representatives, or employees pursuant to the CONSULTANT's AGREEMENT with the DISTRICT. "Claims made" insurance coverage will continue for a period of three (3) years beyond the term of the AGREEMENT. Any retroactive date must coincide with or predate the date of the AGREEMENT and may not be advanced without the DISTRICT's consent. The CONSULTANT's professional liability insurance must provide coverage for the CONSULTANT's subcontractor if the

subcontractor does not maintain professional liability insurance in the same amounts and manner as required for the CONSULTANT.

All deductibles and self-insured retention shall be fully disclosed in the certificate of insurance. No deductible of self-insured retention may exceed \$250,000 for commercial general liability, \$250 for automobile, or \$250,000 for professional liability without the written approval of the DISTRICT. If aggregate limits are imposed on bodily injury and property damage, then the amount of such limits must not be less than twice the amount of the limits required herein. All aggregate must be fully disclosed and the amount entered on the required certificate of insurance. Any notice given to the CONSULTANT with respect to exhaustion of limits of insurance shall also be sent to the DISTRICT. The adequacy of the insurance supplied by the CONSULTANT, including the rating and financial health of each insurance company providing coverage, is subject to the approval of the DISTRICT.

4. Maintain Nevada Industrial Insurance and Occupational Disease Acts; such insurance will protect it and the DISTRICT from claims made by the CONSULTANT due to work-related injuries.
5. The CONSULTANT's insurance shall be primary in respect to the DISTRICT, its officers, employees, and volunteers.

The insurance requirements specified herein do not relieve the CONSULTANT of its responsibility or limit the amount of its liability to the DISTRICT or other persons, and the CONSULTANT is encouraged to purchase such additional insurance as it deems necessary.

6. The insurance certificate supplied by the CONSULTANT must provide for a 30-day notice to the DISTRICT before the implementation of a proposal to cancel the required insurance coverage. This notice requirement does not waive the insurance requirements contained herein. In addition, CONSULTANT shall notify DISTRICT within thirty (30) days of any reduction in coverage or limits.

7. If the CONSULTANT fails to maintain any of the insurance coverage required herein, then the DISTRICT will have the option to either terminate the AGREEMENT; declare the CONSULTANT in breach; purchase replacement insurance; or pay the premiums that are due on existing policies in order that the required coverage may be maintained. The CONSULTANT is responsible for any expenses paid by the DISTRICT to maintain such insurance, and the DISTRICT may collect the same from the CONSULTANT or deduct the amount paid from any sums due the CONSULTANT under this AGREEMENT.
8. The CONSULTANT shall obtain the required insurance prior to commencement of services being performed.

I. Project Staffing

CONSULTANT shall provide the DISTRICT with a list of CONSULTANT's employees who will be performing work on the PROJECT. This list shall indicate the employee's name, classification, and hourly billing rate. This list will be used by the DISTRICT in reviewing and evaluating changes as a result of CONSULTANT's fiscal year increases (decreases).

J. Governing Law

Nevada law shall govern the interpretation of this AGREEMENT.

K. Notice

Any notice required to be given hereunder shall be deemed to have been given when received by the party to whom it is directed by personal service, hand delivery, or U.S. mail at the following addresses:

To DISTRICT: Clark County Regional Flood Control District
 600 Grand Central Parkway, Suite 300
 Las Vegas, Nevada 89106
 Attention: John Tennert
 Environmental Mitigation Manager

To CONSULTANT: HDR Engineering, Inc.
6750 Via Austi Parkway, Suite 350
Las Vegas, NV 89119
Attention: Angela MacKinnon, PE, PMP, CPSWQ
Project Manager

///

///

///

///

///

///

///

///

///

///

///

///

IN WITNESS WHEREOF, the parties have caused this AGREEMENT to be executed the day and year first above written.

CLARK COUNTY REGIONAL FLOOD CONTROL DISTRICT

By: _____ Date: _____
LAWRENCE L. BROWN, III Chair

HDR ENGINEERING, INC.

By: _____ Date: _____
Craig Smart, PE
Managing Principal

ATTEST:

By: _____ Date: _____
Deanna Hughes
Secretary to the Board

APPROVED AS TO LEGALITY ONLY:

By: _____ Date: _____
Christopher Figgins
Chief Deputy District Attorney

EXHIBIT A

SCOPE OF SERVICES

LAS VEGAS VALLEY NATIONAL POLLUTANT DISCHARGE ELIMINATION SYSTEM PERMIT

HDR ENGINEERING, INC. (CONSULTANT)

Task 1 – Dry Weather Monitoring

- a) Dry Weather Monitoring. Consultant will coordinate with the Southern Nevada Water Authority (SNWA) regarding dry weather monitoring. Sample collection, laboratory analysis and data interpretation will be performed by SNWA as part of the Urban Tributary Water Quality Monitoring Program. Consultant will integrate the results of the Urban Tributary Program with the requirements of the NPDES stormwater permit.
- b) Dry Weather Monitoring Report. Consultant will prepare a section for the Annual Report summarizing the findings of the dry weather characterization monitoring program. This report section will compare dry weather water quality data to that collected in previous years and will identify sources of dry weather flows to the extent practical. It will also document other dry weather flow monitoring activities in the Las Vegas Valley conducted by other agencies.

Task 2 – Wet Weather Monitoring

- a) Monitoring Plan. Consultant will prepare a wet weather monitoring plan annually, based on the latest Las Vegas Valley wet weather monitoring program and the results of the analyses from previous years. It is assumed that automated samplers at or near the existing sites will be used. The final plan will be submitted to the Nevada Division of Environmental Protection (NDEP) for approval.
- b) Stormwater Monitoring Equipment. Consultant, with cooperation from District staff, will inspect the District-owned automated sampling equipment on a routine basis and replace minor equipment elements (e.g., batteries, hoses, bottles) as necessary due to damage or vandalism. Monitoring stations will be relocated if necessary to accommodate construction in the channels.
- c) Sample Collection. Wet weather characterization monitoring activities will consist of collecting samples from various storms at 2 sites on the Las Vegas Wash. Additional samples may be collected at these two sites or at new sites if directed by the District and if budget is available. Activities in this task may include collecting and preparing composite samples from the automated samplers, as well as collecting manual grab samples for certain constituents (e.g., bacteria). Samples will be prepared properly and shipped to the laboratory(s) in accordance with the adopted Quality Assurance Program. Coordination with other agencies performing similar collection activities will be encouraged to minimize duplication of efforts and consistency among sampling results.

- d) Wet Weather Monitoring Report. Consultant will prepare a task report summarizing the results of the wet weather monitoring program. This will include an evaluation of the sampling results, and recommendations for modifications to the program in subsequent years. Results will be compared to those of previous years and those from other parts of the country and will be reported as a section of the Annual Report.

Task 3 – Annual and Quarterly Reporting

- a) Quarterly Reports. Consultant will assist in the preparation of quarterly reports for submission to the Stormwater Quality Management Committee (SQMC) summarizing progress made in permit compliance during the previous quarter.
- b) Draft Annual Report. Consultant will prepare a draft Annual Report, incorporating the individual task reports described above. This will meet the annual reporting requirements for the stormwater discharge permit and will include any proposed changes to the current stormwater management or monitoring plans.
- c) Final Annual Report. Consultant will incorporate comments on the Draft Annual Report from the Permittees and other reviewers and prepare a Final Annual Report ready for submittal to NDEP.

Task 4 – Stormwater Quality Management Committee and Related Activities

- a) Meeting Organization. Consultant will assist in organizing SQMC meetings and other meetings as directed by the District. This may include preparation and distribution of agendas and meeting minutes.
- b) Permittee Assistance. Consultant will provide general assistance and consultation to the Permittees in meeting their obligations under the NPDES stormwater discharge permit and in dealing with general stormwater quality issues in the Las Vegas Valley.

Task 5 – Negotiation of New Permit and Update of the Stormwater Management Plan (SWMP)

- a) Consultant will assist the District and the Permittees in negotiating the new NPDES permit for the Las Vegas Valley with NDEP. Assistance may consist of supporting SQMC and other meetings and technical studies to support decisions related to potential permit provisions.
- b) Consultant will prepare any necessary updates to the SWMP as required by the negotiated permit. The SWMP provides a framework for overall compliance with the municipal stormwater permit and NPDES permit. Draft SWMP revisions will be developed in close coordination with the Permittees and other outside stakeholders.

Consultant will prepare the following SWMP report deliverables:

- i) Working Draft for use by the Permittees
 - ii) Review Draft for submission to NDEP and local agencies
 - iii) Draft for review by stakeholders and elected officials
 - iv) Final Draft for submission to NDEP and the Permittees
- c) Consultant will update ongoing technical studies required to support preparation of the SWMP, and conduct new studies and prepare technical reports if required. Results of technical studies will be summarized in technical memoranda.
- d) Consultant will assist the Permittees in obtaining input on draft versions of the SWMP from other local agencies, the general public, and other interested stakeholders. Local agencies may include the SNWA, Southern Nevada Health District, Southern Nevada Homebuilders Association, and others.

Task 6 – Implementation of Effective Stormwater Management Plan

Consultant will conduct specific activities required by the August 2011 Storm Water Management Plan and addenda and updates, and permit as described below:

- a) Legal authority. Assist the Permittees in addressing deficiencies in legal authority to implement aspects of applicable stormwater ordinances and regulations. Research ordinances adopted by other municipalities to address applicable stormwater issues. Consultant will assist with information exchange though will not be providing legal advice.
- b) Stormwater System Maps. Update stormwater system map based on construction of new facilities and new development.
- c) Monitoring Program. Review and analyze new data collected under Tasks 1 and 2. Update the monitoring program (sampling locations, frequency, methods, constituents) for wet and dry weather water quality characterization and other monitoring activities to support BMP evaluations or target problem issues as necessary and funded.
- d) Public outreach and education. Provide general support to public outreach and education activities conducted by the District and the Permittees and provide input to and review of public outreach and education materials such as videos, brochures, flyer, and website material.
- e) Structural and source control measures. Work with the Permittees to implement standardized tracking/reporting procedures for street sweeping and maintenance of catch basins, inlets, storm drains and channels, participate in workgroup meetings as necessary and perform studies and designs as directed and budgeted.
- f) Illicit discharge detection and elimination program. Consultant will assist Permittees as requested to train municipal maintenance staffs to identify and report potential stormwater quality problems in the field during their normal work activities as needed. As requested, Consultant may also assist Permittees in conducting semi-annual inspections of channels

and detention basins and assemble and summarize semi-annual inspections reports prepared by the Permittees.

- g) Industrial facility monitoring and control program. Consultant will provide an updated map and database of industrial facilities covered by the NPDES permit, including municipal landfills; hazardous waste treatment, disposal and recovery facilities; SARA Section 313, Title III facilities; and industrial facilities that the Permittees have determined could contribute substantial pollutant loads to the MS4 system as identified by the Permittees. Consultant will also assist the Permittees in developing materials for training programs, developing criteria used to identify industrial sites that could contribute a substantial pollutant load to the MS4, summarize potential industrial site problem areas and report on industrial site inspection activities conducted by the Permittees.
- h) Construction site BMP program. Consultant will report on construction site inspection activities (reports, database) conducted by the Permittees, assist with the preparation of contractor education and training materials and assist the Permittees in implementing an ongoing contractor training program.
- i) New Development and Significant Redevelopment Analysis and Pollutant Tracking. Consultant will prepare a GIS analysis depicting areas of new development and significant redevelopment for inclusion in the Annual Report. Consultant will also track new development compared to the water quality capture volume (WQCV) obtained from the water quality features in new and modified detention basins in the Las Vegas Valley pursuant to Technical Memorandum IV.16 Strategic Plan for the Use of Regional Detention Basins for Water Quality Management.
- j) General services. Consultant will perform any other research or studies as directed and funded by the District to support implementation of the SWMP activities.

EXHIBIT B

PROJECT STUDY AREA

The basic project study area consists of all of Las Vegas Valley upstream of Lake Mead, including the Cities of Las Vegas, North Las Vegas and Henderson and portions of Unincorporated Clark County.

EXHIBIT D
CONSULTANT'S FEE SCHEDULE

Classification	HOURLY SALARY RANGES
Principal/Senior Technical Advisor	\$70.00 to \$88.00
Technical Advisor	\$50.00 to \$84.00
Senior Project Manager	\$45.00 to \$77.00
Project Manager	\$35.00 to \$65.00
Supervising Professional/Task Leader	\$35.00 to \$60.00
Senior Professional	\$30.00 to \$50.00
Professional II	\$25.00 to \$40.00
Professional I	\$15.00 to \$35.00
Project Controller	\$15.00 to \$40.00
Administrative Assistant	\$13.00 to \$25.00

The above hourly rates shall be multiplied by 3.3 which includes Salary Cost, Overhead and a Fixed Fee. Actual cost of outside, expenses, and subconsultant services will be charged at actual cost plus 10% service charge. Mileage will be billed at the Federal rate.

EXHIBIT E

ESTIMATE COSTS BY TASKS

BASIC SERVICES

Task 1 – Dry Weather Monitoring	\$ 8,463.00
Task 2 – Wet Weather Monitoring	\$106,728.00
Task 3 – Annual and Quarterly Reporting	\$ 35,331.00
Task 4 – Stormwater Quality Management Committee and Related Activities	\$ 31,700.00
Task 5 – Negotiation of New Permit and Update of the Stormwater Management Plan	\$139,212.00
Task 6 – Implementation of Effective Stormwater Management Plan	\$122,622.00
SUBTOTAL – BASIC SERVICES	\$444,056.00
TOTAL SERVICES	<u>\$444,056.00</u>

CLARK COUNTY
REGIONAL FLOOD CONTROL DISTRICT
AGENDA ITEM

<p>SUBJECT:</p> <p>DISCUSSION AND POSSIBLE ACTION TO ADOPT THE PRIORITIZATION OF PROJECTS, TEN-YEAR CONSTRUCTION PROGRAM AND FISCAL YEAR 2019-2020 PROJECT LIST</p>
<p>PETITIONER:</p> <p>STEVEN C. PARRISH, P.E., GENERAL MANAGER/CHIEF ENGINEER</p>
<p>RECOMMENDATION OF PETITIONER:</p> <p>ADOPT THE PROJECT PRIORITIZATION, TEN-YEAR CONSTRUCTION PROGRAM AND FISCAL YEAR 2019-2020 PROJECT LIST AND TAKE ANY ACTION DEEMED APPROPRIATE (FOR POSSIBLE ACTION)</p>

FISCAL IMPACT: Approval does not commit the District to provide funding. Funding will be committed by interlocal contract in accordance with District Policies and Procedures.

BACKGROUND: The Ten-Year Construction Program (TYCP) and Fiscal Year Project List are required to be updated annually. On June 14, 2018, the Board approved the Prioritization of Projects, Ten-Year Construction Program, and Fiscal Year 2018-2019 Project List.

The District has utilized a third party financial advisor to provide growth estimates of future revenue and inflation. The TYCP incorporates these economic growth estimates. Based on actual sales tax receipts through December 2018, original projected sales tax revenues for fiscal year 2018-19 of \$105,300,000 have been revised upward by 2.2% to \$107,600,000. The TYCP also includes inflation factors developed by District staff to account for increases in construction, design and right-of-way costs over time.

TAC AGENDA ITEM #11 Date: 05/30/19	TAC AGENDA ITEM #10 Date: 04/25/19	TAC AGENDA ITEM #07 Date: 03/28/19	RFCD AGENDA ITEM # Date: 06/13/19
CAC AGENDA ITEM #11 Date: 06/03/19	CAC AGENDA ITEM #10 Date: 04/29/19	CAC AGENDA ITEM #07 Date: 04/01/19	

In 2018 master plan updates (MPU’s) were completed for the Las Vegas Valley and Boulder City planning areas. Project and facility cost data were updated to reflect the most current construction costs available. The updated cost data was included in the 2018 MPU’s and will be incorporated into the FY 2019-20 TYCP. Note below, that additional inflation is not applied to Yr-1 of the FY 2019-20 TYCP.

The following revenue growth projections and inflation factors are incorporated into the TYCP:

	FY 18/19	FY 19/20 Yr-1	FY 20/21 Yr-2	FY 21/22 Yr-3	FY 22/23 Yr-4	FY 23/24 Yr-5	FY 24/25 Yr-6	FY 25/26 Yr-7	FY 26/27 Yr-8	FY 27/28 Yr-9	FY 28/29 Yr-10
Revenue	Base	4.0%	3.5%	3.5%	3.5%	3.5%	3.5%	3.5%	3.5%	3.5%	3.5%
Inflation	Previous	0%	3.0%	3.0%	3.0%	3.0%	3.0%	3.0%	3.0%	3.0%	3.0%

Total estimated new resources for the FY 2019-20 TYCP are \$913,852,309, which is a 3.1% increase from estimated resources for the FY 2018-19 TYCP of \$886,352,535. In addition to using sales tax revenues to fund projects, the District uses debt financing to expedite the construction of projects. In fiscal year 2019-20, \$85 million in bonds are programmed, in fiscal year 2023-24, \$100 million are programmed and in fiscal year 2027-28, \$100 million are programmed. Total estimated resources including unencumbered resources from previous years for the FY 2019-20 TYCP are approximately \$900 million down about 1.6 percent from total estimated resources for the FY 2018-19 TYCP of \$914 million. Year-1 resources for FY 2019-20 are approximately \$239 million.

Every five years the Las Vegas Valley Master Plan is updated in accordance with NRS 543. Estimated costs of proposed facilities on the master plan are reviewed and revised as necessary to reflect current economic conditions. The most recent update was adopted by Board of Directors on January 10, 2019. Upon adoption of the Las Vegas Valley Master Plan Update (LVVMPU), calculations are performed utilizing the estimated costs of proposed facilities from all of the master plans to determine the percentage of available revenue for each entity to program against in the TYCP.

The percentage calculations use the cost of master plan facilities remaining to be built for each entity divided by the total cost for all of the facilities remaining to be built. By doing this, the entities with the largest inventory of facilities remaining to be built will get a larger prorated share of the revenues to program against. The calculated percentages are as follows: Henderson 7.12%; Las Vegas 36.11%; North Las Vegas 24.20%; Clark County 28.29%; Boulder City 1.61% and Mesquite 2.68%.

TAC AGENDA ITEM #11 Date: 05/30/19	TAC AGENDA ITEM #10 Date: 04/25/19	TAC AGENDA ITEM #07 Date: 03/28/19	RFCD AGENDA ITEM # Date: 06/13/19
CAC AGENDA ITEM #11 Date: 06/03/19	CAC AGENDA ITEM #10 Date: 04/29/19	CAC AGENDA ITEM #07 Date: 04/01/19	

The following exhibits are attached:

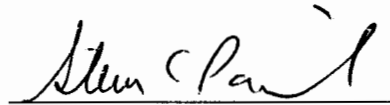
Exhibit A – Programming Percentages. This exhibit reflects proportionate shares by planning area and programming entity based on District revenues spent and the estimated cost of remaining facilities as of adoption of the 2018 Las Vegas Valley MPU.

Exhibit B – Project Prioritization. This is the project priority calculation sheet submitted by the entities for FY 2018-19. New project descriptions and ID-Mile groups are required if new projects are proposed.

Exhibit C – Current Ten-Year Construction Program. This exhibit is based on the current Ten-Year Construction Program with modifications to reflect amendments to the program over the past year and funding encumbered by interlocal contract (black with white text) as of March TAC/April Board 2019.

Exhibit D – Fiscal Year 2019-20 Project List. This is a summary of project eligible for funding in the first year from Exhibit C in accordance with Section II.B.9 of the District’s Policies and Procedures.

Respectfully submitted,



Steven C. Parrish, P.E.
General Manager/Chief Engineer

TAC AGENDA ITEM #11 Date: 05/30/19	TAC AGENDA ITEM #10 Date: 04/25/19	TAC AGENDA ITEM #07 Date: 03/28/19	RFCD AGENDA ITEM # Date: 06/13/19
CAC AGENDA ITEM #11 Date: 06/03/19	CAC AGENDA ITEM #10 Date: 04/29/19	CAC AGENDA ITEM #07 Date: 04/01/19	

Regional Flood Control District
AGENDA ITEM DEVELOPMENT

Staff Discussion:

Date: 05/20/19

ADOPT THE PROJECT PRIORITIZATION, TEN-YEAR CONSTRUCTION PROGRAM (TYCP) AND FISCAL YEAR 2019-2020 PROJECT LIST

The Ten-Year Construction Program (TYCP) and Fiscal Year Project List are required to be updated annually. On June 14, 2018, the Board approved the Prioritization of Projects, Ten-Year Construction Program, and Fiscal Year 2018-2019 Project List.

The District has utilized a third party financial advisor to provide growth estimates of future revenue and inflation. The TYCP incorporates these economic growth estimates. The TYCP also includes inflation and adjustment factors to account for increases in construction, design and right-of-way costs over time. The following revenue growth projections and inflation/adjustment factors are incorporated into the TYCP:

	FY 18/19	FY 19/20 Yr-1	FY 20/21 Yr-2	FY 21/22 Yr-3	FY 22/23 Yr-4	FY 23/24 Yr-5	FY 24/25 Yr-6	FY 25/26 Yr-7	FY 26/27 Yr-8	FY 27/28 Yr-9	FY 28/29 Yr-10
Revenue	Base	4.0%	3.5%	3.5%	3.5%	3.5%	3.5%	3.5%	3.5%	3.5%	3.5%
Inflation	Previous	0%	3.0%	3.0%	3.0%	3.0%	3.0%	3.0%	3.0%	3.0%	3.0%

Year-1 resources for FY 2019-20 are approximately \$279 million. Total estimated resources for the FY 2019-20 TYCP are approximately \$940 million.

Staff Recommendation:

Adopt the Prioritization of Projects, Ten-Year Construction Program and Fiscal Year 2019-20 Project List.

Discussion by Technical Advisory Committee:

AGENDA
#11 Date: 05/30/19

Recommendation:

Discussion by Citizens Advisory Committee:

AGENDA
#11 Date: 06/03/19

Recommendation:

Regional Flood Control District
AGENDA ITEM DEVELOPMENT

Staff Discussion:

Date: 04/15/19

RECEIVE INFORMATION FOR THE DEVELOPMENT OF THE PROJECT PRIORITIZATION, TEN-YEAR CONSTRUCTION PROGRAM (TYCP) AND FISCAL YEAR 2019-2020 PROJECT LIST

The Ten-Year Construction Program (TYCP) and Fiscal Year Project List are required to be updated annually. On June 14, 2018, the Board approved the Prioritization of Projects, Ten-Year Construction Program, and Fiscal Year 2018-2019 Project List.

The District has utilized a third party financial advisor to provide growth estimates of future revenue and inflation. The TYCP incorporates these economic growth estimates. The TYCP also includes inflation and adjustment factors to account for increases in construction, design and right-of-way costs over time. The following revenue growth projections and inflation/adjustment factors are incorporated into the TYCP:

	FY 18/19	FY 19/20 Yr-1	FY 20/21 Yr-2	FY 21/22 Yr-3	FY 22/23 Yr-4	FY 23/24 Yr-5	FY 24/25 Yr-6	FY 25/26 Yr-7	FY 26/27 Yr-8	FY 27/28 Yr-9	FY 28/29 Yr-10
Revenue	Base	4.0%	3.5%	3.5%	3.5%	3.5%	3.5%	3.5%	3.5%	3.5%	3.5%
Inflation	Previous	0%	3.0%	3.0%	3.0%	3.0%	3.0%	3.0%	3.0%	3.0%	3.0%

Year-1 resources for FY 2019-20 are approximately \$279 million. Total estimated resources for the FY 2019-20 TYCP are approximately \$940 million.

Staff Recommendation:

Receive information for the development of the TYCP.

Discussion by Technical Advisory Committee:

AGENDA
#10 Date: 04/25/19

Recommendation:

Receive information for the development of the TYCP.

Discussion by Citizens Advisory Committee:

AGENDA
#10 Date: 04/29/19

Recommendation:

Receive information for the development of the TYCP.

Regional Flood Control District
AGENDA ITEM DEVELOPMENT

Staff Discussion:

Date: 03/18/19

RECEIVE INFORMATION FOR THE DEVELOPMENT OF THE PROJECT PRIORITIZATION, TEN-YEAR CONSTRUCTION PROGRAM (TYCP) AND FISCAL YEAR 2019-2020 PROJECT LIST

The Ten-Year Construction Program (TYCP) and Fiscal Year Project List are required to be updated annually. On June 14, 2018, the Board approved the Prioritization of Projects, Ten-Year Construction Program, and Fiscal Year 2018-2019 Project List.

The District has utilized a third party financial advisor to provide growth estimates of future revenue and inflation. The TYCP incorporates these economic growth estimates. The TYCP also includes inflation and adjustment factors to account for increases in construction, design and right-of-way costs over time. The following revenue growth projections and inflation/adjustment factors are incorporated into the TYCP:

	FY 18/19	FY 19/20 Yr-1	FY 20/21 Yr-2	FY 21/22 Yr-3	FY 22/23 Yr-4	FY 23/24 Yr-5	FY 24/25 Yr-6	FY 25/26 Yr-7	FY 26/27 Yr-8	FY 27/28 Yr-9	FY 28/29 Yr-10
Revenue	Base	4.0%	3.5%	3.5%	3.5%	3.5%	3.5%	3.5%	3.5%	3.5%	3.5%
Inflation	Previous	0%	3.0%	3.0%	3.0%	3.0%	3.0%	3.0%	3.0%	3.0%	3.0%

Year-1 resources for FY 2019-20 are approximately \$279 million. Total estimated resources for the FY 2019-20 TYCP are approximately \$940 million.

Staff Recommendation:

Receive information for the development of the TYCP.

Discussion by Technical Advisory Committee:

AGENDA
#07 Date: 03/28/19

Recommendation:

Follow staff recommendation.

Discussion by Citizens Advisory Committee:

AGENDA
#07 Date: 04/01/19

Recommendation:

Follow staff recommendation.

EXHIBIT A

PROGRAMMING PERCENTAGES			2013 MPU
Planning Area	Current MPU Total Costs (a)	Percent of Total Planning Area	Previous Percentages
Henderson :			
C-1	\$20,504,200	0.88%	8.35%
Pittman	\$144,761,050	6.24%	
Sub-total	\$165,265,250	7.12%	
Las Vegas			
Central	\$507,779,660	21.88%	38.70%
Gowan	\$127,415,880	5.49%	
Upper Northern L V Wash	\$203,558,550	8.77%	
Sub-total	\$838,754,090	36.14%	
North Las Vegas			
Lower Northern L V Wash Range	\$182,748,946	7.87%	19.22%
Lower L V Wash	\$262,708,330	11.32%	
Apex	\$40,638,540	1.75%	
	\$76,028,740	3.28%	
Sub-total	\$562,124,556	24.22%	
Clark County			
Duck Cr/Blue Diamond	\$301,091,860	12.97%	29.62%
Tropicana/Flamingo	\$164,588,950	7.09%	
Outlying Areas	\$189,484,280	8.16%	
Sub-total	\$655,165,090	28.23%	
Boulder City :			
Boulder City	\$37,286,080	1.61%	1.95%
Sub-total	\$37,286,080	1.61%	
Mesquite :			
Mesquite	\$62,221,053	2.68%	2.16%
Sub-total	\$62,221,053	2.68%	
GRAND-TOTAL	\$2,320,816,120	100.00%	100.00%

Notes:

(a) Cost of remaining Category A facilities from applicable Master Plans as of 3/19/19

EXHIBIT B

Project Prioritization

Priority Factor and Weight												Priority Value
Pop.	Land	Public	Access	Avoid.	Funding	Relation.	Implem.	Env.	O&M			
5.0	4.5	4.0	3.5	3.0	2.5	2.0	1.5	1.0	0.5			
CITY OF HENDERSON												
HYDROGRAPHIC BASIN: PITTMAN												
PROJECT: Galleria to Sunset												
PTSU 0000, 0008, 0023, 0028, 0032	4 20.0	4 18.0	3 12.0	4 14.0	3 9.0	3 7.5	3 6.0	3 4.5	3 3.0	2 1.0	95.0	
PROJECT: Boulder Highway Crossing at Water Street												
PTPA 0285, 0286	4 20.0	3 13.5	4 16.0	3 10.5	3 9.0	4 10.0	3 6.0	3 4.5	3 3.0	3 1.5	94.0	
PROJECT: Whitney Ranch Channel Replacement Project												
WWDC 0001, 0016, 0031, 0034, 0053, 0056	4 20.0	3 13.5	4 16.0	2 7.0	3 9.0	4 10.0	3 6.0	3 4.5	4 4.0	3 1.5	91.5	
PROJECT: Whitney Ranch Channel Replacement Project, Phase II												
WWDC 0070	4 20.0	3 13.5	4 16.0	2 7.0	3 9.0	4 10.0	3 6.0	3 4.5	4 4.0	3 1.5	91.5	
PROJECT: Pittman Sunset, Burns to Foster												
PTBH 0000, 0014, 0015, PTSU 0034, 0037, 0067, 0069	4 20.0	3 13.5	4 16.0	2 7.0	3 9.0	4 10.0	3 6.0	3 4.5	3 3.0	3 1.5	90.5	
PROJECT: Southwest Pittman Detention Basin												
PTSD 0233, 0234	3 15.0	4 18.0	3 12.0	3 10.5	3 9.0	2 5.0	4 8.0	3 4.5	2 2.0	2 1.0	85.0	
PROJECT: Southeast Pittman Detention Basin												
PTBE 0062, 0063, 0064, PTSO 0000	3 15.0	4 18.0	3 12.0	3 10.5	3 9.0	2 5.0	4 8.0	2 3.0	3 3.0	2 1.0	84.5	
PROJECT: Pittman Gilespie												
PTGL 0001, 0011	3 15.0	3 13.5	3 12.0	3 10.5	3 9.0	2 5.0	3 6.0	2 3.0	3 3.0	3 1.5	78.5	
PROJECT: Pittman Wash South Phase 1 - Pittman North Detention Basin to Larson Lane												
PTSD 0016, 0017, 0043	3 15.0	3 13.5	3 12.0	3 10.5	2 6.0	3 7.5	3 6.0	2 3.0	2 2.0	3 1.5	77.0	
PROJECT: Pittman Wash South Phase 1 - Larson Lane to Roban Street												
PTSD 0044, 0070, 0071	3 15.0	3 13.5	2 8.0	3 10.5	2 6.0	3 7.5	3 6.0	2 3.0	2 2.0	3 1.5	73.0	
HYDROGRAPHIC BASIN: C-1												
PROJECT: Cadiz Storm Drain - Racetrack to Pueblo												
C1CA 0000	4 20.0	3 13.5	3 12.0	3 10.5	3 9.0	3 7.5	3 6.0	3 4.5	3 3.0	2 1.0	87.0	

EXHIBIT B

Project Prioritization

Priority Factor and Weight											Priority Value
Pop.	Land	Public	Access	Avoid.	Funding	Relation.	Implem.	Env.	O&M		
5.0	4.5	4.0	3.5	3.0	2.5	2.0	1.5	1.0	0.5		

CITY OF LAS VEGAS

HYDROGRAPHIC BASIN: CENTRAL

PROJECT: Flamingo - Boulder Hwy North, Charleston - Boulder Hwy to Maryland Parkway and Maryland Pkwy System											
FLBN 0170, 0180, 0205, 0275, 0280 & FLMP 0000, 0013, 0042, 0068	4	4	3	3	3	3	2	3	3	3	90.0
	20.0	18.0	12.0	10.5	9.0	7.5	4.0	4.5	3.0	1.5	
PROJECT: Lake Mead - Carey - Lake Mead Detention Basin Outfall											
LVLM 0221	4	4	3	3	3	3	2	3	3	2	89.5
	20.0	18.0	12.0	10.5	9.0	7.5	4.0	4.5	3.0	1.0	
PROJECT: Flamingo - Boulder Hwy. North, Charleston - Main to Maryland											
FLBN 0281, 0312	4	4	3	3	3	3	2	3	1	2	87.5
	20.0	18.0	12.0	10.5	9.0	7.5	4.0	4.5	1.0	1.0	
PROJECT: Las Vegas Wash - Stewart to Bonanza											
LVMD 1121 & 1149	4	4	3	3	3	3	2	2	1	2	86.0
	20.0	18.0	12.0	10.5	9.0	7.5	4.0	3.0	1.0	1.0	
PROJECT: Owens Avenue System - Vegas, Shadow Mountain to Jones											
LVOW 0360	4	4	3	3	3	2	2	3	1	3	85.5
	20.0	18.0	12.0	10.5	9.0	5.0	4.0	4.5	1.0	1.5	
PROJECT: Las Vegas Wash - Stewart, Las Vegas Wash to Lamb											
LVST 0000	4	3	3	3	3	2	3	3	2	3	84.0
	20.0	13.5	12.0	10.5	9.0	5.0	6.0	4.5	2.0	1.5	
PROJECT: Meadows - Charleston, Essex to Lindell											
MECN 0000, 0061	4	3	3	3	3	2	2	3	2	2	81.5
	20.0	13.5	12.0	10.5	9.0	5.0	4.0	4.5	2.0	1.0	
PROJECT: Freeway Channel - Washington, Rancho to Valley View											
LV15 0528	4	3	3	2	3	3	2	3	2	1	80.0
	20.0	13.5	12.0	7.0	9.0	7.5	4.0	4.5	2.0	0.5	
PROJECT: Meadows - Charleston, Lindell to Rainbow											
MECN 0123, 0223	3	3	3	3	3	3	2	3	2	2	79.0
	15.0	13.5	12.0	10.5	9.0	7.5	4.0	4.5	2.0	1.0	
PROJECT: Owens Avenue East - LV Wash to Eastern											
LVOE 0000, 0085	4	3	3	3	3	2	1	2	2	2	78.0
	20.0	13.5	12.0	10.5	9.0	5.0	2.0	3.0	2.0	1.0	
PROJECT: Freeway Channel - Washington, Valley View to Michael Way											
LV15 0602	4	3	3	2	2	2	2	3	3	2	76.0
	20.0	13.5	12.0	7.0	6.0	5.0	4.0	4.5	3.0	1.0	
PROJECT: Boulder Highway Sahara Avenue - Eastern to Boulder Hwy.											
BHSA 0000, 0026	3	3	4	3	2	2	2	2	1	2	75.0
	15.0	13.5	16.0	10.5	6.0	5.0	4.0	3.0	1.0	1.0	
PROJECT: Sahara Avenue - Eastern Lateral											
SAEA 0000	3	3	3	2	3	2	2	3	1	3	72.5
	15.0	13.5	12.0	7.0	9.0	5.0	4.0	4.5	1.0	1.5	
PROJECT: Boulder Highway Sahara Avenue - Maryland to Eastern											
BHSA 0075	3	3	3	3	2	2	2	3	1	1	75.0
	15.0	13.5	12.0	10.5	9.0	5.0	4.0	4.5	1.0	0.5	
PROJECT: Las Vegas Wash - Cedar Channel/Bonanza - Las Vegas Wash to Lamb											
LVBZ 0000, CACH 0001, 0020	3	3	3	3	3	2	2	3	1	1	75.0
	15.0	13.5	12.0	10.5	9.0	5.0	4.0	4.5	1.0	0.5	

HYDROGRAPHIC BASIN: GOWAN

PROJECT: Gowan Outfall - Alexander Rd., Decatur Blvd. to Simmons Street											
GOOF 0275, 0285, 0325, 0375	4	4	3	3	3	3	3	2	3	2	90.0
	20.0	18.0	12.0	10.5	9.0	7.5	6.0	3.0	3.0	1.0	
PROJECT: Gowan Outfall - El Capitan Branch, Ann Road to Centennial											
GOEC 0100, 0126, 0152, 0176	4	3	3	3	3	3	3	3	3	2	87.0
	20.0	13.5	12.0	10.5	9.0	7.5	6.0	4.5	3.0	1.0	
PROJECT: Gowan - Alexander Rd., Rancho to Decatur											
GOAL 0000, 0056	4	4	3	3	2	3	3	4	1	1	87.5
	20.0	18.0	12.0	10.5	6.0	7.5	6.0	6.0	1.0	0.5	
PROJECT: Gowan - Rancho, Craig to Alexander and Alexander Branch											
GOAL 0100, 0111, GOA2 0000	4	4	3	3	3	3	3	3	2	2	89.5
	19.0	18.0	12.0	10.5	9.0	7.5	6.0	4.5	2.0	1.0	
PROJECT: Gowan - Craig and US-95											
GOAL 0168, 0247	4	3	3	3	3	3	3	3	1	2	85.0
	20.0	13.5	12.0	10.5	9.0	7.5	6.0	4.5	1.0	1.0	
PROJECT: Gowan Box Canyon - Lone Mountain Road											
GOBX 0015	3	3	2	3	2	3	3	4	3	2	76.5
	15.0	13.5	8.0	10.5	6.0	7.5	6.0	6.0	3.0	1.0	
PROJECT: Gowan Outfall - Clayton Branch											
GOCL 0000	3	2	2	3	2	3	3	4	3	2	72.0
	15.0	9.0	8.0	10.5	6.0	7.5	6.0	6.0	3.0	1.0	

HYDROGRAPHIC BASIN: UPPER NORTHERN LAS VEGAS WASH

PROJECT: Brent Drainage System - Durango to El Capitan											
BRDB 0107, 0157	3	3	3	3	3	3	3	3	1	3	80.5
	15.0	13.5	12.0	10.5	9.0	7.5	6.0	4.5	1.0	1.5	

EXHIBIT B

Project Prioritization

Priority Factor and Weight												Priority Value
Pop.	Land	Public	Access	Avoid.	Funding	Relation.	Implem.	Env.	O&M	Value		
5.0	4.5	4.0	3.5	3.0	2.5	2.0	1.5	1.0	0.5			
CITY OF NORTH LAS VEGAS												
HYDROGRAPHIC BASIN: LOWER NORTHERN LAS VEGAS WASH												
PROJECT: Las Vegas Wash Cartier Channel												
LVCC 0000, 0030, 0035	4	4	3	3	2	2	2	2	2	2	2	81.5
	20.0	18.0	12.0	10.5	6.0	5.0	4.0	3.0	2.0	1.0		
PROJECT: North Las Vegas Detention Basin Upgrade												
LVUP 0406	4	3	3	3	2	2	2	2	2	2	2	77.0
	20.0	13.5	12.0	10.5	6.0	5.0	4.0	3.0	2.0	1.0		
PROJECT: Lake Mead Drain to Las Vegas Wash												
LVLE 0000, 0047	3	3	3	3	3	2	2	2	2	2	2	75.0
	15.0	13.5	12.0	10.5	9.0	5.0	4.0	3.0	2.0	1.0		
PROJECT: Las Vegas Boulevard Drain												
LVLV 0000	3	3	3	3	2	2	2	2	2	3	3	72.5
	15.0	13.5	12.0	10.5	6.0	5.0	4.0	3.0	2.0	1.5		
HYDROGRAPHIC BASIN: RANGE												
PROJECT: Vandenberg North Detention Basin, Collection & Outfall - Phase 2												
RWWE 0352, 0397, 0406, 0407, 0409, 0422, 0428, 0439, 0454	3	4	3	3	3	3	3	4	3	2	2	88.0
	15.0	18.0	12.0	10.5	9.0	7.5	6.0	6.0	3.0	1.0		
PROJECT: Hollywood System, Centennial Pkwy to Speedway #2 Detention Basin												
RWHW 0300, 0355, 0369, 0410	3	3	4	4	3	2	3	3	3	2	2	87.0
	15.0	13.5	16.0	14.0	9.0	5.0	6.0	4.5	3.0	1.0		
PROJECT: Range Wash - Ann Branch, Phase 2												
RWAN 0001, 0050	4	3	3	2	3	3	3	3	3	3	3	84.0
	20.0	13.5	12.0	7.0	9.0	7.5	6.0	4.5	3.0	1.5		
PROJECT: Jim McGaughey (Formerly Owens) Detention Basin & Outfall												
SLWA 0130 thru 0175 & SLOW 0000, 0005	4	3	3	3	4	2	2	2	2	2	2	83.0
	20.0	13.5	12.0	10.5	12.0	5.0	4.0	3.0	2.0	1.0		
PROJECT: Orchard Collector - Charleston to Linden												
SLOR 0158	3	3	3	3	4	3	2	3	2	2	2	82.0
	15.0	13.5	12.0	10.5	12.0	7.5	4.0	4.5	2.0	1.0		
PROJECT: Range Wash - Sloan Channel, Stewart Bridge												
RWSL 0187	3	3	3	3	3	3	3	2	2	2	2	79.5
	15.0	13.5	12.0	10.5	9.0	7.5	6.0	3.0	2.0	1.0		
PROJECT: Beltway Collection System - Pecos												
RWWE 0500 & RWBW 0011, 0013	3	3	3	3	3	3	2	3	2	2	2	79.0
	15.0	13.5	12.0	10.5	9.0	7.5	4.0	4.5	2.0	1.0		
PROJECT: Range Wash - Beltway Conveyance												
RWBW 0035-0083, RWWE 0518 - 0550	3	3	3	3	3	3	2	2	2	2	2	77.5
	15.0	13.5	12.0	10.5	9.0	7.5	4.0	3.0	2.0	1.0		
PROJECT: Nellis Storm Drain - Sloan Channel to Craig												
SLNL 0000, 0064	3	3	3	2	2	2	2	2	2	2	2	68.5
	15.0	13.5	12.0	7.0	6.0	5.0	4.0	3.0	2.0	1.0		
PROJECT: Las Vegas Boulevard Storm Drain - Nellis to Range												
SLLV 0000	3	3	3	2	2	2	2	2	2	1	1	68.0
	15.0	13.5	12.0	7.0	6.0	5.0	4.0	3.0	2.0	0.5		
PROJECT: Speedway North Detention Basin and Outfall												
RWHW 0459, 0498, 0499, 0500	2	3	2	2	2	2	2	2	2	1	1	59.0
	10.0	13.5	8.0	7.0	6.0	5.0	4.0	3.0	2.0	0.5		
HYDROGRAPHIC BASIN: Apex												
PROJECT: North Apex - System 1 Detention Basin and Outfall												
NAP1 0000, 0002, 0009, 0152, 0153, 0154	3	3	3	3	2	2	2	2	2	2	2	72.0
	15.0	13.5	12.0	10.5	6.0	5.0	4.0	3.0	2.0	1.0		

EXHIBIT B

Project Prioritization

Priority Factor and Weight											Priority Value
Pop.	Land	Public	Access	Avoid.	Funding	Relation.	Implem.	Env.	O&M	Value	
5.0	4.5	4.0	3.5	3.0	2.5	2.0	1.5	1.0	0.5		

CLARK COUNTY

HYDROGRAPHIC BASIN: Tropicana/ Flamingo

PROJECT: Airport Channel - Naples Channel and Peaking Basin											
TRMC 0013, 0014, 0031, 0033	4	3	3	3	4	3	3	2	2	1	87.0
	20.0	13.5	12.0	10.5	12.0	7.5	6.0	3.0	2.0	0.5	
PROJECT: Flamingo Wash - Industrial Rd. to Hotel Rio Dr.											
FLWA 0893 & 0896	3	3	3	3	3	3	4	3	2	3	83.5
	15.0	13.5	12.0	10.5	9.0	7.5	8.0	4.5	2.0	1.5	
PROJECT: Wagon Trail Channel - Sunset to Teco											
WGTR 0111	3	3	3	3	3	3	3	3	2	3	81.5
	15.0	13.5	12.0	10.5	9.0	7.5	6.0	4.5	2.0	1.5	
PROJECT: Flamingo Wash - Maryland to Palos Verde											
FLWA 0621 & 0673	3	3	3	3	3	4	3	2	2	1	81.5
	15.0	13.5	12.0	10.5	9.0	10.0	6.0	3.0	2.0	0.5	
PROJECT: Tropicana Avenue Conveyance - Las Vegas Wash to Boulder Hwy.											
LV01 0001, 0038, 0080, 0118	3	3	3	3	3	4	3	2	2	1	81.5
	15.0	13.5	12.0	10.5	9.0	10.0	6.0	3.0	2.0	0.5	
PROJECT: Tropicana Avenue Conveyance - Boulder Hwy. to Morris											
LV01 0135	3	3	3	3	2	3	3	2	1	2	75.5
	15.0	13.5	12.0	10.5	6.0	7.5	6.0	3.0	1.0	1.0	
PROJECT: Flamingo - Cimarron Branch											
FLCM 0003	3	3	2	3	3	2	3	2	3	2	74.0
	15.0	13.5	8.0	10.5	9.0	5.0	6.0	3.0	3.0	1.0	
PROJECT: Tropicana Avenue Conveyance, Morris to Mountain Vista											
LV01 0151, 0176	3	3	2	3	3	2	3	2	3	2	74.0
	15.0	13.5	8.0	10.5	9.0	5.0	6.0	3.0	3.0	1.0	
PROJECT: Flamingo Wash Maryland - UNLV											
FLMR 0000	3	3	2	3	3	2	3	2	2	1	72.5
	15.0	13.5	8.0	10.5	9.0	5.0	6.0	3.0	2.0	0.5	
PROJECT: Vegas Valley Drive - Flamingo Wash to Burnham											
VAVD 0000 & 0025	3	3	3	2	3	3	2	1	2	1	72.0
	15.0	13.5	12.0	7.0	9.0	7.5	4.0	1.5	2.0	0.5	
PROJECT: Blue Diamond - Buffalo Branch											
BDBF 0010, 0076, 0125	3	3	3	3	3	2	1	2	1	1	71.5
	15.0	13.5	12.0	10.5	9.0	5.0	2.0	3.0	1.0	0.5	
PROJECT: Las Vegas Wash - Christy											
LVCH 0037, 0114	3	3	2	3	3	2	2	2	2	1	70.5
	15.0	13.5	8.0	10.5	9.0	5.0	4.0	3.0	2.0	0.5	
PROJECT: Las Vegas Wash - Branch 02 - Monson Chnl - Las Vegas Wash to Boulder Hwy.											
LV02 0001 thru 0294	3	3	2	3	2	2	3	2	2	1	69.5
	15.0	13.5	8.0	10.5	6.0	5.0	3.0	2.0	0.5		

HYDROGRAPHIC BASIN: Duck Creek/Blue Diamond

PROJECT: Blue Diamond Channel 02, Decatur - Le Baron to Richmar											
BD02 0334	4	3	3	3	3	4	3	4	3	2	91.0
	20.0	13.5	12.0	10.5	9.0	10.0	6.0	6.0	3.0	1.0	
PROJECT: Duck Creek Wash, Torrey Pines to Rainbow											
DCWA 1827	3	3	4	3	4	3	4	3	3	2	91.0
	15.0	13.5	16.0	10.5	12.0	7.5	8.0	4.5	3.0	1.0	
PROJECT: Duck Creek Jones Boulevard											
DCJB 0000, 0043	3	3	4	3	4	3	4	3	3	2	91.0
	15.0	13.5	16.0	10.5	12.0	7.5	8.0	4.5	3.0	1.0	
PROJECT: Duck Creek Haven Street											
DCHV 0026, 0050, 0057	3	3	4	3	4	3	4	3	3	2	91.0
	15.0	13.5	16.0	10.5	12.0	7.5	8.0	4.5	3.0	1.0	
PROJECT: Silverado Ranch Detention Basin and Outfall Facilities											
BD02 0125 thru 0312, 0359 and 0385	4	4	3	3	3	3	3	3	2	3	91.0
	20.0	18.0	12.0	10.5	9.0	7.5	6.0	4.5	2.0	1.5	
PROJECT: Blue Diamond Wash - Arville to I-15											
BDWA 0276	3	3	3	3	3	3	3	3	3	4	83.0
	15.0	13.5	12.0	10.5	9.0	7.5	6.0	4.5	3.0	2.0	
PROJECT: Duck Cr. / Blue Diamond, Bermuda to Las Vegas Blvd.											
DCBD 0075, 0082 & 0084	3	3	3	3	3	3	3	3	2	1	80.5
	15.0	13.5	12.0	10.5	9.0	7.5	6.0	4.5	2.0	0.5	
PROJECT: Duck Creek, Sunset Park											
DCSP 0000, 0115	4	3	3	3	2	2	2	3	3	2	79.5
	20.0	13.5	12.0	10.5	6.0	5.0	4.0	4.5	3.0	1.0	
PROJECT: Blue Diamond Channel, Amigo to Haven											
BDWA 0087 thru 0175	3	3	3	2	3	3	3	3	3	2	78.5
	15.0	13.5	12.0	7.0	9.0	7.5	6.0	4.5	3.0	1.0	
PROJECT: Blue Diamond Wash Railroad											
BDW5 0026	1	4	4	3	4	1	3	3	2	1	77.0
	5.0	18.0	16.0	10.5	12.0	2.5	6.0	4.5	2.0	0.5	

EXHIBIT C

CITY OF HENDERSON
10-YEAR CONSTRUCTION PROGRAM
DRAFT

	Existing Value/ Comments	Project Cost Per MPU	Total Plan	FIRST FIVE YEARS 7/2019 THRU 6/2024					SECOND FIVE YEARS 7/2024 THRU 6/2029						
				(Year 1) FY 19/20	(Year 2) FY 20/21	(Year 3) FY 21/22	(Year 4) FY 22/23	(Year 5) FY 23/24	(Year 6) FY 24/25	(Year 7) FY 25/26	(Year 8) FY 26/27	(Year 9) FY 27/28	(Year 10) FY 28/29		
TOTAL PLAN			\$899,655,079	\$253,190,812	\$42,076,140	\$45,535,206	\$49,126,044	\$145,862,830	\$49,863,510	\$54,012,827	\$58,298,684	\$155,644,160	\$60,242,096		
Unencumbered from previous year	(\$14,197,230)		\$883,732,442	\$70,196,925	\$29,719,498	\$27,167,327	\$13,445,505	\$74,393,172	\$62,716,118	\$53,099,505	\$48,869,754	\$25,329,041	\$15,922,637		
ENTITY RESOURCES			\$54,087,400	\$7,041,713	\$2,996,241	\$3,242,561	\$3,498,264	\$10,386,888	\$3,550,779	\$3,848,252	\$4,151,448	\$11,083,416	\$4,289,838		
Unencumbered from previous year	(\$10,987,997)			\$4,846,055	\$772,699	\$2,267,979	\$4,897,027	\$3,688,804	\$5,527,954	\$473,441	\$3,555,496	\$895,268	\$1,718,879		
ENTITY TOTAL			\$827,312,090	\$165,265,250	\$52,368,520	\$2,195,658	\$7,069,597	\$1,747,281	\$869,216	\$11,595,111	\$1,711,629	\$8,900,764	\$1,069,393	\$13,743,645	\$3,466,227
HYDROGRAPHIC BASIN: PITTMAN			\$627,639,150	\$144,761,050	\$48,549,838	\$2,195,658	\$7,069,597	\$1,747,281	\$869,216	\$11,595,111	\$1,711,629	\$8,548,309	\$1,069,393	\$13,743,645	\$0
SYSTEM: Pittman Burns			\$98,833,140	\$18,777,510	\$8,027,300	\$1,463,860	\$605,788	\$0	\$0	\$5,957,651	\$0	\$0	\$0	\$0	\$0
PROJECT: Pittman Sunset, Burns to Foster															
Design/Admin	PTBH 0000, 0014, 0015		\$980,240						\$441,308						
Right-of-way	PTSU 0034, 0037, 0067, 0069		\$784,190												
Construction			\$4,901,200						\$5,516,344						
PROJECT: Galleria to Sunset															
Design/Admin	PTSU 0000, 0008, 0023, 0028, 0032		\$597,510												
Right-of-way			\$478,000												
Construction	Developer Participation		\$2,987,470					\$1,463,860							
SYSTEM: Lower Pittman			\$196,101,500	\$38,939,280	\$8,211,089	\$0	\$6,463,808	\$1,747,281	\$0	\$0	\$0	\$0	\$0	\$0	\$0
PROJECT: Whitney Ranch Channel Replacement Project															
Design/Admin	WWDC 0001, 0016, 0031, 0034, 0053, 0056	Design Started 18/19	\$1,162,130					\$478,798							
Right-of-way		HEN07F18	\$929,710												
Construction			\$5,810,690					\$5,985,011							
PROJECT: Whitney Ranch Channel Replacement Project, Phase II															
Design/Admin	WWDC 0070	Design Started 18/19	\$305,000					\$129,430							
Right-of-way		HEN07F18	\$244,000												
Construction			\$1,524,980					\$1,617,851							
SYSTEM: Pittman Pabco			\$581,310	\$5,492,940	\$731,798	\$731,798	\$0	\$0	\$0	\$0	\$0	\$0	\$0	\$0	\$0
PROJECT: Boulder Highway Crossing at Water Street															
Design/Admin	PTPA 0285, 0286		\$135,520					\$54,208							
Right-of-way			\$108,410												
Construction	Developer Design		\$677,590					\$677,590							
SYSTEM: Upper Pittman			\$39,658,020	\$51,885,240	\$31,579,651	\$0	\$0	\$0	\$869,216	\$5,637,460	\$1,711,629	\$8,548,309	\$1,069,393	\$13,743,645	\$0
PROJECT: Southeast Pittman Detention Basin															
Design/Admin	PTBE 0062, 0063, 0064		\$1,325,760					\$869,216				\$833,211			
Right-of-way	PTSO 0000		\$1,060,600												
Construction			\$6,628,770									\$7,915,098			
PROJECT: Pittman Gilespie															
Design/Admin	PTGL 0001, 0011		\$982,710									\$683,538		\$497,947	
Right-of-way			\$786,160												
Construction			\$4,913,530											\$6,224,313	
PROJECT: Pittman Wash South Phase 1 - Pittman North Detention Basin to Larson Lane															
Design/Admin	PTSD 0016, 0017, 0043		\$1,026,440									\$713,955		\$520,105	
Right-of-way			\$821,140									\$314,136			
Construction			\$5,132,170											\$6,501,278	
PROJECT: Pittman Wash South Phase 2- Larson Lane to Roban Street															
Design/Admin	PTSD 0044, 0070, 0071		\$1,449,190										\$1,069,393		
Right-of-way			\$1,159,350												
Construction			\$7,245,930												
PROJECT: Southwest Pittman Detention Basin															
Design/Admin	PTSD 0233, 0234		\$927,550						\$417,586						
Right-of-way			\$742,040												
Construction	Developer Design		\$4,637,790						\$5,219,874						
HYDROGRAPHIC BASIN: C-1			\$199,672,940	\$20,504,200	\$3,818,682	\$0	\$0	\$0	\$0	\$0	\$352,456	\$0	\$0	\$3,466,227	
SYSTEM: C-1			\$199,672,940	\$20,504,200	\$3,818,682	\$0	\$0	\$0	\$0	\$0	\$352,456	\$0	\$0	\$3,466,227	
PROJECT: Cadiz Storm Drain - Racetrack to Pueblo															
Design/Admin	C1CA 0000		\$491,960									\$352,456			\$256,758
Right-of-way			\$393,570												
Construction			\$2,459,790												\$3,209,468

EXHIBIT C

CITY OF LAS VEGAS
10-YEAR CONSTRUCTION PROGRAM
DRAFT

Fac. ID Mile Range	Existing Value/ Comments	Project Cost Per MPU	Total Plan	FIRST FIVE YEARS 7/2019 THRU 6/2024					SECOND FIVE YEARS 7/2024 THRU 6/2029								
				(Year 1) FY 19/20	(Year 2) FY 20/21	(Year 3) FY 21/22	(Year 4) FY 22/23	(Year 5) FY 23/24	(Year 6) FY 24/25	(Year 7) FY 25/26	(Year 8) FY 26/27	(Year 9) FY 27/28	(Year 10) FY 28/29				
				Annual Resources	Annual Resources	Annual Resources	Annual Resources	Annual Resources	Annual Resources	Annual Resources	Annual Resources	Annual Resources	Annual Resources				
TOTAL PLAN																	
Unencumbered from previous year (\$14,197,230)				Cumulative Available Resources	\$899,655,079	\$253,190,812	\$42,076,140	\$45,535,206	\$49,126,044	\$145,862,830	\$49,863,510	\$54,012,827	\$58,298,684	\$155,644,160	\$60,242,096		
ENTITY RESOURCES																	
Unencumbered from previous year (\$27,951,231)				Cumulative Available Resources	\$883,732,442	\$70,196,925	\$29,719,498	\$27,167,327	\$13,445,505	\$74,393,172	\$62,716,118	\$53,099,505	\$48,869,754	\$25,329,041	\$15,922,637		
Annual Resources					\$302,319,382	\$63,553,144	\$15,206,519	\$16,456,642	\$17,754,388	\$52,715,527	\$18,020,912	\$19,520,495	\$21,069,424	\$56,250,547	\$21,771,783		
Unencumbered from previous year (\$27,951,231)				Cumulative Available Resources		\$18,620,375	\$3,384,826	\$1,759,281	\$1,158,923	\$17,620,430	\$22,795,071	\$11,611,875	\$4,619,503	\$10,994,637	\$3,438,182		
ENTITY TOTAL					\$1,372,662,650	\$838,754,090	\$298,881,200	\$44,932,769	\$30,442,068	\$18,082,188	\$18,354,745	\$36,254,021	\$12,846,271	\$30,703,691	\$28,061,796	\$49,875,414	\$29,328,238
HYDROGRAPHIC BASIN: CENTRAL					\$526,443,780	\$507,779,660	\$197,705,571	\$44,035,229	\$1,523,436	\$0	\$8,497,087	\$25,861,748	\$11,416,684	\$20,566,383	\$28,061,796	\$28,414,970	\$29,328,238
SYSTEM: LV Wash I-15 Tributary					\$148,473,570	\$89,965,860	\$23,435,754	\$12,474	\$474,004	\$0	\$0	\$4,375,674	\$964,282	\$8,126,049	\$0	\$9,483,271	\$0
PROJECT: Freeway Channel - Washington, Valley View to Michael Way																	
Design/Admin			\$1,386,330														
Right-of-way	LV15 0602		\$1,109,060		\$10,447,553							\$964,282				\$702,465	
Construction			\$6,931,650													\$8,780,807	
PROJECT: Freeway Channel - Washington, Rancho to Valley View																	
Design/Admin			\$1,260,270														
Right-of-way	LV15 0528		\$1,008,210		\$8,977,116							\$851,067		\$601,931			
Construction			\$6,301,330											\$7,524,118			
PROJECT: Lake Mead - Carey - Lake Mead Detention Basin Outfall																	
Design/Admin			\$20,790				\$12,474	\$8,565									
Design/Admin	LVLM 0221		\$16,630		\$128,087												
Construction			\$103,930					\$107,048									
PROJECT: Owens Avenue System - Vegas, Shadow Mountain to Jones																	
Design/Admin			\$579,920														
Right-of-way	LVOV 0360		\$463,940		\$3,882,998												
Construction			\$2,899,600														
SYSTEM: LV Wash Central					\$369,949,500	\$221,782,930	\$69,395,748	\$0	\$1,049,432	\$0	\$893,095	\$21,486,073	\$8,527,379	\$12,131,280	\$25,308,490	\$0	\$0
PROJECT: Las Vegas Wash - Stewart to Bonanza																	
Design/Admin		Design Started 11/12	\$1,204,620														
Right-of-way	LVMD 1121 & 1149	CLA15D12 / LAS28C12	\$963,690		\$7,321,388												
Construction			\$6,023,110														
PROJECT: Meadows - Charleston, Essex to Lindell																	
Design/Admin			\$1,362,180														
Right-of-way	MECN 0000, 0061		\$1,089,750		\$9,420,473												
Construction			\$6,810,920														
PROJECT: Meadows - Charleston, Lindell to Rainbow																	
Design/Admin			\$1,881,440														
Right-of-way	MECN 0123, 0223		\$1,505,140		\$13,401,826												
Construction			\$9,407,180														
PROJECT: Las Vegas Wash - Stewart, Las Vegas Wash to Lamb																	
Design/Admin			\$1,698,110														
Right-of-way	LVST 0000		\$1,358,490		\$11,370,138												
Construction			\$8,490,570														
PROJECT: Owens Avenue East - LV Wash to Eastern																	
Design/Admin			\$3,810,770														
Right-of-way	LVOE 0000, 0085		\$3,048,610		\$27,881,923												
Construction			\$19,053,810														
SYSTEM: Sahara Boulder Highway					\$8,020,710	\$196,030,870	\$104,874,068	\$44,022,755	\$0	\$0	\$7,603,992	\$0	\$1,925,023	\$309,054	\$2,753,306	\$18,931,699	\$29,328,238
PROJECT: Boulder Highway Sahara Avenue - Eastern to Boulder Hwy.																	
Design/Admin		Pre-Design Started 09/10	\$2,767,570														
Right-of-way	BHSA 0000, 0026	LAS27A09	\$2,214,050		\$20,856,722												
Construction			\$13,837,830														
PROJECT: Sahara Avenue - Eastern Lateral																	
Design/Admin			\$431,380														
Right-of-way	SAEA 0000		\$345,100		\$3,348,448												
Construction			\$2,156,890														
PROJECT: Boulder Highway Sahara Avenue - Maryland to Eastern																	
Design/Admin			\$2,278,210														
Right-of-way	BHSA 0075		\$1,822,570		\$17,732,915												
Construction			\$11,391,060														
PROJECT: Flamingo - Boulder Hwy. North, Charleston - Main to Maryland																	
Design/Admin		design start in 17/18	\$1,288,650														
Right-of-way	FLBN 0281, 0312	LAS29D17	\$1,030,920		\$7,603,992												
Construction			\$6,443,270														
PROJECT: Flamingo - Boulder Hwy North, Charleston - Boulder Hwy to Maryland Parkway and Maryland Pkwy System																	
Design/Admin	FLBN 0170, 0180, 0205,	Design started in 16/17	\$2,882,190														
Right-of-way	0275, 0280 & FLMP 0000,	LAS29C16	\$2,305,760		\$44,022,755												
Construction	0013, 0042, 0068		\$14,410,970														
PROJECT: Las Vegas Wash - Cedar Channel/Bonanza - Las Vegas Wash to Lamb																	
Design/Admin			\$1,452,940														
Right-of-way	LVBZ 0000		\$1,162,350		\$11,309,235												
Construction	CACH 0001, 0020		\$7,264,690														

EXHIBIT C

CITY OF LAS VEGAS
10-YEAR CONSTRUCTION PROGRAM
DRAFT

Fac. ID Mile Range	Existing Value/ Comments	Project Cost Per MPU	Total Plan	FIRST FIVE YEARS 7/2019 THRU 6/2024					SECOND FIVE YEARS 7/2024 THRU 6/2029							
				(Year 1) FY 19/20	(Year 2) FY 20/21	(Year 3) FY 21/22	(Year 4) FY 22/23	(Year 5) FY 23/24	(Year 6) FY 24/25	(Year 7) FY 25/26	(Year 8) FY 28/27	(Year 9) FY 27/28	(Year 10) FY 28/29			
TOTAL PLAN																
Unencumbered from previous year	(\$14,197,230)		Annual Resources	\$899,655,079	\$253,190,812	\$42,076,140	\$45,535,206	\$49,126,044	\$145,862,830	\$49,863,510	\$54,012,827	\$58,298,684	\$155,644,160	\$60,242,096		
			Cumulative Available Resources	\$883,732,442	\$70,196,925	\$29,719,498	\$27,167,327	\$13,445,505	\$74,393,172	\$62,716,118	\$53,099,505	\$48,869,754	\$25,329,041	\$15,922,637		
ENTITY RESOURCES																
Unencumbered from previous year	(\$27,951,231)		Annual Resources	\$302,319,382	\$63,553,144	\$15,206,519	\$16,456,642	\$17,754,388	\$52,715,527	\$18,020,912	\$19,520,495	\$21,069,424	\$58,250,547	\$21,771,783		
			Cumulative Available Resources	\$302,319,382	\$18,620,375	\$3,384,826	\$1,759,281	\$1,158,923	\$17,620,430	\$22,795,071	\$11,611,875	\$4,619,503	\$10,994,637	\$3,438,182		
ENTITY TOTAL				\$1,372,662,650	\$838,754,090	\$298,881,200	\$44,932,769	\$30,442,068	\$18,082,188	\$18,354,745	\$36,254,021	\$12,846,271	\$30,703,691	\$28,061,796	\$49,875,414	\$29,328,238
HYDROGRAPHIC BASIN: GOWAN				\$447,692,150	\$127,415,880	\$91,451,215	\$0	\$28,918,632	\$18,082,188	\$1,030,785	\$10,392,273	\$1,429,587	\$10,137,308	\$0	\$21,460,443	\$0
SYSTEM: Gowan North				\$273,309,150	\$126,944,520	\$91,451,215	\$0	\$28,918,632	\$18,082,188	\$1,030,785	\$10,392,273	\$1,429,587	\$10,137,308	\$0	\$21,460,443	\$0
PROJECT: Gowan Box Canyon - Lone Mountain Road																
Design/Admin		Design started in 15/16	\$1,081,940												\$548,228	
Right-of-way	GOBX 0015	LAS24I15	\$865,550													
Construction			\$5,409,720												\$6,852,871	
PROJECT: Gowan Outfall - Alexander Rd., Decatur Blvd. to Simmons Street																
Design/Admin		Design started 16/17	\$5,009,330						\$2,063,844							
Right-of-way	GOOF 0275, 0285	NLV04K17	\$4,007,480													
Construction	0325, 0375		\$25,046,670						\$25,798,070							
PROJECT: Gowan Outfall - Clayton Branch																
Design/Admin			\$2,055,290													
Right-of-way	GOCL 0000		\$1,644,230													
Construction			\$10,276,460													
PROJECT: Gowan Outfall - El Capitan Branch, Ann Road to Centennial																
Design/Admin		Design Started in 17/18	\$1,323,640						\$561,700							
Right-of-way	GOEC 0100, 0126, 0152, 0176	LAS24L17	\$1,058,910													
Construction			\$6,618,180						\$7,021,227							
PROJECT: Gowan - Alexander Rd., Rancho to Decatur																
Design/Admin		Design Started in 13/14	\$1,832,700						\$777,725							
Right-of-way	GOAL 0000, 0056	LAS30A13	\$1,466,160													
Construction		Engr's Est.	\$9,163,480						\$9,721,536							
PROJECT: Gowan - Rancho, Craig to Alexander and Alexander Branch																
Design/Admin			\$1,709,900						\$1,056,718						\$769,803	
Right-of-way	GOAL 0100, 0111		\$1,367,910													
Construction	GOA2 0000		\$8,549,440												\$9,622,470	
PROJECT: Gowan - Craig and US-95																
Design/Admin			\$1,572,190						\$1,030,785						\$750,911	
Right-of-way	GOAL 0168, 0247		\$1,257,750													
Construction			\$7,860,960												\$9,386,397	
HYDROGRAPHIC BASIN: UPPER NORTHERN LV WASH				\$398,526,720	\$203,558,550	\$9,724,414	\$897,540	\$0	\$0	\$8,826,874	\$0	\$0	\$0	\$0	\$0	
SYSTEM: Upper Western Tributary				\$264,027,000	\$37,904,550	\$9,724,414	\$897,540	\$0	\$0	\$8,826,874	\$0	\$0	\$0	\$0	\$0	
PROJECT: Brent Drainage System - Durango to El Capitan																
Design/Admin			\$1,495,900						\$897,540							
Right-of-way	BRDB 0107, 0157		\$1,196,720													
Construction			\$7,479,480												\$8,173,030	

EXHIBIT C

CITY OF NORTH LAS VEGAS
10-YEAR CONSTRUCTION PROGRAM
DRAFT

Fac. ID Mile Range	Existing Value/ Comments	Project Cost Per MPU	Total Plan	FIRST FIVE YEARS 7/2019 THRU 6/2024					SECOND FIVE YEARS 7/2024 THRU 6/2029							
				(Year 1) FY 19/20	(Year 2) FY 20/21	(Year 3) FY 21/22	(Year 4) FY 22/23	(Year 5) FY 23/24	(Year 6) FY 24/25	(Year 7) FY 25/26	(Year 8) FY 26/27	(Year 9) FY 27/28	(Year 10) FY 28/29			
TOTAL PLAN				Annual Resources	\$899,655,079	\$253,190,812	\$42,076,140	\$45,535,206	\$48,126,044	\$145,862,830	\$49,863,510	\$54,012,827	\$58,298,684	\$155,644,160	\$60,242,096	
Unencumbered from previous year	(\$14,197,230)		Cumulative Available Resources	\$883,732,442	\$70,196,925	\$29,719,498	\$27,167,327	\$13,445,505	\$74,393,172	\$62,716,118	\$53,099,505	\$48,869,754	\$25,329,041	\$15,922,637		
ENTITY RESOURCES				Annual Resources	\$207,494,839	\$47,478,108	\$10,191,256	\$11,029,076	\$11,898,812	\$35,329,416	\$12,077,434	\$13,082,439	\$14,120,516	\$37,898,551	\$14,591,230	
Unencumbered from previous year	(\$13,849,204)		Cumulative Available Resources	\$193,645,635	\$7,933,705	\$6,588,866	\$3,358,673	\$4,946,930	\$23,938,523	\$29,699,961	\$31,196,532	\$33,412,047	\$8,786,439	\$5,161,253		
ENTITY TOTAL				\$808,695,860	\$486,095,816	\$202,333,586	\$39,542,403	\$11,536,095	\$14,259,269	\$10,310,555	\$16,337,823	\$6,315,996	\$11,585,868	\$11,905,002	\$62,324,158	\$18,216,416
HYDROGRAPHIC BASIN: LOWER NORTHERN LV WASH				\$420,934,570	\$182,748,946	\$33,719,147	\$698,289	\$1,534,074	\$0	\$6,867,332	\$15,966,743	\$0	\$0	\$8,652,709	\$0	\$0
SYSTEM: LV Wash Craig				\$192,994,230	\$37,622,500	\$7,209,111	\$0	\$665,382	\$0	\$0	\$6,543,728	\$0	\$0	\$0	\$0	\$0
PROJECT: North Las Vegas Detention Basin Upgrade																
Design/Admin			\$1,076,670					\$665,382			\$484,721					
Right-of-way	LVUP 0406		\$861,340													
Construction			\$5,383,350								\$6,059,008					
SYSTEM: Cheyenne Lamb Nellis				\$79,573,170	\$132,642,546	\$26,510,036	\$698,289	\$868,692	\$0	\$6,867,332	\$9,423,014	\$0	\$0	\$8,652,709	\$0	\$0
PROJECT: Lake Mead Drain to Las Vegas Wash																
Design/Admin			\$1,405,650					\$868,692			\$632,829					
Right-of-way	LVLE 0000, 0047		\$1,124,520													
Construction			\$7,028,250								\$7,910,357					
PROJECT: Las Vegas Boulevard Drain																
Design/Admin			\$1,302,860								\$879,828			\$640,941		
Right-of-way	LVLV 0000		\$1,042,290													
Construction			\$6,514,300											\$8,011,767		
PROJECT: Las Vegas Wash Cartier Channel																
Design/Admin			\$1,163,815				\$698,289			\$508,693						
Right-of-way	LVCC 0000, 0030, 0035		\$931,046													
Construction		RTC Lead	\$5,819,056							\$6,358,640						

EXHIBIT C

CITY OF NORTH LAS VEGAS
10-YEAR CONSTRUCTION PROGRAM
DRAFT

Fac. ID Mile Range	Existing Value/ Comments	Project Cost Per MPU	Total Plan	FIRST FIVE YEARS 7/2019 THRU 6/2024					SECOND FIVE YEARS 7/2024 THRU 6/2029								
				(Year 1) FY 19/20	(Year 2) FY 20/21	(Year 3) FY 21/22	(Year 4) FY 22/23	(Year 5) FY 23/24	(Year 6) FY 24/25	(Year 7) FY 25/26	(Year 8) FY 26/27	(Year 9) FY 27/28	(Year 10) FY 28/29				
TOTAL PLAN																	
Unencumbered from previous year (\$14,197,230)				Annual Resources	\$899,655,079	\$253,190,812	\$42,076,140	\$45,535,206	\$49,126,044	\$145,862,830	\$49,863,510	\$54,012,827	\$58,298,684	\$155,644,160	\$60,242,096		
Cumulative Available Resources					\$883,732,442	\$70,196,925	\$29,719,498	\$27,167,327	\$13,445,505	\$74,393,172	\$62,716,118	\$53,099,505	\$48,869,754	\$25,329,041	\$15,922,637		
ENTITY RESOURCES				Annual Resources	\$207,494,839	\$47,476,108	\$10,181,256	\$11,029,076	\$11,898,812	\$35,329,416	\$12,077,434	\$13,082,439	\$14,120,516	\$37,698,551	\$14,591,230		
Unencumbered from previous year (\$13,849,204)				Cumulative Available Resources		\$7,933,705	\$8,588,866	\$3,358,673	\$4,946,930	\$23,938,523	\$29,699,961	\$31,196,532	\$33,412,047	\$8,786,439	\$5,161,253		
ENTITY TOTAL					\$808,695,860	\$486,095,816	\$202,333,586	\$39,542,403	\$11,536,095	\$14,259,269	\$10,310,555	\$16,337,823	\$6,315,996	\$11,585,868	\$11,905,002	\$62,324,158	\$18,216,416
HYDROGRAPHIC BASIN: RANGE					\$196,209,210	\$262,708,330	\$136,009,576	\$38,844,114	\$10,002,021	\$14,259,269	\$3,443,223	\$371,080	\$3,662,328	\$7,941,513	\$3,252,293	\$36,017,319	\$18,216,416
SYSTEM: Lower Range					\$92,621,110	\$53,363,990	\$20,765,429	\$769,320	\$0	\$14,259,269	\$3,443,223	\$0	\$0	\$2,293,617	\$0	\$0	\$0
PROJECT: Orchard Collector - Charleston to Linden																	
				Design/Admin		\$428,160				\$210,000							
	SJOR 0158	Design Started 00/01		Right-of-way	CLA21A00	\$342,530											
		Est.		Construction		\$2,140,810				\$3,000,000							
PROJECT: Jim McGaughey (Formerly Owens) Detention Basin & Outfall																	
				Design/Admin	SLWA 0130 thru 0175 & SLOW 0000, 0005	\$961,680			\$932,849								
		Design Started 17/18		Right-of-way	CLA36A18	\$769,320											
		Est.		Construction		\$4,808,280			\$13,326,420								
PROJECT: Range Wash - Sloan Channel, Stewart Bridge																	
				Design/Admin		\$355,720			\$233,223				\$169,899				
	RWSL 0187			Right-of-way		\$284,570											
				Construction		\$1,778,580							\$2,123,718				
SYSTEM: West Range					\$85,613,560	\$145,159,210	\$96,467,239	\$32,552,200	\$0	\$0	\$0	\$371,080	\$3,662,328	\$5,647,896	\$0	\$36,017,319	\$18,216,416
PROJECT: Nellis Storm Drain - Sloan Channel to Craig																	
				Design/Admin	SLNL 0000, 0064	\$3,256,870						\$2,285,363			\$1,650,282		
				Right-of-way		\$2,605,500											
				Construction		\$16,284,370									\$20,628,553		
PROJECT: Las Vegas Boulevard Storm Drain - Nellis to Range																	
				Design/Admin	SLLV 0000	\$2,585,440						\$1,852,290			\$1,349,365		
				Right-of-way		\$2,068,350											
				Construction		\$12,927,190									\$16,867,051		
PROJECT: Range Wash - Beltway Conveyance																	
				Design/Admin	RWBW 0035-0083, RWWE 0518 - 0550	\$2,008,390						\$1,396,965			\$1,017,667		
				Right-of-way		\$1,606,720											
				Construction		\$10,041,930									\$12,720,816		
PROJECT: Vandenberg North Detention Basin, Collection & Outfall - Phase 2																	
				Design/Admin	RWWE 0352, 0397, 0406, 0407, 0408, 0422, 0428, 0439, 0454	\$2,132,880				\$2,900,000							
				Right-of-way	PreDesign Started 10/11	\$1,706,290											
				Construction	NLV09E11	\$10,664,330				\$29,652,200							
PROJECT: Beltway Collection System - Pecos																	
				Design/Admin	RWWE 0500 & RWBW 0011, 0013	\$549,500				\$371,080							
				Right-of-way		\$439,600											
				Construction		\$2,958,960									\$3,533,153		
SYSTEM: East Range					\$17,974,540	\$64,185,130	\$18,776,908	\$5,522,594	\$10,002,021	\$0	\$0	\$0	\$0	\$0	\$3,252,293	\$0	\$0
PROJECT: Range Wash - Ann Branch, Phase 2																	
				Design/Admin	RWAN 0001, 0050	\$1,638,080			\$674,889								
				Right-of-way	NLV03F17	\$1,310,460											
				Construction		\$8,190,420			\$9,327,132								
PROJECT: Hollywood System, Centennial Pkwy to Speedway #2 Detention Basin																	
				Design/Admin	RWHW 0300, 0355, 0369, 0410	\$1,022,710			\$409,084								
				Right-of-way	Design started 16/17	\$818,160											
				Construction	NLV03G17	\$5,113,510			\$5,113,510								
PROJECT: Speedway North Detention Basin and Outfall																	
				Design/Admin	RWHW 0459, 0498, 0499, 0500	\$1,888,870								\$1,393,843			
				Right-of-way		\$1,511,090								\$1,858,450			
				Construction		\$9,444,330											
HYDROGRAPHIC BASIN: Apex					\$0	\$0	\$32,604,863	\$0	\$0	\$0	\$0	\$0	\$2,653,669	\$3,644,355	\$0	\$26,306,839	\$0
PROJECT: North Apex - System 1 Detention Basin and Outfall																	
				Design/Admin	NAP1 0000, 0002, 0009, 0152, 0153, 0154	\$3,815,130						\$2,653,669			\$1,933,157		
				Right-of-way		\$3,052,090							\$3,644,355				
				Construction		\$19,240,810									\$24,373,682		

EXHIBIT C

CLARK COUNTY
10-YEAR CONSTRUCTION PROGRAM
DRAFT

Fac. ID Mile Range	Existing Value/ Comments	Project Cost Per MPU	Total Plan	FIRST FIVE YEARS 7/2019 THRU 6/2024					SECOND FIVE YEARS 7/2024 THRU 6/2029							
				(Year 1) FY 19/20	(Year 2) FY 20/21	(Year 3) FY 21/22	(Year 4) FY 22/23	(Year 5) FY 23/24	(Year 6) FY 24/25	(Year 7) FY 25/26	(Year 8) FY 26/27	(Year 9) FY 27/28	(Year 10) FY 28/29			
TOTAL PLAN																
Unencumbered from previous year	(\$14,197,230)		\$899,655,079	\$253,190,812	\$42,076,140	\$45,535,206	\$49,126,044	\$145,862,830	\$49,863,510	\$54,012,827	\$58,298,684	\$155,644,160	\$60,242,096			
Annual Resources				\$899,655,079	\$899,655,079	\$899,655,079	\$899,655,079	\$899,655,079	\$899,655,079	\$899,655,079	\$899,655,079	\$899,655,079	\$899,655,079			
Cumulative Available Resources				\$883,732,442	\$925,808,582	\$970,343,788	\$1,014,878,994	\$1,059,414,200	\$1,103,949,406	\$1,148,484,612	\$1,193,019,818	\$1,237,555,024	\$1,282,090,230			
ENTITY RESOURCES																
Unencumbered from previous year	\$35,062,395		\$293,042,389	\$106,538,019	\$11,878,071	\$12,854,563	\$13,868,255	\$41,176,995	\$14,076,441	\$15,247,791	\$16,457,686	\$43,938,259	\$17,006,310			
Annual Resources				\$293,042,389	\$293,042,389	\$293,042,389	\$293,042,389	\$293,042,389	\$293,042,389	\$293,042,389	\$293,042,389	\$293,042,389	\$293,042,389			
Cumulative Available Resources				\$293,042,389	\$586,084,778	\$879,127,167	\$1,172,169,556	\$1,465,211,945	\$1,758,254,334	\$2,051,296,723	\$2,344,339,112	\$2,637,381,501	\$2,930,423,890			
ENTITY TOTAL				\$1,532,456,175	\$652,450,607	\$292,256,605	\$77,103,924	\$33,435,314	\$8,805,070	\$23,928,920	\$19,600,297	\$30,032,190	\$7,531,533	\$21,492,245	\$52,817,321	\$17,509,790
HYDROGRAPHIC BASIN: Tropicana/ Flamingo				\$949,729,850	\$164,588,950	\$139,176,782	\$28,820,000	\$23,656,592	\$555,591	\$347,717	\$5,108,567	\$14,013,405	\$6,258,561	\$8,987,402	\$51,428,947	\$0
SYSTEM: Tropicana Flamingo Project				\$484,469,310	\$23,344,000	\$15,855,519	\$0	\$0	\$0	\$347,717	\$0	\$4,444,940	\$0	\$0	\$11,062,863	\$0
PROJECT: Blue Diamond - Buffalo Branch																
Design/Admin			\$1,617,240							\$1,124,895				\$819,468		
Design/Admin	BDBF 0010, 0076, 0125		\$1,293,800													
Construction			\$8,086,230											\$10,243,394		
PROJECT: Flamingo - Cimarron Branch																
Design/Admin			\$530,350					\$347,717		\$245,928						
Right-of-way	FLCM 0003		\$424,280													
Construction			\$2,651,760							\$3,074,117						
SYSTEM: Lower Flamingo				\$332,587,410	\$99,159,190	\$74,235,482	\$28,150,000	\$4,370,922	\$0	\$0	\$1,569,335	\$2,298,138	\$6,258,561	\$8,987,402	\$22,601,124	\$0
PROJECT: Wagon Trail Channel - Sunset to Teco																
Design/Admin		Design Started 18/19	\$251,650					\$103,680								
Right-of-way	WGTR 0111	CLA10119	\$201,320													
Construction			\$1,258,240					\$1,295,987								
PROJECT: Flamingo Wash, Maryland to Palos Verde																
Design/Admin		Design Started 18/19	\$534,210					\$220,095								
Right-of-way	FLWA 0621 & 0673	CLA04Y19	\$427,360													
Construction			\$2,671,030					\$2,751,161								
PROJECT: Las Vegas Wash - Christy																
Design/Admin			\$3,303,990							\$2,298,138				\$1,674,158		
Right-of-way	LVCH 0037, 0114		\$2,643,190													
Construction			\$16,519,940											\$20,926,966		
PROJECT: Flamingo Wash Maryland - UNLV																
Design/Admin			\$970,640					\$655,478		\$463,598						
Right-of-way	FLMR 0000		\$776,510													
Construction			\$4,853,190							\$5,794,963						
PROJECT: Airport Channel - Naples Channel and Peaking Basin																
Design/Admin		Design Started 13/14	\$1,114,250					\$1,750,000								
Right-of-way	TRMC 0013, 0014, 0031, 0033	CLA10H13	\$891,390													
Construction		Eng. Est.	\$5,571,230					\$25,000,000								
PROJECT: Vegas Valley Drive - Flamingo Wash to Burnham																
Design/Admin			\$1,353,250					\$913,857						\$665,731		
Right-of-way	VAVD 0000 & 0025		\$1,082,600													
Construction			\$6,766,280											\$8,321,671		
PROJECT: Flamingo Wash - Industrial Rd. to Hotel Rio Dr.																
Design/Admin		Design Started 09/10	\$77,760					\$100,000								
Right-of-way	FLWA 0893 & 0896	CLA10F10	\$62,210													
Construction		Eng. Est.	\$388,790					\$1,300,000								
SYSTEM: Lower LV Wash Tributaries				\$21,817,390	\$37,218,650	\$49,085,781	\$670,000	\$19,285,670	\$555,591	\$0	\$3,539,232	\$7,270,327	\$0	\$0	\$17,764,961	\$0
PROJECT: Tropicana Avenue Conveyance - Morris to Mountain Vista																
Design/Admin			\$872,830					\$555,591		\$404,740						
Right-of-way	LV01 0151, 0176		\$698,260													
Construction			\$4,364,110							\$5,059,200						
PROJECT: Tropicana Avenue Conveyance - Las Vegas Wash to Boulder Hwy																
Design/Admin			\$3,976,060					\$670,000		\$725,790						
Right-of-way	LV01 0001, 0038, 0080, 0118		\$3,180,860													
Construction		Eng. Est from CLA35A11	\$19,880,340					\$18,200,000								
PROJECT: Tropicana Avenue Conveyance - Boulder Hwy. to Morris																
Design/Admin			\$582,330					\$359,880		\$262,167						
Right-of-way	LV01 0135		\$465,860													
Construction		Eng. Est from CLA35A11	\$2,911,630							\$3,277,065						
PROJECT: Las Vegas Wash - Branch 02 - Monson Chnl - Las Vegas Wash to Boulder Hwy.																
Design/Admin			\$2,597,010							\$1,806,388				\$1,315,928		
Right-of-way	LV02 0001 thru 0294		\$2,077,600													
Construction			\$12,985,020											\$16,449,035		

EXHIBIT C

CLARK COUNTY
10-YEAR CONSTRUCTION PROGRAM
DRAFT

Fac. ID Mile Range	Existing Value/ Comments	Project Cost Per MPU	Total Plan	FIRST FIVE YEARS 7/2019 THRU 6/2024					SECOND FIVE YEARS 7/2024 THRU 6/2029							
				(Year 1) FY 19/20	(Year 2) FY 20/21	(Year 3) FY 21/22	(Year 4) FY 22/23	(Year 5) FY 23/24	(Year 6) FY 24/25	(Year 7) FY 25/26	(Year 8) FY 26/27	(Year 9) FY 27/28	(Year 10) FY 28/29			
TOTAL PLAN																
Unencumbered from previous year	(\$14,197,230)		Annual Resources	\$899,655,079	\$253,190,812	\$42,076,140	\$45,535,206	\$49,126,044	\$145,862,830	\$49,863,510	\$54,012,827	\$58,298,684	\$155,844,160	\$60,242,096		
			Cumulative Available Resources	\$883,732,442	\$70,196,925	\$29,719,498	\$27,167,327	\$13,445,505	\$74,393,172	\$62,716,118	\$53,099,505	\$48,869,754	\$25,329,041	\$15,922,637		
ENTITY RESOURCES																
Unencumbered from previous year	\$35,062,395		Annual Resources	\$293,042,389	\$106,538,019	\$11,878,071	\$12,854,563	\$13,868,255	\$41,176,895	\$14,076,441	\$15,247,791	\$16,457,686	\$43,938,259	\$17,006,310		
			Cumulative Available Resources	\$293,042,389	\$29,434,094	\$7,876,851	\$11,926,344	\$1,865,679	\$23,442,377	\$7,486,628	\$15,202,886	\$10,168,327	\$1,289,264	\$785,784		
ENTITY TOTAL				\$1,532,456,175	\$652,450,607	\$292,256,605	\$77,103,924	\$33,435,314	\$8,805,070	\$23,928,920	\$19,600,297	\$30,032,190	\$7,531,533	\$21,492,245	\$52,817,321	\$17,509,790
HYDROGRAPHIC BASIN: Duck Creek/ Blue Diamond				\$512,285,110	\$301,091,860	\$84,066,733	\$34,259,460	\$9,042,218	\$5,679,467	\$21,592,139	\$13,493,450	\$0	\$0	\$0	\$0	\$0
SYSTEM: Blue Diamond Tributaries				\$76,756,840	\$61,719,030	\$21,624,828	\$0	\$7,778,449	\$5,679,467	\$0	\$8,166,913	\$0	\$0	\$0	\$0	\$0
PROJECT: Blue Diamond Wash - Arville to I-15																
Design/Admin	BDWA 0276	Design Started 18/19	\$1,050,120													
Right-of-way		CLA16019	\$840,090	\$5,840,757												
Construction			\$5,250,590													
PROJECT: Duck Cr. / Blue Diamond, Bermuda to Las Vegas Blvd.																
Design/Admin	DCBD 0075, 0082 & 0084	Design Started 18/19	\$991,380													
Right-of-way		CLA39A19	\$793,100	\$5,679,467												
Construction			\$4,956,890													
PROJECT: Blue Diamond Channel, Amigo to Haven																
Design/Admin	BDWA 0087 thru 0175		\$1,343,740													
Right-of-way			\$1,075,010	\$10,104,604												
Construction			\$6,718,700													
SYSTEM: Upper Duck Creek				\$123,500,470	\$75,203,030	\$34,590,436	\$28,000,130	\$1,263,769	\$0	\$0	\$5,326,538	\$0	\$0	\$0	\$0	\$0
PROJECT: Duck Creek Jones Boulevard																
Design/Admin	DCJB 0000, 0043	RTC Project	\$1,347,940													
Right-of-way			\$1,078,350	\$2,224,094												
Construction			\$6,739,670													
PROJECT: Silverado Ranch Detention Basin and Outfall Facilities																
Design/Admin	BD02 0125 thru 0312, 0359 and 0385	Design Started 13/14	\$2,861,730													
Right-of-way		CLA08S13	\$2,289,380	\$22,276,036												
Construction		Eng. Est.	\$14,308,620													
PROJECT: Blue Diamond Channel 02, Decatur - Le Baron to Richmar																
Design/Admin	BD02 0334	RTC Project														
Right-of-way		No Design		\$3,500,000												
Construction																
PROJECT: Blue Diamond Wash Railroad																
Design/Admin	BDW5 0026		\$876,400													
Right-of-way			\$701,120	\$6,590,307												
Construction			\$4,382,000													
SYSTEM: Lower Duck Creek				\$176,428,900	\$39,736,410	\$23,787,683	\$2,195,544	\$0	\$0	\$21,592,139	\$0	\$0	\$0	\$0	\$0	\$0
PROJECT: Duck Creek, Sunset Park																
Design/Admin	DCSP 0000, 0115		\$3,659,240													
Design/Admin			\$2,927,390	\$23,787,683												
Construction			\$18,296,170													
SYSTEM: Central Duck Creek				\$135,598,900	\$124,433,390	\$4,063,786	\$4,063,786	\$0	\$0	\$0	\$0	\$0	\$0	\$0	\$0	\$0
PROJECT: Duck Creek Wash, Torrey Pines to Rainbow																
Design/Admin	DCWA 1827	Developer Participation	\$336,810													
Right-of-way			\$269,450	\$600,000												
Construction			\$1,684,060													
PROJECT: Duck Creek Haven Street																
Design/Admin	DCHV 0026, 0050, 0057	RTC Project	\$641,440													
Right-of-way		No Design	\$513,150	\$3,463,786												
Construction			\$3,207,210													

EXHIBIT C

CLARK COUNTY
10-YEAR CONSTRUCTION PROGRAM
DRAFT

Fac. ID Mile Range	Existing Value/ Comments	Project Cost Per MPU	Total Plan	FIRST FIVE YEARS 7/2019 THRU 6/2024					SECOND FIVE YEARS 7/2024 THRU 6/2029					
				(Year 1) FY 19/20	(Year 2) FY 20/21	(Year 3) FY 21/22	(Year 4) FY 22/23	(Year 5) FY 23/24	(Year 6) FY 24/25	(Year 7) FY 25/26	(Year 8) FY 26/27	(Year 9) FY 27/28	(Year 10) FY 28/29	
TOTAL PLAN														
Unencumbered from previous year	(\$14,197,230)		Annual Resources	\$899,655,079	\$253,190,812	\$42,076,140	\$45,535,206	\$49,126,044	\$145,862,830	\$49,863,510	\$54,012,827	\$58,298,684	\$155,644,160	\$60,242,096
			Cumulative Available Resources	\$883,732,442	\$70,196,925	\$29,719,498	\$27,167,327	\$13,445,505	\$74,393,172	\$62,716,118	\$53,099,505	\$48,869,754	\$25,329,041	\$15,922,637
ENTITY RESOURCES														
Unencumbered from previous year	\$35,062,395		Annual Resources	\$293,042,389	\$106,538,019	\$11,878,071	\$12,854,563	\$13,868,255	\$41,176,995	\$14,076,441	\$15,247,791	\$16,457,686	\$43,938,259	\$17,006,310
			Cumulative Available Resources	\$293,042,389	\$29,434,094	\$7,876,851	\$11,926,344	\$1,865,679	\$23,442,377	\$7,486,628	\$15,202,886	\$10,168,327	\$1,289,264	\$785,784
ENTITY TOTAL														
	\$1,532,456,175	\$652,450,607	\$292,256,605	\$77,103,924	\$33,435,314	\$8,805,070	\$23,928,920	\$19,600,297	\$30,032,190	\$7,531,533	\$21,492,245	\$52,817,321	\$17,509,790	
HYDROGRAPHIC BASIN: Outlying Areas														
	\$70,441,215	\$186,769,797	\$69,013,090	\$14,024,465	\$736,504	\$2,570,013	\$1,989,064	\$998,279	\$16,018,786	\$1,272,972	\$12,504,843	\$1,388,374	\$17,509,790	
SYSTEM: Goodsprings														
	\$64,849	\$2,701,170	\$993,948	\$993,948	\$0	\$0	\$0	\$0	\$0	\$0	\$0	\$0	\$0	
PROJECT: Goodsprings - Phase I														
Design/Admin	GSEA 0000	Design Started 09/10	\$91,455	\$48,715										
Right-of-way	GSPA 0027 & 0029	GSP01B10	\$55,910	\$74,454										
Construction	GSRV 0019		\$653,904	\$870,779										
SYSTEM: Muddy River & Tributaries														
	\$25,323,000	\$118,662,000	\$47,013,367	\$11,237,678	\$0	\$2,570,013	\$0	\$0	\$14,422,915	\$1,272,972	\$0	\$0	\$17,509,790	
PROJECT: Fairgrounds - Detention Basin (Whipple Street)														
Design/Admin	FGWS 0000, 0075, 0105,	Design Started 10/11	\$1,197,000	\$609,852										
Right-of-way	0128, 0164, 0165, 0166	MOA03A11	\$0											
Construction			\$8,344,000	\$10,627,826										
PROJECT: Muddy River - Cooper to Yamashita														
Design/Admin	MRLV 0395 thru 0508	Design Started 88/89	\$1,267,000		\$1,027,241				\$748,330					
Right-of-way		MOA01B89	\$1,141,713		\$1,542,771									
Construction			\$9,261,000						\$13,674,585					
PROJECT: Ryan Avenue to Lewis														
Design/Admin	MRLV 0198, 0240,	Design Started 88/89	\$1,395,000							\$1,272,972			\$927,341	
Right-of-way	0268, 0276	MOA01B89	\$0											
Construction			\$9,978,000										\$16,582,449	
SYSTEM: Mount Charleston														
	\$304,564	\$894,337	\$1,498,459	\$0	\$0	\$0	\$0	\$0	\$110,085	\$0	\$0	\$1,388,374	\$0	
PROJECT: Rainbow Canyon Boulevard Bridge														
Design/Admin	MTCH 0001		\$118,849						\$110,085				\$80,195	
Right-of-way			\$0											
Construction			\$775,488										\$1,308,179	
SYSTEM: Laughlin														
	\$33,124,938	\$58,328,851	\$15,535,122	\$154,448	\$0	\$0	\$1,877,553	\$998,279	\$0	\$0	\$12,504,843	\$0	\$0	
PROJECT: Bridge Canyon Detention Basin														
Design/Admin	LUHS 0415, 0416, 0417		\$1,110,088					\$998,279			\$1,090,846			
Right-of-way			\$0											
Construction			\$6,969,201								\$11,413,997			
PROJECT: Hiko Detention Basin Expansion														
Design/Admin	LUHS 0244		\$193,302	\$154,448			\$112,513							
Right-of-way			\$0											
Construction			\$1,212,966				\$1,765,040							
SYSTEM: Searchlight														
	\$1,411,509	\$3,224,834	\$2,390,627	\$56,825	\$736,504	\$0	\$111,512	\$0	\$1,485,787	\$0	\$0	\$0	\$0	
PROJECT: Searchlight - West - State Hwy 164														
Design/Admin	SRWE 0001, 0005 & 0023		\$94,709	\$56,825	\$39,020									
Right-of-way			\$0											
Construction			\$677,169		\$697,484									
PROJECT: Searchlight - West														
Design/Admin	SRWE 0049, 0068, 0091		\$127,721				\$111,512		\$78,866					
Right-of-way			\$0											
Construction			\$911,357						\$1,406,918					
SYSTEM: Bunkerville														
	\$10,212,354	\$2,958,606	\$1,581,566	\$1,581,566	\$0	\$0	\$0	\$0	\$0	\$0	\$0	\$0	\$0	
PROJECT: Jess Waite Wash Diversion Dike														
Design/Admin	JEWA 0166	Design Started 10/11	\$70,167	\$29,776										
Design/Admin		BUN01D11	\$0											
Construction			\$1,462,711	\$1,551,790										

EXHIBIT C

CITY OF BOULDER CITY
10-YEAR CONSTRUCTION PROGRAM
DRAFT

	Fac. ID Mile Range	Existing Value/ Comments	Project Cost Per MPU	Total Plan	FIRST FIVE YEARS 7/2019 THRU 6/2024					SECOND FIVE YEARS 7/2024 THRU 6/2029				
					(Year 1) FY 19/20	(Year 2) FY 20/21	(Year 3) FY 21/22	(Year 4) FY 22/23	(Year 5) FY 23/24	(Year 6) FY 24/25	(Year 7) FY 25/26	(Year 8) FY 26/27	(Year 9) FY 27/28	(Year 10) FY 28/29
TOTAL PLAN				\$899,655,079										
Unencumbered from previous year	(\$14,197,230)			\$883,732,442	\$70,196,925	\$29,719,498	\$27,167,327	\$13,445,505	\$74,393,172	\$62,716,118	\$53,099,505	\$48,869,754	\$25,329,041	\$15,922,637
ENTITY RESOURCES				\$13,968,413	\$3,354,268	\$675,993	\$731,566	\$789,256	\$2,343,423	\$801,104	\$867,767	\$936,623	\$2,500,569	\$967,846
Unencumbered from previous year	(\$713,479)				\$3,325,246	\$4,001,239	\$141,266	\$146,093	\$2,489,515	\$934,149	(\$3,105,668)	(\$2,169,045)	(\$92,811)	(\$252,796)
ENTITY TOTAL		\$1,143,190	\$4,557,420	\$14,221,209	\$29,022	\$0	\$4,591,538	\$784,429	\$0	\$2,356,470	\$4,907,584	\$0	\$424,335	\$1,127,830
HYDROGRAPHIC BASIN: Boulder City		\$1,143,190	\$4,557,420	\$14,221,209	\$29,022	\$0	\$4,591,538	\$784,429	\$0	\$2,356,470	\$4,907,584	\$0	\$424,335	\$1,127,830
SYSTEM: Georgia/Buchanan		\$611,890	\$960,430	\$9,252,171	\$0	\$0	\$239,613	\$499,011	\$0	\$2,356,470	\$4,907,584	\$0	\$121,663	\$1,127,830
PROJECT: Avenue 1 Storm Drain														
Design/Admin	GBGR 0189, 0204, 0216,		\$761,110					\$499,011		\$363,522				
Right-of-way	0218, 0302		\$0	\$5,406,595										
Construction			\$3,805,580							\$4,544,062				
PROJECT: Georgia Buchanan Confluence Facilities														
Design/Admin	GBGR 0003,		\$376,430			\$239,613			\$174,554					
Right-of-way	GBBC 0020		\$0	\$2,596,083										
Construction			\$1,882,140						\$2,181,916					
PROJECT: Georgia Avenue Facilities - Vaquero Drive Bridge														
Design/Admin	GBGR 0099		\$180,070	\$1,249,493									\$121,663	\$83,542
Right-of-way			\$0											
Construction			\$800,360											\$1,044,288
SYSTEM: Hemenway		\$42,180	\$3,496,000	\$4,351,925	\$0	\$0	\$4,351,925	\$0	\$0	\$0	\$0	\$0	\$0	\$0
PROJECT: Hemenway System, Phase IIB Improvements														
Design/Admin	HMWA 0005, 0105	Design Started 09/10	\$412,320					\$284,705						
Right-of-way	& HMLV 0004, 0006	BOU01C10	\$0	\$4,351,925										
Construction	HMWA 0200, 0201, 0202	Eng. Est	\$2,113,940				\$4,067,220							
SYSTEM: North Railroad		\$489,120	\$100,990	\$314,440	\$29,022	\$0	\$0	\$285,418	\$0	\$0	\$0	\$0	\$0	\$0
PROJECT: Wells Drive Levee Lining														
Design/Admin	NRIN 0088		\$48,370	\$314,440	\$29,022			\$21,142						
Right-of-way			\$0											
Construction			\$241,850					\$264,276						
SYSTEM: West Airport		\$0	\$0	\$302,672	\$0	\$0	\$0	\$0	\$0	\$0	\$0	\$0	\$302,672	\$0
PROJECT: West Airport Facilities														
Design/Admin	WAAP 0036, 0076,		\$398,220	\$302,672									\$302,672	
Right-of-way	0077		\$0											
Construction			\$1,991,110											

EXHIBIT C

CITY OF MESQUITE
10-YEAR CONSTRUCTION PROGRAM
DRAFT

Fac. ID Mile Range	Existing Value/ Comments	Project Cost Per MPU	Total Plan	FIRST FIVE YEARS 7/2019 THRU 6/2024					SECOND FIVE YEARS 7/2024 THRU 6/2029					
				(Year 1) FY 19/20	(Year 2) FY 20/21	(Year 3) FY 21/22	(Year 4) FY 22/23	(Year 5) FY 23/24	(Year 6) FY 24/25	(Year 7) FY 25/26	(Year 8) FY 26/27	(Year 9) FY 27/28	(Year 10) FY 28/29	
TOTAL PLAN														
Unencumbered from previous year	(\$14,197,230)		\$899,655,079	\$253,190,812	\$42,076,140	\$45,535,206	\$49,126,044	\$145,862,830	\$49,863,510	\$54,012,827	\$58,298,684	\$155,644,160	\$60,242,096	
		Cumulative Available Resources	\$883,732,442	\$70,196,925	\$29,719,498	\$27,167,327	\$13,445,505	\$74,393,172	\$62,716,118	\$53,099,505	\$48,869,754	\$25,329,041	\$15,922,637	
ENTITY RESOURCES														
Unencumbered from previous year	\$4,242,286		\$28,742,656	\$11,030,329	\$1,128,061	\$1,220,798	\$1,317,069	\$3,910,581	\$1,336,840	\$1,448,083	\$1,562,987	\$4,172,818	\$1,615,090	
		Cumulative Available Resources		\$6,037,449	\$7,095,016	\$7,713,784	\$430,853	\$3,213,523	(\$3,727,644)	(\$2,279,561)	(\$716,574)	\$3,456,244	\$5,071,334	
ENTITY TOTAL		\$70,955,608	\$57,741,074	\$23,671,322	\$4,992,880	\$70,494	\$602,030	\$8,600,000	\$1,127,911	\$8,278,007	\$0	\$0	\$0	\$0
HYDROGRAPHIC BASIN: Mesquite		\$70,955,608	\$57,741,074	\$23,671,322	\$4,992,880	\$70,494	\$602,030	\$8,600,000	\$1,127,911	\$8,278,007	\$0	\$0	\$0	\$0
SYSTEM: Town Wash		\$31,271,987	\$20,342,184	\$13,872,917	\$4,992,880	\$0	\$602,030	\$0	\$0	\$8,278,007	\$0	\$0	\$0	\$0
PROJECT: Town Wash - Mesa Boulevard, El Dorado to Town Wash														
Design/Admin	TWMB 0000	Design started 17/18	\$623,347		\$264,524									
Design/Admin	thru 0044,	MES01E17	\$454,532	\$4,992,880										
Construction	TOWA 0120		\$4,456,929		\$4,728,356									
PROJECT: Town Wash Mesa Boulevard, El Dorado to Chaparral														
Design/Admin	TWMB 0052, 0084,		\$891,493			\$602,030			\$438,570					
Right-of-way	0094		\$713,195	\$8,880,037										
Construction			\$6,374,180						\$7,839,437					
SYSTEM: Virgin River		\$0	\$20,376,880	\$9,798,405	\$0	\$70,494	\$0	\$8,600,000	\$1,127,911	\$0	\$0	\$0	\$0	\$0
PROJECT: Virgin River Flood Wall														
Design/Admin	VREC 0000	Design started 15/16	\$78,530					\$600,000						
Right-of-way		MES04A15	\$62,823	\$8,600,000										
Construction		Eng Cost Est	\$465,287					\$8,000,000						
PROJECT: Virgin River Erosion Protection, Phase I														
Design/Admin	VREC 0203, 0323,		\$107,520			\$70,494			\$51,354					
Right-of-way	0508, 0519		\$926,240	\$1,198,405										
Construction			\$901,600						\$1,076,558					

**EXHIBIT D
FISCAL YEAR 2019 - 2020
PROJECT LIST**

		Facility ID Mile Range	(Year 1) FY 19/20	(Year 2) FY 20/21	(Year 3) FY 21/22
CITY OF HENDERSON		TOTAL ELIGIBLE YEAR 1	\$10,406,748		
HYDROGRAPHIC BASIN: PITTMAN		ENTITY TOTAL	\$2,195,658	\$6,463,808	\$1,747,281
SYSTEM: Pittman Burns			\$2,195,658	\$6,463,808	\$1,747,281
PROJECT: Galleria to Sunset			\$1,463,860	\$0	\$0
	Construction	PTSU 0000, 0008, 0023, 0028, 0032	\$1,463,860		
SYSTEM: Lower Pittman			\$0	\$6,463,808	\$1,747,281
PROJECT: Whitney Ranch Channel Replacement Project				\$478,798	
	Design/Admin	WWDC 0001, 0016, 0031, 0034, 0053, 0056		\$478,798	
	Construction			\$5,985,011	
PROJECT: Whitney Ranch Channel Replacement Project, Phase II					\$129,430
	Design/Admin	WWDC 0070			\$129,430
	Construction				\$1,617,851
SYSTEM: Pittman Pabco			\$731,798	\$0	\$0
PROJECT: Boulder Highway Crossing at Water Street					
	Design/Admin	PTPA 0285, 0286	\$54,208		
	Construction		\$677,590		
CITY OF LAS VEGAS		TOTAL ELIGIBLE YEAR 1	\$90,992,484		
HYDROGRAPHIC BASIN: CENTRAL		ENTITY TOTAL	\$44,932,769	\$27,977,527	\$18,082,188
SYSTEM: LV Wash I-15 Tributary			\$44,035,229	\$115,613	\$0
PROJECT: Lake Mead - Carey - Lake Mead Detention Basin Outfall			\$12,474	\$115,613	\$0
	Design/Admin	LVL M 0221	\$12,474	\$8,565	
	Construction			\$107,048	
SYSTEM: Sahara Boulder Highway			\$44,022,755	\$0	\$0
PROJECT: Flamingo - Boulder Hwy North, Charleston - Boulder Hwy to Maryland Parkway and Maryland Pkwy System					
	Design/Admin	FLBN 0170, 0180, 0205, 0275, 0280 & FLMP 0000, 0013, 0042, 0068	\$1,152,876		
	Construction		\$42,869,879		
HYDROGRAPHIC BASIN: GOWAN			\$0	\$27,861,914	\$18,082,188
SYSTEM: Gowan North			\$0	\$27,861,914	\$18,082,188
PROJECT: Gowan Outfall - Alexander Rd., Decatur Blvd. to Simmons Street				\$2,063,844	
	Design/Admin	GOOF 0275, 0285, 0325, 0375		\$2,063,844	
	Construction			\$25,798,070	
PROJECT: Gowan Outfall - El Capitan Branch, Ann Road to Centennial					\$561,700
	Design/Admin	GOEC 0100, 0128, 0152, 0176			\$561,700
	Construction				\$7,021,227
PROJECT: Gowan - Alexander Rd., Rancho to Decatur					\$777,725
	Design/Admin	GOAL 0000, 0056			\$777,725
	Construction				\$9,721,536
HYDROGRAPHIC BASIN: UPPER NORTHERN LV WASH			\$897,540	\$0	\$0
SYSTEM: Upper Western Tributary			\$897,540	\$0	\$0
PROJECT: Brent Drainage System - Durango to El Capitan					
	Design/Admin	BRDB 0107, 0157	\$897,540		
CITY OF NORTH LAS VEGAS		TOTAL ELIGIBLE YEAR 1	\$63,803,693		
HYDROGRAPHIC BASIN: LOWER NORTHERN LV WASH		ENTITY TOTAL	\$39,542,403	\$10,002,021	\$14,259,269
SYSTEM: Cheyenne Lamb Nellis			\$698,289	\$0	\$0
PROJECT: Las Vegas Wash Cartier Channel			\$698,289	\$0	\$0
	Design/Admin	LVCC 0000, 0030, 0035	\$698,289		
HYDROGRAPHIC BASIN: RANGE			\$38,844,114	\$10,002,021	\$14,259,269
SYSTEM: Lower Range			\$789,320	\$0	\$14,259,269
PROJECT: Jim McGaughey (Formerly Owens) Detention Basin & Outfall					\$932,849
	Design/Admin	SLWA 0130 thru 0175 & SLOW 0000, 0005			\$932,849
	Right-of-way		\$769,320		
	Construction				\$13,326,420
SYSTEM: West Range			\$32,552,200	\$0	\$0
PROJECT: Vandenberg North Detention Basin, Collection & Outfall - Phase 2					
	Design/Admin	RWWE 0352, 0397, 0408, 0407, 0408, 0422, 0428, 0439, 0454	\$2,900,000		
	Construction		\$29,652,200		
SYSTEM: East Range			\$5,522,594	\$10,002,021	\$0
PROJECT: Range Wash - Ann Branch, Phase 2				\$674,889	
	Design/Admin	RWAN 0001, 0050		\$674,889	
	Construction			\$9,327,132	
PROJECT: Hollywood System, Centennial Pkwy to Speedway #2 Detention Basin					
	Design/Admin	RWHW 0300, 0355, 0369, 0410	\$409,084		
	Construction		\$5,113,510		

**EXHIBIT D
FISCAL YEAR 2019 - 2020
PROJECT LIST**

		Facility ID Mile Range	(Year 1) FY 19/20	(Year 2) FY 20/21	(Year 3) FY 21/22
CLARK COUNTY		TOTAL ELIGIBLE YEAR 1	\$112,657,365		
		ENTITY TOTAL	\$77,103,924	\$29,873,973	\$5,679,467
HYDROGRAPHIC BASIN: Tropicana/ Flamingo			\$28,820,000	\$23,296,712	\$0
SYSTEM: Lower Flamingo			\$28,150,000	\$4,370,922	\$0
PROJECT: Wagon Trail Channel - Sunset to Teco					
	Design/Admin	WGTR 0111		\$103,880	
	Construction			\$1,295,987	
PROJECT: Flamingo Wash, Maryland to Palos Verde					
	Design/Admin	FLWA 0621 & 0673		\$220,095	
	Construction			\$2,751,161	
PROJECT: Airport Channel - Naples Channel and Peaking Basin					
	Design/Admin	TRMC 0013, 0014, 0031, 0033	\$1,750,000		
	Construction		\$25,000,000		
PROJECT: Flamingo Wash - Industrial Rd. to Hotel Rio Dr.					
	Design/Admin	FLWA 0893 & 0896	\$100,000		
	Construction		\$1,300,000		
SYSTEM: Lower LV Wash Tributaries			\$670,000	\$18,925,790	\$0
PROJECT: Tropicana Avenue Conveyance - Las Vegas Wash to Boulder Hwy					
	Design/Admin	LV01 0001, 0038, 0080, 0118	\$670,000	\$725,790	
	Construction			\$18,200,000	
HYDROGRAPHIC BASIN: Duck Creek/ Blue Diamond			\$34,259,460	\$5,840,757	\$5,679,467
SYSTEM: Blue Diamond Tributaries			\$0	\$5,840,757	\$5,679,467
PROJECT: Blue Diamond Wash - Arville to I-15					
	Design/Admin	BDWA 0276		\$432,649	
	Construction			\$5,408,108	
PROJECT: Duck Cr. / Blue Diamond, Bermuda to Las Vegas Blvd.					
	Design/Admin	DCBD 0075, 0082 & 0084			\$420,702
	Construction				\$5,258,765
SYSTEM: Upper Duck Creek			\$28,000,130	\$0	\$0
PROJECT: Duck Creek Jones Boulevard					
	Design/Admin	DCJB 0000, 0043	\$539,176		
	Construction		\$1,684,918		
PROJECT: Silverado Ranch Detention Basin and Outfall Facilities					
	Design/Admin	BD02 0125 thru 0312, 0359 and 0385	\$1,144,892		
	Construction		\$21,131,344		
PROJECT: Blue Diamond Channel 02, Decatur - Le Baron to Richmar					
	Design/Admin	BD02 0334	\$500,000		
	Construction		\$3,000,000		
SYSTEM: Lower Duck Creek			\$2,195,544	\$0	\$0
PROJECT: Duck Creek, Sunset Park					
	Design/Admin	DCSP 0000, 0115	\$2,195,544		
SYSTEM: Central Duck Creek			\$4,063,786	\$0	\$0
PROJECT: Duck Creek Wash, Torrey Pines to Rainbow					
	Construction	DCWA 1827	\$600,000		
PROJECT: Duck Creek Haven Street					
	Design/Admin	DCHV 0026, 0050, 0057	\$258,576		
	Construction		\$3,207,210		
HYDROGRAPHIC BASIN: Outlying Areas			\$14,024,465	\$736,504	\$0
SYSTEM: Goodsprings			\$993,948	\$0	\$0
PROJECT: Goodsprings - Phase I					
	Design/Admin	GSEA 0000, GSPA 0027 & 0026, GSRV 0019	\$48,715		
	Right-of-way		\$74,454		
	Construction		\$870,779		
SYSTEM: Muddy River & Tributaries			\$11,237,678	\$0	\$0
PROJECT: Fairgrounds - Detention Basin (Whipple Street)					
	Design/Admin	FGWS 0000, 0075, 0105, 0128, 0164, 0165, 0166	\$609,852		
	Construction		\$10,627,826		
SYSTEM: Laughlin			\$154,448	\$0	\$0
PROJECT: Hiko Detention Basin Expansion					
	Design/Admin	LUHS 0244	\$154,448		
SYSTEM: Searchlight			\$56,825	\$736,504	\$0
PROJECT: Searchlight - West - State Hwy 164					
	Design/Admin	SRWE 0001, 0005 & 0023	\$56,825	\$39,020	
	Construction			\$697,484	
SYSTEM: Bunkerville			\$1,581,566	\$0	\$0
PROJECT: Jess Waite Wash Diversion Dike					
	Design/Admin	JEWA 0166	\$29,776		
	Construction		\$1,551,790		
BOULDER CITY		TOTAL ELIGIBLE YEAR 1	\$4,380,947		
		ENTITY TOTAL	\$29,022	\$0	\$4,351,925
HYDROGRAPHIC BASIN: Boulder City			\$29,022	\$0	\$4,351,925
SYSTEM: Hemenway			\$0	\$0	\$4,351,925
PROJECT: Hemenway System, Phase IIB Improvements					
	Design/Admin	HMWA 0005, 0105, HMLV 0004, 0006, HMWA 0200, 0201, 0202			\$284,705
	Construction				\$4,067,220
SYSTEM: North Railroad			\$29,022	\$0	\$0
PROJECT: Wells Drive Levee Lining					
	Design/Admin	NRIN 0088	\$29,022		
CITY OF MESQUITE		TOTAL ELIGIBLE YEAR 1	\$4,992,880		
		ENTITY TOTAL	\$4,992,880	\$0	\$0
HYDROGRAPHIC BASIN: Mesquite			\$4,992,880	\$0	\$0
SYSTEM: Town Wash			\$4,992,880	\$0	\$0
PROJECT: Town Wash - Mesa Boulevard, El Dorado to Town Wash					
	Design/Admin	TWMB 0000 thru 0044, TOWA 0120	\$264,524		
	Construction		\$4,728,356		

**CLARK COUNTY
REGIONAL FLOOD CONTROL DISTRICT**

AGENDA ITEM

<p>SUBJECT:</p> <p>2018/2019 MAINTENANCE WORK PROGRAM</p>
<p>PETITIONER:</p> <p>DALE DAFFERN, P.E. DIRECTOR OF PUBLIC WORKS CITY OF NORTH LAS VEGAS</p>
<p>RECOMMENDATIONS OF PETITIONER:</p> <p>THAT THE REGIONAL FLOOD CONTROL DISTRICT APPROVE THE FIRST SUPPLEMENTAL TO THE INTERLOCAL CONTRACT FOR THE 2018/2019 MAINTENANCE WORK PROGRAM (FOR POSSIBLE ACTION)</p>

FISCAL IMPACT:

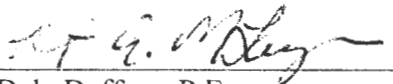
Current Funding	Increase/Decrease	Proposed Funding
\$1,717,500	\$100,000	\$1,817,500

BACKGROUND:

On June 14, 2018 the Clark County Regional Flood Control District entered into an interlocal contract with the City of North Las Vegas to maintain Regional Flood Control Facilities within the City of North Las Vegas. This First Supplemental Interlocal Contract will provide additional funding for the City of North Las Vegas' FY 2018-19 Annual Maintenance Work Program.

The additional funding is needed to support the materials and equipment rentals necessary to maintain Regional Flood Control Facilities in North Las Vegas to keep them in good operating condition.

Respectfully submitted,

Per 
 Dale Daffern, P.E.
 Director of Public Works

TAC AGENDA ITEM # 12 Date: 05/30/19	RFCD AGENDA ITEM # Date: 06/13/19
CAC AGENDA ITEM # 12 Date: 06/03/19	

Regional Flood Control District
AGENDA ITEM DEVELOPMENT

Staff Discussion:

Date: 05/20/19

**FISCAL YEAR 2018-2019 MAINTENANCE WORK PROGRAM – CITY OF NORTH LAS VEGAS
FIRST SUPPLEMENTAL INTERLOCAL CONTRACT**

The City of North Las Vegas has submitted a request to approve a first supplemental interlocal contract for the FY 2018-19 Maintenance Work Program to increase funding in the amount of \$100,000.

On June 14, 2018, the Regional Flood Control District entered into an interlocal contract with the City of North Las Vegas to maintain Regional Flood Control Facilities within the City of North Las Vegas.

Additional funding is needed to support the materials and equipment rentals necessary to maintain Regional Flood Control Facilities in North Las Vegas to keep them in good operating condition.

District funding will be as follows:

	Current Funding	Increase/Decrease	Proposed Funding
FY 2018-19 MWP City of North Las Vegas	\$1,717,500	\$100,000	\$1,817,500

The District Attorney has reviewed the contract.

Staff Recommendation:

Approve.

Discussion by Technical Advisory Committee:

AGENDA
#12 Date: 05/30/19

Recommendation:

Discussion by Citizens Advisory Committee:

AGENDA
12# Date: 06/03/19

Recommendation:

**FIRST SUPPLEMENTAL INTERLOCAL CONTRACT
ANNUAL MAINTENANCE WORK PROGRAM**

THIS FIRST SUPPLEMENTAL INTERLOCAL CONTRACT, made and entered into this 13th day of June, 2019 by and between the City of North Las Vegas, a political subdivision of the State of Nevada, hereinafter referred to as City of North Las Vegas, and the CLARK COUNTY REGIONAL FLOOD CONTROL DISTRICT, hereinafter referred to as “DISTRICT”.

WITNESSETH:

WHEREAS, pursuant to Chapter 543 of the Nevada Revised Statutes, the DISTRICT may approve and fund projects to maintain flood control improvements; and

WHEREAS, pursuant to NRS 277.180 any one or more public agencies may contract with one or more other public agencies to perform any governmental service, activity or undertaking which any of the public agencies is authorized by law to perform; and

WHEREAS, the City of North Las Vegas desires to maintain flood control improvements within the City of North Las Vegas in accordance with the maintenance program set forth herein, and hereinafter referred to as “Project”; and

WHEREAS, the CITY desires to increase maintenance Funding for the FY 2018-19 Maintenance Work Program; and

WHEREAS, an Interlocal Contract was approved between the CITY and the DISTRICT on June 14, 2018 to provide maintenance funding; and

WHEREAS, the facilities upon which maintenance will be performed are facilities described in the DISTRICT’S Master Plan.

NOW, THEREFORE, in consideration of the covenants, conditions, agreements, and promises of the parties hereto, the DISTRICT authorizes the Project as it is mutually understood and agreed as follows:

SECTION II - PROJECT COSTS, paragraph 1 shall be changed to read as follows:

The DISTRICT agrees to make payment for Project costs within the limits specified below:

1. The Project costs shall not exceed \$1,817,500.

The amounts allocated to each individual facility within the Project must be specified in Exhibit "A". Any changes to said allocated amounts must be approved by the DISTRICT'S Chief Engineer in accordance with Section 4.24 of the DISTRICT *Operations and Maintenance Manual*.

A written request must be made to the DISTRICT and a Supplemental Interlocal Contract approved to increase the amount noted above prior to payment of any additional funds.

All other sections of the original interlocal contract dated June 14, 2018 shall remain unchanged.

///

///

///

///

///

///

///

///

///

///

///

///

///

///

///

///

///

///

///

///

IN WITNESS WHEREOF, the parties have caused this First Supplemental Interlocal Contract to be executed the day and year first above written.

Date of District Action: REGIONAL FLOOD CONTROL DISTRICT

BY: _____
LAWRENCE L. BROWN, III, Chair

ATTEST:

Deanne Hughes
Secretary to the Board

Approved as to Form:

BY: _____
Christopher Figgins
Chief Deputy District Attorney

Date of Council Action: City of North Las Vegas

BY: _____
John J. Lee, Mayor


ATTEST:

Catherine A. Raynor, MMC
City Clerk

**Regional Flood Control District
Maintenance Work Plan Summary
Amended Annual Budget FY 2018-2019**

Master Plan Facility ID	MWP Facility Number	Facility Description	Cost
LVNC 0001-0164	NLV01	Las Vegas Wash - "N" Channel	\$ 20,575.00
LVMD 1648-1877	NLV02	Las Vegas Wash - Middle	\$ 99,665.38
LVKC 0000-0097	NLV03	Las Vegas Wash - King Charles Channel	\$ 20,321.00
RWWE 0055-0350, RWRR 0000-0092, RWWA 0000-0104, RWLA 0000-0047, RWCC 0000, RWWE 0363	NLV04	Vandenberg Detention Basin	\$ 72,374.73
LVUP 0388-0405, EKEA0000.0013	NLV05	North Las Vegas Detention Basin	\$ 9,985.65
LVUP 0908-1077	NLV06	Upper Las Vegas Wash Detention Basin & Moccasin Levee	\$ 287,842.42
LVLN 0000-0270, LVCS0000-0015	NLV07	Carey/Lake Mead Detention Basin	\$ 399,779.58
GOOF 0000-0224, GOCR 0000-0080, GOLO 0000-0100	NLV08	Gowan Outfall Channel	\$ 14,194.01
LVUP 0446-0493	NLV10	Upper Las Vegas Wash	\$ 10,000.00
LV03 0000-0131, LVSM 0000-0109	NLV11	Clayton Street Channel	\$ 19,571.00
LVMD 1905-2055	NLV12	Lower Las Vegas Detention Basin	\$ 374,116.06
LVMD 2060-2322, ANWE 0000-0122, CNWE 0000, GTEA0000-0139, AVHR0050	NLV13	Western Trib - Ranch House Rd to Lower LV DB	\$ 47,871.00
LV06 0000-0147, LV05 0000-0131, LVBR 0000-0014, LVCL 0000	NLV14	Tributary to the Western Trib @ Craig Road	\$ 25,687.22
LVSR 0000-0295, LAAS 0000-0103, LAAT 0000-0204, LANO 0000	NLV15	Las Vegas Wash - Smoke Ranch	\$ 11,748.45
LVUP 0000-0382, LVLO 0000-0025, TREA 0000-0134, CNEA 0000-0176, ANEA 0000-0040, LV5C 0000-0063	NLV16	Upper Las Vegas Wash Channel	\$ 37,066.13
LVRW 0000-0293	NLV17	Range Wash - Las Vegas Wash Diversion & Levee	\$ 314,799.62
LVMD 1594-1647	NLV18	Cheyenne Peaking Basin	\$ 51,902.75
		Total:	\$ 1,817,500.00

John Runiks
Project Manager



**REGIONAL FLOOD CONTROL DISTRICT
MAINTENANCE WORK PROGRAM
AMENDED ANNUAL BUDGET FY 2018-2019**

MWP Facility #: NLV01
 Facility Name: Las Vegas Wash - "N" Channel
 MP Facility ID: LVNC 0001-0164

Entity: City of North Las Vegas
 Date Prepared: 05/13/19

Force Account/ Contract	Activity	Requested Work Plan Amount (\$)	Reallocation Amount (\$)	Amended Work Plan Amount (\$)	Expended to Date (\$)	Balance Remaining (\$)	Percent Complete	Scheduled Completion Date
	3 Facility Assessment and Inventory	\$ 500.00		\$ 500.00	130.12	369.88	26%	
	5 Inspect Channels	\$ 500.00		\$ 500.00	89.20	410.80	18%	
	6 Inspect Levees/Detention Basin & Debris Basins	\$ -		\$ -	0.00	0.00		
	8 Species Survey and Removal	\$ -		\$ -	0.00	0.00		
	10 Clean and Reshape Channel/Levees	\$ 23,500.00	(21,556.66)	\$ 1,943.34	0.00	1,943.34	0%	
	15 Repair Lined Channel	\$ -		\$ -	0.00	0.00		
	20 Erosion Control and Repair	\$ -		\$ -	0.00	0.00		
	21 Provide/Maintain Dust Control	\$ 2,000.00	(2,000.00)	\$ -	0.00	0.00		
	25 Clean Detention/Debris Basin	\$ -		\$ -	0.00	0.00		
	35 Fence Repair	\$ 2,000.00	(2,000.00)	\$ -	0.00	0.00		
	40 Vegetation Control - Chemical	\$ 2,000.00	(2,000.00)	\$ -	0.00	0.00		
	45 Vegetation Control - Mechanical	\$ -		\$ -	0.00	0.00		
	50 Maintain Access Road	\$ 7,500.00	(7,000.00)	\$ 500.00	0.00	500.00	0%	
	55 Clean & Inspect Inlet/Outlet Structures	\$ -		\$ -	0.00	0.00		
	60 Repair Inlet/Outlet Structures	\$ -		\$ -	0.00	0.00		
	65 Clean Storm Sewer Lines	\$ 14,075.00	56.66	\$ 14,131.66	14,131.66	0.00	100%	
	70 Storm Sewer Repair	\$ -		\$ -	0.00	0.00		
	75 Clean/Flush Culverts & Bridges	\$ 1,500.00	(1,000.00)	\$ 500.00	0.00	500.00	0%	
	80 Miscellaneous Work Activities	\$ 24,000.00	(21,500.00)	\$ 2,500.00	1,700.59	799.41	68%	
	90 Homeless Encampment Cleanup	\$ -		\$ -	0.00	0.00		
	TOTALS	\$ 77,575.00	(57,000.00)	\$ 20,575.00	\$ 16,051.57	4,523.43		06/30/19

Delays or problem areas: Removed many encampments.

Work completed during prior fiscal year: Cleaned the vegetation and reshaped channel, cleaned the outlet structures and provided maintenance of access roads.

Work to be completed during current fiscal year: Clean upper access roadway removing vegetation with mechanical equipment, clean outlet structures. Remove other vegetation and graffiti throughout. Fencing needs will be repaired.

Consultant/
 Contractor:
 Project
 Manager: John Runiks

633-1267

**REGIONAL FLOOD CONTROL DISTRICT
MAINTENANCE WORK PROGRAM
AMENDED ANNUAL BUDGET FY 2018-2019**

MWP Facility #: NLV02
 Facility Name: Las Vegas Wash - Middle
 MP Facility ID: LVMD 1648-1877

Entity: City of North Las Vegas
 Date Prepared: 05/13/19

Force Account/ Contract	Activity	Requested Work Plan Amount (\$)	Reallocation Amount (\$)	Amended Work Plan Amount (\$)	Expended to Date (\$)	Balance Remaining (\$)	Percent Complete	Scheduled Completion Date
	3 Facility Assessment and Inventory	\$ 500.00		\$ 500.00	130.12	369.88	26%	
	5 Inspect Channels	\$ 2,000.00	8,658.80	\$ 10,658.80	10,658.80	0.00	100%	
	6 Inspect Levees/Detention Basin & Debris Basins	\$ -		\$ -	0.00	0.00		
	8 Species Survey and Removal	\$ -		\$ -	0.00	0.00		
	10 Clean and Reshape Channel/Levees	\$ 23,500.00	11,367.02	\$ 34,867.02	34,867.02	0.00	100%	
	15 Repair Lined Channel	\$ -		\$ -	0.00	0.00		
	20 Erosion Control and Repair	\$ 3,500.00	(3,000.00)	\$ 500.00	0.00	500.00	0%	
	21 Provide/Maintain Dust Control	\$ 2,000.00	(1,500.00)	\$ 500.00	0.00	500.00	0%	
	25 Clean Detention/Debris Basin	\$ -	5,540.52	\$ 5,540.52	5,540.52	0.00	100%	
	35 Fence Repair	\$ 19,000.00	(7,829.02)	\$ 11,170.98	11,170.98	0.00	100%	
	40 Vegetation Control - Chemical	\$ 9,000.00	(8,758.84)	\$ 241.16	0.00	241.16	0%	
	45 Vegetation Control - Mechanical	\$ 15,000.00	(12,500.00)	\$ 2,500.00	0.00	2,500.00	0%	
	50 Maintain Access Road	\$ 17,500.00	(15,148.57)	\$ 2,351.43	0.00	2,351.43	0%	
	55 Clean & Inspect Inlet/Outlet Structures	\$ 5,000.00	(3,000.00)	\$ 2,000.00	0.00	2,000.00	0%	
	60 Repair Inlet/Outlet Structures	\$ -		\$ -	0.00	0.00		
	65 Clean Storm Sewer Lines	\$ 14,071.00	(5,093.89)	\$ 8,977.11	8,977.11	0.00	100%	
	70 Storm Sewer Repair	\$ -		\$ -	0.00	0.00		
	75 Clean/Flush Culverts & Bridges	\$ 5,000.00	(3,000.00)	\$ 2,000.00	0.00	2,000.00	0%	
	80 Miscellaneous Work Activities	\$ 36,500.00	(18,641.64)	\$ 17,858.36	13,701.16	4,157.20	77%	
	90 Homeless Encampment Cleanup	\$ -		\$ -	0.00	0.00		
	TOTALS	\$ 152,571.00	(52,905.62)	\$ 99,665.38	85,045.71	14,619.67		06/30/19

Delays or problem areas: Removed many encampments.

Work completed during prior fiscal year: Staff has completed major vegetation removal and maintenance of the access roads and cleaned the trash within the channel. Major fence repairs were required.

Work to be completed during current fiscal year: Staff will clean all of the channels within and provide maintenance of all access roads. Repair fences, concrete, and erosion as needed, and remove vegetation, debris and graffiti throughout.

Consultant/
 Contractor:
 Project
 Manager: John Runiks

633-1267

**REGIONAL FLOOD CONTROL DISTRICT
MAINTENANCE WORK PROGRAM
AMENDED ANNUAL BUDGET FY 2018-2019**

MWP Facility #: NLV03
 Facility Name: Las Vegas Wash - King Charles Channel
 MP Facility ID: LVKC 0000-0097

Entity: City of North Las Vegas
 Date Prepared: 05/13/19

Force Account/ Contract	Activity	Requested Work Plan Amount (\$)	Reallocation Amount (\$)	Amended Work Plan Amount (\$)	Expended to Date (\$)	Balance Remaining (\$)	Percent Complete	Scheduled Completion Date
	3 Facility Assessment and Inventory	\$ 500.00		\$ 500.00	130.12	369.88	26%	
	5 Inspect Channels	\$ 500.00		\$ 500.00	89.20	410.80	18%	
	6 Inspect Levees/Detention Basin & Debris Basins	\$ -		\$ -	0.00	0.00		
	8 Species Survey and Removal	\$ -		\$ -	0.00	0.00		
	10 Clean and Reshape Channel/Levees	\$ 4,000.00	(3,500.00)	\$ 500.00	0.00	500.00	0%	
	15 Repair Lined Channel	\$ -		\$ -	0.00	0.00		
	20 Erosion Control and Repair	\$ 3,500.00	(3,000.00)	\$ 500.00	0.00	500.00	0%	
	21 Provide/Maintain Dust Control	\$ -		\$ -	0.00	0.00		
	25 Clean Detention/Debris Basin	\$ -		\$ -	0.00	0.00		
	35 Fence Repair	\$ 2,000.00	78.86	\$ 2,078.86	2,078.86	0.00	100%	
	40 Vegetation Control - Chemical	\$ 3,000.00	(1,828.86)	\$ 1,171.14	0.00	1,171.14	0%	
	45 Vegetation Control - Mechanical	\$ -		\$ -	0.00	0.00		
	50 Maintain Access Road	\$ 1,000.00	(500.00)	\$ 500.00	0.00	500.00	0%	
	55 Clean & Inspect Inlet/Outlet Structures	\$ -		\$ -	0.00	0.00		
	60 Repair Inlet/Outlet Structures	\$ -		\$ -	0.00	0.00		
	65 Clean Storm Sewer Lines	\$ 14,071.00	(12,000.00)	\$ 2,071.00	0.00	2,071.00	0%	
	70 Storm Sewer Repair	\$ -		\$ -	0.00	0.00		
	75 Clean/Flush Culverts & Bridges	\$ 2,000.00	(1,500.00)	\$ 500.00	0.00	500.00	0%	
	80 Miscellaneous Work Activities	\$ 26,500.00	(14,500.00)	\$ 12,000.00	9,090.05	2,909.95	76%	
	90 Homeless Encampment Cleanup	\$ -		\$ -	0.00	0.00		
	TOTALS	57,071.00	(36,750.00)	\$ 20,321.00	\$ 11,388.23	8,932.77		06/30/19

Delays or problem areas: Removed many encampments.

Work completed during prior fiscal year: General maintenance was completed.

Work to be completed during current fiscal year: Clean vegetation, graffiti and debris from the channel, repair fencing as needed, and clean inlets and outlets.

Consultant/
 Contractor:
 Project
 Manager: John Runiks

633-1267

**REGIONAL FLOOD CONTROL DISTRICT
MAINTENANCE WORK PROGRAM
AMENDED ANNUAL BUDGET FY 2018-2019**

MWP Facility #: NLV04
 Facility Name: Vandenberg Detention Basin
 MP Facility ID: RWWWE 0055-0350, RWWWE 0363, RWRR 0000-0092,
 RWWA 0000-0104, RWLA 0000-0047, RWCC 0000

Entity: City of North Las Vegas
 Date Prepared: 05/13/19

Force Account/ Contract	Activity	Requested Work Plan Amount (\$)	Reallocation Amount (\$)	Amended Work Plan Amount (\$)	Expended to Date (\$)	Balance Remaining (\$)	Percent Complete	Scheduled Completion Date
	3 Facility Assessment and Inventory	\$ 500.00		\$ 500.00	130.12	369.88	26%	
	5 Inspect Channels	\$ 500.00		\$ 500.00	0.00	500.00	0%	
	6 Inspect Levees/Detention Basin & Debris Basins	\$ 1,500.00	(1,000.00)	\$ 500.00	89.20	410.80	18%	
	8 Species Survey and Removal	\$ -		\$ -	0.00	0.00		
	10 Clean and Reshape Channel/Levees	\$ 4,000.00	(3,351.53)	\$ 648.47	0.00	648.47	0%	
	15 Repair Lined Channel	\$ 73,500.00	(73,500.00)	\$ -	0.00	0.00		
	20 Erosion Control and Repair	\$ 13,000.00	37,998.89	\$ 50,998.89	50,998.89	0.00	100%	
	21 Provide/Maintain Dust Control	\$ 10,000.00	(9,500.00)	\$ 500.00	0.00	500.00	0%	
	25 Clean Detention/Debris Basin	\$ 8,000.00	(7,500.00)	\$ 500.00	0.00	500.00	0%	
	35 Fence Repair	\$ 13,000.00	(3,873.01)	\$ 9,126.99	9,126.99	0.00	100%	
	40 Vegetation Control - Chemical	\$ 5,000.00	(4,000.00)	\$ 1,000.00	757.26	242.74	76%	
	45 Vegetation Control - Mechanical	\$ 1,000.00	(750.00)	\$ 250.00	0.00	250.00	0%	
	50 Maintain Access Road	\$ 1,500.00	(1,250.00)	\$ 250.00	0.00	250.00	0%	
	55 Clean & Inspect Inlet/Outlet Structures	\$ -		\$ -	0.00	0.00		
	60 Repair Inlet/Outlet Structures	\$ -		\$ -	0.00	0.00		
	65 Clean Storm Sewer Lines	\$ 14,071.00	(12,000.00)	\$ 2,071.00	1,318.00	753.00	64%	
	70 Storm Sewer Repair	\$ -		\$ -	0.00	0.00		
	75 Clean/Flush Culverts & Bridges	\$ 3,500.00	(3,000.00)	\$ 500.00	0.00	500.00	0%	
	80 Miscellaneous Work Activities	\$ 23,000.00	(17,970.62)	\$ 5,029.38	3,256.34	1,773.04	65%	
	90 Homeless Encampment Cleanup	\$ -		\$ -	0.00	0.00		
	TOTALS	\$ 172,071.00	(99,696.27)	\$ 72,374.73	\$ 65,676.80	6,697.93		06/30/19

Delays or problem areas: Removed many encampments.

Work completed during prior fiscal year: Staff provided erosion control, dust control, fence repairs and vegetation removal along embankment slopes and access roads. Staff cleaned, inspected and maintained channels, inlet and outlet structures, and removed debris and graffiti as needed.

Work to be completed during current fiscal year: Staff will provide erosion control, dust control, fence repairs and vegetation removal along embankment slopes and access roads. Staff will clean, inspect and maintain channels, inlet and outlet structures, and remove debris and graffiti as needed. All the concrete work on the Vandenberg Channel between Lone Mountain & Craig Road will be removed and replaced as it's severely in need of replacement.

Consultant/
 Contractor: _____
 Project
 Manager: John Runiks

633-1267

**REGIONAL FLOOD CONTROL DISTRICT
MAINTENANCE WORK PROGRAM
AMENDED ANNUAL BUDGET FY 2018-2019**

MWP Facility #: NLV05
 Facility Name: North Las Vegas Detention Basin
 MP Facility ID: LVUP 0388-0405, EKEA0000,0013

Entity: City of North Las Vegas
 Date Prepared: 05/13/19

Force Account/ Contract	Activity	Requested Work Plan Amount (\$)	Reallocation Amount (\$)	Amended Work Plan Amount (\$)	Expended to Date (\$)	Balance Remaining (\$)	Percent Complete	Scheduled Completion Date
	3 Facility Assessment and Inventory	\$ 500.00		\$ 500.00	130.12	369.88	26%	
	5 Inspect Channels	\$ 500.00		\$ 500.00	0.00	500.00	0%	
	6 Inspect Levees/Detention Basin & Debris Basins	\$ 4,500.00	(4,000.00)	\$ 500.00	178.40	321.60	36%	
	8 Species Survey and Removal	\$ -		\$ -	0.00	0.00		
	10 Clean and Reshape Channel/Levees	\$ -		\$ -	0.00	0.00		
	15 Repair Lined Channel	\$ -		\$ -	0.00	0.00		
	20 Erosion Control and Repair	\$ -		\$ -	0.00	0.00		
	21 Provide/Maintain Dust Control	\$ 20,000.00	(19,446.41)	\$ 553.59	0.00	553.59	0%	
	25 Clean Detention/Debris Basin	\$ 80,000.00	(79,500.00)	\$ 500.00	0.00	500.00	0%	
	35 Fence Repair	\$ 2,000.00	(1,500.00)	\$ 500.00	0.00	500.00	0%	
	40 Vegetation Control - Chemical	\$ -		\$ -	0.00	0.00		
	45 Vegetation Control - Mechanical	\$ 43,000.00	(42,517.14)	\$ 482.86	0.00	482.86	0%	
	50 Maintain Access Road	\$ 2,000.00	(1,500.00)	\$ 500.00	0.00	500.00	0%	
	55 Clean & Inspect Inlet/Outlet Structures	\$ 3,500.00	(3,000.00)	\$ 500.00	0.00	500.00	0%	
	60 Repair Inlet/Outlet Structures	\$ -		\$ -	0.00	0.00		
	65 Clean Storm Sewer Lines	\$ -		\$ -	0.00	0.00		
	70 Storm Sewer Repair	\$ -		\$ -	0.00	0.00		
	75 Clean/Flush Culverts & Bridges	\$ -		\$ -	0.00	0.00		
	80 Miscellaneous Work Activities	\$ 21,500.00	(16,050.80)	\$ 5,449.20	3,251.74	2,197.46	60%	
	90 Homeless Encampment Cleanup	\$ -		\$ -	0.00	0.00		
	TOTALS	\$ 177,500.00	(167,514.35)	\$ 9,985.65	\$ 3,560.26	6,425.39		06/30/19

Delays or problem areas:

Work completed during prior fiscal year: Staff provided erosion control, dust control as needed, fence repairs as needed, provided vegetation removal, cleaned inlets and outlets and maintained access roads.

Work to be completed during current fiscal year: Staff will provide erosion control, maintain dust control, maintain access roads, clean outlets and inlets, remove vegetation and graffiti, and provide fence repairs.

Consultant/
 Contractor: _____
 Project
 Manager: John Runiks

633-1267

**REGIONAL FLOOD CONTROL DISTRICT
MAINTENANCE WORK PROGRAM
AMENDED ANNUAL BUDGET FY 2018-2019**

MWP Facility #: NLV06
 Facility Name: Upper Las Vegas Wash Detention Basin and Moccasin Levee
 MP Facility ID: LVUP 0908-1077

Entity: City of North Las Vegas
 Date Prepared: 05/13/19

Force Account/ Contract	Activity	Requested Work Plan Amount (\$)	Reallocation Amount (\$)	Amended Work Plan Amount (\$)	Expended to Date (\$)	Balance Remaining (\$)	Percent Complete	Scheduled Completion Date
	3 Facility Assessment and Inventory	\$ 500.00		\$ 500.00	130.11	369.89	26%	
	5 Inspect Channels	\$ 500.00		\$ 500.00	0.00	500.00	0%	
	6 Inspect Levees/Detention Basin & Debris Basins	\$ 5,500.00	(5,143.20)	\$ 356.80	356.80	0.00	100%	
	8 Species Survey and Removal	\$ 3,000.00	(2,750.00)	\$ 250.00	0.00	250.00	0%	
	10 Clean and Reshape Channel/Levees	\$ 8,000.00	(7,370.01)	\$ 629.99	0.00	629.99	0%	
	15 Repair Lined Channel	\$ -		\$ -	0.00	0.00		
	20 Erosion Control and Repair	\$ 40,000.00	81,787.10	\$ 121,787.10	121,787.10	0.00	100%	
	21 Provide/Maintain Dust Control	\$ 20,000.00	(19,245.04)	\$ 754.96	0.00	754.96	0%	
	25 Clean Detention/Debris Basin	\$ 40,000.00	109,326.92	\$ 149,326.92	149,326.92	0.00	100%	
	35 Fence Repair	\$ 3,500.00	(3,500.00)	\$ -	0.00	0.00		
	40 Vegetation Control - Chemical	\$ 3,000.00	(2,500.00)	\$ 500.00	0.00	500.00	0%	
	45 Vegetation Control - Mechanical	\$ 5,500.00	(5,000.00)	\$ 500.00	0.00	500.00	0%	
	50 Maintain Access Road	\$ 1,500.00	(1,250.00)	\$ 250.00	0.00	250.00	0%	
	55 Clean & Inspect Inlet/Outlet Structures	\$ -		\$ -	0.00	0.00		
	60 Repair Inlet/Outlet Structures	\$ -		\$ -	0.00	0.00		
	65 Clean Storm Sewer Lines	\$ -		\$ -	0.00	0.00		
	70 Storm Sewer Repair	\$ -		\$ -	0.00	0.00		
	75 Clean/Flush Culverts & Bridges	\$ -		\$ -	0.00	0.00		
	80 Miscellaneous Work Activities	\$ 20,500.00	(8,013.35)	\$ 12,486.65	11,736.78	749.87	94%	
	90 Homeless Encampment Cleanup	\$ -		\$ -	0.00	0.00		
	TOTALS	\$ 151,500.00	136,342.42	\$ 287,842.42	\$ 283,337.71	4,504.71		06/30/19

Delays or problem areas: Worked with Las Vegas to remove debris being dumped.

Work completed during prior fiscal year: Staff provided erosion control, dust control as needed, fence repairs, vegetation removal, cleaned inlet and outlet structures, maintained access roads and provided scheduled maintenance on the levee.

Work to be completed during current fiscal year: Specific items needing attention include erosion on north side of levee, bottom of DB, and along Decatur; silt build-up inside DB and grading of inside basin access road; and vandalism in outlet structure. Conditions have worsened since Fall 2017 inspection. Staff will provide erosion and dust control, remove vegetation, provide fence repairs, clean outlets and inlets, maintain access roads and inspect/monitor levee.

Consultant/
 Contractor: _____
 Project
 Manager: John Runiks

633-1267

**REGIONAL FLOOD CONTROL DISTRICT
MAINTENANCE WORK PROGRAM
AMENDED ANNUAL BUDGET FY 2018-2019**

MWP Facility #: NLV07
 Facility Name: Carey/Lake Mead Detention Basin
 MP Facility ID: LVLM 0000-0270, LVCS0000-0015

Entity: City of North Las Vegas
 Date Prepared: 05/13/19

Force Account/ Contract	Activity	Requested Work Plan Amount (\$)	Reallocation Amount (\$)	Amended Work Plan Amount (\$)	Expended to Date (\$)	Balance Remaining (\$)	Percent Complete	Scheduled Completion Date
	3 Facility Assessment and Inventory	\$ 500.00		\$ 500.00	130.10	369.90	26%	
	5 Inspect Channels	\$ -		\$ -	0.00	0.00		
	6 Inspect Levees/Detention Basin & Debris Basins	\$ 1,800.00	(500.00)	\$ 1,300.00	89.20	1,210.80	7%	
	8 Species Survey and Removal	\$ 1,500.00	(500.00)	\$ 1,000.00	0.00	1,000.00	0%	
	10 Clean and Reshape Channel/Levees	\$ -		\$ -	0.00	0.00		
	15 Repair Lined Channel	\$ -		\$ -	0.00	0.00		
	20 Erosion Control and Repair	\$ 15,000.00	(8,933.17)	\$ 6,066.83	3,118.95	2,947.88	51%	
	21 Provide/Maintain Dust Control	\$ 10,000.00	(7,000.00)	\$ 3,000.00	0.00	3,000.00	0%	
	25 Clean Detention/Debris Basin	\$ 37,000.00	295,708.58	\$ 332,708.58	307,708.58	25,000.00	92%	
	35 Fence Repair	\$ 6,500.00	(1,000.00)	\$ 5,500.00	2,469.24	3,030.76	45%	
	40 Vegetation Control - Chemical	\$ 5,000.00	(2,500.00)	\$ 2,500.00	0.00	2,500.00	0%	
	45 Vegetation Control - Mechanical	\$ 10,000.00	(2,500.00)	\$ 7,500.00	4,755.24	2,744.76	63%	
	50 Maintain Access Road	\$ -		\$ -	0.00	0.00		
	55 Clean & Inspect Inlet/Outlet Structures	\$ 5,000.00	(2,500.00)	\$ 2,500.00	0.00	2,500.00	0%	
	60 Repair Inlet/Outlet Structures	\$ -		\$ -	0.00	0.00		
	65 Clean Storm Sewer Lines	\$ 14,071.00	13,506.51	\$ 27,577.51	27,577.51	0.00	100%	
	70 Storm Sewer Repair	\$ -		\$ -	0.00	0.00		
	75 Clean/Flush Culverts & Bridges	\$ 2,000.00	(500.00)	\$ 1,500.00	0.00	1,500.00	0%	
	80 Miscellaneous Work Activities	\$ 19,700.00	(11,573.34)	\$ 8,126.66	1,322.50	6,804.16	16%	
	90 Homeless Encampment Cleanup	\$ -		\$ -	0.00	0.00		
	TOTALS	\$ 128,071.00	271,708.58	\$ 399,779.58	\$ 347,171.32	52,608.26		06/30/19

Delays or problem areas: Removed many encampments.

Work completed during prior fiscal year: Staff provided erosion control, cleaned trash and debris, and removed vegetation from rock areas. Fencing was repaired, cleaned outlet structures, maintained access road, and provided major dust control. We were able to clean out one of two box culverts due to the size that comes from NLV 15.

Work to be completed during current fiscal year: Staff will provide dust control, vegetation removal, and repair damage fencing as needed. Clean along perimeter fence, and repair erosion along outer slopes. Boxes will be cleaned.

Consultant/
 Contractor: _____
 Project
 Manager: John Runiks

633-1267

**REGIONAL FLOOD CONTROL DISTRICT
MAINTENANCE WORK PROGRAM
AMENDED ANNUAL BUDGET FY 2018-2019**

MWP Facility #: NLV08
 Facility Name: Gowan Outfall Channel
 MP Facility ID: GOOF 0000-0224, GOGR 0000-0080,
 GOLO 0000-0100

Entity: City of North Las Vegas
 Date Prepared: 05/13/19

Force Account/ Contract	Activity	Requested Work Plan Amount (\$)	Reallocation Amount (\$)	Amended Work Plan Amount (\$)	Expended to Date (\$)	Balance Remaining (\$)	Percent Complete	Scheduled Completion Date
	3 Facility Assessment and Inventory	\$ 500.00		\$ 500.00	130.10	369.90	26%	
	5 Inspect Channels	\$ 500.00		\$ 500.00	178.40	321.60	36%	
	6 Inspect Levees/Detention Basin & Debris Basins	\$ -		\$ -	0.00	0.00		
	8 Species Survey and Removal	\$ -		\$ -	0.00	0.00		
	10 Clean and Reshape Channel/Levees	\$ 3,500.00	(1,257.97)	\$ 2,242.03	966.26	1,275.77	43%	
	15 Repair Lined Channel	\$ -		\$ -	0.00	0.00		
	20 Erosion Control and Repair	\$ -		\$ -	0.00	0.00		
	21 Provide/Maintain Dust Control	\$ -		\$ -	0.00	0.00		
	25 Clean Detention/Debris Basin	\$ -		\$ -	0.00	0.00		
	35 Fence Repair	\$ 5,000.00	(1,742.03)	\$ 3,257.97	3,257.97	0.00	100%	
	40 Vegetation Control - Chemical	\$ 3,000.00	(2,500.00)	\$ 500.00	0.00	500.00	0%	
	45 Vegetation Control - Mechanical	\$ 3,000.00	(2,500.00)	\$ 500.00	0.00	500.00	0%	
	50 Maintain Access Road	\$ -		\$ -	0.00	0.00		
	55 Clean & Inspect Inlet/Outlet Structures	\$ -		\$ -	0.00	0.00		
	60 Repair Inlet/Outlet Structures	\$ -		\$ -	0.00	0.00		
	65 Clean Storm Sewer Lines	\$ 14,071.00	(12,500.00)	\$ 1,571.00	0.00	1,571.00	0%	
	70 Storm Sewer Repair	\$ -		\$ -	0.00	0.00		
	75 Clean/Flush Culverts & Bridges	\$ 8,000.00	(7,126.99)	\$ 873.01	0.00	873.01	0%	
	80 Miscellaneous Work Activities	\$ 24,000.00	(19,750.00)	\$ 4,250.00	1,837.01	2,412.99	43%	
	90 Homeless Encampment Cleanup	\$ -		\$ -	0.00	0.00		
	TOTALS	\$ 61,571.00	(47,376.99)	\$ 14,194.01	\$ 6,369.74	7,824.27		06/30/19

Delays or problem areas: Removed many encampments.

Work completed during prior fiscal year: Repaired fencing, provided vegetation removal using mower, and maintained access roads.

Work to be completed during current fiscal year: Staff will remove any trash and debris, repair fencing, maintain access roads, remove vegetation and graffiti and clean inlet and outlet structures.

Consultant/
 Contractor: _____
 Project
 Manager: John Runiks

633-1267

**REGIONAL FLOOD CONTROL DISTRICT
MAINTENANCE WORK PROGRAM
AMENDED ANNUAL BUDGET FY 2018-2019**

MWP Facility #: NLV10
 Facility Name: Upper Las Vegas Wash
 MP Facility ID: LVUP 0446-0493

Entity: City of North Las Vegas
 Date Prepared: 05/13/19

Force Account/ Contract	Activity	Requested Work Plan Amount (\$)	Reallocation Amount (\$)	Amended Work Plan Amount (\$)	Expended to Date (\$)	Balance Remaining (\$)	Percent Complete	Scheduled Completion Date
	3 Facility Assessment and Inventory	\$ 500.00		\$ 500.00	130.10	369.90	26%	
	5 Inspect Channels	\$ 500.00		\$ 500.00	0.00	500.00	0%	
	6 Inspect Levees/Detention Basin & Debris Basins	\$ -	89.20	\$ 89.20	89.20	0.00	100%	
	8 Species Survey and Removal	\$ -		\$ -	0.00	0.00		
	10 Clean and Reshape Channel/Levees	\$ -		\$ -	0.00	0.00		
	15 Repair Lined Channel	\$ -		\$ -	0.00	0.00		
	20 Erosion Control and Repair	\$ -		\$ -	0.00	0.00		
	21 Provide/Maintain Dust Control	\$ -		\$ -	0.00	0.00		
	25 Clean Detention/Debris Basin	\$ -		\$ -	0.00	0.00		
	35 Fence Repair	\$ -		\$ -	0.00	0.00		
	40 Vegetation Control - Chemical	\$ -		\$ -	0.00	0.00		
	45 Vegetation Control - Mechanical	\$ -		\$ -	0.00	0.00		
	50 Maintain Access Road	\$ -		\$ -	0.00	0.00		
	55 Clean & Inspect Inlet/Outlet Structures	\$ -		\$ -	0.00	0.00		
	60 Repair Inlet/Outlet Structures	\$ -		\$ -	0.00	0.00		
	65 Clean Storm Sewer Lines	\$ -	6,002.36	\$ 6,002.36	6,002.36	0.00	100%	
	70 Storm Sewer Repair	\$ -		\$ -	0.00	0.00		
	75 Clean/Flush Culverts & Bridges	\$ -		\$ -	0.00	0.00		
	80 Miscellaneous Work Activities	\$ 22,000.00	(19,091.56)	\$ 2,908.44	0.00	2,908.44	0%	
	90 Homeless Encampment Cleanup	\$ -		\$ -	0.00	0.00		
	TOTALS	\$ 23,000.00	(13,000.00)	\$ 10,000.00	\$ 6,221.66	3,778.34		06/30/19

Delays or problem areas:

Work completed during prior fiscal year: Staff provided erosion control, dust control, and removed vegetation.

Work to be completed during current fiscal year: Staff will remove any debris and trash, and remove vegetation and provide erosion and dust control within the channel. Maintain restricted access roads by clearing out any vegetation and adding any regrinds to mitigate any dust activities.

Consultant/
 Contractor: _____
 Project
 Manager: John Runiks

633-1267

**REGIONAL FLOOD CONTROL DISTRICT
MAINTENANCE WORK PROGRAM
AMENDED ANNUAL BUDGET FY 2018-2019**

MWP Facility #: NLV11
 Facility Name: Clayton Street Channel
 MP Facility ID: LV03 0000-0131, LVSM 0000-0109

Entity: City of North Las Vegas
 Date Prepared: 05/13/19

Force Account/ Contract	Activity	Requested Work Plan Amount (\$)	Reallocation Amount (\$)	Amended Work Plan Amount (\$)	Expended to Date (\$)	Balance Remaining (\$)	Percent Complete	Scheduled Completion Date
	3 Facility Assessment and Inventory	\$ 500.00		\$ 500.00	130.10	369.90	26%	
5	Inspect Channels	\$ 500.00		\$ 500.00	89.20	410.80	18%	
6	Inspect Levees/Detention Basin & Debris Basins	\$ -		\$ -	0.00	0.00		
8	Species Survey and Removal	\$ -		\$ -	0.00	0.00		
10	Clean and Reshape Channel/Levees	\$ 5,000.00	(4,000.00)	\$ 1,000.00	0.00	1,000.00	0%	
15	Repair Lined Channel	\$ -		\$ -	0.00	0.00		
20	Erosion Control and Repair	\$ -		\$ -	0.00	0.00		
21	Provide/Maintain Dust Control	\$ -		\$ -	0.00	0.00		
25	Clean Detention/Debris Basin	\$ -		\$ -	0.00	0.00		
35	Fence Repair	\$ 4,500.00	(4,000.00)	\$ 500.00	0.00	500.00	0%	
40	Vegetation Control - Chemical	\$ 3,000.00	(2,500.00)	\$ 500.00	0.00	500.00	0%	
45	Vegetation Control - Mechanical	\$ -		\$ -	0.00	0.00		
50	Maintain Access Road	\$ -		\$ -	0.00	0.00		
55	Clean & Inspect Inlet/Outlet Structures	\$ 2,000.00	(1,500.00)	\$ 500.00	0.00	500.00	0%	
60	Repair Inlet/Outlet Structures	\$ -		\$ -	0.00	0.00		
65	Clean Storm Sewer Lines	\$ 14,071.00	(3,000.00)	\$ 11,071.00	9,145.89	1,925.11	83%	
70	Storm Sewer Repair	\$ -		\$ -	0.00	0.00		
75	Clean/Flush Culverts & Bridges	\$ 1,000.00	(500.00)	\$ 500.00	0.00	500.00	0%	
80	Miscellaneous Work Activities	\$ 22,000.00	(17,500.00)	\$ 4,500.00	1,256.44	3,243.56	28%	
90	Homeless Encampment Cleanup	\$ -		\$ -	0.00	0.00		
	TOTALS	\$ 52,571.00	(33,000.00)	\$ 19,571.00	\$ 10,621.63	8,949.37		06/30/19

Delays or problem areas: Removed many encampments.

Work completed during prior fiscal year: Staff repaired fencing, provided vegetation removal, and cleaned inlet and outlet structures.

Work to be completed during current fiscal year: Staff will provide fencing repairs as needed, provide vegetation removal, and clean inlet and outlet structures. Repair erosion at mid channel west side shoulder and at Tropical Parkway at the back of sidewalk.

Consultant/
 Contractor:
 Project
 Manager: John Runiks

633-1267

**REGIONAL FLOOD CONTROL DISTRICT
MAINTENANCE WORK PROGRAM
AMENDED ANNUAL BUDGET FY 2018-2019**

MWP Facility #: NLV12
 Facility Name: Lower Las Vegas Detention Basin
 MP Facility ID: LVMD 1905-2055

Entity: City of North Las Vegas
 Date Prepared: 05/13/19

Force Account/ Contract	Activity	Requested Work Plan Amount (\$)	Reallocation Amount (\$)	Amended Work Plan Amount (\$)	Expended to Date (\$)	Balance Remaining (\$)	Percent Complete	Scheduled Completion Date
	3 Facility Assessment and Inventory	\$ 500.00		\$ 500.00	130.10	369.90	26%	
	5 Inspect Channels	\$ 500.00		\$ 500.00	0.00	500.00	0%	
	6 Inspect Levees/Detention Basin & Debris Basins	\$ 3,000.00	(2,000.00)	\$ 1,000.00	178.40	821.60	18%	
	8 Species Survey and Removal	\$ 1,500.00	(500.00)	\$ 1,000.00	0.00	1,000.00	0%	
	10 Clean and Reshape Channel/Levees	\$ -		\$ -	0.00	0.00		
	15 Repair Lined Channel	\$ -		\$ -	0.00	0.00		
	20 Erosion Control and Repair	\$ 15,000.00	(9,019.73)	\$ 5,980.27	4,814.05	1,166.22	80%	
	21 Provide/Maintain Dust Control	\$ 10,000.00	(7,500.00)	\$ 2,500.00	0.00	2,500.00	0%	
	25 Clean Detention/Debris Basin	\$ 85,000.00	255,657.08	\$ 340,657.08	265,657.08	75,000.00	78%	
	35 Fence Repair	\$ 6,500.00	(5,000.00)	\$ 1,500.00	0.00	1,500.00	0%	
	40 Vegetation Control - Chemical	\$ 7,000.00	(5,000.00)	\$ 2,000.00	0.00	2,000.00	0%	
	45 Vegetation Control - Mechanical	\$ -		\$ -	0.00	0.00		
	50 Maintain Access Road	\$ 1,000.00	(500.00)	\$ 500.00	0.00	500.00	0%	
	55 Clean & Inspect Inlet/Outlet Structures	\$ 2,000.00	519.73	\$ 2,519.73	2,519.73	0.00	100%	
	60 Repair Inlet/Outlet Structures	\$ -	699.84	\$ 699.84	699.84	0.00	100%	
	65 Clean Storm Sewer Lines	\$ 14,071.00	(9,811.86)	\$ 4,259.14	0.00	4,259.14	0%	
	70 Storm Sewer Repair	\$ -		\$ -	0.00	0.00		
	75 Clean/Flush Culverts & Bridges	\$ 2,500.00	(1,500.00)	\$ 1,000.00	0.00	1,000.00	0%	
	80 Miscellaneous Work Activities	\$ 20,500.00	(11,000.00)	\$ 9,500.00	4,878.20	4,621.80	51%	
	90 Homeless Encampment Cleanup	\$ -		\$ -	0.00	0.00		
	TOTALS	\$ 169,071.00	205,045.06	\$ 374,116.06	\$ 278,877.40	95,238.66		06/30/19

Delays or problem areas: Removed many encampments.

Work completed during prior fiscal year: Staff provided erosion control, fencing repairs, removed vegetation, cleaned inlet and outlet structures, maintained access roads, and removed large amount of trash and debris from rain events.

Work to be completed during current fiscal year: Staff will remove trash and debris, provide fencing repairs as needed, maintain access roads, clear out vegetation, clean inlet and outlet structures, and remediate any rills within the embankment. Remove/clean vegetation, trash, and debris north of pedestrian bridge, and repair erosion on south abutment slope and north of pedestrian bridge.

Consultant/
 Contractor:
 Project
 Manager: John Runiks

633-1267

**REGIONAL FLOOD CONTROL DISTRICT
MAINTENANCE WORK PROGRAM
AMENDED ANNUAL BUDGET FY 2018-2019**

MWP Facility #: NLV13
 Facility Name: West Trib - Ranch House Rd to Lower LV DB
 MP Facility ID: ANWE 0000-0122, CNWE 0000
LVMD 2060-2322, GTEA0000-0139, AVHR0050

Entity: City of North Las Vegas
 Date Prepared: 05/13/19

Force Account/ Contract	Activity	Requested Work Plan Amount (\$)	Reallocation Amount (\$)	Amended Work Plan Amount (\$)	Expended to Date (\$)	Balance Remaining (\$)	Percent Complete	Scheduled Completion Date
	3 Facility Assessment and Inventory	\$ 500.00	(91.22)	\$ 408.78	130.10	278.68	32%	
	5 Inspect Channels	\$ 500.00		\$ 500.00	356.80	143.20	71%	
	6 Inspect Levees/Detention Basin & Debris Basins	\$ -		\$ -	0.00	0.00		
	8 Species Survey and Removal	\$ -		\$ -	0.00	0.00		
	10 Clean and Reshape Channel/Levees	\$ 6,000.00	(5,750.00)	\$ 250.00	0.00	250.00	0%	
	15 Repair Lined Channel	\$ -		\$ -	0.00	0.00		
	20 Erosion Control and Repair	\$ 3,000.00	(2,750.00)	\$ 250.00	0.00	250.00	0%	
	21 Provide/Maintain Dust Control	\$ -		\$ -	0.00	0.00		
	25 Clean Detention/Debris Basin	\$ -		\$ -	0.00	0.00		
	35 Fence Repair	\$ 4,000.00	(3,750.00)	\$ 250.00	0.00	250.00	0%	
	40 Vegetation Control - Chemical	\$ 3,000.00	(2,750.00)	\$ 250.00	0.00	250.00	0%	
	45 Vegetation Control - Mechanical	\$ -		\$ -	0.00	0.00		
	50 Maintain Access Road	\$ 2,000.00	(1,750.00)	\$ 250.00	0.00	250.00	0%	
	55 Clean & Inspect Inlet/Outlet Structures	\$ 2,000.00	(1,750.00)	\$ 250.00	0.00	250.00	0%	
	60 Repair Inlet/Outlet Structures	\$ -		\$ -	0.00	0.00		
	65 Clean Storm Sewer Lines	\$ 14,071.00	13,745.95	\$ 27,816.95	27,816.95	0.00	100%	
	70 Storm Sewer Repair	\$ -		\$ -	0.00	0.00		
	75 Clean/Flush Culverts & Bridges	\$ 2,000.00	(1,500.00)	\$ 500.00	0.00	500.00	0%	
	80 Miscellaneous Work Activities	\$ 21,000.00	(3,854.73)	\$ 17,145.27	15,538.80	1,606.47	91%	
	90 Homeless Encampment Cleanup	\$ -		\$ -	0.00	0.00		
	TOTALS	\$ 58,071.00	(10,200.00)	\$ 47,871.00	\$ 43,842.65	4,028.35		06/30/19

Delays or problem areas: Removed many encampments.

Work completed during prior fiscal year: Repaired fencing, provided vegetation removal, cleaned inlet and outlet structures, and maintained access roads.

Work to be completed during current fiscal year: Staff will remove any trash and debris, provide fencing repairs, maintain access roads, clear out vegetation, and clean inlets and outlets. Repair continuous access road erosion and rebuild berm at Clayton.

Consultant/
 Contractor:
 Project
 Manager: John Runiks

633-1267

**REGIONAL FLOOD CONTROL DISTRICT
MAINTENANCE WORK PROGRAM
AMENDED ANNUAL BUDGET FY 2018-2019**

MWP Facility #: NLV14
 Facility Name: Tributary to the Western Trib @ Craig Road
 MP Facility ID: LV06 0000-0147, LV05 0000-0131,
 LVBR 0000-0014, LVCL 0000

Entity: City of North Las Vegas
 Date Prepared: 05/13/19

Force Account/ Contract	Activity	Requested Work Plan Amount (\$)	Reallocation Amount (\$)	Amended Work Plan Amount (\$)	Expended to Date (\$)	Balance Remaining (\$)	Percent Complete	Scheduled Completion Date
	3 Facility Assessment and Inventory	\$ 500.00		\$ 500.00	130.10	369.90	26%	
	5 Inspect Channels	\$ 500.00		\$ 500.00	356.80	143.20	71%	
	6 Inspect Levees/Detention Basin & Debris Basins	\$ -		\$ -	0.00	0.00		
	8 Species Survey and Removal	\$ -		\$ -	0.00	0.00		
	10 Clean and Reshape Channel/Levees	\$ 5,500.00	(2,500.00)	\$ 3,000.00	2,191.66	808.34	73%	
	15 Repair Lined Channel	\$ -		\$ -	0.00	0.00		
	20 Erosion Control and Repair	\$ -		\$ -	0.00	0.00		
	21 Provide/Maintain Dust Control	\$ -		\$ -	0.00	0.00		
	25 Clean Detention/Debris Basin	\$ -		\$ -	0.00	0.00		
	35 Fence Repair	\$ 3,500.00	(3,000.00)	\$ 500.00	0.00	500.00	0%	
	40 Vegetation Control - Chemical	\$ 4,500.00	(3,500.00)	\$ 1,000.00	0.00	1,000.00	0%	
	45 Vegetation Control - Mechanical	\$ -		\$ -	0.00	0.00		
	50 Maintain Access Road	\$ 2,000.00	(1,500.00)	\$ 500.00	0.00	500.00	0%	
	55 Clean & Inspect Inlet/Outlet Structures	\$ -		\$ -	0.00	0.00		
	60 Repair Inlet/Outlet Structures	\$ -		\$ -	0.00	0.00		
	65 Clean Storm Sewer Lines	\$ 14,071.00	(5,883.78)	\$ 8,187.22	2,190.87	5,996.35	27%	
	70 Storm Sewer Repair	\$ -		\$ -	0.00	0.00		
	75 Clean/Flush Culverts & Bridges	\$ 3,000.00	(2,000.00)	\$ 1,000.00	0.00	1,000.00	0%	
	80 Miscellaneous Work Activities	\$ 21,000.00	(10,500.00)	\$ 10,500.00	4,311.09	6,188.91	41%	
	90 Homeless Encampment Cleanup	\$ -		\$ -	0.00	0.00		
	TOTALS	\$ 54,571.00	(28,883.78)	\$ 25,687.22	\$ 9,180.52	16,506.70		06/30/19

Delays or problem areas: Removed many encampments.

Work completed during prior fiscal year: Repaired fencing, provided vegetation removal, cleaned inlet and outlet structures and maintained access roads.

Work to be completed during current fiscal year: Staff will remove vegetation, trash and debris, provide fencing repairs, maintain access roads, and clean inlet and outlet structures. Repair any concrete damage from NLV02 to NLV12, and maintain the joint seals throughout the channels.

Consultant/
 Contractor:
 Project
 Manager: John Runiks

633-1267

**REGIONAL FLOOD CONTROL DISTRICT
MAINTENANCE WORK PROGRAM
AMENDED ANNUAL BUDGET FY 2018-2019**

MWP Facility #: NLV15
 Facility Name: Las Vegas Wash - Smoke Ranch
 MP Facility ID: LVSF 0000-0295, LAAT 0000-0204,
 LANO 0000, LAAS 0000-0103

Entity: City of North Las Vegas
 Date Prepared: 05/13/19

Force Account/ Contract	Activity	Requested Work Plan Amount (\$)	Reallocation Amount (\$)	Amended Work Plan Amount (\$)	Expended to Date (\$)	Balance Remaining (\$)	Percent Complete	Scheduled Completion Date
	3 Facility Assessment and Inventory	\$ 500.00		\$ 500.00	130.10	369.90	26%	
	5 Inspect Channels	\$ 500.00		\$ 500.00	89.20	410.80	18%	
	6 Inspect Levees/Detention Basin & Debris Basins	\$ -		\$ -	0.00	0.00		
	8 Species Survey and Removal	\$ -		\$ -	0.00	0.00		
	10 Clean and Reshape Channel/Levees	\$ 3,500.00	(3,000.00)	\$ 500.00	0.00	500.00	0%	
	15 Repair Lined Channel	\$ -		\$ -	0.00	0.00		
	20 Erosion Control and Repair	\$ 3,000.00	(2,500.00)	\$ 500.00	0.00	500.00	0%	
	21 Provide/Maintain Dust Control	\$ -		\$ -	0.00	0.00		
	25 Clean Detention/Debris Basin	\$ -		\$ -	0.00	0.00		
	35 Fence Repair	\$ -		\$ -	0.00	0.00		
	40 Vegetation Control - Chemical	\$ 3,500.00	(3,000.00)	\$ 500.00	0.00	500.00	0%	
	45 Vegetation Control - Mechanical	\$ -		\$ -	0.00	0.00		
	50 Maintain Access Road	\$ 2,000.00	(1,500.00)	\$ 500.00	0.00	500.00	0%	
	55 Clean & Inspect Inlet/Outlet Structures	\$ 2,500.00	(2,000.00)	\$ 500.00	0.00	500.00	0%	
	60 Repair Inlet/Outlet Structures	\$ -		\$ -	0.00	0.00		
	65 Clean Storm Sewer Lines	\$ 14,071.00	(10,000.00)	\$ 4,071.00	0.00	4,071.00	0%	
	70 Storm Sewer Repair	\$ -		\$ -	0.00	0.00		
	75 Clean/Flush Culverts & Bridges	\$ 1,000.00	(500.00)	\$ 500.00	0.00	500.00	0%	
	80 Miscellaneous Work Activities	\$ 20,000.00	(16,322.55)	\$ 3,677.45	306.42	3,371.03	8%	
	90 Homeless Encampment Cleanup	\$ -		\$ -	0.00	0.00		
	TOTALS	\$ 50,571.00	(38,822.55)	\$ 11,748.45	\$ 525.72	11,222.73		06/30/19

Delays or problem areas:

Work completed during prior fiscal year: Repaired fencing, removed vegetation, cleaned storm drains, and outlet and inlet structures, and maintained access roads.

Work to be completed during current fiscal year: Staff will remove trash and debris, provide fencing repairs as needed, maintain access roads, remove vegetation, clean inlet and outlet structures, and clean/inspect storm drains. Repair erosion along east side of channel and along entire channel bottom.

Consultant/
 Contractor:
 Project
 Manager: John Runiks

633-1267

**REGIONAL FLOOD CONTROL DISTRICT
MAINTENANCE WORK PROGRAM
AMENDED ANNUAL BUDGET FY 2018-2019**

MWP Facility #: NLV16
 Facility Name: Upper Las Vegas Wash Channel
 MP Facility ID: LVLO 0000-0025, TREA 0000-0134, LVUP 0000-0382,
CNEA 0000-0176, ANEA 0000-0040, LV5C 0000-0063

Entity: City of North Las Vegas
 Date Prepared: 05/13/19

Force Account/ Contract	Activity	Requested Work Plan Amount (\$)	Reallocation Amount (\$)	Amended Work Plan Amount (\$)	Expended to Date (\$)	Balance Remaining (\$)	Percent Complete	Scheduled Completion Date
	3 Facility Assessment and Inventory	\$ 500.00		\$ 500.00	130.11	369.89	26%	
	5 Inspect Channels	\$ 500.00		\$ 500.00	312.20	187.80	62%	
	6 Inspect Levees/Detention Basin & Debris Basins	\$ -		\$ -	0.00	0.00		
	8 Species Survey and Removal	\$ -		\$ -	0.00	0.00		
	10 Clean and Reshape Channel/Levees	\$ 1,000.00		\$ 1,000.00	325.26	674.74	33%	
	15 Repair Lined Channel	\$ 106,573.00	(101,280.72)	\$ 5,292.28	0.00	5,292.28	0%	
	20 Erosion Control and Repair	\$ -		\$ -	0.00	0.00		
	21 Provide/Maintain Dust Control	\$ -		\$ -	0.00	0.00		
	25 Clean Detention/Debris Basin	\$ -		\$ -	0.00	0.00		
	35 Fence Repair	\$ 3,500.00	(2,000.00)	\$ 1,500.00	495.00	1,005.00	33%	
	40 Vegetation Control - Chemical	\$ 3,500.00	(2,500.00)	\$ 1,000.00	0.00	1,000.00	0%	
	45 Vegetation Control - Mechanical	\$ -		\$ -	0.00	0.00		
	50 Maintain Access Road	\$ -		\$ -	0.00	0.00		
	55 Clean & Inspect Inlet/Outlet Structures	\$ -		\$ -	0.00	0.00		
	60 Repair Inlet/Outlet Structures	\$ -		\$ -	0.00	0.00		
	65 Clean Storm Sewer Lines	\$ 14,071.00	(3,000.00)	\$ 11,071.00	9,317.87	1,753.13	84%	
	70 Storm Sewer Repair	\$ -		\$ -	0.00	0.00		
	75 Clean/Flush Culverts & Bridges	\$ 52,000.00	(48,297.15)	\$ 3,702.85	0.00	3,702.85	0%	
	80 Miscellaneous Work Activities	\$ 20,000.00	(7,500.00)	\$ 12,500.00	8,888.83	3,611.17	71%	
	90 Homeless Encampment Cleanup	\$ -		\$ -	0.00	0.00		
	TOTALS	\$ 201,644.00	(164,577.87)	\$ 37,066.13	\$ 19,469.27	17,596.86		06/30/19

Delays or problem areas: Removed many encampments.

Work completed during prior fiscal year: Staff provided trash and debris removal, repaired fencing as needed, maintained access roads, removed vegetation and graffiti as needed, and cleaned storm drains, channels, and culverts. Repaired damaged steps between Deer Springs & Lawrence.

Work to be completed during current fiscal year: Staff will provide trash and debris removal, repair fencing as needed, maintain access roads, remove vegetation and graffiti as needed, and clean storm drains, channels and culverts. Using maintenance funds, the channel between Camino Eldorado & Revere Street will be lined and free of gabion rocks making an easier clean up, and removed the stench from the complaints received from the community.

Consultant/
 Contractor: _____
 Project
 Manager: John Runiks

633-1267

**REGIONAL FLOOD CONTROL DISTRICT
MAINTENANCE WORK PROGRAM
AMENDED ANNUAL BUDGET FY 2018-2019**

MWP Facility #: NLV17
 Facility Name: Range Wash - Las Vegas Wash Diversion & Levee
 MP Facility ID: LVRW 0000-0293

Entity: City of North Las Vegas
 Date Prepared: 05/13/19

Force Account/ Contract	Activity	Requested Work Plan Amount (\$)	Reallocation Amount (\$)	Amended Work Plan Amount (\$)	Expended to Date (\$)	Balance Remaining (\$)	Percent Complete	Scheduled Completion Date
	3 Facility Assessment and Inventory	\$ 500.00		\$ 500.00	130.11	369.89	26%	
	5 Inspect Channels	\$ 500.00		\$ 500.00	0.00	500.00	0%	
	6 Inspect Levees/Detention Basin & Debris Basins	\$ 1,500.00	(1,000.00)	\$ 500.00	178.40	321.60	36%	
	8 Species Survey and Removal	\$ 1,500.00	(1,250.00)	\$ 250.00	0.00	250.00	0%	
	10 Clean and Reshape Channel/Levees	\$ 2,000.00	(1,500.00)	\$ 500.00	0.00	500.00	0%	
	15 Repair Lined Channel	\$ -		\$ -	0.00	0.00		
	20 Erosion Control and Repair	\$ 106,000.00	193,452.07	\$ 299,452.07	299,452.07	0.00	100%	
	21 Provide/Maintain Dust Control	\$ 25,000.00	(23,000.00)	\$ 2,000.00	0.00	2,000.00	0%	
	25 Clean Detention/Debris Basin	\$ -		\$ -	0.00	0.00		
	35 Fence Repair	\$ -		\$ -	0.00	0.00		
	40 Vegetation Control - Chemical	\$ 3,000.00	(2,750.00)	\$ 250.00	0.00	250.00	0%	
	45 Vegetation Control - Mechanical	\$ -		\$ -	0.00	0.00		
	50 Maintain Access Road	\$ 2,000.00	(500.00)	\$ 1,500.00	0.00	1,500.00	0%	
	55 Clean & Inspect Inlet/Outlet Structures	\$ -		\$ -	0.00	0.00		
	60 Repair Inlet/Outlet Structures	\$ -		\$ -	0.00	0.00		
	65 Clean Storm Sewer Lines	\$ -		\$ -	0.00	0.00		
	70 Storm Sewer Repair	\$ -		\$ -	0.00	0.00		
	75 Clean/Flush Culverts & Bridges	\$ -		\$ -	0.00	0.00		
	80 Miscellaneous Work Activities	\$ 20,000.00	(10,652.45)	\$ 9,347.55	0.00	9,347.55	0%	
	90 Homeless Encampment Cleanup	\$ -		\$ -	0.00	0.00		
	TOTALS	\$ 162,000.00	152,799.62	\$ 314,799.62	\$ 299,760.58	15,039.04		06/30/19

Delays or problem areas:

Work completed during prior fiscal year: Staff provided major erosion control, fencing repairs, vegetation removal and dust control.

Work to be completed during current fiscal year: Clear access route into DB, repair erosion on embankment slopes, provide fencing repairs, remove vegetation, and provide dust control as needed. Staff will also maintain access roads, monitor and inspect levee.

Consultant/
 Contractor:
 Project
 Manager: John Runiks

633-1267

**REGIONAL FLOOD CONTROL DISTRICT
MAINTENANCE WORK PROGRAM
AMENDED ANNUAL BUDGET FY 2018-2019**

MWP Facility #: NLV18
 Facility Name: Cheyenne Peaking Basin
 MP Facility ID: LVMD 1594-1647

Entity: City of North Las Vegas
 Date Prepared: 05/13/19

Force Account/ Contract	Activity	Requested Work Plan Amount (\$)	Reallocation Amount (\$)	Amended Work Plan Amount (\$)	Expended to Date (\$)	Balance Remaining (\$)	Percent Complete	Scheduled Completion Date
	3 Facility Assessment and Inventory	\$ 500.00		\$ 500.00	130.11	369.89	26%	
	5 Inspect Channels	\$ -		\$ -	0.00	0.00		
	6 Inspect Levees/Detention Basin & Debris Basins	\$ 2,000.00	(500.00)	\$ 1,500.00	89.20	1,410.80	6%	
	8 Species Survey and Removal	\$ -		\$ -	0.00	0.00		
	10 Clean and Reshape Channel/Levees	\$ -		\$ -	0.00	0.00		
	15 Repair Lined Channel	\$ -		\$ -	0.00	0.00		
	20 Erosion Control and Repair	\$ -		\$ -	0.00	0.00		
	21 Provide/Maintain Dust Control	\$ -		\$ -	0.00	0.00		
	25 Clean Detention/Debris Basin	\$ 10,000.00	2,224.41	\$ 12,224.41	12,224.41	0.00	100%	
	35 Fence Repair	\$ 5,000.00	(2,000.00)	\$ 3,000.00	0.00	3,000.00	0%	
	40 Vegetation Control - Chemical	\$ 3,500.00	(1,500.00)	\$ 2,000.00	0.00	2,000.00	0%	
	45 Vegetation Control - Mechanical	\$ 3,500.00	(1,500.00)	\$ 2,000.00	0.00	2,000.00	0%	
	50 Maintain Access Road	\$ 3,000.00	(1,500.00)	\$ 1,500.00	0.00	1,500.00	0%	
	55 Clean & Inspect Inlet/Outlet Structures	\$ 1,500.00	(500.00)	\$ 1,000.00	0.00	1,000.00	0%	
	60 Repair Inlet/Outlet Structures	\$ -		\$ -	0.00	0.00		
	65 Clean Storm Sewer Lines	\$ 14,071.00	(2,000.00)	\$ 12,071.00	0.00	12,071.00	0%	
	70 Storm Sewer Repair	\$ -		\$ -	0.00	0.00		
	75 Clean/Flush Culverts & Bridges	\$ 2,000.00		\$ 2,000.00	0.00	2,000.00	0%	
	80 Miscellaneous Work Activities	\$ 23,000.00	(8,892.66)	\$ 14,107.34	1,050.00	13,057.34	7%	
	90 Homeless Encampment Cleanup	\$ -		\$ -	0.00	0.00		
	TOTALS	\$ 68,071.00	(16,168.25)	\$ 51,902.75	\$ 13,493.72	38,409.03		06/30/19

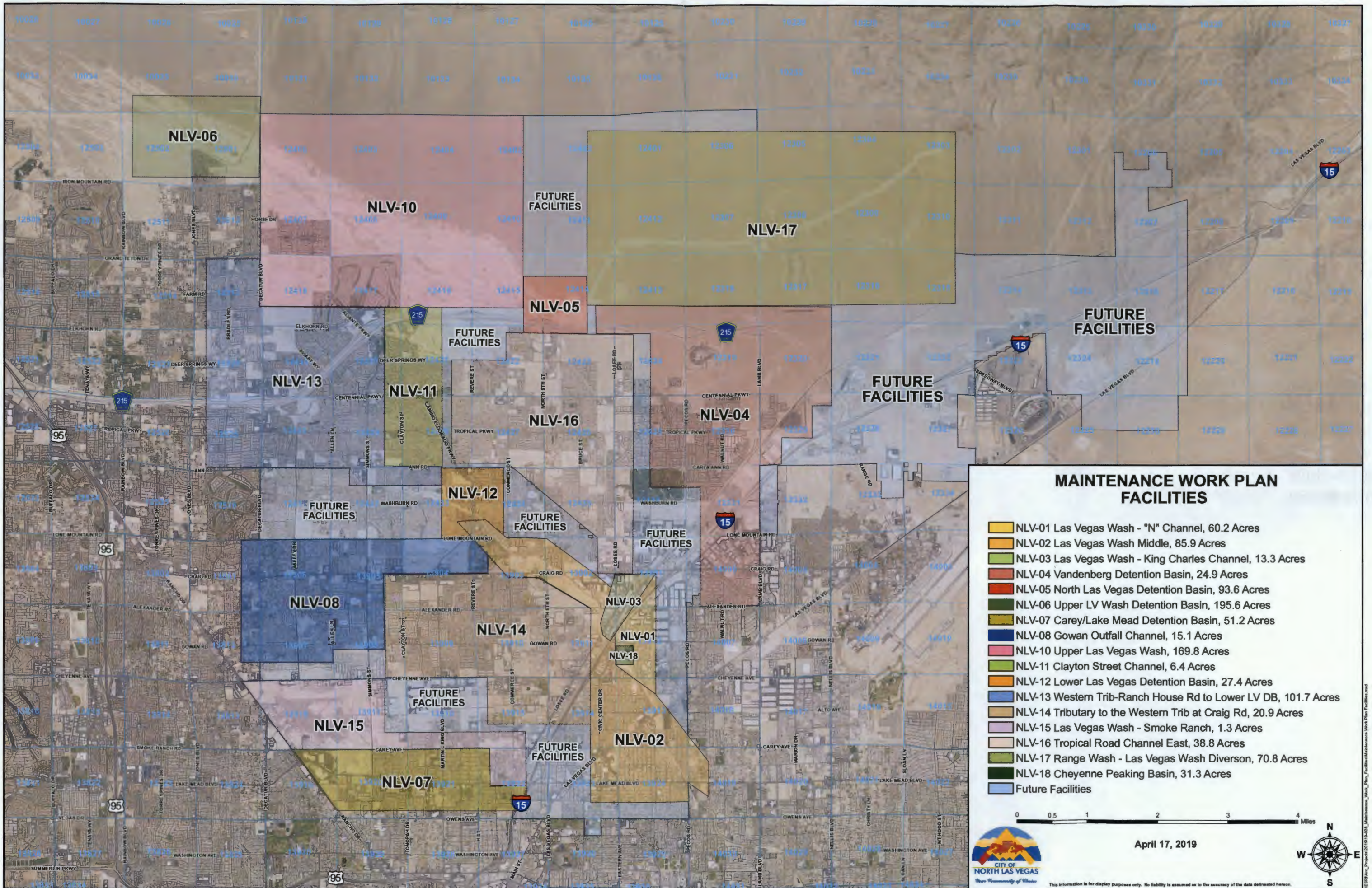
Delays or problem areas: Removed many encampments.

Work completed during prior fiscal year: Staff provided erosion control, dust control, fencing repairs, vegetation removal, cleaned inlet and outlet structures and maintained access roads.

Work to be completed during current fiscal year: Staff will provide dust control as needed, maintain access roads, and clean inlet and outlet structures. Remove/clean trash and debris in dam diverters and in channel, and remove vegetation in basin bottom, basin outlet grate, and on upper road south of Civic Center. Remove graffiti and repair fence at end of Bulloch.


Consultant/
 Contractor:
 Project
 Manager: John Runiks

633-1267



MAINTENANCE WORK PLAN FACILITIES

- NLV-01 Las Vegas Wash - "N" Channel, 60.2 Acres
- NLV-02 Las Vegas Wash Middle, 85.9 Acres
- NLV-03 Las Vegas Wash - King Charles Channel, 13.3 Acres
- NLV-04 Vandenberg Detention Basin, 24.9 Acres
- NLV-05 North Las Vegas Detention Basin, 93.6 Acres
- NLV-06 Upper LV Wash Detention Basin, 195.6 Acres
- NLV-07 Carey/Lake Mead Detention Basin, 51.2 Acres
- NLV-08 Gowan Outfall Channel, 15.1 Acres
- NLV-10 Upper Las Vegas Wash, 169.8 Acres
- NLV-11 Clayton Street Channel, 6.4 Acres
- NLV-12 Lower Las Vegas Detention Basin, 27.4 Acres
- NLV-13 Western Trib-Ranch House Rd to Lower LV DB, 101.7 Acres
- NLV-14 Tributary to the Western Trib at Craig Rd, 20.9 Acres
- NLV-15 Las Vegas Wash - Smoke Ranch, 1.3 Acres
- NLV-16 Tropical Road Channel East, 38.8 Acres
- NLV-17 Range Wash - Las Vegas Wash Diversion, 70.8 Acres
- NLV-18 Cheyenne Peaking Basin, 31.3 Acres
- Future Facilities



April 17, 2019



This information is for display purposes only. No liability is assumed as to the accuracy of the data delineated hereon.

J:\ERPAC_Plan\2017-2021\2017-2021_Maintenance_Work_Plan_Facilities.mxd

CLARK COUNTY
REGIONAL FLOOD CONTROL DISTRICT

AGENDA ITEM

SUBJECT:

BRENT DRAINAGE SYSTEM – FLOYD LAMB PARK TO DURANGO DRIVE

PETITIONER: MIKE JANSSEN, DIRECTOR

CITY OF LAS VEGAS PUBLIC WORKS

RECOMMENDATION OF PETITIONER:

IT IS RECOMMENDED THAT THE CLARK COUNTY REGIONAL FLOOD CONTROL DISTRICT APPROVE THIS CHANGE ORDER NO. 14 FOR CONSTRUCTION OF THE BRENT DRAINAGE SYSTEM – FLOYD LAMB PARK TO DURANGO DRIVE – LAS22T15

FISCAL IMPACT:

\$0.00


BACKGROUND:

Change Order No. 14 represents an increase of \$274,969.70. During the warranty walk damage was discovered which occurred during spring storm events. The change order will repair approximately 180 LF of trapezoidal channel, place additional cutoff walls and grading to provide a new rip rap berm; and install a flume to prevent future damage to the existing channel.

To date all change orders including this request total \$528,873.29 or 12.03% to the original construction amount of \$4,397,113.30. This change order cost was reviewed by the project manager and City staff and was found equitable for the issues involved. The revised proposal is attached which details the work and costs involved.

The interlocal contract dated August 13, 2015 and supplemental interlocal contracts dated November 10, 2016 and February 9, 2017 include sufficient funds to support this request.

Respectfully submitted,



Mike Janssen, Director
Department of Public Works

TAC AGENDA ITEM # 13a Date: 05/30/2019	RFCD AGENDA ITEM # Date: 06/13/2019
CAC AGENDA ITEM # 13a Date: 06/03/2019	

Regional Flood Control District
AGENDA ITEM DEVELOPMENT

Staff Discussion:

Date: 05/20/19

**BRENT DRAINAGE SYSTEM – FLOYD LAMB PARK TO DURANGO DRIVE
CONSTRUCTION CHANGE ORDER NO. 14 – LAS22T15**

Change Order No. 14 represents an increase of \$274,969.70. During the warranty walk damage was discovered which occurred during spring storm events. The change order will repair approximately 180 LF of trapezoidal channel, place additional cutoff walls and grading to provide a new rip rap berm; and install a flume to prevent future damage to the existing channel.

To date all change orders including this request total \$528,873.29 or 12.03% to the original construction amount of \$4,397,113.30. This change order cost was reviewed by the project manager and City staff and was found equitable for the issues involved. The revised proposal is attached which details the work and costs involved.

The interlocal contract dated August 13, 2015 and supplemental interlocal contracts dated November 10, 2016 and February 9, 2017 include sufficient funds to support this request.

Staff Recommendation:

Approve.

Discussion by Technical Advisory Committee:

AGENDA
#13a Date: 05/30/19

Recommendation:

Discussion by Citizens Advisory Committee:

AGENDA
#13a Date: 06/03/19

Recommendation:



d/b/a



SUBMITTED TO: City of Las Vegas
ATTENTION: Jeff Galambas
JOB NAME: Brent Lane Trapezoidal Channel Modification
PROPOSAL No.: NV-19-131 (Revised #2)
 Change Order # 14

DATE: May 17, 2019

ITEM No.	DESCRIPTION	QUANTITY	UNITS	UNIT PRICE	TOTAL COST
1	Mobilization	1	LS	\$ 53,200.00	\$ 53,200.00
2	Remove Existing Trapezoidal Channel	1	LS	\$ 32,200.00	\$ 32,200.00
3	Install additional Cut-Off Wall	168	LF	\$ 158.00	\$ 26,544.00
4	Install Trapezoidal Channel and Cut-Off Wall	1	LS	\$ 63,300.00	\$ 63,300.00
5	Install Flume and Cut-Off Walls	1	LS	\$ 19,400.00	\$ 19,400.00
6	Backfill Cut-Off Walls	1	LS	\$ 3,900.00	\$ 3,900.00
7	Aggregate Diversion Channel	6,670	SF	\$ 1.30	\$ 8,671.00
8	Move Stock Piled Rip-Rap to Diversion Channel	244	CY	\$ 35.00	\$ 8,540.00
9	Regrade Area of Disturbance	6,520	SF	\$ 1.20	\$ 7,824.00
10	Dust Palliative	12,516	sf	\$ 0.10	\$ 1,251.60
11	Dust Control & SWPPP	1	LS	\$ 3,830.00	\$ 3,830.00
12	Quality Control	1	LS	\$ 14,400.00	\$ 14,400.00
13	Survey	1	LS	\$ 10,500.00	\$ 10,500.00
14	Grade Area to Drain	147	SF	\$ 7.30	\$ 1,073.10
15	Solid Grout Rip Rap	331	SF	\$ 16.00	\$ 5,296.00
16	Install Slab and Cut-Off Wall Next to Flume	1	LS	\$ 7,820.00	\$ 7,820.00
17	Install Slab and Cut-Off Wall Next to Headwall, Apron, Ramp	1	LS	\$ 7,220.00	\$ 7,220.00
TOTAL BID :					\$ 274,969.70

Addendum No.

TOTAL Addendum #31D : \$ -

Exclusions:

Traffic Control, Engineering, Profiles Not Provided.

Submitted By: Robert Cooper Date: 5/17/2019
 Robert Cooper
 Meadow Valley Contractors, Inc. d/b/a American Civil Constructors Southwest

CLARK COUNTY
REGIONAL FLOOD CONTROL DISTRICT
AGENDA ITEM

SUBJECT:

BRENT DRAINAGE SYSTEM – FLOYD LAMB PARK TO DURANGO DRIVE

PETITIONER: MIKE JANSSEN, DIRECTOR
CITY OF LAS VEGAS PUBLIC WORKS

RECOMMENDATION OF PETITIONER:

IT IS RECOMMENDED THAT THE CLARK COUNTY REGIONAL FLOOD CONTROL DISTRICT APPROVE THIS THIRD SUPPLEMENTAL INTERLOCAL CONTRACT TO EXTEND THE PROJECT COMPLETION DATE FOR BRENT DRAINAGE SYSTEM – FLOYD LAMB PARK TO DURANGO DRIVE – LAS22T15 (FOR POSSIBLE ACTION)

FISCAL IMPACT:


None.

BACKGROUND:

On August 13, 2015, the District approved an Interlocal Contract for construction and construction management associated with the Brent Drainage System – Floyd Lamb Park to Durango Drive project. A First Supplemental Interlocal Contract was approved on November 10, 2016 to extend the project completion date and a Second Supplemental Interlocal Contract was approved on February 9, 2017 to increase funding.

This Third Supplemental Interlocal Contract will extend the project completion date from December 31, 2019 to December 31, 2020 to repair damage that was done to the channel during storm events.

Respectfully submitted,



Mike Janssen, Director
Department of Public Works

TAC AGENDA ITEM # 13b Date: 05/30/2019	RFCD AGENDA ITEM # Date: 06/13/2019
CAC AGENDA ITEM # 13b Date: 06/03/2019	

Regional Flood Control District
AGENDA ITEM DEVELOPMENT

Staff Discussion:

Date: 05/20/19

**BRENT DRAINAGE SYSTEM – FLOYD LAMB PARK TO DURANGO DRIVE
THIRD SUPPLEMENTAL INTERLOCAL CONTRACT – LAS22T15**

The City of Las Vegas has submitted a request to approve a third supplemental interlocal contract for construction and construction engineering to extend the project completion date from December 31, 2019 to December 31, 2020 for the Brent Drainage System – Floyd Lamb Park to Durango Drive project.

The extension of time is necessary to repair damage that was done to the channel during storm events.

The District Attorney has reviewed the contract.

Staff Recommendation:

Approve.

Discussion by Technical Advisory Committee:

AGENDA
#13b Date: 05/30/19

Recommendation:

Discussion by Citizens Advisory Committee:

AGENDA
#13b Date: 03/03/19

Recommendation:

**THIRD SUPPLEMENTAL INTERLOCAL CONTRACT
BRENT DRAINAGE SYSTEM – FLOYD LAMB PARK TO DURANGO DRIVE**

THIS THIRD SUPPLEMENTAL INTERLOCAL CONTRACT made and entered into as of the ____ day of _____, 2019 by and between the Clark County Regional Flood Control District, hereinafter referred to as “DISTRICT”, and the City of Las Vegas hereinafter referred to as “CITY”.

WITNESSETH

WHEREAS, pursuant to Chapter 543 of the Nevada Revised Statutes, the DISTRICT may approve a project to design and construct flood control improvements, and;

WHEREAS, the flood control improvements proposed herein are the same as those generally identified in the 2013 Master Plan Update as Facility Number BRDB 0043, hereinafter referred to as “PROJECT”; and

WHEREAS, the flood control improvements proposed herein are the same as those generally identified in the 2018 Master Plan Update as Facility Number BRDB 0043, 0045 and 0058 hereinafter referred to as “PROJECT”; and

WHEREAS, the PROJECT is identified and shown on the attached Exhibit “A”; and

WHEREAS, the PROJECT has been approved by the DISTRICT on its Ten Year Construction Program; and

WHEREAS, the PROJECT has regional flood control significance and is located in the same hydrographic area as the Las Vegas Valley.

WHEREAS, the Interlocal Contract dated August 13, 2015, First Supplemental Interlocal Contract dated November 10, 2016 and Second Supplemental Interlocal Contract dated February 9, 2017 were entered into between the DISTRICT and the CITY; and,

WHEREAS, the City desires to extend the project completion date for the project.

NOW, THEREFORE, in consideration of the covenants, conditions, contracts, and promises of the parties hereto, the DISTRICT and the CITY agree to the following:

SECTION III – GENERAL, paragraph 15 shall be revised to read as follows:

15. The items covered in Section II – PROJECT COSTS must be completed to the satisfaction of the DISTRICT prior to December 31, 2020. The DISTRICT may, at any time thereafter, grant extensions or terminate this contract after (30) days notice.

The remainder of the original Interlocal Contract dated August 13, 2015, First Supplemental Interlocal Contract dated November 10, 2016 and Second Supplemental Interlocal Contract dated February 9, 2017 shall remain unchanged.

IN WITNESS WHEREOF, the Parties have caused this Third Supplemental Interlocal Contract to be executed by their duly authorized representatives the day and year first above written.

Date of Council Action

Date of District Action

City of Las Vegas

Regional Flood Control District

By: _____
Carolyn G. Goodman, Mayor

By: _____
LAWRENCE L. BROWN, III,
Chair

Attest

Attest

By: _____
LuAnn Holmes, MMC
City Clerk

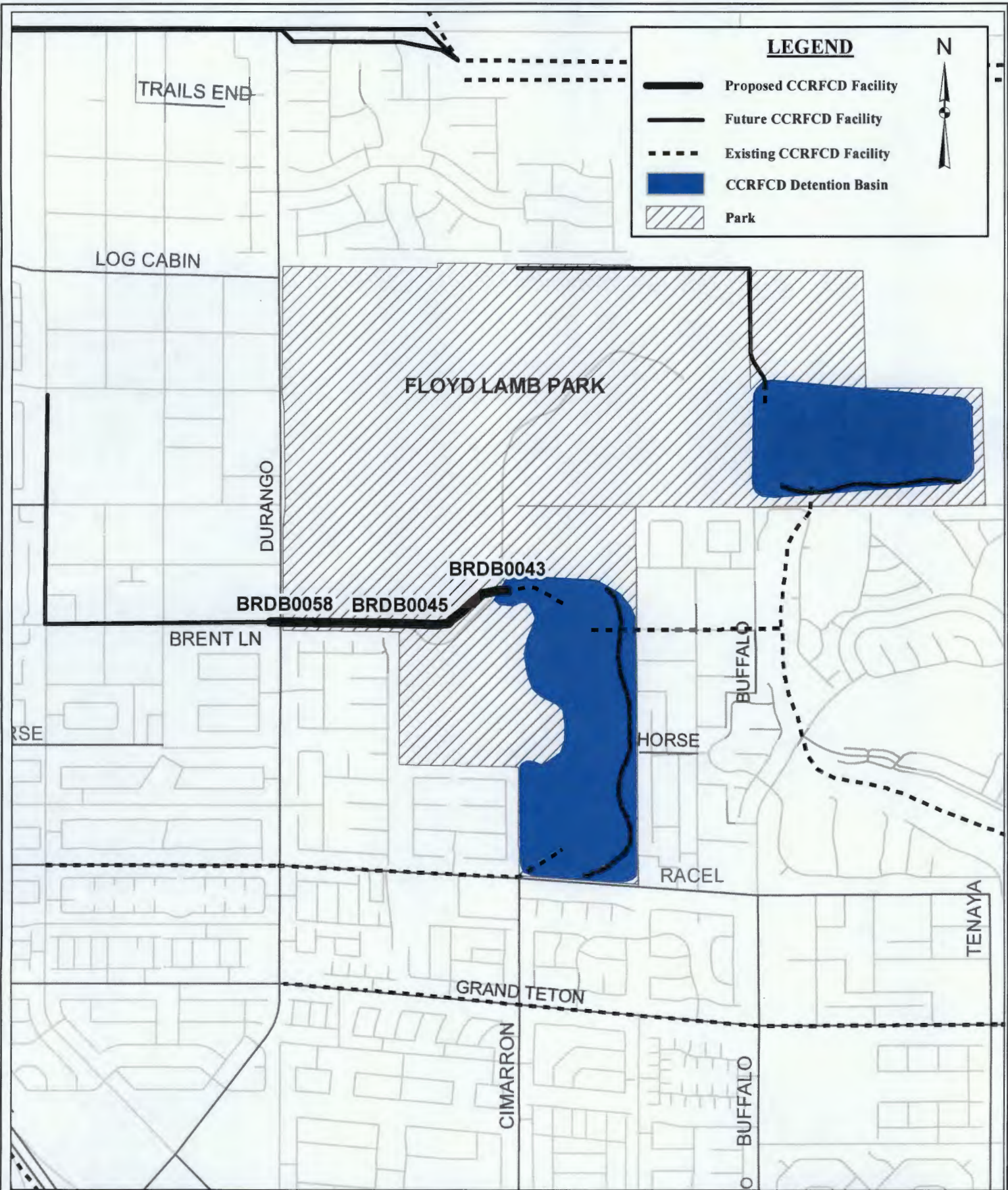
By: _____
Deanna Hughes
Secretary to the Board

Approved as to Form

Approved as to Form

By: _____ Date
Deputy City Attorney

By: _____ Date
Christopher Figgins
Chief Deputy District Attorney



**EXHIBIT A
BRENT DRAINAGE SYSTEM -
FLOYD LAMB PARK TO DURANGO (LAS22T15)**

SCALE: 1:17,000
 DRAWING NAME:
 BrentDrainageSys_FloydLamb
 to Durango.mxd
 DRAWN BY: C. JONES
 DATE: 05/15/2019
 SHEET NUMBER 1 OF 1

CLARK COUNTY
REGIONAL FLOOD CONTROL DISTRICT
AGENDA ITEM

SUBJECT: PITTMAN, HORIZON RIDGE DETENTION BASIN
PETITIONER: CITY OF HENDERSON
RECOMMENDATION OF PETITIONER: THAT THE REGIONAL FLOOD CONTROL DISTRICT APPROVE THE FIFTH SUPPLEMENTAL INTERLOCAL CONTRACT FOR DESIGN TO EXTEND THE COMPLETION DATE FOR PITTMAN, HORIZON RIDGE DETENTION BASIN – HEN05E09 (FOR POSSIBLE ACTION)

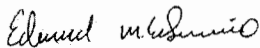
FISCAL IMPACT: None by this action.

BACKGROUND:

The District entered into an Interlocal Contract with the City of Henderson on December 10, 2009 to provide funding for design engineering, environmental mitigation costs, right-of-way engineering services, and Letter of Map Revision (CLOMR/LOMR) costs for the Horizon Ridge Debris Basin and Outfall at Sumner Ranch Road project. The City analyzed modifications to this facility as part of the Pioneer Detention Basin Expansion project. The analysis determined that a detention basin was required at this location instead of the planned debris basin. A Master Plan Amendment to make this change was approved by the Board on May 17, 2012 and by Henderson City Council on June 19, 2012. The District approved a First Supplemental Interlocal Contract on March 8, 2012 to extend the completion date of the project and a Second Supplemental Interlocal Contract on August 14, 2014 to decrease funding for right-of-way costs, increase funding for design engineering and environmental mitigation, extend the completion date and formally changed the name of the project to Pittman, Horizon Ridge Detention Basin. The Third Supplemental Interlocal Contract dated January 11, 2018 increased funding for design engineering. The Fourth Supplemental Interlocal Contract dated October 11, 2018 extended the completion date of the project.

This Fifth Supplemental Interlocal Contract will extend the completion date of the project from June 30, 2019 to June 30, 2021 to keep the design interlocal contract through the completion of construction.

Respectfully submitted,

DocuSigned by:

046713FB96714C2...

Edward McGuire, P.E.
Director of Public Works
City of Henderson

TAC AGENDA ITEM # 14a Date: 05/30/19	RFCD AGENDA ITEM # Date: 06/13/19
CAC AGENDA ITEM # 14a Date: 06/03/19	

Regional Flood Control District
AGENDA ITEM DEVELOPMENT

Staff Discussion: PITTMAN, HORIZON RIDGE DETENTION BASIN FIFTH SUPPLEMENTAL INTERLOCAL CONTRACT – HEN05E09 The City of Henderson has submitted a request to approve a fifth supplemental interlocal contract for design engineering, right-of-way and environmental mitigation to extend the project completion date from June 30, 2019 to June 30, 2021 for the Pittman, Horizon Ridge Detention Basin project. The extension of time is necessary to keep the design contract open through the completion of construction. The District Attorney has reviewed the contract.	Date: 05/20/19
Staff Recommendation: Approve.	
Discussion by Technical Advisory Committee:	AGENDA #14a Date: 05/30/19
Recommendation:	
Discussion by Citizens Advisory Committee:	AGENDA #14a Date: 06/03/19
Recommendation:	

FIFTH SUPPLEMENTAL INTERLOCAL CONTRACT
PITTMAN, HORIZON RIDGE DETENTION BASIN

THIS FIFTH SUPPLEMENTAL INTERLOCAL CONTRACT made and entered into as of the _____ day of _____, 2019, by and between the Clark County Regional Flood Control District hereinafter referred to as "DISTRICT" and City of Henderson, hereinafter referred to as "CITY".

WITNESSETH

WHEREAS, pursuant to Chapter 543 of the Nevada Revised Statutes, the DISTRICT may approve a project to design and construct flood control improvements, and;

WHEREAS, the flood control improvements proposed herein are the same as those generally identified in the 2013 Master Plan Update Structure ID Miles PTHR 0140, 0203, 0204 and 0205, hereinafter referred to as "PROJECT"; and

WHEREAS, the flood control improvements proposed herein are the same as those generally identified in the 2018 Master Plan Update Structure ID Miles PTHR 0140, 0152, 0171, 0173, 0203, 0204 and 0205, hereinafter referred to as "PROJECT"; and

WHEREAS, the PROJECT is identified and shown on the attached Exhibit "A"; and

WHEREAS, the PROJECT has been approved by the DISTRICT on its Ten Year Construction Program; and

WHEREAS, the PROJECT has regional flood control significance and is located in the same hydrographic area as the CITY, and the COUNTY OF CLARK; and

WHEREAS, an Interlocal Contract dated December 10, 2009, a First Supplemental Interlocal Contract dated March 8, 2012, a Second Supplemental Interlocal Contract dated August

14, 2014, a Third Supplemental Interlocal Contract dated January 11, 2018 and a Fourth Supplemental Interlocal Contract dated October 11, 2018 were entered into between the DISTRICT and the CITY for design of the Pittman, Horizon Ridge Detention Basin; and

WHEREAS, the CITY wishes to extend the project completion date for the PROJECT.

NOW, THEREFORE, in consideration of the covenants, conditions, contracts, and promises of the parties hereto, the DISTRICT and the CITY agree to the following:

SECTION III – GENERAL, paragraph 14 shall be revised to read:

14. The items covered in SECTION II - PROJECT COSTS must be completed to the satisfaction of the DISTRICT prior to June 30, 2021. The DISTRICT may, at any time thereafter, grant extensions or terminate this CONTRACT after thirty (30) days notice.

The remainder of the original Interlocal Contract dated December 10, 2009, First Supplemental Interlocal Contract dated March 8, 2012, Second Supplemental Interlocal Contract dated August 14, 2014, Third Supplemental Interlocal Contract dated January 11, 2018 and Fourth Supplemental Interlocal Contract dated October 11, 2018 shall remain unchanged.

...
...
...
...
...
...
...
...

IN WITNESS WHEREOF, this Fifth Supplemental Interlocal Contract is hereby executed as of the date first set forth above.

Date of District Action:

REGIONAL FLOOD CONTROL DISTRICT

ATTEST:

BY: _____
LAWRENCE L. BROWN III, Chair

DEANNA HUGHES, Secretary to the Board

Approved as to Form:

BY: _____
CHRISTOPHER FIGGINS
Chief Deputy District Attorney

Date of Council Action:

CITY OF HENDERSON

Richard A. Derrick, City Manager/CEO

ATTEST:

Approved as to Form:

Sabrina Mercadante, MMC, City Clerk

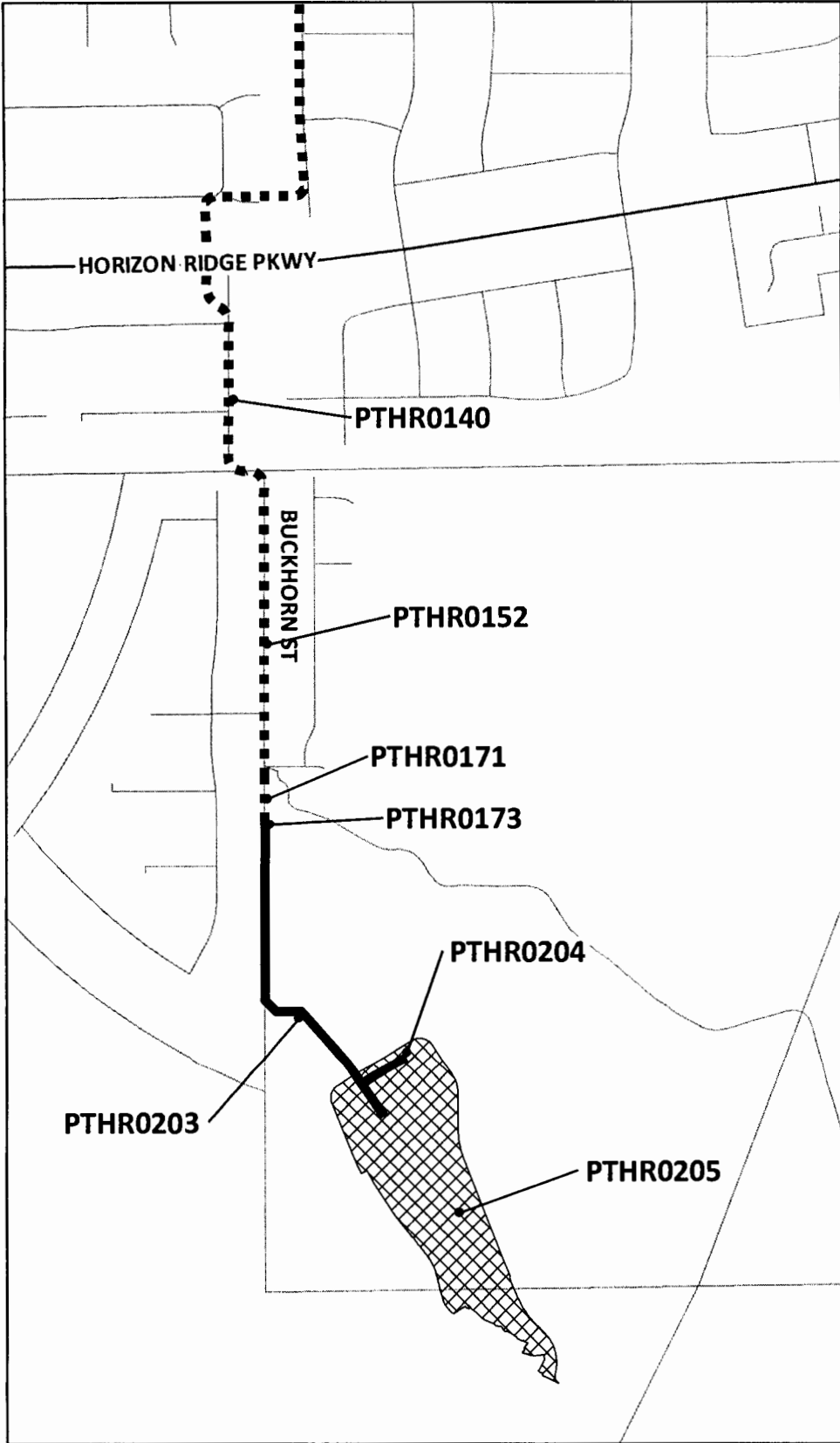
Nicholas G. Vaskov, City Attorney

Approved as to Funding:


Approved as to Content:

Jim McIntosh
Finance Director
Chief Financial Officer

Edward McGuire
Director of Public Works

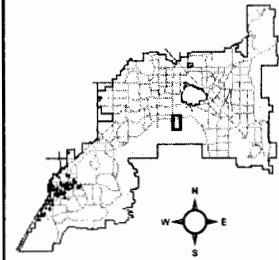


PUBLIC WORKS
DEPARTMENT



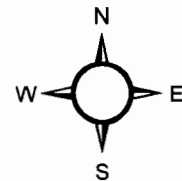
City of Henderson
REGIONAL FLOOD
CONTROL DISTRICT

EXHIBIT A



Legend

- ■ ■ Existing MPU Facility
- Proposed MPU Facility
- ▨ Proposed Basin



This map is offered as a general reference guide only. Neither warranty of accuracy is intended nor should any be assumed.

MAP NAME:

EXHIBIT A

AUTHOR: DATE:

KCL 5/15/2019

FILE:

EXHIBIT A PITTMAN, HORIZON RIDGE DETENTION BASIN (HEN05G09)

P:\workareas\pworks\FloodControl\ExhibitA\mxds\HEN05E09_rev01_2019

CLARK COUNTY
REGIONAL FLOOD CONTROL DISTRICT
AGENDA ITEM

SUBJECT: HORIZON RIDGE DETENTION BASIN
PETITIONER: CITY OF HENDERSON
RECOMMENDATION OF PETITIONER: THAT THE REGIONAL FLOOD CONTROL DISTRICT APPROVE THE THIRD SUPPLEMENTAL INTERLOCAL CONTRACT FOR CONSTRUCTION TO EXTEND THE COMPLETION DATE FOR THE HORIZON RIDGE DETENTION BASIN – HEN05G16 (FOR POSSIBLE ACTION)

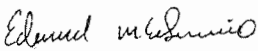
FISCAL IMPACT: None by this action.

BACKGROUND:

On April 14, 2016, the District entered into an Interlocal Contract with the City to provide funding for construction and construction engineering for the Horizon Ridge Detention Basin project. The proposed detention basin is located in Henderson, Nevada and sited on land owned by the City of Henderson approximately 3,000 feet southeast of the intersection of Gibson Road and Horizon Ridge Parkway. The First Supplemental Interlocal Contract dated January 11, 2018 decreased construction and construction engineering funding. The Second Supplemental Interlocal Contract dated October 11, 2018 extended the completion date of the project.

This Third Supplemental Interlocal Contract will extend the completion date of the project from June 30, 2019 to June 30, 2020 to allow for completion of construction and project close out.

Respectfully submitted,

DocuSigned by:

046713FB96714C2...

Edward McGuire, P.E.
Director of Public Works
City of Henderson

TAC AGENDA ITEM # 14b Date: 05/30/19	RFCD AGENDA ITEM # Date: 06/13/19
CAC AGENDA ITEM # 14b Date: 06/03/19	

Regional Flood Control District
AGENDA ITEM DEVELOPMENT

Staff Discussion:

Date: 05/20/19

HORIZON RIDGE DETENTION BASIN
THIRD SUPPLEMENTAL INTERLOCAL CONTRACT – HEN05G16

The City of Henderson has submitted a request to approve a third supplemental interlocal contract for construction and construction engineering to extend the project completion date from June 30, 2019 to June 30, 2020 for the Pittman, Horizon Ridge Detention Basin project.

The extension of time is necessary to complete construction and close out the project.

The District Attorney has reviewed the contract.

Staff Recommendation:

Approve.

Discussion by Technical Advisory Committee:

AGENDA
#14b Date: 05/30/19

Recommendation:

Discussion by Citizens Advisory Committee:

AGENDA
#14b Date: 06/03/19

Recommendation:

THIRD SUPPLEMENTAL INTERLOCAL CONTRACT
HORIZON RIDGE DETENTION BASIN

THIS THIRD SUPPLEMENTAL INTERLOCAL CONTRACT made and entered into as of the _____ day of _____, 2019, by and between the Clark County Regional Flood Control District hereinafter referred to as "DISTRICT" and City of Henderson, hereinafter referred to as "CITY".

W I T N E S S E T H

WHEREAS, pursuant to Chapter 543 of the Nevada Revised Statutes, the DISTRICT may approve a project to design and construct flood control improvements, and;

WHEREAS, the flood control improvements proposed herein are the same as those generally identified in the 2018 Master Plan Update Structure No. PTHR 0203, 0204 and 0205, hereinafter referred to as "PROJECT"; and

WHEREAS, the PROJECT is identified and shown on the attached Exhibit "A"; and

WHEREAS, the PROJECT has been approved by the DISTRICT on its Ten Year Construction Program;

WHEREAS, an interlocal contract was approved by the DISTRICT and the CITY on April 14, 2016, a First Supplemental interlocal contract was approved on January 11, 2018 and a Second Supplemental Interlocal contract was approved October 11, 2018 to provide construction and construction engineering funding;

WHEREAS, the CITY wishes to extend the project completion date. and

WHEREAS, the PROJECT has regional flood control significance and is located in the same hydrographic area as the CITY, and the COUNTY OF CLARK.

NOW, THEREFORE, in consideration of the covenants, conditions, contracts, and promises of the parties hereto, the DISTRICT and the CITY agree to the following:

SECTION III – GENERAL, paragraph 15 shall be revised to read:

15. The items covered in SECTION II - PROJECT COSTS must be completed to the satisfaction of the DISTRICT prior to June 30, 2020. The DISTRICT may, at any time thereafter, grant extensions or terminate this CONTRACT after thirty (30) days notice.

...
...
...
...
...
...
...
...
...
...
...
...
...
...
...
...
...
...
...
...
...

The remainder of the original Interlocal Contract dated April 14, 2016, First Supplemental Interlocal Contract dated January 11, 2018 and Second Supplemental Interlocal Contract dated October 11, 2018 shall remain unchanged.

IN WITNESS WHEREOF, this Third Supplemental Interlocal Contract is hereby executed as of the date first set forth above.

Date of District Action:

REGIONAL FLOOD CONTROL DISTRICT

ATTEST: _____

BY: _____
LAWRENCE L. BROWN III, Chair

DEANNA HUGHES, Secretary to the Board

Approved as to Form:

BY: _____
CHRISTOPHER FIGGINS
Chief Deputy District Attorney

Date of Council Action:

CITY OF HENDERSON

Richard A. Derrick, City Manager/CEO

ATTEST:

Approved as to Form:

Sabrina Mercadante, MMC, City Clerk

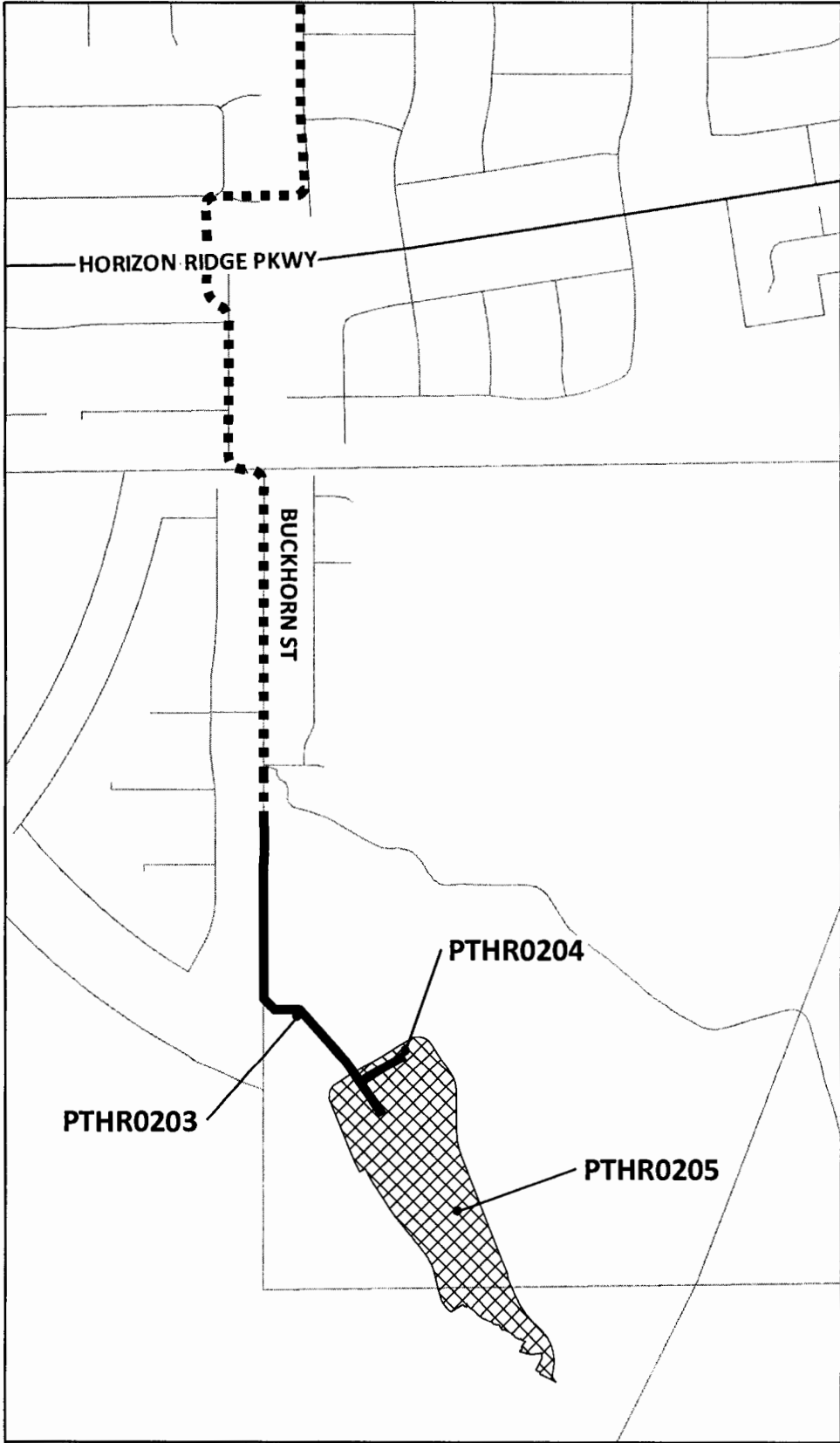
Nicholas G. Vaskov, City Attorney

Approved as to Funding:

Approved as to Content:

Jim McIntosh
Finance Director
Chief Financial Officer

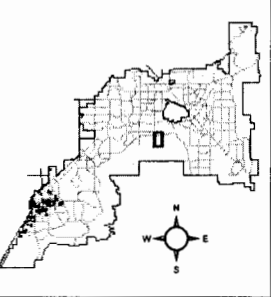
Edward McGuire
Director of Public Works



PUBLIC WORKS DEPARTMENT

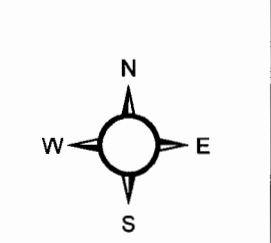
A Place To Call Home

City of Henderson
REGIONAL FLOOD CONTROL DISTRICT
EXHIBIT A



Legend

- ■ ■ Existing MPU Facility
- Proposed MPU Facility
- ▣ Proposed Basin



This map is offered as a general reference guide only. Neither warranty of accuracy is intended nor should any be assumed.

MAP NAME:
EXHIBIT A
AUTHOR: KCL **DATE:** 5/15/2019

EXHIBIT A HORIZON RIDGE DETENTION BASIN (HEN05G16)

FILE:
P:\workareas\pworks\FloodControl\ExhibitA\mxds\HEN05E09_rev01_2019

**CLARK COUNTY
REGIONAL FLOOD CONTROL DISTRICT**

AGENDA ITEM

SUBJECT:
FAIRGROUNDS DETENTION BASIN
PETITIONER:
DENIS CEDERBURG, DIRECTOR OF PUBLIC WORKS
RECOMMENDATION OF PETITIONER:
THAT THE REGIONAL FLOOD CONTROL DISTRICT APPROVE SUPPLEMENTAL NO. 4 TO THE INTERLOCAL CONTRACT FOR DESIGN TO INCREASE FUNDING FOR FAIRGROUNDS DETENTION BASIN - MOA03A11 (FOR POSSIBLE ACTION)

FISCAL IMPACT:

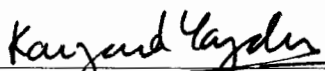
	<u>CURRENT</u>	<u>REVISED</u>	<u>FISCAL IMPACT</u>
Design	\$ 700,000.00	\$ 727,000.00	\$ 27,000.00
Right-of-Way	\$ 74,500.00	\$ 95,000.00	\$ 20,500.00
Environmental Mitigation	\$ 172,500.00	\$ 172,500.00	\$ 0.00
Emergency Action Plan	\$ 17,000.00	\$ 17,000.00	\$ 0.00
Total ILC Value	\$ 964,000.00	\$ 1,011,500.00	\$ 47,500.00

BACKGROUND:

On February 10, 2011, the Regional Flood Control District entered into an interlocal contract with Clark County to provide funding for design engineering, right-of-way, and environmental mitigation for the subject project. Supplemental No. 1 dated November 10, 2011 provided additional design, right-of-way, and environmental mitigation funds. Supplemental No. 2 dated May 17, 2012 added Structure Nos. FGWS 0000 and 0113 to the scope. Supplemental No. 3 dated June 11, 2015 provided additional funding for design and environmental mitigation, and added a line item for an emergency action plan. This supplemental interlocal contract will provide additional right-of-way funds to acquire easements and rights-of-way needed for construction.

Respectfully submitted,

TAC AGENDA ITEM # 15a Date: 05.30.19	RFCD AGENDA ITEM # Date: 06.13.19
CAC AGENDA ITEM # 15a Date: 06.03.19	


 for DENIS CEDERBURG
 Director of Public Works

Regional Flood Control District
AGENDA ITEM DEVELOPMENT

Staff Discussion:

Date: 05/20/19

**FAIRGROUNDS DETENTION BASIN
FOURTH SUPPLEMENTAL INTERLOCAL CONTRACT – MOA03A11**

Clark County has submitted a request to approve a fourth supplemental interlocal contract for design engineering, right-of-way, environmental mitigation and an emergency action plan to increase funding in the amount of \$47,500 for the Fairgrounds Detention Basin project.

The increase is necessary to provide additional right-of-way funds to acquire easements and right-of-way needed for construction. District funding will be provided as follows:

	Current Funding	Increase/Decrease	Proposed Funding
Design Engineering	\$700,000	\$27,000	\$ 727,000
Right-of-Way	\$ 74,500	\$20,500	\$ 95,000
Environmental Mitigation	\$172,500	\$ 0	\$ 172,500
Emergency Action Plan	\$ 17,000	\$ 0	\$ 17,000
Total ILC Value	\$964,000	\$47,500	\$1,011,500

The District Attorney has reviewed the contract.

Staff Recommendation:

Approve subject to approval of the Ten-Year Construction Program Amendment item on this agenda.

Discussion by Technical Advisory Committee:

AGENDA
#15a Date: 05/30/19

Recommendation:

Discussion by Citizens Advisory Committee:

AGENDA
#15a Date: 06/03/19

Recommendation:

**SUPPLEMENTAL NO. 4 TO THE INTERLOCAL CONTRACT FOR
FAIRGROUNDS DETENTION BASIN**

THIS SUPPLEMENTAL INTERLOCAL CONTRACT, made and entered into this _____ day of _____, 2019, by and between the Clark County Regional Flood Control District, hereinafter referred to as “DISTRICT”, and the County of Clark, hereinafter referred to as “COUNTY”.

W I T N E S S E T H

WHEREAS, pursuant to Chapter 543 of the Nevada Revised Statutes, the DISTRICT may approve a project to design and construct flood control improvements; and

WHEREAS, the flood control improvements proposed herein are generally described in the 2011 Master Plan Update for Moapa Valley, Structure No. FGWS 0000, 0113, 0164, 0165 and 0166, hereinafter referred to as “Project”; and

WHEREAS, the flood control improvements proposed herein are generally described in the 2016 Master Plan Update for Moapa Valley, Structure No. FGWS 0000, 0075, 0105, 0128, 0164, 0165 and 0166, hereinafter referred to as “Project”; and

WHEREAS, the Project is identified and shown on the attached Exhibit “A”; and

WHEREAS, the Project has been approved by the DISTRICT on its annual Ten Year Construction Program; and

WHEREAS, the DISTRICT approved interlocal contracts to provide funds for design, right-of-way acquisition, environmental mitigation and an emergency action plan for the Project; and

WHEREAS, it is necessary to increase funding for the Project; and

WHEREAS, the Project has regional flood control significance and is located in the unincorporated area of Clark County outside of the Las Vegas Valley.

NOW, THEREFORE, in consideration of the covenants, conditions, contracts, and promises of the parties hereto, the DISTRICT and the COUNTY agree to supplement the Interlocal Contract approved February 10, 2011; and supplemental interlocal contracts approved November 10, 2011; May 17, 2012; and June 11, 2015 as follows:

SECTION II - PROJECT COSTS, shall be changed to read as follows:

The DISTRICT agrees to fund Project costs within the limits specified below:

1. Design in an amount not to exceed \$727,000.00.
2. Right-of-way acquisition including appraisals, title and escrow, negotiations, legal fees, recording fees, etc. in an amount not to exceed \$95,000.00.
3. Environmental mitigation in an amount not to exceed \$172,500.00.
4. Emergency Action Plan in an amount not to exceed \$17,000.00
5. The total cost of this Interlocal Contract shall not exceed \$1,011,500.00, which includes all the items described in the paragraphs above.
6. If at any time during the term of this contract the entity determines that a portion of the funds provided pursuant to this Contract will not be needed for the project, then the entity will notify the District in writing of the amount of funds that are not anticipated to be used for the project. Upon receipt of said notification the District's obligation to pay the maximum amount set forth herein will automatically be reduced by the amount specified in the notification.
7. A written request must be made to the DISTRICT and approved by the Board to reallocate funds between phases of the Project. No other approval by the Lead Entity is required.
8. A written request must be made to the DISTRICT and a supplemental interlocal contract approved by the Board to increase the total cost of the contract noted above prior to payment of any additional funds.

The remainder of the original Interlocal Contract and supplemental Interlocal Contracts remains unchanged.

IN WITNESS WHEREOF, this Supplemental No. 4 to the Interlocal Contract is hereby executed as of the date first set forth above.

Date of Commission Action: CLARK COUNTY BOARD OF COMMISSIONERS

By: _____
MARILYN KIRKPATRICK
Chair

Attest:

LYNN MARIE GOYA
County Clerk

Date of District Action: REGIONAL FLOOD CONTROL DISTRICT

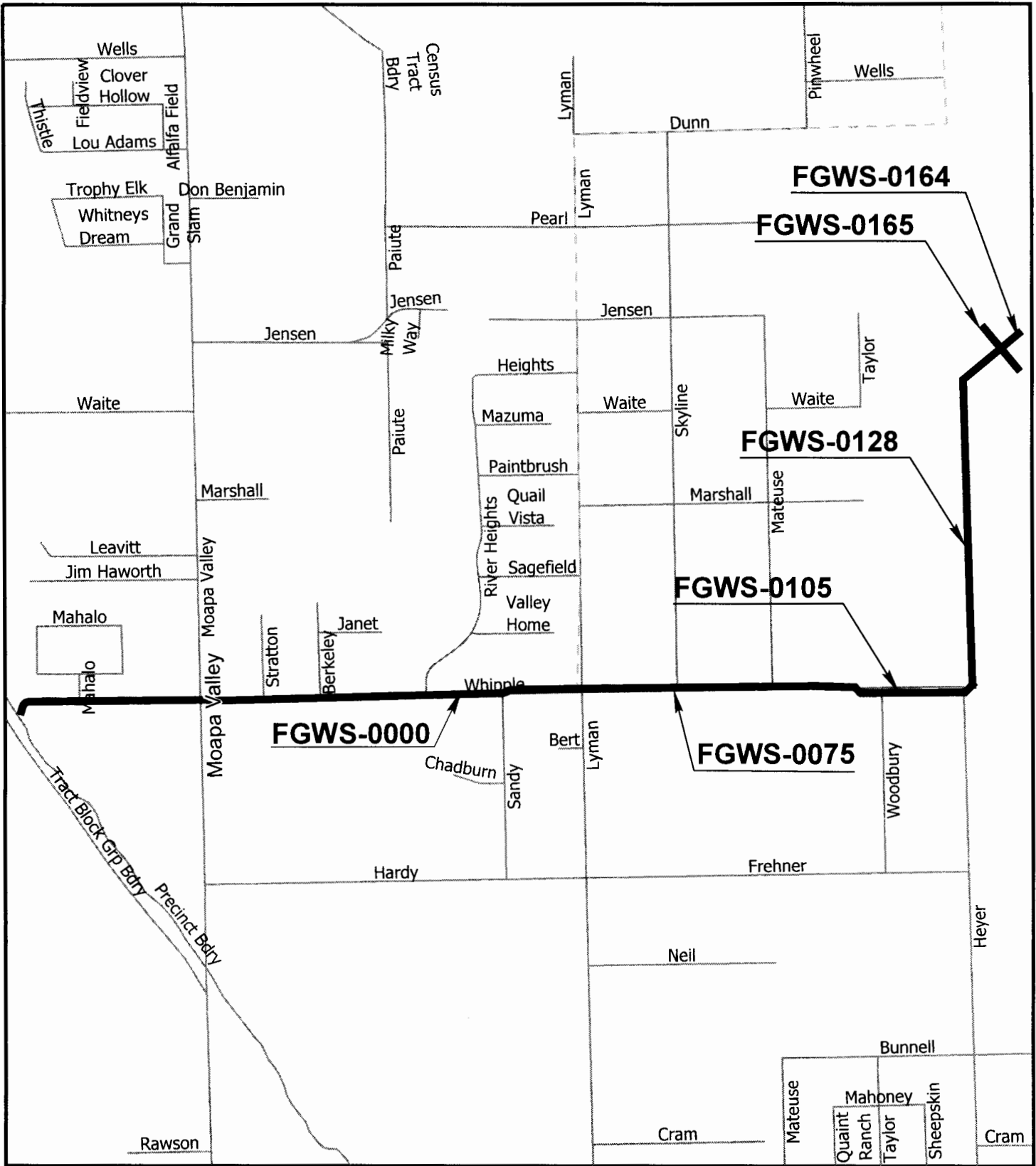
By: _____
LAWRENCE L. BROWN, III, Chair

Attest:

DEANNA HUGHES
Secretary to the Board

Approved as to Form:

CHRISTOPHER FIGGINS
Chief Deputy District Attorney



Legend

- Proposed
- Existing

Exhibit A



Project Number: MOA03A11

**Fairgrounds
Detention Basin**

CLARK COUNTY PUBLIC WORKS

SCALE: NOT TO SCALE

DATE: 05-17-19

SHEET NUMBER: 1 OF 1

**CLARK COUNTY
REGIONAL FLOOD CONTROL DISTRICT**

AGENDA ITEM

SUBJECT:
FLAMINGO WASH, EASTERN AVENUE
PETITIONER:
DENIS CEDERBURG, DIRECTOR OF PUBLIC WORKS
RECOMMENDATION OF PETITIONER:
THAT THE REGIONAL FLOOD CONTROL DISTRICT APPROVE SUPPLEMENTAL NO. 1 TO THE INTERLOCAL CONTRACT FOR CONSTRUCTION TO INCREASE FUNDING FOR FLAMINGO WASH, EASTERN AVENUE- CLA04W16 (FOR POSSIBLE ACTION)

FISCAL IMPACT:


	<u>CURRENT</u>	<u>REVISED</u>	<u>FISCAL IMPACT</u>
Construction	\$ 1,315,000.00	\$ 1,315,000.00	\$ 0.00
Construction Management	\$ 105,000.00	\$ 202,000.00	\$ 97,000.00
Total ILC Value	\$ 1,420,000.00	\$ 1,517,000.00	\$ 97,000.00

BACKGROUND:

On May 19, 2016, the Regional Flood Control District entered into an interlocal contract with Clark County to provide funding for construction and construction engineering for the subject project. The County now requests an increase in construction management due to in house labor costs.

Respectfully submitted,

TAC AGENDA ITEM # 15b Date: 5/30/2019	RFCD AGENDA ITEM # Date: 6/13/2019
CAC AGENDA ITEM # 15b Date: 6/3/2019	


for DENIS CEDERBURG
Director of Public Works

Regional Flood Control District
AGENDA ITEM DEVELOPMENT

Staff Discussion:

Date: 05/20/19

FLAMINGO WASH, EASTERN AVENUE
FIRST SUPPLEMENTAL INTERLOCAL CONTRACT – CLA04W16

Clark County has submitted a request to approve a first supplemental interlocal contract for construction and construction engineering to increase funding in the amount of \$97,000 for the Flamingo Wash, Eastern Avenue project.

The increase is necessary to cover in-house labor costs. District funding will be provided as follows:

	Current Funding	Increase/Decrease	Proposed Funding
Construction	\$1,315,000	\$ 0	\$1,315,000
Construction Engineering	\$ 105,000	\$97,000	\$ 202,000
Total ILC Value	\$1,420,000	\$97,000	\$1,517,000

The District Attorney has reviewed the contract.

Staff Recommendation:

Approve subject to approval of the Ten-Year Construction Program Amendment item on this agenda.

Discussion by Technical Advisory Committee:

AGENDA
#15b Date: 05/30/19

Recommendation:

Discussion by Citizens Advisory Committee:

AGENDA
#15b Date: 06/03/19

Recommendation:

**SUPPLEMENTAL NO. 1 INTERLOCAL CONTRACT FOR
FLAMINGO WASH, EASTERN AVENUE**

THIS FIRST SUPPLEMENTAL INTERLOCAL CONTRACT, made and entered into this ____ day of _____, 2019, by and between the Clark County Regional Flood Control District, hereinafter referred to as “DISTRICT”, and the County of Clark, hereinafter referred to as “COUNTY”.

WITNESSETH

WHEREAS, pursuant to Chapter 543 of the Nevada Revised Statutes, the DISTRICT may approve a project to design and construct flood control improvements; and

WHEREAS, the flood control improvements proposed herein are generally described in the 2018 Master Plan Update, Structures Nos. FLWA 0472, hereinafter referred to as “Project”; and

WHEREAS, the Project is identified and shown on the attached Exhibit “A”; and

WHEREAS, the Project has been approved by the DISTRICT on its annual Ten Year Construction Program; and

WHEREAS, the Project has regional flood control significance and is located in the same hydrographic area as the Las Vegas Valley; and

WHEREAS, the COUNTY requests an increase in funding for the project; and

NOW, THEREFORE, in consideration of the covenants, conditions, contracts, and promises of the parties hereto, the DISTRICT and the COUNTY agree to supplement the Interlocal Contract approved May 19, 2016 as follows:

SECTION II - PROJECT COSTS, shall be changed to read as follows:

The DISTRICT agrees to fund Project costs within the limits specified below:

1. Construction in an amount not to exceed \$1,315,000.00.
2. Construction management in an amount not to exceed \$202,000.00.
3. The total cost of this Interlocal Contract shall not exceed \$1,517,000.00, which includes all the items described in the paragraphs above.

IN WITNESS WHEREOF, this Supplemental Interlocal Contract No. 1 is hereby executed as of the date first set forth above.

Date of Commission Action: CLARK COUNTY BOARD OF COMMISSIONERS

By: _____
MARILYN KIRKPATRICK
Chair

Attest:

LYNN MARIE GOYA
County Clerk

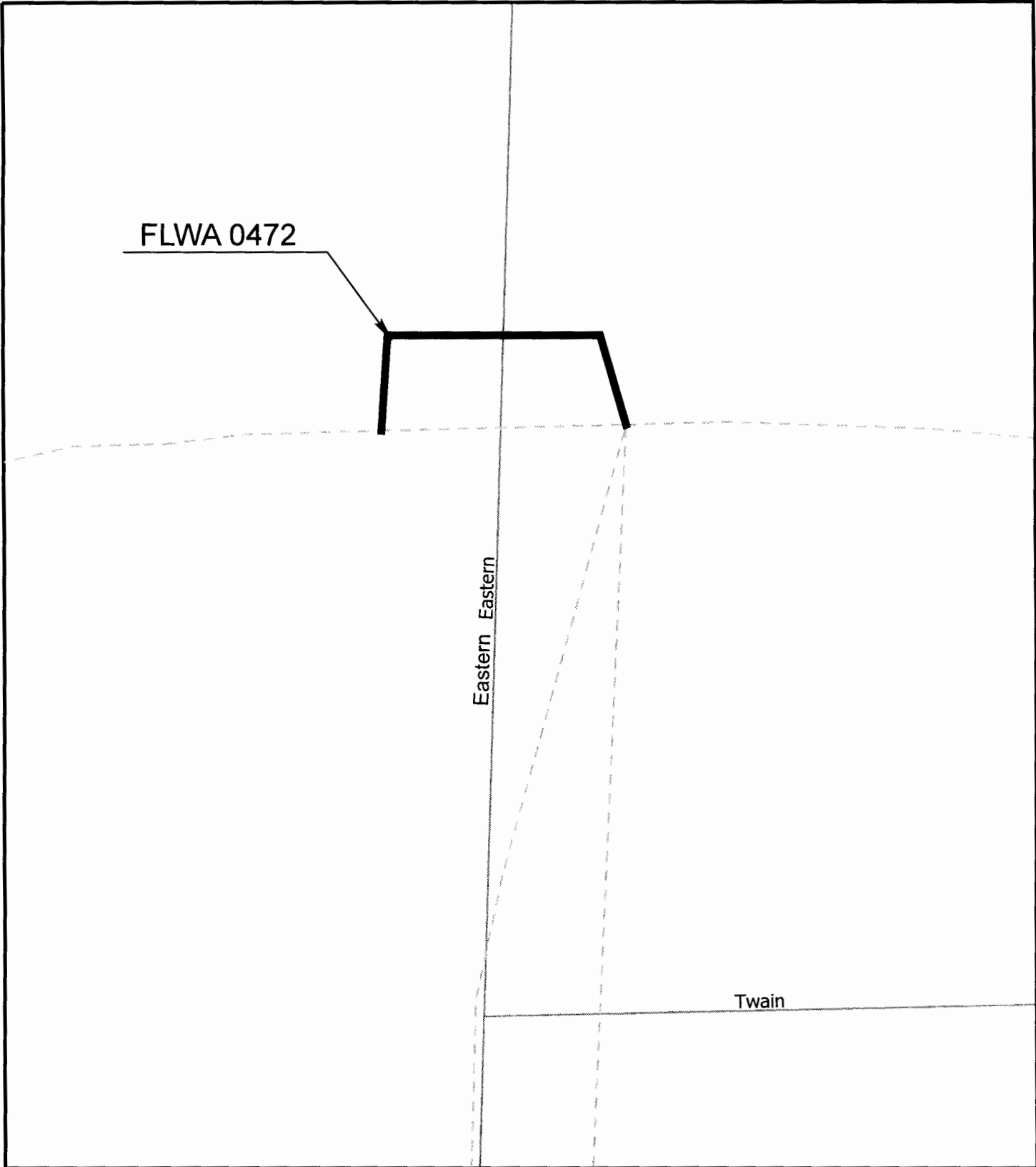
Date of District Action: REGIONAL FLOOD CONTROL DISTRICT

By: _____
LAWRENCE L. BROWN, III, Chair

Attest:

DEANNA HUGHES
Secretary to the Board
Approved as to Form:


CHRISTOPHER FIGGINS
Chief Deputy District Attorney



Legend

- Proposed
- Existing

Exhibit A



Project Number: CLA04W16

**Flamingo Wash
Eastern Avenue**

CLARK COUNTY PUBLIC WORKS

SCALE: NOT TO SCALE

DATE: 05-17-19

SHEET NUMBER: 1 OF 1

**CLARK COUNTY
REGIONAL FLOOD CONTROL DISTRICT**

AGENDA ITEM

SUBJECT: AIRPORT CHANNEL - NAPLES
PETITIONER: DENIS CEDERBURG, DIRECTOR OF PUBLIC WORKS
RECOMMENDATION OF PETITIONER: THAT THE REGIONAL FLOOD CONTROL DISTRICT APPROVE SUPPLEMENTAL NO. 3 TO THE INTERLOCAL CONTRACT FOR DESIGN TO INCREASE FUNDING FOR AIRPORT CHANNEL - NAPLES - CLA10H13 (FOR POSSIBLE ACTION)

FISCAL IMPACT:	<u>CURRENT</u>	<u>REVISED</u>	<u>FISCAL IMPACT</u>
Design	\$ 1,101,000.00	\$ 1,151,000.00	\$ 50,000.00
Right-of-Way	\$ 2,000.00	\$ 2,000.00	\$ 0.00
Environmental Mitigation	\$ 47,000.00	\$ 47,000.00	\$ 0.00
Total ILC Value	\$ 1,150,000.00	\$ 1,200,000.00	\$ 50,000.00


BACKGROUND:

On September 12, 2013, the Regional Flood Control District entered into an interlocal contract with Clark County to provide funding for design, right-of-way, and environmental mitigation for the subject project. Supplemental No. 1 dated May 21, 2015 increased funds for design engineering and right-of-way and Supplemental No. 2 dated June 14, 2018 increased funds for design engineering and environmental mitigation, extended the term of the contract and changed the scope of the project.

Additional funds are now required for in-house labor costs.

Respectfully submitted,

TAC AGENDA ITEM # 15c Date: 05.30.19	RFCD AGENDA ITEM # Date: 06.13.19
CAC AGENDA ITEM # 15c Date: 06.03.19	

for 
DENIS CEDERBURG
Director of Public Works

Regional Flood Control District
AGENDA ITEM DEVELOPMENT

Staff Discussion:

Date: 05/20/19

AIRPORT CHANNEL – NAPLES
THIRD SUPPLEMENTAL INTERLOCAL CONTRACT – CLA10H13

Clark County has submitted a request to approve a third supplemental interlocal contract for design engineering, right-of-way and environmental mitigation to increase funding in the amount of \$50,000 for the Airport Channel – Naples project.

The increase is necessary to cover in-house labor costs. District funding will be provided as follows:

	Current Funding	Increase/Decrease	Proposed Funding
Design Engineering	\$1,101,000	\$50,000	\$1,151,000
Right-of-Way	\$ 2,000	\$ 0	\$ 2,000
Environmental Mitigation	\$ 47,000	\$ 0	\$ 47,000
Total ILC Value	\$1,150,000	\$50,000	\$1,200,000

The District Attorney has reviewed the contract.

Staff Recommendation:

Approve subject to approval of the Ten-Year Construction Program Amendment item on this agenda.

Discussion by Technical Advisory Committee:

AGENDA
#15c Date: 05/30/19

Recommendation:

Discussion by Citizens Advisory Committee:

AGENDA
#15c Date: 06/03/19

Recommendation:

**SUPPLEMENTAL NO. 3 TO THE INTERLOCAL CONTRACT FOR
AIRPORT CHANNEL – NAPLES**

THIS THIRD SUPPLEMENTAL INTERLOCAL CONTRACT, made and entered into this ____ day of _____, 2019, by and between the Clark County Regional Flood Control District, hereinafter referred to as “DISTRICT”, and the County of Clark, hereinafter referred to as “COUNTY”.

W I T N E S S E T H

WHEREAS, pursuant to Chapter 543 of the Nevada Revised Statutes, the DISTRICT may approve a project to design and construct flood control improvements; and

WHEREAS, the flood control improvements proposed herein are generally described in the 2013 Clark County Flood Control Master Plan Update, Structures Nos TRMC 0013, 0031 and 0033, hereinafter referred to as “Project”; and

WHEREAS, the flood control improvements proposed herein are generally described in the 2018 Clark County Flood Control Master Plan Update, Structures Nos TRMC 0013, 0014, 0031 and 0033, hereinafter referred to as “Project”; and

WHEREAS, the Project is identified and shown on the attached Exhibit “A”; and

WHEREAS, the Project has been approved by the DISTRICT on its annual Ten Year Construction Program; and

WHEREAS, the DISTRICT approved interlocal contracts to provide funds for design, right-of-way acquisition, and environmental mitigation of the Project; and

WHEREAS, it is necessary to increase funding, and

WHEREAS, the Project has regional flood control significance and is located in the same hydrographic area as the Las Vegas Valley.

NOW, THEREFORE, in consideration of the covenants, conditions, contracts, and promises of the parties hereto, the DISTRICT and the COUNTY agree to supplement the Interlocal Contract approved September 12, 2013 and Supplemental Interlocal Contracts dated May 21, 2015, and June 14, 2018 as follows:

SECTION II - PROJECT COSTS, shall be changed to read as follows:

The DISTRICT agrees to fund Project costs within the limits specified below:

1. Design in an amount not to exceed \$1,151,000.00.
2. Right-of-way acquisition including appraisals, title and escrow, negotiations, legal fees, recording fees, etc. in an amount not to exceed \$2,000.00.
3. Environmental Mitigation in an amount not to exceed \$47,000.00.
4. The total cost of this Interlocal Contract shall not exceed \$1,200,000.00, which includes all the items described in the paragraphs above.
5. If at any time during the term of this contract the entity determines that a portion of the funds provided pursuant to this Contract will not be needed for the project, then the entity will notify the District in writing of the amount of funds that are not anticipated to be used for the project. Upon receipt of said notification the District's obligation to pay the maximum amount set forth herein will automatically be reduced by the amount specified in the notification.
6. A written request must be made to the DISTRICT and approved by the Board to reallocate funds between phases of the Project. No other approval by the Lead Entity is required.
7. A written request must be made to the DISTRICT and a supplemental interlocal contract approved by the Board to increase the total cost of the contract noted above prior to payment of any additional funds.

The remainder of the original Interlocal Contract and Supplemental Interlocal Contracts remains unchanged.

///

///

///

///

///

///

///

IN WITNESS WHEREOF, this Supplemental No. 3 to the Interlocal Contract is hereby executed as of the date first set forth above.

Date of Commission Action: CLARK COUNTY BOARD OF COMMISSIONERS

By: _____
MARILYN KIRKPATRICK
Chair

Attest:

LYNN MARIE GOYA
County Clerk

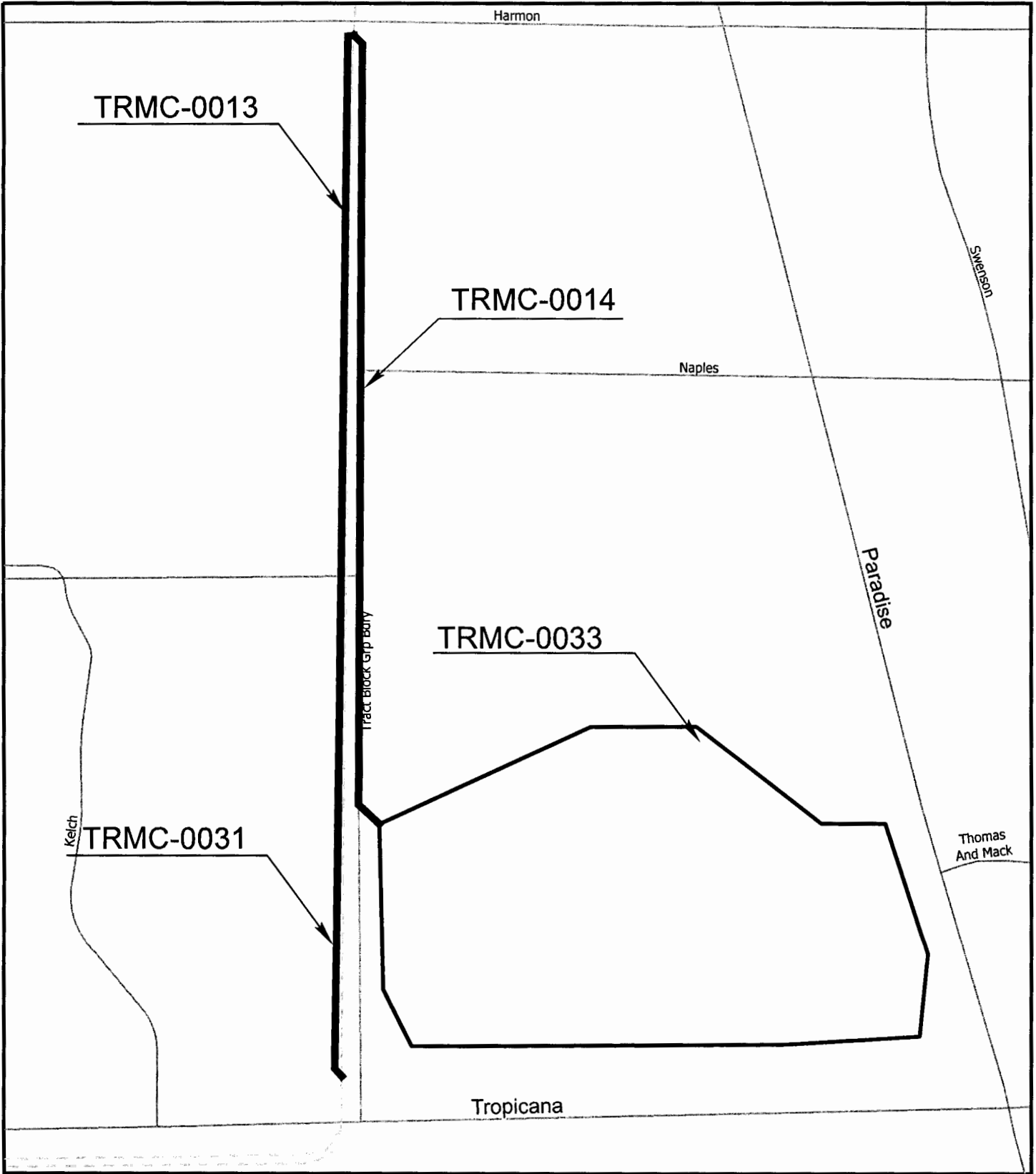
Date of District Action: REGIONAL FLOOD CONTROL DISTRICT

By: _____
LAWRENCE L. BROWN, III, Chair

Attest:

DEANNA HUGHES
Secretary to the Board
Approved as to Form:

CHRISTOPHER FIGGINS
Chief Deputy District Attorney



Legend





-  Proposed
-  Proposed
-  Existing

Exhibit A



Project Number: CLA10H13

Airport Channel - Naples

CLARK COUNTY PUBLIC WORKS

SCALE: NOT TO SCALE

DATE: 05-21-19

SHEET NUMBER: 1 OF 1

**CLARK COUNTY
REGIONAL FLOOD CONTROL DISTRICT**

AGENDA ITEM

<p>SUBJECT: LAS VEGAS WASH – SLOAN CHANNEL TO BONANZA ROAD AND FLAMINGO WASH BELOW NELLIS BOULEVARD (FORMERLY KNOWN AS LAS VEGAS WASH, SLOAN CHANNEL TO CEDAR AVENUE)</p>
<p>PETITIONER: DENIS CEDERBURG, DIRECTOR OF PUBLIC WORKS</p>
<p>RECOMMENDATION OF PETITIONER: THAT THE REGIONAL FLOOD CONTROL DISTRICT APPROVE SUPPLEMENTAL NO. 5 TO THE INTERLOCAL CONTRACT FOR DESIGN INCREASE FUNDING FOR LAS VEGAS WASH - SLOAN CHANNEL TO BONANZA AND FLAMINGO WASH BELOW NELLIS BOULEVARD - CLA15D12 (FOR POSSIBLE ACTION)</p>

FISCAL IMPACT:

	<u>CURRENT</u>	<u>REVISED</u>	<u>FISCAL IMPACT</u>
Design	\$ 5,246,000.00	\$ 5,446,000.00	\$ 200,000.00
Right-of-Way	\$ 22,000.00	\$ 22,000.00	\$ 0.00
Environmental Mitigation	\$ 220,000.00	\$ 220,000.00	\$ 0.00
Preconstruction Services	\$ 350,000.00	\$ 350,000.00	\$ 0.00
CLOMR/LOMR	\$ 284,000.00	\$ 284,000.00	\$ 0.00
Total ILC Value	\$ 6,122,000.00	\$ 6,322,000.00	\$ 200,000.00

BACKGROUND: On June 14, 2012, the Regional Flood Control District entered into an interlocal contract with Clark County to provide funding for design, right-of-way, environmental mitigation, preconstruction services and CLOMR/LOMR for the subject project. Supplemental No. 1 dated December 13, 2012 increased funds for the project. Supplemental No. 2 dated May 16, 2013 expanded the scope of the project and increased funds for all line items. Supplemental No. 3 dated February 13, 2014 increased design, environmental mitigation, and CLOMR/LOMR funds. Supplemental No. 4 dated, June 8, 2017 increased design and CLOMR/LOMR funding. The County requests this supplemental interlocal contract to increase design funds for in-house labor costs.

Respectfully submitted,

<p>TAC AGENDA ITEM # 15d Date: 05.30.19</p>	<p>RFCD AGENDA ITEM # Date: 06.13.19</p>
<p>CAC AGENDA ITEM # 15d Date: 06.03.19</p>	

Denis Cederburg

for DENIS CEDERBURG
Director of Public Works

Regional Flood Control District
AGENDA ITEM DEVELOPMENT

Staff Discussion:

Date: 05/20/19

LAS VEGAS WASH – SLOAN CHANNEL TO BONANZA ROAD AND FLAMINGO WASH BELOW NELLIS BOULEVARD
FIFTH SUPPLEMENTAL INTERLOCAL CONTRACT – CLA15D12

Clark County has submitted a request to approve a fifth supplemental interlocal contract for design engineering, right-of-way, environmental mitigation, preconstruction services and a Conditional Letter of Map Revision/Letter of Map Revision (CLOMR/LOMR) to increase funding in the amount of \$200,000 for the Las Vegas Wash – Sloan Channel to Bonanza Road and Flamingo Wash below Nellis Boulevard project.

The increase is necessary to cover in-house labor costs. District funding will be provided as follows:

	Current Funding	Increase/Decrease	Proposed Funding
Design Engineering	\$5,246,000	\$200,000	\$5,446,000
Right-of-Way	\$ 22,000	\$ 0	\$ 22,000
Environmental Mitigation	\$ 220,000	\$ 0	\$ 220,000
Preconstruction Services	\$ 350,000	\$ 0	\$ 350,000
CLOMR/LOMR	\$ 284,000	\$ 0	\$ 284,000
Total ILC Value	\$6,122,000	\$200,000	\$6,322,000

The District Attorney has reviewed the contract.

Staff Recommendation:

Approve subject to approval of the Ten-Year Construction Program Amendment item on this agenda.

Discussion by Technical Advisory Committee:

AGENDA
#15d Date: 05/30/19

Recommendation:

Discussion by Citizens Advisory Committee:

AGENDA
#15d Date: 06/03/19

Recommendation:

**SUPPLEMENTAL NO. 5 TO THE INTERLOCAL CONTRACT FOR
LAS VEGAS WASH – S LOAN CHANNEL TO BONANZA ROAD AND FLAMINGO
WASH BELOW NELLIS BOULEVARD**

THIS FIFTH SUPPLEMENTAL INTERLOCAL CONTRACT, made and entered into this ____ day of _____, 2019, by and between the Clark County Regional Flood Control District, hereinafter referred to as “DISTRICT”, and the County of Clark, hereinafter referred to as “COUNTY”.

WITNESSETH

WHEREAS, pursuant to Chapter 543 of the Nevada Revised Statutes, the DISTRICT may approve a project to design and construct flood control improvements; and

WHEREAS, the flood control improvements proposed herein are generally described in the 2013 Clark County Flood Control Master Plan Update, Structures Nos FLWA 0001, LVMD 0883, 0911, 0916, 0923, 0948, 0950, 0974, 1031, 1033, 1046, 1048, 1054, 1069, 1071, 1121, and 1149, hereinafter referred to as “Project”; and

WHEREAS, the flood control improvements proposed herein are generally described in the 2018 Clark County Flood Control Master Plan Update, Structures Nos FLWA 0001 and 0005, LVMD 0883, 0911, 0916, 0923, 0925, 0948, 0950, 0974, 1031, 1033, 1046, 1048, 1054, 1069, 1071, 1121, and 1149, hereinafter referred to as “Project”; and

WHEREAS, the Project is identified and shown on the attached Exhibit “A”; and

WHEREAS, the Project has been approved by the DISTRICT on its annual Ten Year Construction Program; and

WHEREAS, the DISTRICT approved an interlocal contract to provide funds for design, right-of-way, environmental mitigation, preconstruction services and CLOMR/LOMR of the Project; and

WHEREAS, it is necessary to increase funds for the Project; and

WHEREAS, the Project has regional flood control significance and is located in the same hydrographic area as the Las Vegas Valley.

NOW, THEREFORE, in consideration of the covenants, conditions, contracts, and promises of the parties hereto, the DISTRICT and the COUNTY agree to supplement the Interlocal Contract approved June 14, 2012, and supplemental interlocal contracts approved December 13, 2012, May 16, 2013, February 13, 2014, and June 8, 2017 as follows:

SECTION II - PROJECT COSTS, shall be changed to read as follows:

The DISTRICT agrees to fund Project costs within the limits specified below:

1. Design in an amount not to exceed \$ 5,446,000.00.
2. Right-of-way acquisition including appraisals, title and escrow, negotiations, legal fees, recording fees, etc. in an amount not to exceed \$22,000.00.
3. Environmental mitigation in an amount not to exceed \$220,000.00.
4. Preconstruction services in an amount not to exceed \$350,000.00.
5. CLOMR/LOMR in an amount not to exceed \$284,000.00.
6. The total cost of this Interlocal Contract shall not exceed \$6,322,000.00, which includes all the items described in the paragraphs above.
7. If at any time during the term of this contract the entity determines that a portion of the funds provided pursuant to this Contract will not be needed for the project, then the entity will notify the District in writing of the amount of funds that are not anticipated to be used for the project. Upon receipt of said notification the District's obligation to pay the maximum amount set forth herein will automatically be reduced by the amount specified in the notification.
8. A written request must be made to the DISTRICT and approved by the Board to reallocate funds between phases of the Project. No other approval by the Lead Entity is required.
9. A written request must be made to the DISTRICT and a supplemental interlocal contract approved by the Board to increase the total cost of the contract noted above prior to payment of any additional funds.

The remainder of the original Interlocal Contract and supplemental Interlocal Contracts remains unchanged.

IN WITNESS WHEREOF, this Supplemental No. 5 to the Interlocal Contract is hereby executed as of the date first set forth above.

Date of Commission Action: CLARK COUNTY BOARD OF COMMISSIONERS

By: _____
MARILYN KIRKPATRICK
Chair

Attest:

LYNN MARIE GOYA
County Clerk

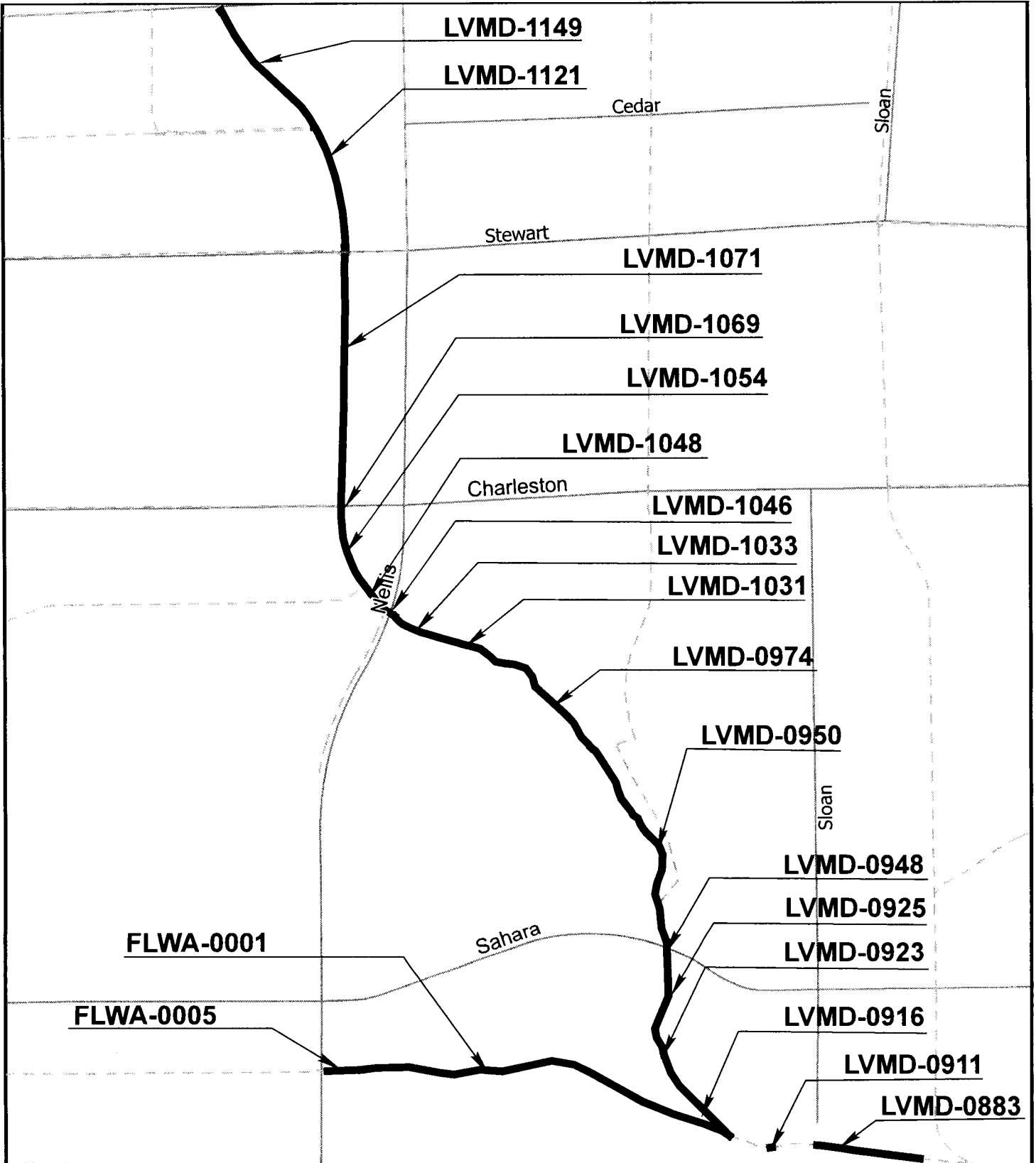
Date of District Action: REGIONAL FLOOD CONTROL DISTRICT

By: _____
LAWRENCE L. BROWN, III, Chair

Attest:

DEANNA HUGHES
Secretary to the Board
Approved as to Form:

CHRISTOPHER FIGGINS
Chief Deputy District Attorney



Legend



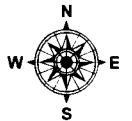
-  Proposed
-  Existing

Exhibit A



Project Number: CLA15D12

**Las Vegas Wash
Sloan Channel to Bonanza Road and Flamingo Wash Below
Nellis Boulevard**

CLARK COUNTY PUBLIC WORKS

SCALE: NOT TO SCALE

DATE: 05-17-19

SHEET NUMBER: 1 OF 1

CLARK COUNTY
REGIONAL FLOOD CONTROL DISTRICT

AGENDA ITEM

SUBJECT:

FLASH FLOOD AWARENESS MONTH

PETITIONER:

STEVEN C. PARRISH, P.E., GENERAL MANAGER/CHIEF ENGINEER

RECOMMENDATION OF PETITIONER:

THAT THE BOARD APPROVE A PROCLAMATION THAT JULY 2019 BE PROCLAIMED "FLASH FLOOD AWARENESS MONTH" AND ALL RESIDENTS AND VISITORS BE URGED TO MAKE THEMSELVES AWARE OF THE DANGERS OF FLASH FLOODING IN ORDER TO TAKE THE NECESSARY PRECAUTIONS IN PREVENTING THE LOSS OF LIFE AND PROPERTY (FOR POSSIBLE ACTION)

FISCAL IMPACT:

None.

BACKGROUND:

While flash flooding can occur in any month, rain during the months of July, August, and September have the greatest potential to produce flash floods in our area. Proclaiming July as Flash Flood Awareness Month will help heighten awareness of the potential for flash flooding in advance of flash flood season.

The District's Flash Flood Awareness public information effort is a year-round program with heightened emphasis during the summer flood-prone season. This year's campaign includes outdoor advertising (billboards); radio, television, interactive and print ads and the launch of a virtual reality flood experience. Additionally, District staff are making presentations about flash flood safety to school children and community groups throughout the year and use a variety of social media platforms to engage the public around this critical issue.

CAC AGENDA ITEM #16 Date: 06/03/19	RFCD AGENDA ITEM # Date: 06/13/19
--	---

The designation of July as Flash Flood Awareness Month provides an opportunity to disseminate important flood safety information to the public when it is most relevant. The flood safety message encourages all residents and visitors to become aware of the dangers of flash flooding and to take the necessary precautions to prevent the loss of life and property in a flood event. A news conference will be held July 8 to mark the 20th anniversary of the 100-year storm event in 1999 and inform citizens of progress made to protect life and safety in the subsequent two decades.

Included in your backup is a copy of a proclamation to be acted upon at the Board meeting.

Respectfully submitted,



Steven C. Parrish, P.E.
General Manager/Chief Engineer

CAC AGENDA	RFCD AGENDA
ITEM #16	ITEM #
Date: 06/03/19	Date: 06/13/19

REGIONAL FLOOD
CONTROL DISTRICT



Proclamation

WHEREAS, the Regional Flood Control District strives to improve the protection of life and property for existing residents, future residents, and visitors from the impacts of flooding in Clark County through a flood safety awareness campaign; and

WHEREAS, more than one-half of all flood-related deaths are the result of people attempting to drive through flooded areas; and

WHEREAS, currently 100 detention basins and 648 miles of channels and underground storm drains, of which 133 miles are natural or unlined washes, have been built to manage the flood risks in Southern Nevada; and

WHEREAS, another 36 detention basins and 201 miles of conveyance remain to be built; and

WHEREAS, each of these projects make another area of the community safer from floods; and

WHEREAS, it is critically important to educate the public about flood hazards, the potential for flash flooding, and how best to protect themselves in floods; and

WHEREAS, flash floods can occur in any month of the year, and summer rains in July through September have the greatest potential to create flash floods in Clark County.

NOW, THEREFORE, WE, the *Board of Directors of the Clark County Regional Flood Control District*, do hereby proclaim the month of July 2019, as:

“Flash Flood Awareness Month”

and urge all citizens to become aware of their environment and the dangers of floods.

**Clark County Regional Flood Control District
Board of Directors**

Lawrence L. Brown, III, Chair

Mayor Debra March, Vice-Chairman

Isaac Barron, Member

George Gault, Member

Jim Gibson, Member

Mayor Carolyn Goodman, Member

Dr. Lois Tarkanian, Member

Mayor Rodney Woodbury, Member

Attest:

Deanna Hughes, Board Secretary

CLARK COUNTY
REGIONAL FLOOD CONTROL DISTRICT

AGENDA ITEM

SUBJECT:
INTERLOCAL AGREEMENT WITH THE CITY OF LAS VEGAS, KCLV-CHANNEL 2
PETITIONER:
STEVEN C. PARRISH, P.E., GENERAL MANAGER/CHIEF ENGINEER
RECOMMENDATION OF PETITIONER:
APPROVE AND AUTHORIZE THE CHAIR TO SIGN THE INTERLOCAL AGREEMENT FOR VIDEO TAPING AND EDITING OF UP TO SIX FLOOD CHANNEL TELEVISION SHOWS (FOR POSSIBLE ACTION)

FISCAL IMPACT: \$89,900 – Fiscal Year 2019-20

BACKGROUND:

The District has negotiated an Interlocal Agreement with the City of Las Vegas, KCLV-Channel 2, to provide videotaping and editing of The Flood Channel television program that airs on government access cable stations. The agreement will include up to five shows focusing on construction of flood control projects, flood safety and stormwater quality. The remaining show will combine segments from the previous year as a “Best Of” episode. This agreement is from July 1, 2019 through June 30, 2020.

KCLV-TV2 will perform the following services for the District:


- video tape and edit up to six television shows;
- store the District’s video tape library;
- coordinate with the District for show production and direction, scheduling videographer and editing equipment; and
- provide supplemental services which may include videotaping of storm and/or special events.

CAC AGENDA ITEM #17 Date: 06/03/19	RFCD AGENDA ITEM # Date: 06/13/19
--	---

The above outline is an example of the services that will be performed as part of the television show videotaping and editing in coordination with the District.

The FY 2019-2020 budget identifies sufficient funding for this Interlocal Agreement. The Interlocal Agreement has been reviewed by the District Attorney and is included in the backup.

Respectfully submitted,



Steven C. Parrish, P.E.
General Manager/Chief Engineer

CAC AGENDA ITEM #17 Date: 06/03/19	RFCD AGENDA ITEM # Date: 06/13/19
--	---

060319 KCLV item

Regional Flood Control District
AGENDA ITEM DEVELOPMENT

Staff Discussion:

Date: 05/20/19

INTERLOCAL AGREEMENT WITH THE CITY OF LAS VEGAS, KCLV-CHANNEL 2

The District has negotiated an Interlocal Agreement with the City of Las Vegas, KCLV-Channel 2, to provide videotaping and editing of The Flood Channel television program that airs on government access cable stations. The agreement will include up to five shows focusing on construction of flood control projects, flood safety and stormwater quality. The remaining show will combine segments from the previous year as a "Best Of" episode. This agreement is from July 1, 2019 through June 30, 2020.

KCLV-TV2 will perform the following services for the District:

- video tape and edit up to six television shows;
- store the District's video tape library;
- coordinate with the District for show production and direction, scheduling videographer and editing equipment; and
- provide supplemental services which may include videotaping of storm and/or special events.

The above outline is an example of the services that will be performed as part of the television show videotaping and editing in coordination with the District.

The FY 2019-2020 budget identifies sufficient funding for this Interlocal Agreement. The Interlocal Agreement has been reviewed by the District Attorney and is included in the backup.

Staff Recommendation:

Approve.

Discussion by Technical Advisory Committee:

AGENDA
Date:

The Technical Advisory Committee did not hear this item.

Recommendation:

Discussion by Citizens Advisory Committee:

AGENDA
#17 Date: 06/03/19

Recommendation:

INTERLOCAL AGREEMENT FOR VIDEO PRODUCTION SERVICES

THIS INTERLOCAL AGREEMENT FOR VIDEO PRODUCTION SERVICES ("Agreement") is entered into this 1st day of July, 2019, by and between the CLARK COUNTY REGIONAL FLOOD CONTROL DISTRICT (the "District") and CITY OF LAS VEGAS ("KCLV" referring to KCLV – Channel 2).

RECITALS

WHEREAS, the District desires to obtain the services of KCLV to provide required television production services, all as more specifically described below;

WHEREAS, the District's Board of Directors' ("the Board"), intent is to annually produce five (5) new television programs plus one (1) episode combining segments from the past year's shows for a "Best Of" episode; and

WHEREAS, said programs are designed to educate and inform the public of District programs that support the mission statement of the District;

WHEREAS, the District, as producer, will produce, write and direct, the District's information television news show;

WHEREAS, the services provided under this Interlocal Agreement serve as an effective, complimentary campaign to the District's on-going flood safety efforts;

WHEREAS, KCLV has the necessary experience and qualifications to perform the required television production services; and

WHEREAS, the District and KCLV desire to provide a full statement of their respective rights, obligations, and duties in connection with the performance of KCLV's duties hereunder.

NOW, THEREFORE, in consideration of the mutual covenants and agreements contained in this Agreement, the parties do mutually agree as follows:

SECTION I: BASIC SERVICES

- A. The District in its sole discretion shall determine the number of shows KCLV will produce during the term of the contract. For each show the District desires, it will give a separate written notice to proceed for the show to KCLV. KCLV agrees to provide videographer, editor, and/or associated video production services to provide up to 6 (six) half-hour information television news shows described as follows for the District:
1. Five (5) of the shows will contain all new materials and elements; and the remaining show will re-package segments from the past year for a "Best Of" episode.
 - a. KCLV will coordinate with the District producer a minimum of 30 (thirty) days in advance regarding dates and times when the videographer will be available.
 - b. The District will schedule video time fifteen (15) days in advance.

2. Production of each show will occur over an eight and one half (8 ½) week period and use up to 90 (ninety) hours of videographer and editor time.
3. Each show will air approximately eight and one half (8 ½) weeks, airing a minimum of twenty (20) times a month, as outlined on Attachment 1. Attachment 1 contains the schedule and may be modified as the work progresses with the mutual agreement of the District and KCLV.
4. KCLV will provide a vehicle to transport videographer and equipment to locations in the field throughout Clark County. This may include the District's Producer as a passenger in a KCLV vehicle.
5. KCLV agrees to produce a final product of twenty-eight minutes and thirty seconds (28:30) using the most current industry standards per show in a form and content acceptable to the District.
6. KCLV will keep a current catalogue of the B-roll videotaped for each show on the District owned computer server (Serial Number QP717014Y0T) located at KCLV.
7. KCLV agrees to provide the District six (6) DVD's of each completed show for local broadcast media outlets including, but not limited to CCTV-Channel 4, Boulder City, Laughlin, Mesquite, and Cox Cable.
8. KCLV agrees to provide all materials, and supplies necessary to perform the services outlined in this Agreement.

SECTION II: SUPPLEMENTAL SERVICES

- A. The District may, at its sole discretion, desire the services of KCLV to provide additional video production services during the term of the Agreement. Additional services provided by KCLV will be performed upon request from the District in writing and KCLV will not perform such services until written approval by the District's General Manager is received. Any request for additional services above and beyond the agreed upon hours listed in Section I, BASIC SERVICES, will incur additional costs at the agreed upon hourly rate as stated in Section III, COMPENSATION AND TERMS OF PAYMENT. Those supplemental services may include, but are not limited to the following:
1. Additional hour(s) of videographer time;
 2. Additional hour(s) of video equipment (EFP, Video Camera, Tri-Pod, Light Kit, and Microphone) time;
 3. Additional hour(s) of editor time;
 4. Additional hour(s) of editing equipment (Final Cut Pro);
 5. Additional hours(s) of graphics and/or miscellaneous time;
 6. Additional DVD copies of finalized District shows; and/or
 7. Use of equipment to view and catalogue the District's video library.

SECTION III: COMPENSATION AND TERMS OF PAYMENT

- A. The maximum cost to the District for Basic and Supplemental Services shall not exceed Eighty- Nine Thousand Nine Hundred Dollars and No Cents (\$89,900.00) unless the District receives a written request, with justification, and the District approves a change in SECTION I, BASIC SERVICES and SECTION II, SUPPLEMENTAL SERVICES and an increase in compensation. If approved, a supplement to this AGREEMENT must be executed.
1. For Basic Services, the District agrees to pay KCLV on a per show basis as follows:
Sixteen Thousand One Hundred and Fifty Dollars and No Cents (\$16,150.00) per show for show number 1 and number 2 and Thirteen Thousand One Hundred Fifty Dollars and No Cents (\$13,150.00) per show for the remaining shows number 3, 4, 5 and 6 defined in Section I: Basic Services, A.1 for a total amount not to exceed Eighty Four Thousand Nine Hundred Dollars and No Cents (\$84,900.00).
 2. Supplemental Services in the amount not to exceed Five Thousand Dollars and No Cents (\$5,000.00), the District agrees to pay as follows:
 - a. Videographer time at a rate of (Sixty Five Dollars and No Cents) \$65.00 per hour;
 - b. Video equipment time which includes as a minimum a Video Camera, Tri-Pod, Light Kit, and Microphone (EFP) at a rate of Five Hundred Dollars and No Cents (\$500.00) per day;
 - c. Editor time at a rate of Sixty Five Dollars and No Cents (\$65.00) per hour;
 - d. Editing equipment (Final Cut Pro) time at a rate of Two Hundred Dollars and No Cents (\$200.00) per hour;
 - e. Graphic work at a rate of Sixty Five Dollars and No Cents (\$65.00) per hour;
 - f. Additional DVD copies of finalized District shows as follows:
 - g. DVD disc at One Dollar and No Cents (\$1.00) each; USB drive at Ten dollars (\$10.00);
 - h. Dubbing costs at a rate of Twenty Five Dollars and No Cents (\$25.00) per hour; and/or
 - i. Equipment to view and catalogue the District's video library at a rate of Twenty Dollars and No Cents (\$20.00) per hour.
- B. Compensation for work on Basic and/or Supplemental Services will be paid upon successful completion of the work as solely determined by the District. Payment will be made within fifteen (15) days upon receipt of invoice from KCLV.

SECTION IV: TERMS AND TERMINATION

- A. The term of this Agreement is for television production services effective July 1, 2019 through June 30, 2020 (the "Term"). The District shall have the right and option to extend this Agreement one (1) additional time for the term of July 1, 2020 through June 30, 2021, if the option is exercised at any time prior to the expiration of this Agreement, the District Board of Directors approves sufficient funds in its Annual Budget and the District's General

- Manager provides written notification to KCLV to extend the Agreement for one (1) additional year.
- B. The District or KCLV may, with or without cause, terminate this Agreement at any time prior to completion by KCLV of the services required herein upon thirty (30) days written notice in advance.
 - C. In the event this Agreement is terminated, KCLV will be compensated for all work satisfactorily performed and completed to the effective date of termination.

SECTION V: MISCELLANEOUS PROVISIONS

- A. KCLV agrees to secure any and all necessary approvals and permissions for any copyrighted material secured by KCLV to be used in The Flood Channel shows.
- B. The District agrees to secure any and all necessary approvals and permissions for the use of any copyrighted materials supplied by the District to KCLV specifically but not limited to flood footage obtained from local broadcast network affiliates to be used for the services provided herein.
- C. KCLV will provide the station's hours of operation and agree to allow the District staff and Producer to be on KCLV's property only when other KCLV staff members are present. This may include weekends or after normal business hours.
- D. KCLV will allow the District staff and Producer to park in the City of Las Vegas' employee parking lot.
- E. KCLV agrees to store new B-roll footage shot as part of this Interlocal Agreement for future use for The Flood Channel in digital and Beta tape format. KCLV also agrees to store the District's library of approximately three hundred (300) B-roll Beta tapes. Storage of new and old tapes will be for the term of this Agreement.
- F. KCLV agrees that it shall not enter collateral, artwork, or other products developed under this Interlocal Agreement in any contest, award program, or the like without the written authorization of the District.
- G. KCLV agrees to obtain District approval on all material prior to release. All materials are to be carefully inspected by KCLV for the highest level of technical expertise in television production. KCLV agrees to abide by the determination of the District to remove or revise any objectionable portions of the recording in accordance with the District's direction and approval. KCLV agrees that any broadcast of the recording will only be in the context and form it was presented to the District.
- H. The District currently has a logo, which needs to be utilized for the performance of this Interlocal Agreement. No modifications to the logo will be allowed unless approved in writing by the District.
- I. KCLV is at all times operating as an independent contractor and at no time is operating as an employee or agent of the District.

- J. KCLV agrees that the District's official name may not be used as an endorsement of any product or service. KCLV may not use or refer to the District by any fictitious name or attribute fictitious events to the District.
- K. KCLV agrees to comply with all local, state and federal laws, including but not limited to regulations, standards, rules, codes, ethics and regulations regarding and related to industry standards, including but not limited to recording, copying, editing, translating, communication, broadcasting, reporting, production and reproduction.
- L. KCLV may retain employees or other professional service providers to perform the services required by this Agreement. Such employees or other professional service providers will be the obligation of KCLV. The District will not be a party to any Interlocal Agreement with outside agent and the total cost of this Interlocal Agreement shall not be increased due to the utilization of an outside agent.
- M. Any and all program rights, videotape shot by KCLV, documents, art work, rights to art work and other products prepared and/or submitted by KCLV to the District, and all information acquired by KCLV per the Interlocal Agreement, become property of the District. KCLV may retain copies and reproducible copies of all work products produced as a result of the work. In the event of the completion and/or termination of the Interlocal Agreement, all documents produced shall become the property of the District. KCLV agrees to surrender all such documents to the District in a timely manner, and at no charge, at the request of the District. Videotape provided to KCLV by other broadcast outlets are copyrighted materials owned by those outlets and remain with the District for its sole use.
- N. In accordance with the Federal Communications Commission equal time doctrine, and Nevada Revised Statutes ("NRS") the Board reaffirms that once District Board members or anyone files for an elected office, he/she will not appear on any subsequent District television program until after the results of that election are final.

SECTION VI: ASSIGNMENT

This Agreement may not be assigned by either party without the express written consent of the other party.

SECTION VII: NOTICE

Any notice required or permitted by this Agreement shall be in writing and shall be deemed given at the time it is deposited in the United States Mail, postage prepaid, certified or registered mail, return receipt requested, addressed to the party to whom it is to be given as follows:

To District: Clark County Regional Flood Control District
600 South Grand Central Parkway, Suite 300
Las Vegas, NV 89106-4511

To KCLV: KCLV-Channel 2
City of Las Vegas
495 S. Main Street
Las Vegas, NV 89101

SECTION VIII: NON-EXCLUSIVE AGREEMENT

KCLV agrees that its employees shall devote such time to the performance of its duties under this Agreement as is reasonably necessary. Nothing herein shall be construed as a limitation upon the right of KCLV to engage in any other consulting agreement, service agreement, business venture or other activity.

SECTION IX: APPLICABLE LAW

This Agreement will be interpreted and enforced under Nevada Law. Jurisdiction for judicial review under this Agreement shall rest exclusively with the Eighth Judicial District Court, County of Clark, State of Nevada.

SECTION X: MODIFICATION OF INTERLOCAL AGREEMENT

This Interlocal Agreement may not be changed or modified except by written instrument executed by both parties.

SECTION XI: NO THIRD PARTY RIGHTS

This document shall not create any right in or benefit to parties other than the District and KCLV.

SECTION XII: COMPLETE AGREEMENT

- A. This Agreement embodies the whole agreement between the parties.
- B. There are no inducements, promises, terms, conditions or obligations made or entered into by the District or KCLV other than those contained in the Agreement.
- C. The failure of either party to enforce, at any time or for any period of time, the provisions hereof shall not be construed as a waiver of such provisions or of the rights of such party to enforce each and every provision.

SECTION XIII: EXISTING AGREEMENT

This Agreement supersedes any prior agreement and terminates any and all existing Interlocal Agreements between KCLV and the District.

IN WITNESS THEREOF, the District and KCLV have caused this Interlocal Agreement for Video Production Services to be executed as of the date and year first above written and shall remain in effect from the term of July 1, 2019 through June 30, 2020.

Date of Board Approval:

CLARK COUNTY REGIONAL FLOOD CONTROL DISTRICT

By: _____
Lawrence L. Brown, III
Chair

ATTEST:

By: _____
Deanna Hughes
Secretary to the Board

APPROVED AS TO FORM:

By: _____
Christopher D. Figgins
Chief Deputy District Attorney

Date of Council Approval:

CITY OF LAS VEGAS

By: _____
Carolyn G. Goodman, Mayor

ATTEST:

By: _____
LuAnn D. Holmes, MMC
City Clerk

APPROVED AS TO FORM:

By: _____
Deputy City Attorney

Date: _____

Attachment 1
The Flood Channel 2019-2020
Show Schedule

Show #114

July/August/September 2019

Show Approval *Week of September 3rd

Runs = 9 weeks

Show #115

November/December 2019

Show Approval *Week of December 17th

Runs = 8 weeks

Show #116

January/February/March 2020

Show Approval *Week of January 5th

Runs = 8 weeks

Show #117

March/April 2020

Show Approval *Week of March 18th

Runs = 8 weeks

Show #118

April/May/June 2020

Show Approval *Week of May 20th

Runs = 9 weeks

Show #119 (Best Of)

July 2020

Show Approval *Week of June 17th

18. Comments By the General Public

A period devoted to comments by the general public about matters relevant to the Regional Flood Control District Citizens Advisory Committee jurisdiction will be held. No vote may be taken on a matter not listed on the posted agenda. Comments will be limited to three minutes. Please step up to the speaker's podium, clearly state your name and address and please **spell** your last name for the record. If any member of the Regional Flood Control District Citizens Advisory Committee wishes to extend the length of a presentation, this will be done by the Chairman or the Regional Flood Control District Citizens Advisory Committee by majority vote. All comments by speakers should be relevant to the Regional Flood Control District Citizens Advisory Committee action and jurisdiction.