


REGIONAL FLOOD CONTROL DISTRICT



NOTICE OF PUBLIC MEETING

CLARK COUNTY REGIONAL FLOOD CONTROL DISTRICT TECHNICAL ADVISORY COMMITTEE

FEBRUARY 23, 2017
9:00 A.M.

RFCD/RTC ADMINISTRATION BUILDING
FIRST FLOOR MEETING ROOM #108
600 SOUTH GRAND CENTRAL PARKWAY
LAS VEGAS, NEVADA 89106

**FOR ADDITIONAL INFORMATION CONTACT:

DEANNA HUGHES, BOARD SECRETARY
600 SOUTH GRAND CENTRAL PARKWAY, SUITE 300
LAS VEGAS, NEVADA 89106
(702) 685-0000

TT/TDD: Relay Nevada toll free (800) 326-6868

This meeting has been properly noticed and posted at the following locations:

Clark County Regional Flood Control District 600 South Grand Central Parkway Las Vegas, Nevada 89106	Clark County Regional Flood Control District Worldwide Website www.regionalflood.org
Clark County Government Center 500 South Grand Central Parkway Las Vegas, Nevada 89155	City of Boulder City 401 California Boulder City, Nevada 89024
City of Henderson 240 Water Street Henderson, Nevada 89015	City of Las Vegas 495 S. Main Street Las Vegas, Nevada 89101
City of Mesquite 10 East Mesquite Boulevard Mesquite, Nevada 89027	City of North Las Vegas 2250 Las Vegas Boulevard North Ste. 800 North Las Vegas, Nevada 89030
The Notice, Agenda, and Agenda Full-Backup have been posted on the District's Website at www.regionalflood.org	The Notice has been posted on the State of Nevada Public Notice Website at https://notice.nv.gov/


By 

**Supporting material available upon request.

1. **Comments By the General Public**

This is a period devoted to comments by the general public about items on **this** agenda. If you wish to speak to the Regional Flood Control District Technical Advisory Committee about items within its jurisdiction but not appearing on this agenda, you must wait until the "Comments By the General Public" period listed at the end of this agenda. Comments will be limited to three minutes. Please step up to the speaker's podium, clearly state your name and address and please **spell** your last name for the record. If any member of the Regional Flood Control District Technical Advisory Committee wishes to extend the length of a presentation, this will be done by the Chairman or the Regional Flood Control District Technical Advisory Committee by majority vote.

REGIONAL FLOOD CONTROL DISTRICT



AGENDA CLARK COUNTY REGIONAL FLOOD CONTROL DISTRICT TECHNICAL ADVISORY COMMITTEE FEBRUARY 23, 2017 9:00 A.M.

- Items on the agenda may be taken out of order.
- The Regional Flood Control District Technical Advisory Committee may combine two or more agenda items for consideration.
- The Regional Flood Control District Technical Advisory Committee may remove an item from the agenda or delay discussion relating to an item on the agenda at any time.

I. Call to Order

1. Comments By the General Public

This is a period devoted to comments by the general public about items on **this** agenda. If you wish to speak to the Regional Flood Control District Technical Advisory Committee about items within its jurisdiction but not appearing on this agenda, you must wait until the “Comments By the General Public” period listed at the end of this agenda. Comments will be limited to three minutes. Please step up to the speaker’s podium, clearly state your name and address and please **spell** your last name for the record. If any member of the Regional Flood Control District Technical Advisory Committee wishes to extend the length of a presentation, this will be done by the Chairman or the Regional Flood Control District Technical Advisory Committee by majority vote.

2. Action to approve the agenda with deletion of any items (*For possible action*)
3. Action to approve the minutes of the January 26, 2017 meeting (*For possible action*)

II. Administration

4. Action to accept the financial reports (*For possible action*)
5. Action to adopt amendments to the Ten Year Construction Program (*For possible action*)

6. Receive a report on the Maintenance Work Program Second Quarter Fiscal Year 2016-17 Status Reports as submitted by the entities

III. Design and Construction

7. Action to approve a request to reallocate funding within the interlocal contract for design for Pittman North Detention Basin and Outfall – City of Henderson (*For possible action*)
8. Action to approve the sixth supplemental interlocal contract for design to reallocate funding and include a line item for a Dam Safety Permit for Equestrian Detention Basin Expansion – City of Henderson (*For possible action*)
9. Muddy River Logandale Levee – Clark County
 - a. Action to approve a request to reallocate funding within the interlocal contract for construction (*For possible action*)
 - b. Receive a report on the award of bid for construction
10. Action to approve the interlocal contracts for design for the following projects (*For possible action*):
 - a. Range Wash – Ann Branch – City of North Las Vegas
 - b. Hollywood System, Centennial Parkway to Speedway #2 Detention Basin – City of North Las Vegas
11. Centennial Parkway Channel West – US95, CC215 to Grand Teton – City of Las Vegas (*For possible action*)
 - a. Action to accept the project presentation
 - b. Action to approve the interlocal contract for construction
12. **Comments By the General Public**

A period devoted to comments by the general public about matters relevant to the Regional Flood Control District Technical Advisory Committee jurisdiction will be held. No vote may be taken on a matter not listed on the posted agenda. Comments will be limited to three minutes. Please step up to the speaker's podium, clearly state your name and address and please spell your last name for the record. If any member of the Regional Flood Control District Technical Advisory Committee wishes to extend the length of a presentation, this will be done by the Chairman or the Regional Flood Control District Technical Advisory

Regional Flood Control District
Technical Advisory Committee Agenda
February 23, 2017
Page 3

Committee by majority vote. All comments by speakers should be relevant to the Regional Flood Control District Technical Advisory Committee action and jurisdiction.

MINUTES
CLARK COUNTY REGIONAL FLOOD CONTROL DISTRICT
TECHNICAL ADVISORY COMMITTEE
JANUARY 26, 2017
9:00 A.M.

These minutes are prepared in compliance with NRS 241.035. Text is in summarized rather than verbatim format. For complete contents, please refer to meeting tapes on file at the Regional Flood Control District offices.

MEETING NOTICES: Public Notices of this meeting were properly posted by Sherry Allen of the Regional Flood Control District in the following locations: Boulder City City Hall, Clark County Government Center, Henderson City Hall, Las Vegas City Hall, Mesquite City Hall, North Las Vegas City Hall, Clark County Regional Flood Control District Offices, Clark County Regional Flood Control District Worldwide Website (www.regionalflood.org), and the State of Nevada Public Notice Website (<https://notice.nv.gov/>).

CALL TO ORDER: Ms. Jennifer Doody, Chairman, City of North Las Vegas, called the meeting to order at 9:00 a.m., in Room 108, 600 South Grand Central Parkway, with the following members present:

MEMBERS PRESENT: Jennifer Doody, Chairman, City of North Las Vegas
Joe Yatson, Alternate, Clark County
Joseph Leedy, Alternate, Clark County Water Reclamation District
Robert Herr, City of Henderson
Travis Anderson, City of Mesquite
David Bowers, City of Las Vegas
Scott Hansen, Vice Chairman, City of Boulder City

MEMBERS ABSENT: Allen Pavelka, City of Las Vegas
Denis Cederburg, Clark County
Ebrahim Juma, Clark County Water Reclamation District

STAFF: Steven C. Parrish, General Manager/Chief Engineer
Christopher Figgins, Chief Deputy District Attorney
Erin Neff, Public Information Manager
Jill Reilly, Principal Civil Engineer
Abigail Mayrena, Principal Civil Engineer
Debra Yamachika, Associate Engineer
Michael Todd, RFCD Systems Administrator
Deanna Hughes, Senior Management Analyst
Lillie Collins, Programmer Analyst II
Chris Russo, Management Analyst II
Liza Lindsey, Office Services Supervisor
Jessica Butte, Senior Financial Office Specialist
Sherry Allen, Senior Office Specialist

INTERESTED PARTIES: Calvin Black, Citizens Advisory Committee representative
Mr. Brandon Doty, P.E. Project Manager, Advantage Civil
Design Group, LLP.

I. Call to Order

Ms. Jennifer Doody, Chairman, called the Technical Advisory Committee meeting to order at 9:00 a.m. in Room 108 of the RFCD/RTC Administration Building.

1. Comments By the General Public

There was no response to the call for Comments By the General Public.

2. Action to approve the agenda with deletion of any items (*For possible action*)

Staff recommends approval.

Mr. Scott Hansen moved for approval of the agenda.

**7 AYES – 0 NAYS
Motion Carried**

3. Action to approve the minutes of the December 15, 2016 meeting (*For possible action*)

Upon a motion by Mr. Robert Herr, the minutes of the December 15, 2016 meeting were approved.

**7 AYES – 0 NAYS
Motion Carried**

II. Administration

4. Action to accept the financial reports (*For possible action*)

Mr. Parrish stated the financial reports were located in the agenda backup.

Staff recommends approval.

Mr. David Bowers moved to follow staff recommendation.

**7 AYES – 0 NAYS
Motion Carried**

5. Action to adopt amendments to the Ten Year Construction Program (*For possible action*)

Mr. Parrish stated these are amendments to the Ten Year Construction Program that will cover items that occur later in the agenda. There are also changes being requested from City of Las Vegas for their Ten Year Program.

Staff recommends approval.

Mr. David Bowers moved to follow staff recommendation.

7 AYES – 0 NAYS

Motion Carried

6. Action to accept the final accounting reports and closeout the interlocal contracts for the following projects (*For possible action*):

- LVW – Grand Teton, Mountain Spa Durango Drive (construction) – LAS22R12
- F4 Patrick Lane/Ft Apache Road Lateral (design) – CLA01B04

Mr. Parrish stated the closeouts for the two projects returned over one million dollars.

Staff recommends approval.

Mr. Robert Herr moved to follow staff recommendation.

7 AYES – 0 NAYS

Motion Carried

III. Design and Construction

7. Receive a report on the award of bid for construction for Duck Creek, Las Vegas Boulevard – Clark County

Mr. Parrish stated on October 14, 2016, nine (9) bids were received on this project. The recommended best bid was Las Vegas Paving in the amount of \$30,073,424.00. The District's share of the funding is \$6.2 million.

No action required.

8. Action to approve the interlocal contract for design for Gowan Outfall, Alexander Road – Decatur Boulevard to Simmons Street – City of North Las Vegas (*For possible action*)

Mr. Parrish stated this is a request for a new interlocal contract for design and environmental mitigation in the amount of \$1,931,156.00.

Staff recommends approval.

Mr. David Bowers moved to follow staff recommendation.

7 AYES – 0 NAYS

Motion Carried

9. Freeway Channel – Washington, MLK to Rancho Drive – City of Las Vegas
 - a. Action to approve the third supplemental interlocal contract for construction to increase funding and extend the project completion date (*For possible action*)
 - b. Receive a report on the award of bid for construction

Mr. Parrish stated item 9a is a supplemental to the interlocal contract with a fiscal impact of \$650,000.00, to cover the bid amount. Item 9b is a report of award of bid. On December 21, 2016 four (4) bids were received on this project. Recommended best bid was Tand, Inc., in the amount of \$10,032,339.00. A hand out was provided with the breakdown by the funding source.

Staff recommends approval on item 9a. No action required on item 9b.

Mr. David Bowers moved to follow staff recommendation.

7 AYES – 0 NAYS

Motion Carried

10. Brent Drainage System – Floyd Lamb Park to Durango Drive – City of Las Vegas
 - a. Action to approve the second supplemental interlocal contract for construction to increase funding (*For possible action*)
 - b. Receive a report on the award of bid for construction

Mr. Parrish stated item 10a is a supplemental interlocal contract for construction to increase funding in the amount of \$1,150,000.00 to cover the bid amount. Item 10b is a report of award of bid. On December 20, 2016, seven (7) bids were received on this project. Recommended best bid was Meadow Valley Contractors, Inc., in the amount of \$4,397,113.30.

Staff recommends approval on item 10a. No action required on item 10b.

Mr. David Bowers moved to follow staff recommendation.

7 AYES – 0 NAYS
Motion Carried

11. Hemenway System, Phase IIA Improvements – City of Boulder City (*For possible action*)

- a. Action to accept the project presentation

Mr. Brandon Doty, Advantage Civil Design Group, LLP, made a presentation.

Staff recommends approval on item 11a.

- b. Action to approve the interlocal contract for construction

Mr. Parrish stated item 11b is an interlocal contract for construction in the amount of \$2,222,694.00.

Staff recommends approval of item 11b.

Mr. Scott Hansen moved to follow staff recommendation.

7 AYES – 0 NAYS
Motion Carried

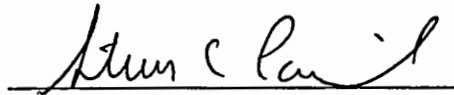
12. **Comments By the General Public**

There was no response to the call for comments By the General Public.


ADJOURNMENT

The meeting adjourned at 9:12 a.m.

Respectfully submitted,


Steven C. Parrish, P.E.
General Manager/Chief Engineer


Jennifer Doody, Chairman
City of North Las Vegas

Attest February 23, 2017

Deanna Hughes
Board Secretary

/11

CLARK COUNTY
REGIONAL FLOOD CONTROL DISTRICT
AGENDA ITEM

SUBJECT:
FINANCIAL REPORTS – JANUARY 2017
PETITIONER:
STEVEN C. PARRISH, P.E., GENERAL MANAGER/CHIEF ENGINEER
RECOMMENDATION OF PETITIONER:
ACCEPT THE REPORTS (FOR POSSIBLE ACTION)

FISCAL IMPACT: None

BACKGROUND: The financial reports for January 2017, are submitted for your review:

<u>Section</u>	<u>Description</u>	<u>Page(s)</u>
A - Fund 2860	Fund Balance Report	1
	Appropriation Balance Report – FY 2016-17	2
	Sales Tax Revenue Report – FY 2016-17	3
	Monthly Expenditure Summary Report	4
B - Fund 2870	Fund Balance Report	5
	Maintenance Work Program Monthly Expenditures.....	6
	Maintenance Work Program Status Report – FY 2017.....	7-9
C - Fund 3300	Fund Balance Report	10
D - Fund 4430	Fund Balance Report	11
	Monthly Expenditure Report.....	12-13
E - Fund 4440	Fund Balance Report	14
	Monthly Expenditure Report.....	15

TAC AGENDA ITEM # 04 DATE: 02/23/17	RFCD AGENDA ITEM # DATE: 03/09/17
CAC AGENDA ITEM # 04 DATE: 02/27/17	

F - Summary	Pay-As-You Go – Current Project Expense Summary.....	16-42
	Bond Funded – Current Project Expense Summary	43-48
	Capital Improvement Program – Open Projects Summary	49
	Pay-As-You Go CIP – Cumulative Reporting	50-59
	Bond Funded CIP – Cumulative Reporting.....	60-63
	FY 2016-17 Projects Funded Summary	64-66
	Estimated Funding Schedule	67

Respectfully submitted,


 Jeanine Pitts- Dilworth
 Administrative Services Director

TAC AGENDA ITEM # 04 DATE: 02/23/17	RFCD AGENDA ITEM # DATE: 03/09/17
CAC AGENDA ITEM # 04 DATE: 02/27/17	

REGIONAL FLOOD CONTROL DISTRICT
FUND 2860 - OPERATING FUND
FUND BALANCE REPORT
JANUARY 2017

BEGINNING CASH BALANCE:	8,951,309.61	
Accruals/Adjustments	<u>86,289.12</u>	
	TOTAL BEGINNING BALANCE	\$9,037,598.73
REVENUES:		
Sales Tax Revenue	7,962,254.61	
Interest Earnings	7,072.52	
Fund 4430 - Transfer In Interest Earnings	0.00	
Build America Bonds Rebate	0.00	
Sale of Materials	0.00	
Miscellaneous Other Revenue	0.00	
Petty Cash Reimbursements	0.00	
Miscellaneous Accruals/Adjustments	<u>2,101.37</u>	
	TOTAL REVENUES	\$7,971,428.50
EXPENDITURES:		
Salaries & Benefits	(439,124.28)	
Services & Supplies	(39,277.69)	
Professional Services	(99,150.45)	
Capital Expenditures	(5,317.13)	
Fund 2870 - Transfer Out Maintenance Work Program	(666,600.00)	
Fund 3300 - Transfer Out Debt Service	(3,307,317.73)	
Fund 4430 - Transfer Out Budgeted Transfers	(3,750,000.00)	
Accruals/Adjustments		
Accounts Payable	141,016.18	
Miscellaneous Accruals/Adjustments	<u>(655.67)</u>	
	TOTAL EXPENSES	<u>(\$8,166,426.77)</u>
ENDING CASH BALANCE:		<u><u>\$8,842,600.46</u></u>

REGIONAL FLOOD CONTROL DISTRICT
FUND 2860 - OPERATING FUND
APPROPRIATION BALANCE REPORT
FISCAL YEAR 2016-17

REVENUES/FINANCING SOURCES

	BUDGET	ACTUAL	ENCUMBRANCE/ ILC	UNREALIZED	% UNREALIZED
Revenues	\$ 100,022,393.00	\$ 41,339,607.28	N/A	\$ 58,682,785.72	59%
Other Sources	\$ 526,500.00	\$ 517,145.52	N/A	\$ 9,354.48	2%
TOTAL	\$ 100,548,893.00	\$ 41,856,752.80	N/A	\$ 58,692,140.20	58%

EXPENDITURES/TRANSFERS

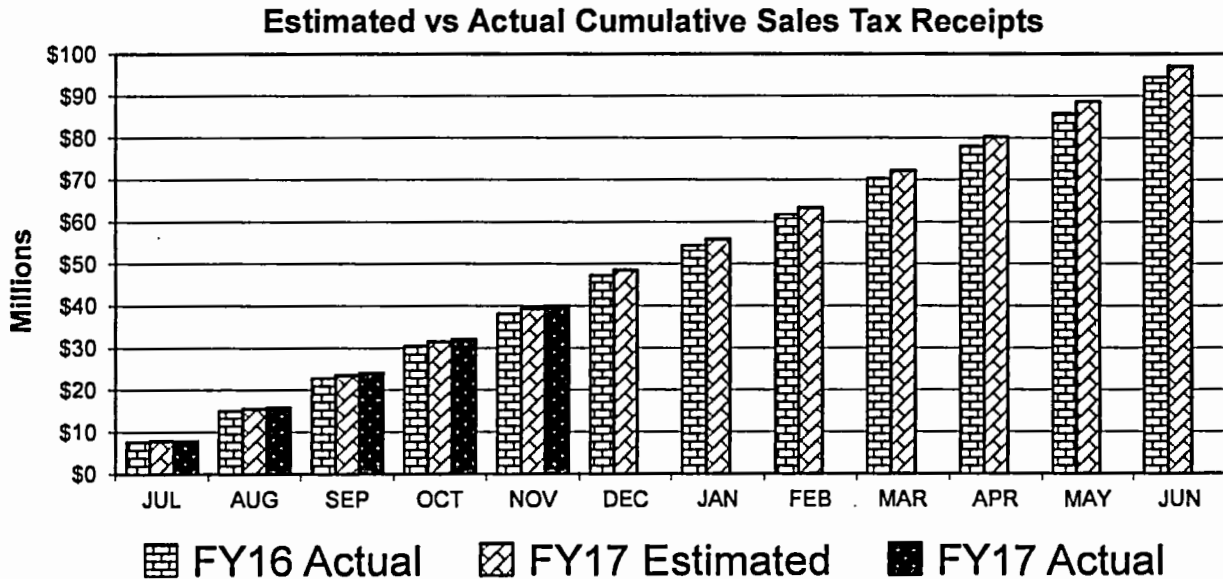
	BUDGET	ACTUAL	ENCUMBRANCE/ ILC	AVAILABLE	% AVAILABLE
Expenditures (1)	\$ 9,149,088.28	\$ 3,109,458.31	\$ 2,151,529.79	\$ 3,888,100.18	42%
Transfers Out					
Debt Service	\$ 39,672,020.00	\$ 26,442,748.24	\$ -	\$ 13,229,271.76	33%
MWP	\$ 8,000,000.00	\$ 3,333,000.00	\$ -	\$ 4,667,000.00	58%
CIP (2)	\$ 45,000,000.00	\$ 18,750,000.00	\$ -	\$ 26,250,000.00	58%
TOTAL	\$ 101,821,108.28	\$ 51,635,206.55	\$ 2,151,529.79	\$ 48,034,371.94	47%

Notes:

- (1) Expenditure budget may include carry forward budget from prior years.
(2) Includes Local Drainage program.

SALES TAX REVENUE REPORT
REGIONAL FLOOD CONTROL DISTRICT
FISCAL YEAR 2016-17
MODIFIED ACCRUAL BASIS

MONTH SALES TAX COLLECTED BY MERCHANT	1/4 CENT SALES TAX ESTIMATE (as approved April 14, 2016)	ACTUAL SALES TAX REVENUES	DIFFERENCE OVER/(UNDER) ESTIMATE	PERCENT +/- FROM ESTIMATE
JULY	7,844,462.91	7,828,823.42	(15,639.49)	-0.20%
AUGUST	7,591,361.75	7,949,595.27	358,233.52	4.72%
SEPTEMBER	8,027,149.35	8,291,982.57	264,833.22	3.30%
OCTOBER	7,949,522.17	7,918,968.02	(30,554.15)	-0.4%
NOVEMBER	7,871,295.45	7,962,254.61	90,959.16	1.2%
DECEMBER	9,185,772.98			
JANUARY	7,368,521.13			
FEBRUARY	7,498,805.14			
MARCH	8,848,506.91			
APRIL	8,039,515.51			
MAY	8,439,782.36			
JUNE	8,435,304.34			
TOTAL:	\$ 97,100,000.00	\$ 39,951,623.89	\$ 667,832.26	1.70%



Schedule of Monthly Expenditures - Summary**Fund 2860 - Operating Fund****1/1/2017 to 1/31/2017**

<u>Fiscal Year</u>	<u>Account #</u>	<u>Account Name</u>	<u>Amount</u>
2017	61*/62*	Salaries and Benefits	439,124.28
	630000	Other Professional Services	93,622.63
	635000	Pro Svcs-Legal	5,527.82
	640310	R & M-Facilities	420.00
	640320	R & M-Equipment	6,362.11
	640340	R & M-Vehicles	783.60
	641000	Other Rental Expense	1,028.24
	644610	Information System Services	1,250.00
	646100	Telephone-Local	1,046.54
	646110	Telephone-Long Distance	9.87
	646120	Cell Phones/Beepers	262.64
	648100	Printing/Reproduction	1,441.86
	649400	Meals	194.87
	663000	Operating Supplies	272.41
	663200	Food	194.87
	663400	Office Supplies	892.60
	663421	LVA-IT Hardware-Modified Accrual	3,430.85
	663500	Wearing Apparel	75.24
	663610	Computers & Supplies	1,439.70
	670100	Electricity	213.62
	679220	Software Licenses	18,000.00
	679300	Dues	1,265.00
	679600	Postage	693.67
	680400	Capital Outlay-Equipment-Mod Accrual	5,317.13
Fiscal Year Total			<u>\$582,869.55</u>
Grand Total			<u>\$582,869.55</u>

**REGIONAL FLOOD CONTROL DISTRICT
FUND 2870 - FACILITIES MAINTENANCE FUND
FUND BALANCE REPORT
JANUARY 2017**

BEGINNING CASH BALANCE:	7,296,383.98	
Accruals/Adjustments	<u>0.00</u>	
TOTAL BEGINNING CASH BALANCE:		\$7,296,383.98
REVENUES:		
Interest Income	8,829.67	
Fund 2860 - Transfer In Maintenance Work Program	666,600.00	
Miscellaneous Other Revenue/Adjustments	<u>5,049.50</u>	
TOTAL MONTHLY REVENUES		\$680,479.17
EXPENDITURES:		
Services & Supplies	0.00	
Maintenance Work Program Expenditures	(162,458.19)	
Accruals/Adjustments		
Miscellaneous Accruals/Adjustments	(5,049.50)	
Contract Retention Payable	0.00	
Contract Retention Interest Payable	0.00	
Accounts Payable	<u>0.00</u>	
TOTAL MONTHLY EXPENSES		<u>(\$167,507.69)</u>
ENDING CASH BALANCE:		<u><u>\$7,809,355.46</u></u>

**Regional Flood Control District
Monthly Expenditures
Maintenance Work Program
1/1/2017 to 1/31/2017**

Fiscal Year- 2017

<u>Vendor</u>	<u>Facility</u>	<u>Invoice No.</u>	<u>Inv. Date</u>	<u>PO Number</u>	<u>Date Paid</u>	<u>Amount</u>
CITY OF HENDERSON	RF.HN01	MSC5026442	01/05/2017	4500252203 00010	01/24/2017	3,825.00
CITY OF HENDERSON	RF.HN04	MSC5026442	01/05/2017	4500252203 00010	01/24/2017	117.43
CITY OF HENDERSON	RF.HN06	MSC5026443	01/05/2017	4500252203 00010	01/24/2017	2,121.34
CITY OF HENDERSON	RF.HN09	MSC5026443	01/05/2017	4500252203 00010	01/24/2017	321.34
CITY OF HENDERSON	RF.HN12	MSC5026515	12/01/2016	4500252203 00010	01/31/2017	402.50
CITY OF HENDERSON	RF.HN13	MSC5026442	01/05/2017	4500252203 00010	01/24/2017	2,419.00
CITY OF HENDERSON	RF.HN14	MSC5026443	01/05/2017	4500252203 00010	01/24/2017	514.16
CITY OF HENDERSON	RF.HN24	MSC5026443	01/05/2017	4500252203 00010	01/24/2017	128.54
CITY OF HENDERSON	RF.HN24	MSC5026515	12/01/2016	4500252203 00010	01/31/2017	3,420.00
CITY OF LAS VEGAS	RF.LV51	225801	01/10/2017	4500253799 00010	01/31/2017	3,265.07
CITY OF LAS VEGAS	RF.LV52	225801	01/10/2017	4500253799 00010	01/31/2017	5,438.40
CITY OF LAS VEGAS	RF.LV54	225801	01/10/2017	4500253799 00010	01/31/2017	8,049.93
CITY OF LAS VEGAS	RF.LV55	225801	01/10/2017	4500253799 00010	01/31/2017	6,565.43
CITY OF LAS VEGAS	RF.LV57	225801	01/10/2017	4500253799 00010	01/31/2017	1,279.14
DEPARTMENT OF CONSERVA	RF.HN11	J402NV10426	11/30/2016	none	01/31/2017	1,080.00
DEPARTMENT OF CONSERVA	RF.HN18	J681NV10518	11/30/2016	none	01/31/2017	1,041.25
DEPARTMENT OF CONSERVA	RF.HN21	J497NV10530	11/30/2016	none	01/31/2017	608.75
DEPARTMENT OF CONSERVA	RF.HN25	J516NV10550	11/30/2016	none	01/31/2017	980.00
DEPARTMENT OF CONSERVA	RF.HN26	J498NV10528	11/30/2016	none	01/31/2017	1,653.75
DEPARTMENT OF CONSERVA	RF.HN26	J599NV10670	11/30/2016	none	01/31/2017	920.00
DEPARTMENT OF CONSERVA	RF.HN27	J533NV10577	11/30/2016	none	01/31/2017	955.00
DEPARTMENT OF CONSERVA	RF.HN28	J531NV10575	11/30/2016	none	01/31/2017	967.50
DEPARTMENT OF CONSERVA	RF.HN29	J528NV10572	11/30/2016	none	01/31/2017	2,798.75
DEPARTMENT OF CONSERVA	RF.HN45	J504NV10543	11/30/2016	none	01/31/2017	698.75
DEPARTMENT OF CONSERVA	RF.HN61	J576NV10648	11/30/2016	none	01/31/2017	1,486.25
L R NELSON CONSULTING EN	RF.HN14	14010A	12/16/2016	4500253302 00010	01/31/2017	729.00
PUBLIC WORKS/CC TREAS	RF.CC01	4017000066	01/31/2017	none	01/31/2017	32,482.35
PUBLIC WORKS/CC TREAS	RF.CC02	4017000067	01/31/2017	none	01/31/2017	2,684.46
PUBLIC WORKS/CC TREAS	RF.CC03	4017000068	01/31/2017	none	01/31/2017	31,551.40
PUBLIC WORKS/CC TREAS	RF.CC05	4017000069	01/31/2017	none	01/31/2017	13,780.92
PUBLIC WORKS/CC TREAS	RF.CC06	4017000070	01/31/2017	none	01/31/2017	11,418.90
PUBLIC WORKS/CC TREAS	RF.CC09	4017000071	01/31/2017	none	01/31/2017	5,625.00
PUBLIC WORKS/CC TREAS	RF.CC11	4017000072	01/31/2017	none	01/31/2017	(5,049.50)
PUBLIC WORKS/CC TREAS	RF.CC16	4017000073	01/31/2017	none	01/31/2017	2,684.46
PUBLIC WORKS/CC TREAS	RF.CC19	4017000074	01/31/2017	none	01/31/2017	2,684.46
PUBLIC WORKS/CC TREAS	RF.CC21	4017000075	01/31/2017	none	01/31/2017	12,809.46
Total Expenditures						\$162,458.19
Grand Total						\$162,458.19

**Regional Flood Control District
Maintenance Work Program Status Report- Fiscal Year 2017**

Boulder City

<u>Facility</u>	<u>Facility Name</u>	<u>Budget</u>	<u>Amount Spent</u>	<u>Amount Remaining</u>
RF.BC01	Hemenway Watershed	168,650.00	43,389.12	125,260.88
RF.BC02	Georgia/Buchanan Watershed	89,500.00	1,911.04	87,588.96
RF.BC03	North Railroad Watershed	24,850.00	620.03	24,229.97
RF.BC04	West Airport Watershed	17,000.00	1,802.37	15,197.63
		<u>\$300,000.00</u>	<u>\$47,722.56</u>	<u>\$252,277.44</u>

Clark County

<u>Facility</u>	<u>Facility Name</u>	<u>Budget</u>	<u>Amount Spent</u>	<u>Amount Remaining</u>
RF.CC01	Flamingo Wash	778,500.00	121,990.71	656,509.29
RF.CC02	Las Vegas Wash	214,500.00	106,102.75	108,397.25
RF.CC03	Duck Creek	263,500.00	74,135.07	189,364.93
RF.CC05	Las Vegas Range Wash	319,300.00	117,509.39	201,790.61
RF.CC06	Tropicana Wash	345,000.00	50,357.16	294,642.84
RF.CC07	Airport Channel	48,000.00	8,047.34	39,952.66
RF.CC08	Monson Channel	294,700.00	1,822.25	292,877.75
RF.CC09	Rawhide Channel	540,500.00	13,584.77	526,915.23
RF.CC10	Van Buskirk Channel	33,000.00	1,889.19	31,110.81
RF.CC11	Flamingo Wash North Fork	1,054,000.00	520,718.69	533,281.31
RF.CC14	Laughlin Washes	37,000.00	803.66	36,196.34
RF.CC15	Moapa Valley	74,500.00	2,642.21	71,857.79
RF.CC16	Blue Diamond Wash	147,000.00	13,820.39	133,179.61
RF.CC17	Searchlight	2,050.00	436.60	1,613.40
RF.CC18	Bunkerville	32,600.00	1,051.31	31,548.69
RF.CC19	Pittman Wash	67,500.00	19,830.42	47,669.58
RF.CC20	Indian Springs	11,050.00	815.65	10,234.35
RF.CC21	Northern Beltway Channels	101,000.00	20,908.94	80,091.06
		<u>\$4,363,700.00</u>	<u>\$1,076,466.50</u>	<u>\$3,287,233.50</u>

Henderson

<u>Facility</u>	<u>Facility Name</u>	<u>Budget</u>	<u>Amount Spent</u>	<u>Amount Remaining</u>
RF.HN01	C-1 Channel	131,565.92	130,947.63	618.29
RF.HN02	Greenway Channel	11,877.83	11,201.96	675.87
RF.HN03	Van Wagenen Channel	1,300.00	40.36	1,259.64
RF.HN04	Gibson Channel	14,687.36	10,124.55	4,562.81
RF.HN05	Lower Pittman Channel	9,852.55	5,695.51	4,157.04
RF.HN06	Upper Pittman Wash	166,687.96	159,591.33	7,096.63
RF.HN07	UPRR Channel	2,357.64	397.80	1,959.84
RF.HN08	Sandwedge Channel	10,000.00	1,399.86	8,600.14
RF.HN09	Whitney Ranch Channel	27,610.28	26,610.28	1,000.00
RF.HN10	Duck Creek Channel	3,507.90	3,297.97	209.93
RF.HN11	Mission Hills Detention Basin	31,432.39	6,379.19	25,053.20
RF.HN12	Railroad East Channel	4,196.38	2,052.64	2,143.74
RF.HN13	MacDonald Ranch Channel	14,692.73	7,659.39	7,033.34
RF.HN14	Drake Channel	12,817.45	11,337.63	1,479.82
RF.HN15	I-515 Channel	2,846.51	1,092.57	1,753.94
RF.HN16	Eastern Channel	23,706.75	13,455.02	10,251.73
RF.HN17	Western Interceptor	3,500.00	19.83	3,480.17
RF.HN18	Equestrian Detention Basin	30,500.00	1,612.42	28,887.58
RF.HN19	Sunridge Channel	14,537.26	6,677.56	7,859.70
RF.HN20	Pittman Wash Railroad Channel	5,736.36	777.22	4,959.14

Regional Flood Control District
Maintenance Work Program Status Report- Fiscal Year 2017

Henderson

<u>Facility</u>	<u>Facility Name</u>	<u>Budget</u>	<u>Amount Spent</u>	<u>Amount Remaining</u>
RF.HN21	Pittman Park Detention Basin	4,414.42	3,378.06	1,036.36
RF.HN22	Pittman Wash Burns	9,500.00	1,982.32	7,517.68
RF.HN24	Pittman Pecos Channel	44,206.77	44,206.77	0.00
RF.HN25	Black Mountain DB	4,781.37	1,808.10	2,973.27
RF.HN26	East C-1 DB & Berm, Channel-Havre	38,743.68	2,654.46	36,089.22
RF.HN27	McCullough Hills Det Basin	8,031.60	2,641.41	5,390.19
RF.HN28	Pioneer Detention Basin	11,000.00	7,032.48	3,967.52
RF.HN29	Pittman East Det Basin	65,032.48	13,788.33	51,244.15
RF.HN30	Saguaro Park/Downs Channel	1,373.05	593.48	779.57
RF.HN31	C-1 Channel - US 95	4,883.97	4,820.50	63.47
RF.HN32	C-1 Channel Boulder Highway	6,626.72	224.37	6,402.35
RF.HN33	Upper Pittman Wash South	4,426.72	375.59	4,051.13
RF.HN34	Pittman Stephanie	2,785.35	1,950.21	835.14
RF.HN35	Pittman Desert Willow	1,300.00	20.08	1,279.92
RF.HN36	Pittman Foothills Drive	1,300.00	60.24	1,239.76
RF.HN37	Pittman Lake Mead	1,300.00	430.51	869.49
RF.HN38	Pittman Valle Verde	1,300.00	0.00	1,300.00
RF.HN40	Pittman Pioneer Detention	3,258.95	1,059.89	2,199.06
RF.HN41	Pittman West Horizon	4,748.85	4,228.89	519.96
RF.HN42	Pittman/Anthem Parkway	12,012.17	11,512.17	500.00
RF.HN43	Pittman Horizon Ridge	1,300.00	40.16	1,259.84
RF.HN45	Pittman Anthem Channel & DB	18,500.00	862.50	17,637.50
RF.HN46	Pittman Reunion Drive	2,100.00	20.08	2,079.92
RF.HN47	Pittman Green Valley	800.00	20.08	779.92
RF.HN48	Pittman Seven Hills	1,200.00	20.08	1,179.92
RF.HN49	C-1 Channel US 95 Trib 1	1,300.00	19.83	1,280.17
RF.HN50	C-1 Channel Four Kids	8,021.15	7,021.15	1,000.00
RF.HN53	Lake Las Vegas Magic Way Chnl	1,433.14	133.14	1,300.00
RF.HN54	Pittman Hampton Road	1,000.00	20.53	979.47
RF.HN55	Pittman Anthem Drive	1,300.00	61.23	1,238.77
RF.HN56	Pittman Wash Southeast	4,100.00	61.61	4,038.39
RF.HN57	Pittman Wash Wilderness Study	2,100.00	20.53	2,079.47
RF.HN58	Pittman Southedge-North	1,366.24	504.94	861.30
RF.HN59	Pittman Southedge-South	1,000.00	20.53	979.47
RF.HN60	Pittman Southedge-Anthem	1,800.00	389.03	1,410.97
RF.HN61	Pittman East Headworks DB	18,000.00	1,844.17	16,155.83
RF.HN62	C-1 Channel-Racetrack	1,090.10	210.28	879.82
		\$820,850.00	\$514,408.45	\$306,441.55

Las Vegas

<u>Facility</u>	<u>Facility Name</u>	<u>Budget</u>	<u>Amount Spent</u>	<u>Amount Remaining</u>
RF.LV51	Cedar Ave Channel/Nellis System	50,000.00	15,301.27	34,698.73
RF.LV52	Gowan/Angel Pk/Lone Mtn System	500,000.00	94,491.13	405,508.87
RF.LV53	Lake Mead/Smoke Ranch/Washington S	50,000.00	0.00	50,000.00
RF.LV54	Las Vegas Wash System	700,000.00	27,805.90	672,194.10
RF.LV55	Meadows/Oakey System	100,000.00	26,519.58	73,480.42
RF.LV56	Washington Ave/LV Creek	225,000.00	0.00	225,000.00
RF.LV57	US95/Outer Beltway/Ann Road System	1,000,000.00	43,306.78	956,693.22
		\$2,625,000.00	\$207,424.66	\$2,417,575.34

**Regional Flood Control District
Maintenance Work Program Status Report- Fiscal Year 2017**

Mesquite

<u>Facility</u>	<u>Facility Name</u>	<u>Budget</u>	<u>Amount Spent</u>	<u>Amount Remaining</u>
RF.ME01	Mesquite Town Wash	19,000.00	4,689.16	14,310.84
RF.ME02	Abbott Wash Channel	14,300.00	2,721.19	11,578.81
RF.ME04	Town Wash Detention Basin	467,300.00	442,264.16	25,035.84
RF.ME07	Pulsipher Wash	29,400.00	3,014.98	26,385.02
RF.ME08	Abbott Wash Detention Basin	68,000.00	1,181.34	66,818.66
RF.ME09	Pulsipher Wash Detention Basin	29,700.00	2,350.00	27,350.00
		<u>\$627,700.00</u>	<u>\$456,220.83</u>	<u>\$171,479.17</u>

North Las Vegas

<u>Facility</u>	<u>Facility Name</u>	<u>Budget</u>	<u>Amount Spent</u>	<u>Amount Remaining</u>
RF.NL01	LV Wash "N" Channel	53,172.81	4,711.07	48,461.74
RF.NL02	Las Vegas Wash-Middle	98,571.00	31,879.89	66,691.11
RF.NL03	LV Wash-King Charles Channel	42,071.00	11,204.97	30,866.03
RF.NL04	Vandenberg Detention Basin	71,571.00	6,477.93	65,093.07
RF.NL05	North Las Vegas Detention Basin	62,271.86	485.55	61,786.31
RF.NL06	Upper LVW DB & Moccasin Levee	58,000.00	403.73	57,596.27
RF.NL07	Carey/Lake Mead Detention Basin	434,648.84	351,044.81	83,604.03
RF.NL08	Gowan Outfall Channel	47,571.00	7,027.37	40,543.63
RF.NL10	Upper Las Vegas Wash	20,000.00	6,259.55	13,740.45
RF.NL11	Clayton Street Channel	43,571.00	1,588.76	41,982.24
RF.NL12	Lower Las Vegas Detention Basin	270,202.43	150,452.97	119,749.46
RF.NL13	West Trib-Ranch House to Lower LV DF	46,071.00	5,428.42	40,642.58
RF.NL14	Trib to Western Trib @ Craig Rd	46,071.00	18,879.36	27,191.64
RF.NL15	Las Vegas Wash-Smoke Ranch	43,571.00	9,085.42	34,485.58
RF.NL16	Upper Las Vegas Wash Channel	64,571.00	29,262.06	35,308.94
RF.NL17	Range Wash-LVW Diversion & Levee	75,595.91	923.94	74,671.97
RF.NL18	Cheyenne Peaking Basin	68,071.00	2,478.32	65,592.68
RF.NL19	LVW-Middle, Cheyenne Ave to Owens /	171,898.15	4,108.34	167,789.81
		<u>\$1,717,500.00</u>	<u>\$641,702.46</u>	<u>\$1,075,797.54</u>

	<u>Budget</u>	<u>Amount Spent</u>	<u>Amount Remaining</u>
Program Totals	<u>\$10,454,750.00</u>	<u>\$2,943,945.46</u>	<u>\$7,510,804.54</u>

**REGIONAL FLOOD CONTROL DISTRICT
FUND 3300 - BOND DEBT SERVICE FUND
FUND BALANCE REPORT
JANUARY 2017**

BEGINNING CASH BALANCE	7,188,496.63	
Accruals/Adjustments	<u>0.00</u>	
TOTAL BEGINNING CASH BALANCE		\$7,188,496.63
REVENUES:		
Interest Income	12,419.16	
Fund 2860 - Transfer In Debt Service	3,307,317.73	
Bonds Issued	0.00	
Premium on Bonds Issued	0.00	
Miscellaneous Other Revenue	0.00	
Accruals/Adjustments		
Miscellaneous Accruals/Adjustments	<u>0.00</u>	
TOTAL MONTHLY REVENUES		\$3,319,736.89
EXPENDITURES:		
Professional Services	0.00	
Debt Service Payments*	0.00	
Payments to Escrow Agent	0.00	
Transfers Out to Other Funds	0.00	
Accruals/Adjustments		
Miscellaneous Accruals/Adjustments	<u>0.00</u>	
TOTAL MONTHLY EXPENSES		<u>\$0.00</u>
ENDING CASH BALANCE:		<u><u>\$10,508,233.52</u></u>

*Principal payments paid annually (November); Interest payments paid semi-annually (May and November)

**REGIONAL FLOOD CONTROL DISTRICT
FUND 4430 - CONSTRUCTION FUND
FUND BALANCE REPORT
JANUARY 2017**

BEGINNING CASH BALANCE:

Cash in Custody of Treasurer	105,195,290.97
Custodial Account Cash Balance	40,358,385.41
Accruals/Adjustments	<u>(87,730.98)</u>

TOTAL BEGINNING CASH BALANCE **\$145,465,945.40**

REVENUES:

Fund 2860 - Transfer In Budgeted Transfer	3,750,000.00
Fund 3300 - Transfer In Bond Proceeds	0.00
Custodial Account - Transfer In to Treasurer	0.00
Interest Earnings	124,844.06
Custodial Account Interest Earnings	0.00
Proceeds from Bonds and Loans	0.00
Miscellaneous Other Revenue	0.00
Accruals/Adjustments	
Miscellaneous Accruals/Adjustments	<u>0.00</u>

TOTAL MONTHLY REVENUES **\$3,874,844.06**

EXPENDITURES:

Capital Improvement Program	(5,304,259.51)
Professional Services	0.00
Project Reimbursements	0.00
Fund 2860 - Transfer Out Interest Earnings	0.00
Fund 2860 - Transfer Out ILA Closeout/Reductions	0.00
Custodial Account - Transfer Out to Treasurer	0.00
Accruals/Adjustments	
Contracts Retention Payable	5,524.87
Contracts Retention Interest Payable	0.00
Accounts Payable	263.00
Miscellaneous Accruals/Adjustments	<u>0.00</u>

TOTAL MONTHLY EXPENDITURES **(\$5,298,471.64)**

ENDING CASH BALANCE:

Cash in Custody of Treasurer	103,683,932.41
Custodial Account Cash Balance	<u>40,358,385.41</u>

ENDING CASH BALANCE: **\$144,042,317.82**

**Regional Flood Control District
Monthly Expenditures
Capital Improvement Program
1/1/2017 to 1/31/2017**

Fund 4430

Fiscal Year- 2017

<u>Vendor</u>	<u>Project</u>	<u>Invoice No.</u>	<u>Inv. Date</u>	<u>PO Number</u>	<u>Date Paid</u>	<u>Amount</u>
CITY OF BOULDER CITY	RF.BOU05J10	1097	11/01/2016	4800002791 00010	01/06/2017	106,500.35
CITY OF HENDERSON	RF.HEN01I14	MSC5026519	12/01/2016	4800006817 00010	01/31/2017	226.16
CITY OF HENDERSON	RF.HEN04P09	MSC5026523	12/01/2016	4800002767 00010	01/31/2017	192.82
CITY OF HENDERSON	RF.HEN04Q15	MSC5026522	12/01/2016	4800007358 00010	01/31/2017	3,643.52
CITY OF HENDERSON	RF.HEN12I09	MSC5026521	12/01/2016	4800002400 00010	01/31/2017	367.38
CITY OF HENDERSON	RF.HEN12J16	MSC5026520	12/01/2016	4800007530 00010	01/31/2017	5,954.66
CITY OF HENDERSON	RF.HEN16A01	MSC5026517	12/01/2016	4800001182 00010	01/31/2017	1,028.32
CITY OF HENDERSON	RF.HEN16D15	MSC5026518	12/01/2016	4800007269 00010	01/31/2017	2,749.29
CITY OF HENDERSON	RF.HEN16E15	MSC5026525	12/01/2016	4800007841 00010	01/31/2017	120.42
CITY OF HENDERSON	RF.HEN24A11	MSC5026524	12/01/2016	4800004138 00010	01/31/2017	268.93
CITY OF LAS VEGAS	RF.LAS05K15	225841	01/11/2017	4800006738 00010	01/31/2017	243.51
CITY OF LAS VEGAS	RF.LAS14C11	225823	01/11/2017	4800004218 00010	01/31/2017	217.00
CITY OF LAS VEGAS	RF.LAS14D14	225822	01/11/2017	4800006033 00020	01/31/2017	5,063.32
CITY OF LAS VEGAS	RF.LAS16N13	225842	01/11/2017	4800005743 00020	01/31/2017	15,839.10
CITY OF LAS VEGAS	RF.LAS16O13	225843	01/11/2017	4800005933 00020	01/31/2017	38,450.14
CITY OF LAS VEGAS	RF.LAS16P15	225845	01/11/2017	4800007389 00010	01/31/2017	3,331.74
CITY OF LAS VEGAS	RF.LAS22S13	225799	01/10/2017	4800005745 00020	01/31/2017	1,873.43
CITY OF LAS VEGAS	RF.LAS23G15	225803	01/10/2017	4800007191 00010	01/31/2017	71,052.80
CITY OF LAS VEGAS	RF.LAS23H15	225806	01/10/2017	4800007390 00010	01/31/2017	5,117.77
CITY OF LAS VEGAS	RF.LAS24E07	225831	01/11/2017	4800000203 00050	01/31/2017	90.42
CITY OF LAS VEGAS	RF.LAS24H13	225830	01/11/2017	4800005747 00020	01/31/2017	1,197.31
CITY OF LAS VEGAS	RF.LAS24I15	225828	01/11/2017	4800007188 00010	01/31/2017	50,977.01
CITY OF LAS VEGAS	RF.LAS24J15	225829	01/11/2017	4800007189 00010	01/31/2017	51,733.04
CITY OF LAS VEGAS	RF.LAS25B13	225802	01/10/2017	4800005742 00020	01/31/2017	30,541.04
CITY OF LAS VEGAS	RF.LAS28C12	225837	01/11/2017	4800005013 00010	01/31/2017	1,450.41
CITY OF LAS VEGAS	RF.LAS29B15	225821	01/11/2017	4800007391 00010	01/31/2017	87,060.09
CITY OF LAS VEGAS	RF.LLD08A11	225866	01/11/2017	4800004223 00010	01/31/2017	26,553.74
CITY OF NORTH LAS VEGA	RF.NLV01G11	7952	01/12/2017	4800004209 00010	01/27/2017	848.39
CITY OF NORTH LAS VEGA	RF.NLV01I14	7953	01/12/2017	4800006072 00020	01/31/2017	1,904,742.61
CITY OF NORTH LAS VEGA	RF.NLV01I14	7966	01/24/2017	4800006072 00020	01/31/2017	257,687.97
CITY OF NORTH LAS VEGA	RF.NLV03E13	7958	01/12/2017	4800006067 00030	01/31/2017	3,288.72
CITY OF NORTH LAS VEGA	RF.NLV04J14	7956	01/12/2017	4800006074 00020	01/31/2017	2,279.78
CITY OF NORTH LAS VEGA	RF.NLV09E11	7951	01/12/2017	4800004139 00030	01/31/2017	26,535.83
CITY OF NORTH LAS VEGA	RF.NLV09I13	7957	01/12/2017	4800006141 00030	01/31/2017	7,328.53
CITY OF NORTH LAS VEGA	RF.NLV17C16	7960	01/12/2017	4800007933 00010	01/31/2017	2,518.99
CITY OF NORTH LAS VEGA	RF.NLV18B07	7954	01/12/2017	4800000791 00010	01/31/2017	263.00
CITY OF NORTH LAS VEGA	RF.NLV18F13	7959	01/12/2017	4800006034 00010	01/31/2017	90,686.18
CITY OF NORTH LAS VEGA	RF.NLV18H14	7955	01/12/2017	4800006604 00020	01/31/2017	7,559.97
LAS VEGAS PAVING CORP	RF.HEN04Q15	HEN04Q15#12	11/30/2016	4800007360 00010	01/26/2017	2,094.32
LAS VEGAS PAVING CORP	RF.HEN16D15	HEN16D15#12	11/30/2016	4800007270 00010	01/26/2017	6,658.50
PUBLIC WORKS/CC TREAS	RF.CLA04E99	1517084883	01/24/2017	none	01/24/2017	8,925.13
PUBLIC WORKS/CC TREAS	RF.CLA08S13	1517084879	01/24/2017	none	01/24/2017	4,462.50
PUBLIC WORKS/CC TREAS	RF.CLA15D12	1517084882	01/24/2017	none	01/24/2017	5,137.36
PUBLIC WORKS/CC TREAS	RF.CLA15E13	1517075854	01/03/2017	none	01/09/2017	117,412.97
PUBLIC WORKS/CC TREAS	RF.CLA15E13	1517075855	01/03/2017	none	01/18/2017	20,821.44

**Regional Flood Control District
Monthly Expenditures
Capital Improvement Program
1/1/2017 to 1/31/2017**

Fund 4430

Fiscal Year- 2017

<u>Vendor</u>	<u>Project</u>	<u>Invoice No.</u>	<u>Inv. Date</u>	<u>PO Number</u>	<u>Date Paid</u>	<u>Amount</u>
PUBLIC WORKS/CC TREAS	RF.CLA15E13	1517078598	01/10/2017	none	01/17/2017	2,150,195.51
PUBLIC WORKS/CC TREAS	RF.CLA15E13	1517084924	01/24/2017	none	01/24/2017	43,755.20
PUBLIC WORKS/CC TREAS	RF.CLA27C08	1517084884	01/24/2017	none	01/24/2017	4,333.95
PUBLIC WORKS/CC TREAS	RF.MOA01F10	1517081421	01/13/2017	none	01/18/2017	13,175.00
PUBLIC WORKS/CC TREAS	RF.MOA01F10	1517084886	01/24/2017	none	01/24/2017	8,429.50
TARGET CONSTRUCTION I	RF.HEN12J16	HEN12J16#2	12/31/2016	4800007799 00010	01/30/2017	101,744.44
VTN NEVADA	RF.HEN16A01	7520#37	12/10/2016	4800006059 00020	01/31/2017	1,530.00
Fiscal Year Total						\$5,304,259.51
Fund Total						\$5,304,259.51

REGIONAL FLOOD CONTROL DISTRICT
FUND 4440 - CAPITAL IMPROVEMENTS BOND FUND
FUND BALANCE REPORT
JANUARY 2017

BEGINNING CASH BALANCE:	22,405,248.27	
Accruals/Adjustments	<u>0.00</u>	
TOTAL BEGINNING CASH BALANCE		\$22,405,248.27
REVENUES:		
Interest Income	27,052.61	
Proceeds from Bonds and Loans	0.00	
Other	<u>0.00</u>	
TOTAL MONTHLY REVENUES		\$27,052.61
EXPENDITURES:		
Capital Improvement Program	(9,525.60)	
Professional Services	0.00	
Project Reimbursements	0.00	
Fund 4430 - Transfer Out Reallocated Expenses	0.00	
Accruals/Adjustments		
Contracts Retention Payable	0.00	
Contracts Retention Interest Payable	0.00	
Accounts Payable	0.00	
Miscellaneous Accruals/Adjustments	<u>0.00</u>	
TOTAL MONTHLY EXPENDITURES		(\$9,525.60)
ENDING CASH BALANCE:		<u>\$22,422,775.28</u>

**Regional Flood Control District
Monthly Expenditures
Capital Improvement Program
1/1/2017 to 1/31/2017**

Fund 4440

Fiscal Year- 2017

<u>Vendor</u>	<u>Project</u>	<u>Invoice No.</u>	<u>Inv. Date</u>	<u>PO Number</u>	<u>Date Paid</u>	<u>Amount</u>
PUBLIC WORKS/CC TREAS	RF.CLA27D13	1517077810	01/09/2017	none	01/18/2017	9,525.60
Fiscal Year Total						<u>\$9,525.60</u>
Fund Total						<u>\$9,525.60</u>

Current Project Expense Summary

PAY-AS-YOU-GO FUNDED PROJECTS

ENTITY: Boulder City

RF.BOU01C10

Hemenway System, Phase II Improvements

Interlocal Amount \$745,000.00

Original Funding Date 02/11/2010

Expiration Date 01/14/2019

Category	ILC Funding Allocation	Amount Spent	Total Remaining
Right of Way	\$0.00	\$0.00	\$0.00
Pre-Design	\$0.00	\$0.00	\$0.00
Design	\$730,000.00	\$470,319.20	\$259,680.80
Construction	\$0.00	\$0.00	\$0.00
Const Engineering	\$0.00	\$0.00	\$0.00
Environmental	\$15,000.00	\$7,726.67	\$7,273.33
Other	\$0.00	\$0.00	\$0.00
Total	\$745,000.00	\$478,045.87	\$266,954.13

RF.BOU01D17

Hemenway System, Phase IIA Improvements

Interlocal Amount \$2,222,694.00

Original Funding Date 02/09/2017

Expiration Date 02/09/2019

Category	ILC Funding Allocation	Amount Spent	Total Remaining
Right of Way	\$0.00	\$0.00	\$0.00
Pre-Design	\$0.00	\$0.00	\$0.00
Design	\$0.00	\$0.00	\$0.00
Construction	\$2,047,694.00	\$0.00	\$2,047,694.00
Const Engineering	\$175,000.00	\$0.00	\$175,000.00
Environmental	\$0.00	\$0.00	\$0.00
Other	\$0.00	\$0.00	\$0.00
Total	\$2,222,694.00	\$0.00	\$2,222,694.00

RF.BOU05J10

North Railroad Conveyance

Interlocal Amount \$530,000.00

Original Funding Date 02/11/2010

Expiration Date 06/30/2017

Category	ILC Funding Allocation	Amount Spent	Total Remaining
Right of Way	\$0.00	\$0.00	\$0.00
Pre-Design	\$0.00	\$0.00	\$0.00
Design	\$515,000.00	\$439,703.56	\$75,296.44
Construction	\$0.00	\$0.00	\$0.00
Const Engineering	\$0.00	\$0.00	\$0.00
Environmental	\$15,000.00	\$7,726.67	\$7,273.33
Other	\$0.00	\$0.00	\$0.00
Total	\$530,000.00	\$447,430.23	\$82,569.77

Current Project Expense Summary

PAY-AS-YOU-GO FUNDED PROJECTS

ENTITY: Clark County

RFCLA04E99

Flamingo Wash, McLeod Dr to Maryland PKWY

Interlocal Amount \$2,980,000.00

Original Funding Date 08/12/1999

Expiration Date 06/30/2018

Category	ILC Funding Allocation	Amount Spent	Total Remaining
Right of Way	\$741,500.00	\$637,505.24	\$103,994.76
Pre-Design	\$0.00	\$0.00	\$0.00
Design	\$1,877,500.00	\$1,474,483.70	\$403,016.30
Construction	\$0.00	\$0.00	\$0.00
Const Engineering	\$0.00	\$0.00	\$0.00
Environmental	\$339,000.00	\$315,950.17	\$23,049.83
Other	\$22,000.00	\$17,086.99	\$4,913.01
Total	\$2,980,000.00	\$2,445,026.10	\$534,973.90

RFCLA08Q13

Duck Creek at Dean Martin

Interlocal Amount \$480,000.00

Original Funding Date 09/12/2013

Expiration Date 06/30/2018

Category	ILC Funding Allocation	Amount Spent	Total Remaining
Right of Way	\$210,500.00	\$19,819.50	\$190,680.50
Pre-Design	\$0.00	\$0.00	\$0.00
Design	\$254,000.00	\$238,453.20	\$15,546.80
Construction	\$0.00	\$0.00	\$0.00
Const Engineering	\$0.00	\$0.00	\$0.00
Environmental	\$15,500.00	\$10,865.00	\$4,635.00
Other	\$0.00	\$0.00	\$0.00
Total	\$480,000.00	\$269,137.70	\$210,862.30

RFCLA08R13

Duck Creek, Las Vegas Boulevard

Interlocal Amount \$485,000.00

Original Funding Date 09/12/2013

Expiration Date 06/30/2018

Category	ILC Funding Allocation	Amount Spent	Total Remaining
Right of Way	\$1,000.00	\$0.00	\$1,000.00
Pre-Design	\$0.00	\$0.00	\$0.00
Design	\$483,000.00	\$0.00	\$483,000.00
Construction	\$0.00	\$0.00	\$0.00
Const Engineering	\$0.00	\$0.00	\$0.00
Environmental	\$1,000.00	\$0.00	\$1,000.00
Other	\$0.00	\$0.00	\$0.00
Total	\$485,000.00	\$0.00	\$485,000.00

Current Project Expense Summary

PAY-AS-YOU-GO FUNDED PROJECTS

ENTITY: Clark County

RF.CLA08S13

Silverado Ranch Detention Basin and Outfall Facilities

Interlocal Amount \$1,370,000.00

Original Funding Date 09/12/2013

Expiration Date 06/30/2021

Category	ILC Funding Allocation	Amount Spent	Total Remaining
Right of Way	\$31,000.00	\$0.00	\$31,000.00
Pre-Design	\$0.00	\$0.00	\$0.00
Design	\$1,248,000.00	\$158,484.07	\$1,089,515.93
Construction	\$0.00	\$0.00	\$0.00
Const Engineering	\$0.00	\$0.00	\$0.00
Environmental	\$81,000.00	\$1,100.75	\$79,899.25
Other	\$10,000.00	\$0.00	\$10,000.00
Total	\$1,370,000.00	\$159,584.82	\$1,210,415.18

RF.CLA08W16

Duck Creek at Dean Martin

Interlocal Amount \$3,787,357.00

Original Funding Date 10/13/2016

Expiration Date 06/30/2021

Category	ILC Funding Allocation	Amount Spent	Total Remaining
Right of Way	\$0.00	\$0.00	\$0.00
Pre-Design	\$0.00	\$0.00	\$0.00
Design	\$0.00	\$0.00	\$0.00
Construction	\$3,472,857.00	\$0.00	\$3,472,857.00
Const Engineering	\$314,500.00	\$0.00	\$314,500.00
Environmental	\$0.00	\$0.00	\$0.00
Other	\$0.00	\$0.00	\$0.00
Total	\$3,787,357.00	\$0.00	\$3,787,357.00

RF.CLA10F10

Flamingo Wash, Industrial Road to Hotel Rio Drive

Interlocal Amount \$46,000.00

Original Funding Date 04/08/2010

Expiration Date 06/30/2020

Category	ILC Funding Allocation	Amount Spent	Total Remaining
Right of Way	\$10,500.00	\$6,574.40	\$3,925.60
Pre-Design	\$0.00	\$0.00	\$0.00
Design	\$32,000.00	\$18,553.85	\$13,446.15
Construction	\$0.00	\$0.00	\$0.00
Const Engineering	\$0.00	\$0.00	\$0.00
Environmental	\$3,500.00	\$2,618.17	\$881.83
Other	\$0.00	\$0.00	\$0.00
Total	\$46,000.00	\$27,746.42	\$18,253.58

Current Project Expense Summary

PAY-AS-YOU-GO FUNDED PROJECTS

ENTITY: Clark County

RF.CLA10H13

Airport Channel - Naples

Interlocal Amount \$600,000.00

Original Funding Date 09/12/2013

Expiration Date 06/30/2018

Category	ILC Funding Allocation	Amount Spent	Total Remaining
Right of Way	\$2,000.00	\$1,088.00	\$912.00
Pre-Design	\$0.00	\$0.00	\$0.00
Design	\$579,000.00	\$218,668.81	\$360,331.19
Construction	\$0.00	\$0.00	\$0.00
Const Engineering	\$0.00	\$0.00	\$0.00
Environmental	\$19,000.00	\$0.00	\$19,000.00
Other	\$0.00	\$0.00	\$0.00
Total	\$600,000.00	\$219,756.81	\$380,243.19

RF.CLA15D12

LVW Sloan-Bonanza, Flam W below Nellis

Interlocal Amount \$5,622,000.00

Original Funding Date 06/14/2012

Expiration Date 06/30/2017

Category	ILC Funding Allocation	Amount Spent	Total Remaining
Right of Way	\$22,000.00	\$3,722.00	\$18,278.00
Pre-Design	\$0.00	\$0.00	\$0.00
Design	\$4,791,000.00	\$4,153,389.54	\$637,610.46
Construction	\$0.00	\$0.00	\$0.00
Const Engineering	\$0.00	\$0.00	\$0.00
Environmental	\$220,000.00	\$87,037.93	\$132,962.07
Other	\$589,000.00	\$488,442.91	\$100,557.09
Total	\$5,622,000.00	\$4,732,592.38	\$889,407.62

RF.CLA21A00

Orchard Detention Basin

Interlocal Amount \$1,674,700.00

Original Funding Date 07/13/2000

Expiration Date 06/30/2021

Category	ILC Funding Allocation	Amount Spent	Total Remaining
Right of Way	\$428,000.00	\$382,123.56	\$45,876.44
Pre-Design	\$0.00	\$0.00	\$0.00
Design	\$973,000.00	\$756,916.60	\$216,083.40
Construction	\$0.00	\$0.00	\$0.00
Const Engineering	\$0.00	\$0.00	\$0.00
Environmental	\$251,900.00	\$140,330.19	\$111,569.81
Other	\$21,800.00	\$353.71	\$21,446.29
Total	\$1,674,700.00	\$1,279,724.06	\$394,975.94

Current Project Expense Summary

PAY-AS-YOU-GO FUNDED PROJECTS

ENTITY: Clark County

RF.CLA27C08

Flamingo Diversion - Rainbow Branch

Interlocal Amount \$1,030,000.00

Original Funding Date 08/14/2008

Expiration Date 06/30/2019

Category	ILC Funding Allocation	Amount Spent	Total Remaining
Right of Way	\$33,000.00	\$11,521.30	\$21,478.70
Pre-Design	\$0.00	\$0.00	\$0.00
Design	\$897,000.00	\$744,240.38	\$152,759.62
Construction	\$0.00	\$0.00	\$0.00
Const Engineering	\$0.00	\$0.00	\$0.00
Environmental	\$10,000.00	\$8,791.09	\$1,208.91
Other	\$90,000.00	\$34,993.97	\$55,006.03
Total	\$1,030,000.00	\$799,546.74	\$230,453.26

ENTITY: Clark County Outlying

RF.BUN01D11

Windmill Wash Detention Basin Expansion

Interlocal Amount \$880,000.00

Original Funding Date 02/10/2011

Expiration Date 06/30/2021

Category	ILC Funding Allocation	Amount Spent	Total Remaining
Right of Way	\$94,000.00	\$32,052.15	\$61,947.85
Pre-Design	\$0.00	\$0.00	\$0.00
Design	\$660,000.00	\$595,571.05	\$64,428.95
Construction	\$0.00	\$0.00	\$0.00
Const Engineering	\$0.00	\$0.00	\$0.00
Environmental	\$119,000.00	\$115,797.47	\$3,202.53
Other	\$7,000.00	\$0.00	\$7,000.00
Total	\$880,000.00	\$743,420.67	\$136,579.33

RF.GSP01B10

Goodsprings - Phase I

Interlocal Amount \$53,400.00

Original Funding Date 03/11/2010

Expiration Date 06/30/2020

Category	ILC Funding Allocation	Amount Spent	Total Remaining
Right of Way	\$27,500.00	\$11,997.24	\$15,502.76
Pre-Design	\$0.00	\$0.00	\$0.00
Design	\$25,400.00	\$19,668.97	\$5,731.03
Construction	\$0.00	\$0.00	\$0.00
Const Engineering	\$0.00	\$0.00	\$0.00
Environmental	\$500.00	\$0.00	\$500.00
Other	\$0.00	\$0.00	\$0.00
Total	\$53,400.00	\$31,666.21	\$21,733.79

Current Project Expense Summary

PAY-AS-YOU-GO FUNDED PROJECTS

ENTITY: Clark County Outlying

REFLAU04A08

SR 163 at Casino Drive

Interlocal Amount \$473,500.00

Original Funding Date 10/09/2008

Expiration Date 06/30/2018

Category	ILC Funding Allocation	Amount Spent	Total Remaining
Right of Way	\$11,500.00	\$3,393.86	\$8,106.14
Pre-Design	\$0.00	\$0.00	\$0.00
Design	\$386,500.00	\$272,438.70	\$114,061.30
Construction	\$0.00	\$0.00	\$0.00
Const Engineering	\$0.00	\$0.00	\$0.00
Environmental	\$75,500.00	\$58,528.25	\$16,971.75
Other	\$0.00	\$0.00	\$0.00
Total	\$473,500.00	\$334,360.81	\$139,139.19

REFMOA01B89

Muddy River West Levee, Moapa Valley

Interlocal Amount \$13,501,000.00

Original Funding Date 05/11/1989

Expiration Date 06/30/2021

Category	ILC Funding Allocation	Amount Spent	Total Remaining
Right of Way	\$10,811,200.00	\$10,810,530.39	\$669.61
Pre-Design	\$0.00	\$0.00	\$0.00
Design	\$2,448,000.00	\$1,826,342.42	\$621,657.58
Construction	\$0.00	\$0.00	\$0.00
Const Engineering	\$0.00	\$0.00	\$0.00
Environmental	\$132,500.00	\$130,581.84	\$1,918.16
Other	\$109,300.00	\$99,009.79	\$10,290.21
Total	\$13,501,000.00	\$12,866,464.44	\$634,535.56

REFMOA01F10

Muddy River Logandale Levee

Interlocal Amount \$1,753,000.00

Original Funding Date 03/11/2010

Expiration Date 06/30/2017

Category	ILC Funding Allocation	Amount Spent	Total Remaining
Right of Way	\$830,500.00	\$475,182.92	\$355,317.08
Pre-Design	\$0.00	\$0.00	\$0.00
Design	\$761,000.00	\$695,251.90	\$65,748.10
Construction	\$0.00	\$0.00	\$0.00
Const Engineering	\$0.00	\$0.00	\$0.00
Environmental	\$103,500.00	\$64,883.35	\$38,616.65
Other	\$58,000.00	\$53,490.00	\$4,510.00
Total	\$1,753,000.00	\$1,288,808.17	\$464,191.83

Current Project Expense Summary

PAY-AS-YOU-GO FUNDED PROJECTS

ENTITY: Clark County Outlying

RF.MOA01H15

Muddy River Logandale Levee

Interlocal Amount \$7,200,000.00

Original Funding Date 01/08/2015

Expiration Date 06/30/2020

Category	ILC Funding Allocation	Amount Spent	Total Remaining
Right of Way	\$0.00	\$0.00	\$0.00
Pre-Design	\$0.00	\$0.00	\$0.00
Design	\$0.00	\$0.00	\$0.00
Construction	\$6,600,000.00	\$0.00	\$6,600,000.00
Const Engineering	\$600,000.00	\$0.00	\$600,000.00
Environmental	\$0.00	\$0.00	\$0.00
Other	\$0.00	\$0.00	\$0.00
Total	\$7,200,000.00	\$0.00	\$7,200,000.00

RF.MOA03A11

Fairgrounds Detention Basin

Interlocal Amount \$964,000.00

Original Funding Date 02/10/2011

Expiration Date 06/30/2020

Category	ILC Funding Allocation	Amount Spent	Total Remaining
Right of Way	\$25,500.00	\$22,331.30	\$3,168.70
Pre-Design	\$0.00	\$0.00	\$0.00
Design	\$749,000.00	\$351,371.54	\$397,628.46
Construction	\$0.00	\$0.00	\$0.00
Const Engineering	\$0.00	\$0.00	\$0.00
Environmental	\$172,500.00	\$145,845.36	\$26,654.64
Other	\$17,000.00	\$0.00	\$17,000.00
Total	\$964,000.00	\$519,548.20	\$444,451.80

RF.SEA03A09

Searchlight - South, Encinitas St Storm Drain

Interlocal Amount \$138,000.00

Original Funding Date 08/13/2009

Expiration Date 06/30/2019

Category	ILC Funding Allocation	Amount Spent	Total Remaining
Right of Way	\$500.00	\$0.00	\$500.00
Pre-Design	\$0.00	\$0.00	\$0.00
Design	\$137,000.00	\$30,882.44	\$106,117.56
Construction	\$0.00	\$0.00	\$0.00
Const Engineering	\$0.00	\$0.00	\$0.00
Environmental	\$500.00	\$0.00	\$500.00
Other	\$0.00	\$0.00	\$0.00
Total	\$138,000.00	\$30,882.44	\$107,117.56

Current Project Expense Summary

PAY-AS-YOU-GO FUNDED PROJECTS

ENTITY: COE/Clark County

RF.COE294

Tropicana & Flamingo Washes

Interlocal Amount \$36,259,348.00

Original Funding Date 01/12/1995

Expiration Date 06/30/2021

Category	ILC Funding Allocation	Amount Spent	Total Remaining
Right of Way	\$26,846,216.04	\$25,898,877.25	\$947,338.79
Pre-Design	\$0.00	\$0.00	\$0.00
Design	\$0.00	\$0.00	\$0.00
Construction	\$0.00	\$0.00	\$0.00
Const Engineering	\$0.00	\$0.00	\$0.00
Environmental	\$0.00	\$0.00	\$0.00
Other	\$9,413,131.96	\$9,362,696.71	\$50,435.25
Total	\$36,259,348.00	\$35,261,573.96	\$997,774.04

ENTITY: Henderson

RF.HEN01H09

Pittman Wash, Duck Creek at I-515

Interlocal Amount \$402,705.00

Original Funding Date 07/09/2009

Expiration Date 12/31/2017

Category	ILC Funding Allocation	Amount Spent	Total Remaining
Right of Way	\$9,934.00	\$9,934.00	\$0.00
Pre-Design	\$0.00	\$0.00	\$0.00
Design	\$372,370.00	\$319,478.57	\$52,891.43
Construction	\$0.00	\$0.00	\$0.00
Const Engineering	\$0.00	\$0.00	\$0.00
Environmental	\$20,401.00	\$20,401.00	\$0.00
Other	\$0.00	\$0.00	\$0.00
Total	\$402,705.00	\$349,813.57	\$52,891.43

RF.HEN01I14

Pittman Wash, Duck Creek at I-515

Interlocal Amount \$2,489,875.00

Original Funding Date 12/11/2014

Expiration Date 06/30/2017

Category	ILC Funding Allocation	Amount Spent	Total Remaining
Right of Way	\$0.00	\$0.00	\$0.00
Pre-Design	\$0.00	\$0.00	\$0.00
Design	\$0.00	\$0.00	\$0.00
Construction	\$2,303,585.00	\$2,249,520.00	\$54,065.00
Const Engineering	\$186,290.00	\$22,352.27	\$163,937.73
Environmental	\$0.00	\$0.00	\$0.00
Other	\$0.00	\$0.00	\$0.00
Total	\$2,489,875.00	\$2,271,872.27	\$218,002.73

Current Project Expense Summary

PAY-AS-YOU-GO FUNDED PROJECTS

ENTITY: Henderson

RF.HEN04P09

Racetrack Channel, Drake to Burkholder

Interlocal Amount \$247,099.00

Original Funding Date 12/10/2009

Expiration Date 06/30/2017

Category	ILC Funding Allocation	Amount Spent	Total Remaining
Right of Way	\$0.00	\$0.00	\$0.00
Pre-Design	\$0.00	\$0.00	\$0.00
Design	\$242,099.00	\$72,214.93	\$169,884.07
Construction	\$0.00	\$0.00	\$0.00
Const Engineering	\$0.00	\$0.00	\$0.00
Environmental	\$5,000.00	\$4,200.00	\$800.00
Other	\$0.00	\$0.00	\$0.00
Total	\$247,099.00	\$76,414.93	\$170,684.07

RF.HEN04Q15

Racetrack Channel, Drake to Burkholder

Interlocal Amount \$1,037,650.00

Original Funding Date 07/09/2015

Expiration Date 06/30/2017

Category	ILC Funding Allocation	Amount Spent	Total Remaining
Right of Way	\$0.00	\$0.00	\$0.00
Pre-Design	\$0.00	\$0.00	\$0.00
Design	\$0.00	\$0.00	\$0.00
Construction	\$903,650.00	\$772,361.72	\$131,288.28
Const Engineering	\$134,000.00	\$55,005.13	\$78,994.87
Environmental	\$0.00	\$0.00	\$0.00
Other	\$0.00	\$0.00	\$0.00
Total	\$1,037,650.00	\$827,366.85	\$210,283.15

RF.HEN05E09

Pittman, Horizon Ridge Detention Basin

Interlocal Amount \$727,285.00

Original Funding Date 12/10/2009

Expiration Date 12/31/2018

Category	ILC Funding Allocation	Amount Spent	Total Remaining
Right of Way	\$99,004.00	\$43,635.00	\$55,369.00
Pre-Design	\$0.00	\$0.00	\$0.00
Design	\$529,802.00	\$444,093.81	\$85,708.19
Construction	\$0.00	\$0.00	\$0.00
Const Engineering	\$0.00	\$0.00	\$0.00
Environmental	\$88,479.00	\$86,255.35	\$2,223.65
Other	\$10,000.00	\$0.00	\$10,000.00
Total	\$727,285.00	\$573,984.16	\$153,300.84

Current Project Expense Summary

PAY-AS-YOU-GO FUNDED PROJECTS

ENTITY: Henderson

RF.HEN06F08

C-1 Equestrian Tributary

Interlocal Amount \$2,743,039.51

Original Funding Date 01/10/2008

Expiration Date 03/31/2017

Category	ILC Funding Allocation	Amount Spent	Total Remaining
Right of Way	\$0.00	\$0.00	\$0.00
Pre-Design	\$0.00	\$0.00	\$0.00
Design	\$0.00	\$0.00	\$0.00
Construction	\$2,440,534.51	\$2,409,396.61	\$31,137.90
Const Engineering	\$302,505.00	\$302,398.54	\$106.46
Environmental	\$0.00	\$0.00	\$0.00
Other	\$0.00	\$0.00	\$0.00
Total	\$2,743,039.51	\$2,711,795.15	\$31,244.36

RF.HEN06H09

Equestrian Detention Basin Expansion

Interlocal Amount \$346,797.00

Original Funding Date 08/13/2009

Expiration Date 12/31/2018

Category	ILC Funding Allocation	Amount Spent	Total Remaining
Right of Way	\$29,013.00	\$29,013.00	\$0.00
Pre-Design	\$0.00	\$0.00	\$0.00
Design	\$292,966.00	\$267,839.09	\$25,126.91
Construction	\$0.00	\$0.00	\$0.00
Const Engineering	\$0.00	\$0.00	\$0.00
Environmental	\$12,818.00	\$12,818.00	\$0.00
Other	\$12,000.00	\$0.00	\$12,000.00
Total	\$346,797.00	\$309,670.09	\$37,126.91

RF.HEN12I09

Pittman, West Horizon - Palm Hills

Interlocal Amount \$275,078.00

Original Funding Date 07/09/2009

Expiration Date 12/31/2018

Category	ILC Funding Allocation	Amount Spent	Total Remaining
Right of Way	\$22,708.00	\$18,985.82	\$3,722.18
Pre-Design	\$0.00	\$0.00	\$0.00
Design	\$209,643.00	\$159,246.23	\$50,396.77
Construction	\$0.00	\$0.00	\$0.00
Const Engineering	\$0.00	\$0.00	\$0.00
Environmental	\$42,727.00	\$34,992.84	\$7,734.16
Other	\$0.00	\$0.00	\$0.00
Total	\$275,078.00	\$213,224.89	\$61,853.11

Current Project Expense Summary

PAY-AS-YOU-GO FUNDED PROJECTS

ENTITY: Henderson

RFHEN16A01

Pittman North Detention Basin & Outfall

Interlocal Amount \$2,181,514.00

Original Funding Date 07/12/2001

Expiration Date 12/31/2018

Category	ILC Funding Allocation	Amount Spent	Total Remaining
Right of Way	\$122,389.00	\$108,800.68	\$13,588.32
Pre-Design	\$0.00	\$0.00	\$0.00
Design	\$1,615,702.00	\$1,293,312.63	\$322,389.37
Construction	\$0.00	\$0.00	\$0.00
Const Engineering	\$0.00	\$0.00	\$0.00
Environmental	\$366,106.00	\$347,453.95	\$18,652.05
Other	\$77,317.00	\$25,956.27	\$51,360.73
Total	\$2,181,514.00	\$1,775,523.53	\$405,990.47

RFHEN16D15

Pittman North Detention Basin and Outfall, Phase 1

Interlocal Amount \$4,342,105.00

Original Funding Date 01/08/2015

Expiration Date 06/30/2018

Category	ILC Funding Allocation	Amount Spent	Total Remaining
Right of Way	\$0.00	\$0.00	\$0.00
Pre-Design	\$0.00	\$0.00	\$0.00
Design	\$0.00	\$0.00	\$0.00
Construction	\$3,818,100.00	\$3,390,487.19	\$427,612.81
Const Engineering	\$524,005.00	\$53,990.33	\$470,014.67
Environmental	\$0.00	\$0.00	\$0.00
Other	\$0.00	\$0.00	\$0.00
Total	\$4,342,105.00	\$3,444,477.52	\$897,627.48

RFHEN16E15

Pittman North DB & Outfall, Phase II - Starr Avenue

Interlocal Amount \$2,000,321.00

Original Funding Date 10/08/2015

Expiration Date 06/30/2018

Category	ILC Funding Allocation	Amount Spent	Total Remaining
Right of Way	\$0.00	\$0.00	\$0.00
Pre-Design	\$0.00	\$0.00	\$0.00
Design	\$0.00	\$0.00	\$0.00
Construction	\$1,852,096.00	\$0.00	\$1,852,096.00
Const Engineering	\$148,225.00	\$214.47	\$148,010.53
Environmental	\$0.00	\$0.00	\$0.00
Other	\$0.00	\$0.00	\$0.00
Total	\$2,000,321.00	\$214.47	\$2,000,106.53

Current Project Expense Summary

PAY-AS-YOU-GO FUNDED PROJECTS

ENTITY: Henderson

RFHEN22A09

Anthem Pkwy Channel, Horizon Ridge to Sienna Heights

Interlocal Amount \$179,474.00

Original Funding Date 07/09/2009

Expiration Date 12/31/2017

Category	ILC Funding Allocation	Amount Spent	Total Remaining
Right of Way	\$0.00	\$0.00	\$0.00
Pre-Design	\$0.00	\$0.00	\$0.00
Design	\$169,474.00	\$88,056.93	\$81,417.07
Construction	\$0.00	\$0.00	\$0.00
Const Engineering	\$0.00	\$0.00	\$0.00
Environmental	\$10,000.00	\$5,000.00	\$5,000.00
Other	\$0.00	\$0.00	\$0.00
Total	\$179,474.00	\$93,056.93	\$86,417.07

RFHEN23A09

Center Street Storm Drain

Interlocal Amount \$534,755.00

Original Funding Date 08/13/2009

Expiration Date 12/31/2017

Category	ILC Funding Allocation	Amount Spent	Total Remaining
Right of Way	\$13,870.00	\$13,870.00	\$0.00
Pre-Design	\$0.00	\$0.00	\$0.00
Design	\$499,355.00	\$470,605.62	\$28,749.38
Construction	\$0.00	\$0.00	\$0.00
Const Engineering	\$0.00	\$0.00	\$0.00
Environmental	\$21,530.00	\$21,530.00	\$0.00
Other	\$0.00	\$0.00	\$0.00
Total	\$534,755.00	\$506,005.62	\$28,749.38

RFHEN24A11

Duck Creek, Sunset to Sandhill

Interlocal Amount \$590,746.00

Original Funding Date 07/14/2011

Expiration Date 12/31/2017

Category	ILC Funding Allocation	Amount Spent	Total Remaining
Right of Way	\$39,006.00	\$39,006.00	\$0.00
Pre-Design	\$0.00	\$0.00	\$0.00
Design	\$324,421.00	\$286,224.81	\$38,196.19
Construction	\$0.00	\$0.00	\$0.00
Const Engineering	\$0.00	\$0.00	\$0.00
Environmental	\$161,839.00	\$154,938.25	\$6,900.75
Other	\$65,480.00	\$55,681.28	\$9,798.72
Total	\$590,746.00	\$535,850.34	\$54,895.66

Current Project Expense Summary

PAY-AS-YOU-GO FUNDED PROJECTS

ENTITY: Henderson

RFHLD06A15

Appaloosa Storm Drain

Interlocal Amount \$572,605.00

Original Funding Date 07/09/2015

Expiration Date 12/31/2017

Category	ILC Funding Allocation	Amount Spent	Total Remaining
Right of Way	\$0.00	\$0.00	\$0.00
Pre-Design	\$0.00	\$0.00	\$0.00
Design	\$0.00	\$0.00	\$0.00
Construction	\$572,605.00	\$0.00	\$572,605.00
Const Engineering	\$0.00	\$0.00	\$0.00
Environmental	\$0.00	\$0.00	\$0.00
Other	\$0.00	\$0.00	\$0.00
Total	\$572,605.00	\$0.00	\$572,605.00

ENTITY: Las Vegas

REFLAS14C11

Freeway Channel-Washington, MLK to Rancho Drive

Interlocal Amount \$998,510.00

Original Funding Date 07/14/2011

Expiration Date 12/30/2017

Category	ILC Funding Allocation	Amount Spent	Total Remaining
Right of Way	\$5,000.00	\$965.23	\$4,034.77
Pre-Design	\$0.00	\$0.00	\$0.00
Design	\$988,510.00	\$944,768.51	\$43,741.49
Construction	\$0.00	\$0.00	\$0.00
Const Engineering	\$0.00	\$0.00	\$0.00
Environmental	\$5,000.00	\$0.00	\$5,000.00
Other	\$0.00	\$0.00	\$0.00
Total	\$998,510.00	\$945,733.74	\$52,776.26

REFLAS16J09

Rancho System - Beltway to Elkhorn

Interlocal Amount \$962,076.00

Original Funding Date 12/10/2009

Expiration Date 06/30/2017

Category	ILC Funding Allocation	Amount Spent	Total Remaining
Right of Way	\$1,000.00	\$200.00	\$800.00
Pre-Design	\$0.00	\$0.00	\$0.00
Design	\$960,076.00	\$927,045.27	\$33,030.73
Construction	\$0.00	\$0.00	\$0.00
Const Engineering	\$0.00	\$0.00	\$0.00
Environmental	\$1,000.00	\$0.00	\$1,000.00
Other	\$0.00	\$0.00	\$0.00
Total	\$962,076.00	\$927,245.27	\$34,830.73

Current Project Expense Summary

PAY-AS-YOU-GO FUNDED PROJECTS

ENTITY: Las Vegas

RF.LAS16L11

Rancho Road System - Elkhorn, Ft Apache to Grand Canyon

Interlocal Amount \$400,000.00

Original Funding Date 07/14/2011

Expiration Date 12/30/2017

Category	ILC Funding Allocation	Amount Spent	Total Remaining
Right of Way	\$5,000.00	\$0.00	\$5,000.00
Pre-Design	\$0.00	\$0.00	\$0.00
Design	\$390,000.00	\$380,669.38	\$9,330.62
Construction	\$0.00	\$0.00	\$0.00
Const Engineering	\$0.00	\$0.00	\$0.00
Environmental	\$5,000.00	\$0.00	\$5,000.00
Other	\$0.00	\$0.00	\$0.00
Total	\$400,000.00	\$380,669.38	\$19,330.62

RF.LAS16N13

Rancho System - Beltway to Elkhorn Road

Interlocal Amount \$9,535,541.00

Original Funding Date 07/11/2013

Expiration Date 06/30/2017

Category	ILC Funding Allocation	Amount Spent	Total Remaining
Right of Way	\$0.00	\$0.00	\$0.00
Pre-Design	\$0.00	\$0.00	\$0.00
Design	\$0.00	\$0.00	\$0.00
Construction	\$8,542,522.00	\$7,710,057.07	\$832,464.93
Const Engineering	\$993,019.00	\$965,406.14	\$27,612.86
Environmental	\$0.00	\$0.00	\$0.00
Other	\$0.00	\$0.00	\$0.00
Total	\$9,535,541.00	\$8,675,463.21	\$860,077.79

RF.LAS16O13

Rancho Rd System-Elkhorn, Fort Apache to Grand Canyon

Interlocal Amount \$2,358,400.00

Original Funding Date 12/12/2013

Expiration Date 01/01/2018

Category	ILC Funding Allocation	Amount Spent	Total Remaining
Right of Way	\$0.00	\$0.00	\$0.00
Pre-Design	\$0.00	\$0.00	\$0.00
Design	\$0.00	\$0.00	\$0.00
Construction	\$2,204,100.00	\$2,019,620.77	\$184,479.23
Const Engineering	\$154,300.00	\$142,435.33	\$11,864.67
Environmental	\$0.00	\$0.00	\$0.00
Other	\$0.00	\$0.00	\$0.00
Total	\$2,358,400.00	\$2,162,056.10	\$196,343.90

Current Project Expense Summary

PAY-AS-YOU-GO FUNDED PROJECTS

ENTITY: Las Vegas

RFLAS16P15

Rancho Road System - Elkhorn, Grand Canyon to Hualapai

Interlocal Amount \$554,000.00

Original Funding Date 07/09/2015

Expiration Date 06/30/2019

Category	ILC Funding Allocation	Amount Spent	Total Remaining
Right of Way	\$2,000.00	\$0.00	\$2,000.00
Pre-Design	\$0.00	\$0.00	\$0.00
Design	\$550,000.00	\$9,437.26	\$540,562.74
Construction	\$0.00	\$0.00	\$0.00
Const Engineering	\$0.00	\$0.00	\$0.00
Environmental	\$2,000.00	\$0.00	\$2,000.00
Other	\$0.00	\$0.00	\$0.00
Total	\$554,000.00	\$9,437.26	\$544,562.74

RFLAS22R12

LVW-Grand Teton, Mountain Spa to Durango Drive

Interlocal Amount \$13,308,300.00

Original Funding Date 08/09/2012

Expiration Date 12/31/2016

Category	ILC Funding Allocation	Amount Spent	Total Remaining
Right of Way	\$0.00	\$0.00	\$0.00
Pre-Design	\$0.00	\$0.00	\$0.00
Design	\$0.00	\$0.00	\$0.00
Construction	\$12,270,300.00	\$11,212,368.51	\$1,057,931.49
Const Engineering	\$1,038,000.00	\$1,038,000.00	\$0.00
Environmental	\$0.00	\$0.00	\$0.00
Other	\$0.00	\$0.00	\$0.00
Total	\$13,308,300.00	\$12,250,368.51	\$1,057,931.49

RFLAS22S13

Brent Drainage System-Floyd Lamb Park to Durango Drive

Interlocal Amount \$533,365.00

Original Funding Date 07/11/2013

Expiration Date 06/30/2019

Category	ILC Funding Allocation	Amount Spent	Total Remaining
Right of Way	\$1,000.00	\$0.00	\$1,000.00
Pre-Design	\$0.00	\$0.00	\$0.00
Design	\$530,365.00	\$357,398.93	\$172,966.07
Construction	\$0.00	\$0.00	\$0.00
Const Engineering	\$0.00	\$0.00	\$0.00
Environmental	\$2,000.00	\$0.00	\$2,000.00
Other	\$0.00	\$0.00	\$0.00
Total	\$533,365.00	\$357,398.93	\$175,966.07

Current Project Expense Summary

PAY-AS-YOU-GO FUNDED PROJECTS

ENTITY: Las Vegas

RFLAS22T15

Brent Drainage System - Floyd Lamb Park to Durango Drive
Interlocal Amount \$4,900,700.00

Original Funding Date 08/13/2015
Expiration Date 12/31/2019

Category	ILC Funding Allocation	Amount Spent	Total Remaining
Right of Way	\$0.00	\$0.00	\$0.00
Pre-Design	\$0.00	\$0.00	\$0.00
Design	\$0.00	\$0.00	\$0.00
Construction	\$4,600,000.00	\$0.00	\$4,600,000.00
Const Engineering	\$300,700.00	\$0.00	\$300,700.00
Environmental	\$0.00	\$0.00	\$0.00
Other	\$0.00	\$0.00	\$0.00
Total	\$4,900,700.00	\$0.00	\$4,900,700.00

RFLAS23E13

Centennial Pkwy Channel West-CC 215, Pioneer Way to US95
Interlocal Amount \$1,070,687.00

Original Funding Date 07/11/2013
Expiration Date 06/30/2019

Category	ILC Funding Allocation	Amount Spent	Total Remaining
Right of Way	\$2,000.00	\$604.38	\$1,395.62
Pre-Design	\$0.00	\$0.00	\$0.00
Design	\$1,063,687.00	\$793,499.69	\$270,187.31
Construction	\$0.00	\$0.00	\$0.00
Const Engineering	\$0.00	\$0.00	\$0.00
Environmental	\$5,000.00	\$0.00	\$5,000.00
Other	\$0.00	\$0.00	\$0.00
Total	\$1,070,687.00	\$794,104.07	\$276,582.93

RFLAS23F14

Centennial Parkway Channel West-CC215, Pioneer Way to US95
Interlocal Amount \$13,900,000.00

Original Funding Date 11/13/2014
Expiration Date 06/30/2018

Category	ILC Funding Allocation	Amount Spent	Total Remaining
Right of Way	\$0.00	\$0.00	\$0.00
Pre-Design	\$0.00	\$0.00	\$0.00
Design	\$0.00	\$0.00	\$0.00
Construction	\$12,800,000.00	\$10,120,636.63	\$2,679,363.37
Const Engineering	\$1,100,000.00	\$50,833.66	\$1,049,166.34
Environmental	\$0.00	\$0.00	\$0.00
Other	\$0.00	\$0.00	\$0.00
Total	\$13,900,000.00	\$10,171,470.29	\$3,728,529.71

Current Project Expense Summary

PAY-AS-YOU-GO FUNDED PROJECTS

ENTITY: Las Vegas

REFLAS23G15

Centennial Parkway Channel West-US95, CC215 to Durango
Interlocal Amount \$1,261,471.00

Original Funding Date 07/09/2015
Expiration Date 06/30/2019

Category	ILC Funding Allocation	Amount Spent	Total Remaining
Right of Way	\$4,000.00	\$0.00	\$4,000.00
Pre-Design	\$0.00	\$0.00	\$0.00
Design	\$1,253,471.00	\$336,871.36	\$916,599.64
Construction	\$0.00	\$0.00	\$0.00
Const Engineering	\$0.00	\$0.00	\$0.00
Environmental	\$4,000.00	\$0.00	\$4,000.00
Other	\$0.00	\$0.00	\$0.00
Total	\$1,261,471.00	\$336,871.36	\$924,599.64

REFLAS23H15

Centennial Parkway Channel West-US95, Durango to Grand Teton
Interlocal Amount \$985,231.00

Original Funding Date 07/09/2015
Expiration Date 06/30/2019

Category	ILC Funding Allocation	Amount Spent	Total Remaining
Right of Way	\$2,000.00	\$0.00	\$2,000.00
Pre-Design	\$0.00	\$0.00	\$0.00
Design	\$981,231.00	\$66,579.63	\$914,651.37
Construction	\$0.00	\$0.00	\$0.00
Const Engineering	\$0.00	\$0.00	\$0.00
Environmental	\$2,000.00	\$0.00	\$2,000.00
Other	\$0.00	\$0.00	\$0.00
Total	\$985,231.00	\$66,579.63	\$918,651.37

REFLAS24E07

Gowan Outfall - Lone Mountain Branch (Rancho Drive to Decatur Boulevard)
Interlocal Amount \$1,614,000.00

Original Funding Date 07/12/2007
Expiration Date 06/30/2017

Category	ILC Funding Allocation	Amount Spent	Total Remaining
Right of Way	\$17,000.00	\$16,933.80	\$66.20
Pre-Design	\$0.00	\$0.00	\$0.00
Design	\$1,547,000.00	\$1,546,701.01	\$298.99
Construction	\$0.00	\$0.00	\$0.00
Const Engineering	\$0.00	\$0.00	\$0.00
Environmental	\$0.00	\$0.00	\$0.00
Other	\$50,000.00	\$19,191.32	\$30,808.68
Total	\$1,614,000.00	\$1,582,826.13	\$31,173.87

Current Project Expense Summary

PAY-AS-YOU-GO FUNDED PROJECTS

ENTITY: Las Vegas

RFLAS24H13

Gowan North-Buffalo Branch,Lone Mtn to Washburn Rd
Interlocal Amount \$992,000.00

Original Funding Date 07/11/2013
Expiration Date 06/30/2019

Category	ILC Funding Allocation	Amount Spent	Total Remaining
Right of Way	\$30,000.00	\$6,200.00	\$23,800.00
Pre-Design	\$0.00	\$0.00	\$0.00
Design	\$960,000.00	\$497,122.49	\$462,877.51
Construction	\$0.00	\$0.00	\$0.00
Const Engineering	\$0.00	\$0.00	\$0.00
Environmental	\$2,000.00	\$0.00	\$2,000.00
Other	\$0.00	\$0.00	\$0.00
Total	\$992,000.00	\$503,322.49	\$488,677.51

RFLAS24I15

Gowan Box Canyon - Lone Mountain Road
Interlocal Amount \$704,000.00

Original Funding Date 07/09/2015
Expiration Date 06/30/2019

Category	ILC Funding Allocation	Amount Spent	Total Remaining
Right of Way	\$2,000.00	\$0.00	\$2,000.00
Pre-Design	\$0.00	\$0.00	\$0.00
Design	\$700,000.00	\$90,627.60	\$609,372.40
Construction	\$0.00	\$0.00	\$0.00
Const Engineering	\$0.00	\$0.00	\$0.00
Environmental	\$2,000.00	\$0.00	\$2,000.00
Other	\$0.00	\$0.00	\$0.00
Total	\$704,000.00	\$90,627.60	\$613,372.40

RFLAS24J15

Gowan North - El Capitan Branch, Lone Mountain to Ann Road
Interlocal Amount \$785,478.00

Original Funding Date 07/09/2015
Expiration Date 06/30/2019

Category	ILC Funding Allocation	Amount Spent	Total Remaining
Right of Way	\$2,000.00	\$0.00	\$2,000.00
Pre-Design	\$0.00	\$0.00	\$0.00
Design	\$781,478.00	\$191,913.59	\$589,564.41
Construction	\$0.00	\$0.00	\$0.00
Const Engineering	\$0.00	\$0.00	\$0.00
Environmental	\$2,000.00	\$0.00	\$2,000.00
Other	\$0.00	\$0.00	\$0.00
Total	\$785,478.00	\$191,913.59	\$593,564.41

Current Project Expense Summary

PAY-AS-YOU-GO FUNDED PROJECTS

ENTITY: Las Vegas

RF.LAS25B13

Cedar Avenue Channel Improvements

Interlocal Amount \$831,489.00

Original Funding Date 07/11/2013

Expiration Date 06/30/2019

Category	ILC Funding Allocation	Amount Spent	Total Remaining
Right of Way	\$2,000.00	\$0.00	\$2,000.00
Pre-Design	\$0.00	\$0.00	\$0.00
Design	\$827,489.00	\$599,096.25	\$228,392.75
Construction	\$0.00	\$0.00	\$0.00
Const Engineering	\$0.00	\$0.00	\$0.00
Environmental	\$2,000.00	\$0.00	\$2,000.00
Other	\$0.00	\$0.00	\$0.00
Total	\$831,489.00	\$599,096.25	\$232,392.75

RF.LAS28C12

Las Vegas Wash - Sloan Channel to Cedar Avenue

Interlocal Amount \$110,000.00

Original Funding Date 06/14/2012

Expiration Date 06/30/2017

Category	ILC Funding Allocation	Amount Spent	Total Remaining
Right of Way	\$0.00	\$0.00	\$0.00
Pre-Design	\$0.00	\$0.00	\$0.00
Design	\$110,000.00	\$61,882.36	\$48,117.64
Construction	\$0.00	\$0.00	\$0.00
Const Engineering	\$0.00	\$0.00	\$0.00
Environmental	\$0.00	\$0.00	\$0.00
Other	\$0.00	\$0.00	\$0.00
Total	\$110,000.00	\$61,882.36	\$48,117.64

RF.LAS29B15

Flamingo-Boulder HWY N-Boulder HWY Sahara to Charleston

Interlocal Amount \$1,226,003.00

Original Funding Date 12/10/2015

Expiration Date 12/31/2019

Category	ILC Funding Allocation	Amount Spent	Total Remaining
Right of Way	\$4,000.00	\$0.00	\$4,000.00
Pre-Design	\$0.00	\$0.00	\$0.00
Design	\$1,218,003.00	\$460,157.63	\$757,845.37
Construction	\$0.00	\$0.00	\$0.00
Const Engineering	\$0.00	\$0.00	\$0.00
Environmental	\$4,000.00	\$0.00	\$4,000.00
Other	\$0.00	\$0.00	\$0.00
Total	\$1,226,003.00	\$460,157.63	\$765,845.37

Current Project Expense Summary

PAY-AS-YOU-GO FUNDED PROJECTS

ENTITY: Las Vegas

RFLAS29C16

Flamingo-Bldr Hwy, N Charleston-Maryland Pkwy System

Interlocal Amount \$1,215,549.00

Original Funding Date 09/08/2016

Expiration Date 06/30/2019

Category	ILC Funding Allocation	Amount Spent	Total Remaining
Right of Way	\$5,000.00	\$0.00	\$5,000.00
Pre-Design	\$0.00	\$0.00	\$0.00
Design	\$1,205,549.00	\$1,093.36	\$1,204,455.64
Construction	\$0.00	\$0.00	\$0.00
Const Engineering	\$0.00	\$0.00	\$0.00
Environmental	\$5,000.00	\$0.00	\$5,000.00
Other	\$0.00	\$0.00	\$0.00
Total	\$1,215,549.00	\$1,093.36	\$1,214,455.64

RFLAS30A13

Gowan-Alexander Rd., Rancho Drive to Decatur Boulevard

Interlocal Amount \$711,938.00

Original Funding Date 07/11/2013

Expiration Date 06/30/2019

Category	ILC Funding Allocation	Amount Spent	Total Remaining
Right of Way	\$3,000.00	\$0.00	\$3,000.00
Pre-Design	\$0.00	\$0.00	\$0.00
Design	\$706,938.00	\$260,779.40	\$446,158.60
Construction	\$0.00	\$0.00	\$0.00
Const Engineering	\$0.00	\$0.00	\$0.00
Environmental	\$2,000.00	\$0.00	\$2,000.00
Other	\$0.00	\$0.00	\$0.00
Total	\$711,938.00	\$260,779.40	\$451,158.60

RFLLD08A11

Lexington Street Storm Drain

Interlocal Amount \$1,000,000.00

Original Funding Date 07/14/2011

Expiration Date 06/30/2017

Category	ILC Funding Allocation	Amount Spent	Total Remaining
Right of Way	\$0.00	\$0.00	\$0.00
Pre-Design	\$0.00	\$0.00	\$0.00
Design	\$0.00	\$0.00	\$0.00
Construction	\$1,000,000.00	\$926,610.34	\$73,389.66
Const Engineering	\$0.00	\$0.00	\$0.00
Environmental	\$0.00	\$0.00	\$0.00
Other	\$0.00	\$0.00	\$0.00
Total	\$1,000,000.00	\$926,610.34	\$73,389.66

Current Project Expense Summary

PAY-AS-YOU-GO FUNDED PROJECTS

ENTITY: Las Vegas

REF: RFLD10B13

Buckskin Avenue Storm Drain

Interlocal Amount \$1,200,000.00

Original Funding Date 07/11/2013

Expiration Date 12/30/2017

Category	ILC Funding Allocation	Amount Spent	Total Remaining
Right of Way	\$0.00	\$0.00	\$0.00
Pre-Design	\$0.00	\$0.00	\$0.00
Design	\$0.00	\$0.00	\$0.00
Construction	\$1,200,000.00	\$0.00	\$1,200,000.00
Const Engineering	\$0.00	\$0.00	\$0.00
Environmental	\$0.00	\$0.00	\$0.00
Other	\$0.00	\$0.00	\$0.00
Total	\$1,200,000.00	\$0.00	\$1,200,000.00

ENTITY: Mesquite

REF: REMES04A15

Virgin River Flood Wall

Interlocal Amount \$517,000.00

Original Funding Date 11/12/2015

Expiration Date 07/30/2018

Category	ILC Funding Allocation	Amount Spent	Total Remaining
Right of Way	\$2,000.00	\$0.00	\$2,000.00
Pre-Design	\$208,278.00	\$77,492.94	\$130,785.06
Design	\$291,722.00	\$0.00	\$291,722.00
Construction	\$0.00	\$0.00	\$0.00
Const Engineering	\$0.00	\$0.00	\$0.00
Environmental	\$15,000.00	\$0.00	\$15,000.00
Other	\$0.00	\$0.00	\$0.00
Total	\$517,000.00	\$77,492.94	\$439,507.06

Current Project Expense Summary

PAY-AS-YOU-GO FUNDED PROJECTS

ENTITY: North Las Vegas

RF.NLD14A15

Oak Island Drive Storm Drain

Interlocal Amount \$497,750.00

Original Funding Date 07/09/2015

Expiration Date 12/31/2020

Category	ILC Funding Allocation	Amount Spent	Total Remaining
Right of Way	\$0.00	\$0.00	\$0.00
Pre-Design	\$0.00	\$0.00	\$0.00
Design	\$0.00	\$0.00	\$0.00
Construction	\$497,750.00	\$0.00	\$497,750.00
Const Engineering	\$0.00	\$0.00	\$0.00
Environmental	\$0.00	\$0.00	\$0.00
Other	\$0.00	\$0.00	\$0.00
Total	\$497,750.00	\$0.00	\$497,750.00

RF.NLV01G11

Ann Road Channel East, ULVW to Fifth Street

Interlocal Amount \$1,063,556.00

Original Funding Date 08/11/2011

Expiration Date 06/30/2018

Category	ILC Funding Allocation	Amount Spent	Total Remaining
Right of Way	\$378,556.00	\$316,746.84	\$61,809.16
Pre-Design	\$0.00	\$0.00	\$0.00
Design	\$650,000.00	\$638,923.15	\$11,076.85
Construction	\$0.00	\$0.00	\$0.00
Const Engineering	\$0.00	\$0.00	\$0.00
Environmental	\$10,000.00	\$0.00	\$10,000.00
Other	\$25,000.00	\$0.00	\$25,000.00
Total	\$1,063,556.00	\$955,669.99	\$107,886.01

RF.NLV01H13

Las Vegas Wash - "N" Channel, Cheyenne to Gowan

Interlocal Amount \$317,990.00

Original Funding Date 10/10/2013

Expiration Date 06/30/2018

Category	ILC Funding Allocation	Amount Spent	Total Remaining
Right of Way	\$38,500.00	\$34,533.51	\$3,966.49
Pre-Design	\$0.00	\$0.00	\$0.00
Design	\$244,880.00	\$219,446.18	\$25,433.82
Construction	\$0.00	\$0.00	\$0.00
Const Engineering	\$0.00	\$0.00	\$0.00
Environmental	\$23,030.00	\$22,583.97	\$446.03
Other	\$11,580.00	\$11,580.00	\$0.00
Total	\$317,990.00	\$288,143.66	\$29,846.34

Current Project Expense Summary

PAY-AS-YOU-GO FUNDED PROJECTS

ENTITY: North Las Vegas

REF: NLV01J15

Las Vegas Wash - "N" Channel, Cheyenne to Gowan

Interlocal Amount \$3,158,000.00

Original Funding Date 08/13/2015

Expiration Date 06/30/2018

Category	ILC Funding Allocation	Amount Spent	Total Remaining
Right of Way	\$0.00	\$0.00	\$0.00
Pre-Design	\$0.00	\$0.00	\$0.00
Design	\$0.00	\$0.00	\$0.00
Construction	\$2,833,000.00	\$2,582,006.50	\$250,993.50
Const Engineering	\$325,000.00	\$226,234.28	\$98,765.72
Environmental	\$0.00	\$0.00	\$0.00
Other	\$0.00	\$0.00	\$0.00
Total	\$3,158,000.00	\$2,808,240.78	\$349,759.22

REF: NLV03E13

Hollywood System, Dunes South DB to Centennial Parkway

Interlocal Amount \$2,706,972.00

Original Funding Date 10/10/2013

Expiration Date 12/31/2018

Category	ILC Funding Allocation	Amount Spent	Total Remaining
Right of Way	\$1,116,972.00	\$29,378.21	\$1,087,593.79
Pre-Design	\$0.00	\$0.00	\$0.00
Design	\$1,580,000.00	\$809,761.44	\$770,238.56
Construction	\$0.00	\$0.00	\$0.00
Const Engineering	\$0.00	\$0.00	\$0.00
Environmental	\$10,000.00	\$0.00	\$10,000.00
Other	\$0.00	\$0.00	\$0.00
Total	\$2,706,972.00	\$839,139.65	\$1,867,832.35

REF: NLV04F07

Simmons Street Drainage Improvements - Carey to Craig

Interlocal Amount \$2,323,263.00

Original Funding Date 04/12/2007

Expiration Date 12/31/2017

Category	ILC Funding Allocation	Amount Spent	Total Remaining
Right of Way	\$1,240,000.00	\$1,040,853.16	\$199,146.84
Pre-Design	\$0.00	\$0.00	\$0.00
Design	\$1,033,263.00	\$1,030,818.29	\$2,444.71
Construction	\$0.00	\$0.00	\$0.00
Const Engineering	\$0.00	\$0.00	\$0.00
Environmental	\$0.00	\$0.00	\$0.00
Other	\$50,000.00	\$31,890.00	\$18,110.00
Total	\$2,323,263.00	\$2,103,561.45	\$219,701.55

Current Project Expense Summary

PAY-AS-YOU-GO FUNDED PROJECTS

ENTITY: North Las Vegas

RF.NLV04K17

Gowan Outfall, Alexander Rd - Decatur to Simmons Street

Interlocal Amount \$1,931,156.00

Original Funding Date 02/09/2017

Expiration Date 06/30/2018

Category	ILC Funding Allocation	Amount Spent	Total Remaining
Right of Way	\$0.00	\$0.00	\$0.00
Pre-Design	\$0.00	\$0.00	\$0.00
Design	\$1,921,156.00	\$0.00	\$1,921,156.00
Construction	\$0.00	\$0.00	\$0.00
Const Engineering	\$0.00	\$0.00	\$0.00
Environmental	\$10,000.00	\$0.00	\$10,000.00
Other	\$0.00	\$0.00	\$0.00
Total	\$1,931,156.00	\$0.00	\$1,931,156.00

RF.NLV09E11

Vandenberg North Detention Basin & Outfall

Interlocal Amount \$1,268,000.00

Original Funding Date 04/14/2011

Expiration Date 06/30/2018

Category	ILC Funding Allocation	Amount Spent	Total Remaining
Right of Way	\$30,000.00	\$24,924.73	\$5,075.27
Pre-Design	\$133,000.00	\$123,326.23	\$9,673.77
Design	\$1,100,000.00	\$225,782.76	\$874,217.24
Construction	\$0.00	\$0.00	\$0.00
Const Engineering	\$0.00	\$0.00	\$0.00
Environmental	\$5,000.00	\$0.00	\$5,000.00
Other	\$0.00	\$0.00	\$0.00
Total	\$1,268,000.00	\$374,033.72	\$893,966.28

RF.NLV09G13

Centennial Collector

Interlocal Amount \$556,143.00

Original Funding Date 10/10/2013

Expiration Date 06/30/2017

Category	ILC Funding Allocation	Amount Spent	Total Remaining
Right of Way	\$100,000.00	\$4,621.07	\$95,378.93
Pre-Design	\$0.00	\$0.00	\$0.00
Design	\$446,143.00	\$45,465.67	\$400,677.33
Construction	\$0.00	\$0.00	\$0.00
Const Engineering	\$0.00	\$0.00	\$0.00
Environmental	\$10,000.00	\$0.00	\$10,000.00
Other	\$0.00	\$0.00	\$0.00
Total	\$556,143.00	\$50,086.74	\$506,056.26

Current Project Expense Summary

PAY-AS-YOU-GO FUNDED PROJECTS

ENTITY: North Las Vegas

RF.NLV09I13

Beltway Detention Basin and Channel

Interlocal Amount \$1,034,000.00

Original Funding Date 10/10/2013

Expiration Date 06/30/2019

Category	ILC Funding Allocation	Amount Spent	Total Remaining
Right of Way	\$100,000.00	\$22,640.02	\$77,359.98
Pre-Design	\$0.00	\$0.00	\$0.00
Design	\$924,000.00	\$338,092.59	\$585,907.41
Construction	\$0.00	\$0.00	\$0.00
Const Engineering	\$0.00	\$0.00	\$0.00
Environmental	\$10,000.00	\$1,185.69	\$8,814.31
Other	\$0.00	\$0.00	\$0.00
Total	\$1,034,000.00	\$361,918.30	\$672,081.70

RF.NLV17C16

Fifth Street Collector, Centennial Pkwy to Deer Springs Way

Interlocal Amount \$726,079.00

Original Funding Date 11/10/2016

Expiration Date 06/30/2018

Category	ILC Funding Allocation	Amount Spent	Total Remaining
Right of Way	\$409,088.00	\$0.00	\$409,088.00
Pre-Design	\$0.00	\$0.00	\$0.00
Design	\$306,991.00	\$2,518.99	\$304,472.01
Construction	\$0.00	\$0.00	\$0.00
Const Engineering	\$0.00	\$0.00	\$0.00
Environmental	\$10,000.00	\$0.00	\$10,000.00
Other	\$0.00	\$0.00	\$0.00
Total	\$726,079.00	\$2,518.99	\$723,560.01

RF.NLV18A07

Colton Channel

Interlocal Amount \$1,214,634.00

Original Funding Date 09/13/2007

Expiration Date 12/31/2017

Category	ILC Funding Allocation	Amount Spent	Total Remaining
Right of Way	\$20,000.00	\$448.14	\$19,551.86
Pre-Design	\$0.00	\$0.00	\$0.00
Design	\$1,154,634.00	\$1,143,393.38	\$11,240.62
Construction	\$0.00	\$0.00	\$0.00
Const Engineering	\$0.00	\$0.00	\$0.00
Environmental	\$25,000.00	\$22,956.25	\$2,043.75
Other	\$15,000.00	\$8,250.00	\$6,750.00
Total	\$1,214,634.00	\$1,175,047.77	\$39,586.23

Current Project Expense Summary

PAY-AS-YOU-GO FUNDED PROJECTS

ENTITY: North Las Vegas

RF.NLV18B07

Brooks Channel

Interlocal Amount \$677,749.00

Original Funding Date 09/13/2007

Expiration Date 06/30/2017

Category	ILC Funding Allocation	Amount Spent	Total Remaining
Right of Way	\$85,000.00	\$9,616.85	\$75,383.15
Pre-Design	\$0.00	\$0.00	\$0.00
Design	\$545,839.00	\$544,782.69	\$1,056.31
Construction	\$0.00	\$0.00	\$0.00
Const Engineering	\$0.00	\$0.00	\$0.00
Environmental	\$36,910.00	\$24,752.87	\$12,157.13
Other	\$10,000.00	\$0.00	\$10,000.00
Total	\$677,749.00	\$579,152.41	\$98,596.59

RF.NLV18F13

Central Freeway Channel At Cheyenne

Interlocal Amount \$772,549.00

Original Funding Date 12/12/2013

Expiration Date 06/30/2018

Category	ILC Funding Allocation	Amount Spent	Total Remaining
Right of Way	\$5,000.00	\$270.36	\$4,729.64
Pre-Design	\$0.00	\$0.00	\$0.00
Design	\$767,549.00	\$586,881.66	\$180,667.34
Construction	\$0.00	\$0.00	\$0.00
Const Engineering	\$0.00	\$0.00	\$0.00
Environmental	\$0.00	\$0.00	\$0.00
Other	\$0.00	\$0.00	\$0.00
Total	\$772,549.00	\$587,152.02	\$185,396.98

RF.NLV18H14

Brooks Channel

Interlocal Amount \$5,751,000.00

Original Funding Date 09/11/2014

Expiration Date 06/30/2017

Category	ILC Funding Allocation	Amount Spent	Total Remaining
Right of Way	\$0.00	\$0.00	\$0.00
Pre-Design	\$0.00	\$0.00	\$0.00
Design	\$0.00	\$0.00	\$0.00
Construction	\$5,165,000.00	\$4,465,399.37	\$699,600.63
Const Engineering	\$586,000.00	\$222,149.31	\$363,850.69
Environmental	\$0.00	\$0.00	\$0.00
Other	\$0.00	\$0.00	\$0.00
Total	\$5,751,000.00	\$4,687,548.68	\$1,063,451.32

Current Project Expense Summary

PAY-AS-YOU-GO FUNDED PROJECTS

ENTITY: North Las Vegas

RENLV18I16

Central Freeway Channel at Cheyenne

Interlocal Amount \$11,300,000.00

Original Funding Date 12/08/2016

Expiration Date 12/31/2018

Category	ILC Funding Allocation	Amount Spent	Total Remaining
Right of Way	\$0.00	\$0.00	\$0.00
Pre-Design	\$0.00	\$0.00	\$0.00
Design	\$0.00	\$0.00	\$0.00
Construction	\$10,690,000.00	\$0.00	\$10,690,000.00
Const Engineering	\$610,000.00	\$0.00	\$610,000.00
Environmental	\$0.00	\$0.00	\$0.00
Other	\$0.00	\$0.00	\$0.00
Total	\$11,300,000.00	\$0.00	\$11,300,000.00

Pay-As-You-Go Totals

Category	ILC Funding Allocation	Amount Spent	Total Remaining
Right of Way	\$44,074,456.04	\$40,088,899.91	\$3,985,556.13
Pre-Design	\$341,278.00	\$200,819.17	\$140,458.83
Design	\$47,542,206.00	\$28,977,323.07	\$18,564,882.93
Construction	\$85,813,793.51	\$47,858,464.71	\$37,955,328.80
Const Engineering	\$7,491,544.00	\$3,079,019.46	\$4,412,524.54
Environmental	\$2,513,740.00	\$1,856,851.08	\$656,888.92
Other	\$10,663,608.96	\$10,208,622.95	\$454,986.01
Total	\$198,440,626.51	\$132,270,000.35	\$66,170,626.16
Construction Projects = 20 Design / Other Projects = 58			

Current Project Expense Summary

BOND FUNDED PROJECTS

ENTITY: Clark County

RFCLA04W16

Flamingo Wash, Eastern Avenue

Interlocal Amount \$1,420,000.00

Original Funding Date 05/19/2016

Expiration Date 06/30/2021

Category	ILC Funding Allocation	Amount Spent	Total Remaining
Right of Way	\$0.00	\$0.00	\$0.00
Pre-Design	\$0.00	\$0.00	\$0.00
Design	\$0.00	\$0.00	\$0.00
Construction	\$1,300,000.00	\$0.00	\$1,300,000.00
Const Engineering	\$120,000.00	\$0.00	\$120,000.00
Environmental	\$0.00	\$0.00	\$0.00
Other	\$0.00	\$0.00	\$0.00
Total	\$1,420,000.00	\$0.00	\$1,420,000.00

RFCLA08T14

Duck Creek, Las Vegas Boulevard

Interlocal Amount \$7,400,000.00

Original Funding Date 09/11/2014

Expiration Date 06/30/2019

Category	ILC Funding Allocation	Amount Spent	Total Remaining
Right of Way	\$0.00	\$0.00	\$0.00
Pre-Design	\$0.00	\$0.00	\$0.00
Design	\$0.00	\$0.00	\$0.00
Construction	\$6,800,000.00	\$0.00	\$6,800,000.00
Const Engineering	\$600,000.00	\$0.00	\$600,000.00
Environmental	\$0.00	\$0.00	\$0.00
Other	\$0.00	\$0.00	\$0.00
Total	\$7,400,000.00	\$0.00	\$7,400,000.00

RFCLA15E13

LVW-Sloan to Stewart-Flam Wash below Nellis

Interlocal Amount \$82,884,000.00

Original Funding Date 10/10/2013

Expiration Date 06/30/2018

Category	ILC Funding Allocation	Amount Spent	Total Remaining
Right of Way	\$0.00	\$0.00	\$0.00
Pre-Design	\$0.00	\$0.00	\$0.00
Design	\$0.00	\$0.00	\$0.00
Construction	\$74,952,000.00	\$66,303,989.04	\$8,648,010.96
Const Engineering	\$7,932,000.00	\$5,192,678.69	\$2,739,321.31
Environmental	\$0.00	\$0.00	\$0.00
Other	\$0.00	\$0.00	\$0.00
Total	\$82,884,000.00	\$71,496,667.73	\$11,387,332.27

Current Project Expense Summary

BOND FUNDED PROJECTS

ENTITY: Clark County

RF:CLA15F16

Las Vegas Wash - Water Reclamation Channel

Interlocal Amount \$3,400,000.00

Original Funding Date 05/19/2016

Expiration Date 06/30/2021

Category	ILC Funding Allocation	Amount Spent	Total Remaining
Right of Way	\$0.00	\$0.00	\$0.00
Pre-Design	\$0.00	\$0.00	\$0.00
Design	\$0.00	\$0.00	\$0.00
Construction	\$3,400,000.00	\$0.00	\$3,400,000.00
Const Engineering	\$0.00	\$0.00	\$0.00
Environmental	\$0.00	\$0.00	\$0.00
Other	\$0.00	\$0.00	\$0.00
Total	\$3,400,000.00	\$0.00	\$3,400,000.00

RF:CLA27D13

Flamingo Diversion - Rainbow Branch

Interlocal Amount \$10,570,000.00

Original Funding Date 04/11/2013

Expiration Date 06/30/2018

Category	ILC Funding Allocation	Amount Spent	Total Remaining
Right of Way	\$0.00	\$0.00	\$0.00
Pre-Design	\$0.00	\$0.00	\$0.00
Design	\$0.00	\$0.00	\$0.00
Construction	\$9,665,000.00	\$6,617,693.17	\$3,047,306.83
Const Engineering	\$905,000.00	\$809,390.00	\$95,610.00
Environmental	\$0.00	\$0.00	\$0.00
Other	\$0.00	\$0.00	\$0.00
Total	\$10,570,000.00	\$7,427,083.17	\$3,142,916.83

ENTITY: Henderson

RF:HEN05G16

Horizon Ridge Detention Basin

Interlocal Amount \$8,294,400.00

Original Funding Date 04/14/2016

Expiration Date 06/30/2017

Category	ILC Funding Allocation	Amount Spent	Total Remaining
Right of Way	\$0.00	\$0.00	\$0.00
Pre-Design	\$0.00	\$0.00	\$0.00
Design	\$0.00	\$0.00	\$0.00
Construction	\$7,680,000.00	\$0.00	\$7,680,000.00
Const Engineering	\$614,400.00	\$0.00	\$614,400.00
Environmental	\$0.00	\$0.00	\$0.00
Other	\$0.00	\$0.00	\$0.00
Total	\$8,294,400.00	\$0.00	\$8,294,400.00

Current Project Expense Summary

BOND FUNDED PROJECTS

ENTITY: Henderson

RF.HEN06J13

Equestrian Detention Basin Expansion

Interlocal Amount \$1,098,200.00

Original Funding Date 04/11/2013

Expiration Date 06/30/2017

Category	ILC Funding Allocation	Amount Spent	Total Remaining
Right of Way	\$0.00	\$0.00	\$0.00
Pre-Design	\$0.00	\$0.00	\$0.00
Design	\$0.00	\$0.00	\$0.00
Construction	\$1,012,000.00	\$968,496.37	\$43,503.63
Const Engineering	\$86,200.00	\$57,268.15	\$28,931.85
Environmental	\$0.00	\$0.00	\$0.00
Other	\$0.00	\$0.00	\$0.00
Total	\$1,098,200.00	\$1,025,764.52	\$72,435.48

RF.HEN12J16

Palm Hills Channel

Interlocal Amount \$2,830,880.00

Original Funding Date 04/14/2016

Expiration Date 06/30/2018

Category	ILC Funding Allocation	Amount Spent	Total Remaining
Right of Way	\$0.00	\$0.00	\$0.00
Pre-Design	\$0.00	\$0.00	\$0.00
Design	\$0.00	\$0.00	\$0.00
Construction	\$2,598,738.00	\$238,292.73	\$2,360,445.27
Const Engineering	\$232,142.00	\$16,142.01	\$215,999.99
Environmental	\$0.00	\$0.00	\$0.00
Other	\$0.00	\$0.00	\$0.00
Total	\$2,830,880.00	\$254,434.74	\$2,576,445.26

RF.HEN23B16

Center Street Storm Drain

Interlocal Amount \$9,731,435.15

Original Funding Date 03/10/2016

Expiration Date 06/30/2018

Category	ILC Funding Allocation	Amount Spent	Total Remaining
Right of Way	\$0.00	\$0.00	\$0.00
Pre-Design	\$0.00	\$0.00	\$0.00
Design	\$0.00	\$0.00	\$0.00
Construction	\$9,010,586.25	\$0.00	\$9,010,586.25
Const Engineering	\$720,848.90	\$0.00	\$720,848.90
Environmental	\$0.00	\$0.00	\$0.00
Other	\$0.00	\$0.00	\$0.00
Total	\$9,731,435.15	\$0.00	\$9,731,435.15

ENTITY: Las Vegas

Current Project Expense Summary

BOND FUNDED PROJECTS

ENTITY: Las Vegas

RFLAS05E03

Oakey - Meadows Storm Drain

Interlocal Amount \$5,470,354.00

Original Funding Date 08/14/2003

Expiration Date 06/30/2017

Category	ILC Funding Allocation	Amount Spent	Total Remaining
Right of Way	\$50,000.00	\$20,302.54	\$29,697.46
Pre-Design	\$0.00	\$0.00	\$0.00
Design	\$5,320,354.00	\$5,193,511.06	\$126,842.94
Construction	\$0.00	\$0.00	\$0.00
Const Engineering	\$0.00	\$0.00	\$0.00
Environmental	\$0.00	\$0.00	\$0.00
Other	\$100,000.00	\$8,071.80	\$91,928.20
Total	\$5,470,354.00	\$5,221,885.40	\$248,468.60

RFLAS05K15

Oakey-Meadows Storm Drain, Phase III

Interlocal Amount \$24,961,221.00

Original Funding Date 02/12/2015

Expiration Date 06/30/2017

Category	ILC Funding Allocation	Amount Spent	Total Remaining
Right of Way	\$0.00	\$0.00	\$0.00
Pre-Design	\$0.00	\$0.00	\$0.00
Design	\$0.00	\$0.00	\$0.00
Construction	\$23,811,221.00	\$23,779,857.34	\$31,363.66
Const Engineering	\$1,150,000.00	\$485,285.29	\$664,714.71
Environmental	\$0.00	\$0.00	\$0.00
Other	\$0.00	\$0.00	\$0.00
Total	\$24,961,221.00	\$24,265,142.63	\$696,078.37

RFLAS14D14

Freeway Channel-Washington, MLK to Rancho Drive

Interlocal Amount \$11,405,343.00

Original Funding Date 02/13/2014

Expiration Date 06/30/2017

Category	ILC Funding Allocation	Amount Spent	Total Remaining
Right of Way	\$0.00	\$0.00	\$0.00
Pre-Design	\$0.00	\$0.00	\$0.00
Design	\$0.00	\$0.00	\$0.00
Construction	\$10,500,343.00	\$0.00	\$10,500,343.00
Const Engineering	\$905,000.00	\$48,764.16	\$856,235.84
Environmental	\$0.00	\$0.00	\$0.00
Other	\$0.00	\$0.00	\$0.00
Total	\$11,405,343.00	\$48,764.16	\$11,356,578.84

ENTITY: North Las Vegas

Current Project Expense Summary

BOND FUNDED PROJECTS

ENTITY: North Las Vegas

RF.NLV01I14

Anni Road Channel East, ULVW to Fifth Street

Interlocal Amount \$5,838,100.00

Original Funding Date 03/13/2014

Expiration Date 06/30/2018

Category	ILC Funding Allocation	Amount Spent	Total Remaining
Right of Way	\$0.00	\$0.00	\$0.00
Pre-Design	\$0.00	\$0.00	\$0.00
Design	\$0.00	\$0.00	\$0.00
Construction	\$5,258,100.00	\$4,889,569.46	\$368,530.54
Const Engineering	\$580,000.00	\$159,298.73	\$420,701.27
Environmental	\$0.00	\$0.00	\$0.00
Other	\$0.00	\$0.00	\$0.00
Total	\$5,838,100.00	\$5,048,868.19	\$789,231.81

RF.NLV04J14

Simmons Street Drainage Impvments-Alexander to Gowan Outfall

Interlocal Amount \$16,066,600.00

Original Funding Date 02/13/2014

Expiration Date 06/30/2017

Category	ILC Funding Allocation	Amount Spent	Total Remaining
Right of Way	\$0.00	\$0.00	\$0.00
Pre-Design	\$0.00	\$0.00	\$0.00
Design	\$0.00	\$0.00	\$0.00
Construction	\$14,573,600.00	\$13,533,267.18	\$1,040,332.82
Const Engineering	\$1,493,000.00	\$1,331,714.03	\$161,285.97
Environmental	\$0.00	\$0.00	\$0.00
Other	\$0.00	\$0.00	\$0.00
Total	\$16,066,600.00	\$14,864,981.21	\$1,201,618.79

RF.NLV09H14

Centennial Collector

Interlocal Amount \$2,933,250.00

Original Funding Date 02/13/2014

Expiration Date 06/30/2017

Category	ILC Funding Allocation	Amount Spent	Total Remaining
Right of Way	\$0.00	\$0.00	\$0.00
Pre-Design	\$0.00	\$0.00	\$0.00
Design	\$0.00	\$0.00	\$0.00
Construction	\$2,548,050.00	\$2,242,877.36	\$305,172.64
Const Engineering	\$385,200.00	\$14,045.56	\$371,154.44
Environmental	\$0.00	\$0.00	\$0.00
Other	\$0.00	\$0.00	\$0.00
Total	\$2,933,250.00	\$2,256,922.92	\$676,327.08

Current Project Expense Summary

BOND FUNDED PROJECTS

ENTITY: North Las Vegas

RFNLV18G14

Colton Avenue Flood Control Improvements

Interlocal Amount \$7,535,000.00

Original Funding Date 05/15/2014

Expiration Date 07/30/2017

Category	ILC Funding Allocation	Amount Spent	Total Remaining
Right of Way	\$0.00	\$0.00	\$0.00
Pre-Design	\$0.00	\$0.00	\$0.00
Design	\$0.00	\$0.00	\$0.00
Construction	\$6,850,000.00	\$6,460,435.00	\$389,565.00
Const Engineering	\$685,000.00	\$351,483.64	\$333,516.36
Environmental	\$0.00	\$0.00	\$0.00
Other	\$0.00	\$0.00	\$0.00
Total	\$7,535,000.00	\$6,811,918.64	\$723,081.36

Bond Totals

Category	ILC Funding Allocation	Amount Spent	Total Remaining
Right of Way	\$50,000.00	\$20,302.54	\$29,697.46
Pre-Design	\$0.00	\$0.00	\$0.00
Design	\$5,320,354.00	\$5,193,511.06	\$126,842.94
Construction	\$179,959,638.25	\$125,034,477.65	\$54,925,160.60
Const Engineering	\$16,408,790.90	\$8,466,070.26	\$7,942,720.64
Environmental	\$0.00	\$0.00	\$0.00
Other	\$100,000.00	\$8,071.80	\$91,928.20
Total	\$201,838,783.15	\$138,722,433.31	\$63,116,349.84
Construction Projects = 15 Design / Other Projects = 1			

Capital Improvement Program - Open Projects Summary

Pay-As-You-Go And Bond Totals

Category	ILC Funding Allocation	Amount Spent	Total Remaining
Right of Way	\$44,124,456.04	\$40,109,202.45	\$4,015,253.59
Pre-Design	\$341,278.00	\$200,819.17	\$140,458.83
Design	\$52,862,560.00	\$34,170,834.13	\$18,691,725.87
Construction	\$265,773,431.76	\$172,893,142.36	\$92,880,289.40
Const Engineering	\$23,900,334.90	\$11,545,089.72	\$12,355,245.18
Environmental	\$2,513,740.00	\$1,856,851.08	\$656,888.92
Other	\$10,763,608.96	\$10,216,694.75	\$546,914.21
Total	\$400,279,409.66	\$270,992,633.66	\$129,286,776.00
Construction Projects = 35 Design / Other Projects = 59			

Pay-As-You-Go Totals

Category	ILC Funding Allocation	Amount Spent	Total Remaining
Right of Way	\$44,074,456.04	\$40,088,899.91	\$3,985,556.13
Pre-Design	\$341,278.00	\$200,819.17	\$140,458.83
Design	\$47,542,206.00	\$28,977,323.07	\$18,564,882.93
Construction	\$85,813,793.51	\$47,858,464.71	\$37,955,328.80
Const Engineering	\$7,491,544.00	\$3,079,019.46	\$4,412,524.54
Environmental	\$2,513,740.00	\$1,856,851.08	\$656,888.92
Other	\$10,663,608.96	\$10,208,622.95	\$454,986.01
Total	\$198,440,626.51	\$132,270,000.35	\$66,170,626.16
Construction Projects = 20 Design / Other Projects = 58			

Bond Totals

Category	ILC Funding Allocation	Amount Spent	Total Remaining
Right of Way	\$50,000.00	\$20,302.54	\$29,697.46
Pre-Design	\$0.00	\$0.00	\$0.00
Design	\$5,320,354.00	\$5,193,511.06	\$126,842.94
Construction	\$179,959,638.25	\$125,034,477.65	\$54,925,160.60
Const Engineering	\$16,408,790.90	\$8,466,070.26	\$7,942,720.64
Environmental	\$0.00	\$0.00	\$0.00
Other	\$100,000.00	\$8,071.80	\$91,928.20
Total	\$201,838,783.15	\$138,722,433.31	\$63,116,349.84
Construction Projects = 15 Design / Other Projects = 1			

Regional Flood Control District

Capital Improvement Projects - Cumulative Reporting

Pay-As-You-Go Funding

Boulder City

<u>PROJECT</u>	<u>NAME</u>	<u>STATUS</u>	<u>TOTAL</u>
BOU01A87	Hemenway Wash	Closed	4,649,000.00
BOU01B88	Hemenway Wash Debris Basin	Closed	0.00
BOU01C10	Hemenway System, Phase II Improvements	Open	745,000.00
BOU01D17	Hemenway System, Phase IIA Improvements	Open	2,222,694.00
BOU02A88	Georgia Avenue Channel	Closed	613,590.23
BOU03A88	Buchanan Blvd. Channel	Closed	412,719.91
BOU03B98	Buchanan Watershed Facilities	Closed	420,240.41
BOU03C10	Buchanan Blvd., Phase III Improvements	Closed	344,263.01
BOU03D11	Buchanan Blvd., Phase III Improvements	Closed	0.00
BOU03E12	Buchanan Blvd., Phase III Improvements	Closed	4,689,402.24
BOU04A96	West Airport Watershed	Closed	128,138.69
BOU04B97	West Airport Watershed Construction	Closed	1,839,686.60
BOU04C01	Hemenway Wash	Closed	101,580.75
BOU05A98	North Railroad Watershed (Industrial Road Facility)	Closed	448,873.75
BOU05B00	North Railroad Watershed, Veteran Memorial Dr Culvert	Closed	129,206.79
BOU05G07	Yucca Street Drainage	Closed	71,036.09
BOU05H07	Bootleg Canyon Detention Basin Outfall	Closed	521,408.23
BOU05J10	North Railroad Conveyance	Open	530,000.00
BOU05K11	Bootleg Canyon Detention Basin, Phase II	Closed	829,854.43
BOU05L11	North Railroad Conveyance	Closed	3,503,502.20
BOU06A99	Ville Drive Flood Control Facilities	Closed	144,261.08
BOU06B01	Ville Drive Flood Control Facilities	Closed	747,314.67
			\$23,091,773.08

Clark County

<u>PROJECT</u>	<u>NAME</u>	<u>STATUS</u>	<u>TOTAL</u>
CLA01A87	Upper Flamingo Wash Detention Basin & Outfall	Closed	6,932,932.63
CLA01B04	F4 Patrick Lane/Ft Apache Road Lateral	Closed	482,000.00
CLA01D07	Flamingo Hacienda	Closed	4,037,385.53
CLA02A88	Rawhide Channel	Closed	69,932.30
CLA02B90	Rawhide Channel/Eastern Av Drainage Structure	Closed	155,540.00
CLA02C90	Rawhide Channel/Eastern Outfall	Closed	115,000.00
CLA02D90	Rawhide Channel/Eastern-Topaz	Closed	1,069,252.07
CLA02E91	Rawhide Channel/McLeod-Mtn Vista	Closed	166,990.74
CLA02G99	Rawhide Channel at Sagebrush Street	Closed	441,753.51
CLA03A88	Van Buskirk Channel - Predesign	Closed	118,463.30
CLA03B90	Van Buskirk Channel Outfall	Closed	3,332,227.08
CLA03C90	Van Buskirk Channel - ROW	Closed	(202,889.63)
CLA03D91	Van Buskirk System/Spencer-Rochelle	Closed	808,963.97
CLA03H93	Van Buskirk Channel / Phases IIA & VI Construction	Closed	6,112,843.32
CLA04A89	Flamingo Wash Bridge @ Eastern	Closed	61,900.00
CLA04B89	Flamingo Wash Bridge @ Arville	Closed	294,818.61
CLA04C90	Flamingo Wash Bridge @ Paradise & Palos Verde	Closed	1,711,276.60
CLA04D93	Flamingo Wash - Winnick Ave. Improvements	Closed	2,739,120.64
CLA04E99	Flamingo Wash, McLeod Dr to Maryland PKWY	Open	2,980,000.00
CLA04F99	Flamingo Wash, I-515 to McLeod Dr	Closed	1,252,537.43
CLA04G00	Flamingo Wash at Boulder Highway	Closed	860,102.20
CLA04H00	Flamingo Wash, Boulder Highway to Mojave Rd	Closed	6,284,809.40
CLA04I01	Flamingo Wash, Spencer Street Bridge & Approach Channel	Closed	2,436,743.83
CLA04M06	Flamingo - Boulder HWY N, Sahara Ave to Flamingo Wash	Closed	1,027,029.82
CLA04Q08	Flamingo Wash, Nellis Blvd to I-515	Closed	995,990.90

Regional Flood Control District

Capital Improvement Projects - Cumulative Reporting

Pay-As-You-Go Funding

Clark County

<u>PROJECT</u>	<u>NAME</u>	<u>STATUS</u>	<u>TOTAL</u>
CLA04R08	Flamingo Wash, Desert Inn to Eastern Avenue	Closed	7,869,248.66
CLA04U10	Flamingo-Boulder Highway North, Sahara Ave to Flamingo Wash	Closed	10,933,404.28
CLA04V10	Flamingo Wash, Nellis Boulevard to I-515	Closed	11,132,175.16
CLA05A91	Duck Creek Bridges @ Tomiyasu & La Casita	Closed	814,243.47
CLA06A91	Range Wash Confluence Detention Basin Facilities	Closed	479,952.25
CLA07A92	Sloan Channel (Las Vegas Wash to Owens)	Closed	4,820,788.11
CLA07B01	Sloan Channel, Las Vegas Wash to Charleston	Closed	340,747.81
CLA08A92	Lower Duck Creek Detention Basin Predesign	Closed	807,918.53
CLA08B93	Lower Duck Creek DB ROW	Closed	5,921,794.42
CLA08C98	Lower Duck Creek Detention Basin & Outfall Channel	Closed	(11,828.26)
CLA08D01	Duck Creek, Lower Detention Basin to I-15	Closed	9,691,844.67
CLA08F03	Duck Creek, Lower Detention Basin to Silverado Ranch Blvd	Closed	3,717,281.04
CLA08H05	Duck Creek, Railroad Detention Basin	Closed	673,683.44
CLA08K07	Duck Creek Channel, Silverado Ranch Blvd to Las Vegas Blvd	Closed	8,698,135.53
CLA08M08	Duck Creek, Railroad Detention Basin	Closed	13,302,732.94
CLA08Q13	Duck Creek at Dean Martin	Open	480,000.00
CLA08R13	Duck Creek, Las Vegas Boulevard	Open	485,000.00
CLA08S13	Silverado Ranch Detention Basin and Outfall Facilities	Open	1,370,000.00
CLA08W16	Duck Creek at Dean Martin	Open	3,787,357.00
CLA09A97	Durango Collector (Hacienda to Twain)	Closed	366,253.18
CLA09B99	Durango Collector (Twain to Hacienda)	Closed	100,005.00
CLA09C06	Durango Collector (Twain to Hacienda)	Closed	1,126.53
CLA10A97	Tropicana Wash (Paradise Road to Koval Lane)	Closed	228,665.56
CLA10D07	Tropicana Wash at Swenson Street	Closed	1,253,646.20
CLA10F10	Flamingo Wash, Industrial Road to Hotel Rio Drive	Open	46,000.00
CLA10G12	Tropicana Wash at Swenson Street	Closed	7,083,798.07
CLA10H13	Airport Channel - Naples	Open	600,000.00
CLA12A97	Desert Inn Detention Basin & Collection System	Closed	346,843.68
CLA12B98	Desert Inn Detention Basin & Collection System/DI Lateral	Closed	43,197.00
CLA12C99	Desert Inn Detention Basin & Collection System	Closed	689.01
CLA13A97	Lakes Detention Basin, Collection System, & Outfall	Closed	531,803.87
CLA13B98	Lakes Detention Basin Collection System & Outfall	Closed	788,631.74
CLA13C98	Lakes DB Collection System	Closed	783,619.03
CLA14A97	Duck Creek (Hollywood to Stephanie Street)	Closed	138,962.97
CLA14B99	Duck Creek Channel (Hollywood Blvd to Stephanie St)--ROWA	Closed	375,552.00
CLA14C99	Duck Creek, Sunset Road to Eastern Ave	Closed	560,650.99
CLA14D99	Duck Creek, Hollywood Blvd to Stephanie Street	Closed	1,651,449.79
CLA14E99	Duck Creek, Stephanie St to Green Valley PKWY	Closed	321,054.87
CLA14F00	Duck Creek, Emerald Avenue to Stephanie St	Closed	5,987,176.80
CLA14G00	Duck Creek at Robindale Road	Closed	1,066,974.02
CLA14H00	Duck Creek, Tomiyasu Lane to Topaz St	Closed	3,548,160.77
CLA14I02	Duck Creek, US 95 Branch	Closed	1,107,637.45
CLA14L02	Duck Creek, Phase II and Lower Pittman	Closed	13,651,024.74
CLA14R04	Duck Creek, Mountain Vista Street to Green Valley PKWY	Closed	707,824.31
CLA14S07	Duck Creek, Eldorado Lane to Spencer Street	Closed	6,139,169.42
CLA14U09	Duck Creek, Robindale to I-215	Closed	23,516.83
CLA14V10	Duck Creek, Mtn. Vista to Green Valley Parkway	Closed	8,976,052.51
CLA15B99	Colorado Avenue Storm Drain System	Closed	(41,517.92)
CLA15C09	Las Vegas Wash, Sloan Lane to Stewart Ave	Closed	193,555.23
CLA15D12	LVW Sloan-Bonanza, Flam W below Nellis	Open	5,622,000.00
CLA16A98	Upr Duck Ck, Ctrl Duck Ck, Lwr Blue Diamond & Bird Sp/ROW	Closed	2,226,784.41

Regional Flood Control District

Capital Improvement Projects - Cumulative Reporting

Pay-As-You-Go Funding

Clark County

<u>PROJECT</u>	<u>NAME</u>	<u>STATUS</u>	<u>TOTAL</u>
CLA16B00	Upr Duck, Ctrl Duck, Lower Blue Dia, & Bird Springs DB	Closed	1,363,624.69
CLA16F04	Lower Blue Diamond Detention Basin Collector Channel	Closed	8,060,995.11
CLA16G05	Blue Diamond Wash Wigwam, UPRR to Jones Boulevard	Closed	535,000.00
CLA16H06	Blue Dia Wash S Rainbow, Pebble - Raven & Wigwam - Ford	Closed	2,444,155.20
CLA16I07	Lower Blue Diamond Detention Basin Outfall	Closed	1,694,368.59
CLA16J07	Blue Diamond Wash Wigwam, Jones Blvd to Rainbow	Closed	357,603.89
CLA16K07	Upper Duck Creek Detention Basin	Closed	3,000,000.00
CLA17E04	Blue Diamond Channel, Rainbow Branch	Closed	1,495,409.16
CLA19A99	Red Rock Channel, Naples Branch	Closed	1,333,173.93
CLA19C02	Red Rock Channel, Naples Branch - Flamingo Connector	Closed	674,561.31
CLA20A99	Washington Collection System	Closed	69,701.68
CLA20B00	Washington Collection System	Closed	680,964.62
CLA21A00	Orchard Detention Basin	Open	1,674,700.00
CLA21B12	Orchard Detention Basin	Closed	4,929,886.35
CLA22A00	Flamingo Diversion - Jones Branch	Closed	100,001.71
CLA22B03	Flamingo Diversion - Jones Branch	Closed	1,100,000.00
CLA26C08	Flam Div - South Buffalo Branch, Flamingo Wash to Patrick Lane	Closed	776,336.79
CLA27C08	Flamingo Diversion - Rainbow Branch	Open	1,030,000.00
CLA35A11	Tropicana Avenue Conveyance, LVW to Mtn. Vista	Closed	249,789.19
CLD02A11	Annie Oakley Drive at Rawhide Channel Storm Drain	Closed	84,203.00
CLD04A08	Twain at Pecos-McLeod Storm Drain	Closed	442,521.57
CLD07A07	Sunrise Area Storm Drain	Closed	914,982.31
CLD07B08	Carey Avenue Storm Drain	Closed	1,351,525.62
CLD07C10	Sunrise Ave. Storm Drain, Fogg St. to Clayton St.	Closed	154,935.40
CLD07D12	Toiyabe Street Storm Drain	Closed	0.00
CLD14A10	Tunis Ave and Karvel Street Storm Drain	Closed	189,391.53
CLD15A09	Olive Street Storm Drain, US-95 to Palm Street	Closed	800,286.13
CLD17A09	Las Vegas Blvd/Serene Ave Storm Drain	Closed	133,338.79
CLD20A12	Washington/Hollywood Storm Drain	Closed	259,862.20
CLD98A06	Hickam Avenue Storm Drain	Closed	465,091.07
CLD99A05	Red Coach Ave/Cimarron Rd Improvements	Closed	388,200.00
			\$230,784,121.20

Clark County Outlying

<u>PROJECT</u>	<u>NAME</u>	<u>STATUS</u>	<u>TOTAL</u>
BUN01A90	Bunkerville Channel (aka Windmill Channel)	Closed	817,795.45
BUN01B98	Bunkerville Flood Control Improvements	Closed	5,734,536.80
BUN01C05	Windmill Wash Outfall	Closed	2,839,135.00
BUN01D11	Windmill Wash Detention Basin Expansion	Open	880,000.00
GSP01A88	Goodsprings Flood Control Improvements	Closed	72,275.84
GSP01B10	Goodsprings - Phase I	Open	53,400.00
IND01A98	Indian Springs Flood Control Improvements	Closed	579,193.24
LAU01A89	Unnamed Wash, Laughlin	Closed	349,995.99
LAU02A89	Hiko Springs, Laughlin	Closed	369,974.40
LAU02B92	Hiko Springs, Laughlin, Remap	Closed	8,000.00
LAU03A96	Hiko Springs Outfall Channel	Closed	7,771,291.25
LAU04A08	SR 163 at Casino Drive	Open	473,500.00
MOA01A89	Cooper Ave. Crossing - Moapa Valley	Closed	185,000.00
MOA01B89	Muddy River West Levee, Moapa Valley	Open	13,501,000.00
MOA01C06	Muddy River, Gubler Avenue Bridge	Closed	745,638.67
MOA01D07	Muddy River, Gubler Avenue Bridge	Closed	5,319,472.98

Regional Flood Control District

Capital Improvement Projects - Cumulative Reporting

Pay-As-You-Go Funding

Clark County Outlying

<u>PROJECT</u>	<u>NAME</u>	<u>STATUS</u>	<u>TOTAL</u>
MOA01E08	Muddy River & Trib - Cooper Ave to Yamashita St	Closed	966,120.32
MOA01F10	Muddy River Logandale Levee	Open	1,753,000.00
MOA01G11	Muddy River, Cooper Street Bridge	Closed	15,793,908.74
MOA01H15	Muddy River Logandale Levee	Open	7,200,000.00
MOA02A89	Logan Wash (aka Benson), Moapa Valley	Closed	235,040.74
MOA02B92	Logan Wash Construction	Closed	3,510,528.60
MOA03A11	Fairgrounds Detention Basin	Open	964,000.00
NEL01A88	Nelson Flood Control Improvements	Closed	2,961.95
SEA01A88	Searchlight Flood Control Improvements	Closed	861,099.97
SEA01B99	Searchlight Flood Control Improvements	Closed	5,500.00
SEA02A07	Searchlight - West, US-95	Closed	162,000.00
SEA03A09	Searchlight - South, Encinitas St Storm Drain	Open	138,000.00
			\$71,292,369.94

COE/Clark County

<u>PROJECT</u>	<u>NAME</u>	<u>STATUS</u>	<u>TOTAL</u>
COEESCRO	COE Escrow Account	Closed	15,126,215.56
COEG194	COE General Project Information	Closed	97,744.28
COEG294	Tropicana & Flamingo Washes	Open	36,259,348.00
COETF	TROPFLAM-Haz Mat	Closed	280,550.00
			\$51,763,857.84

Henderson

<u>PROJECT</u>	<u>NAME</u>	<u>STATUS</u>	<u>TOTAL</u>
HEN01A87	Pittman Wash Channel Design (Phases I, II, III)	Closed	533,554.14
HEN01B87	Warm Springs & Stephanie Street Bridges	Closed	1,660,108.81
HEN01C90	Pittman Wash Channel - Phase I Construction	Closed	2,744,110.10
HEN01F00	Pittman Wash Lower Reach	Closed	324,343.79
HEN01H09	Pittman Wash, Duck Creek at I-515	Open	402,705.00
HEN01I14	Pittman Wash, Duck Creek at I-515	Open	2,489,875.00
HEN02A89	Green Valley Parkway Bridge	Closed	1,128,513.78
HEN03A91	UPRR Channel	Closed	117,073.57
HEN04A91	C-1 Predesign / Mission Hills Design	Closed	1,009,074.06
HEN04B93	C-1 Channel / Lake Mead Dr. to Burkholder Design	Closed	173,333.98
HEN04E96	Mission Hills Western Interceptor Diversion	Closed	2,636,599.02
HEN04F97	Black Mountain Detention Basin	Closed	275,048.92
HEN04I98	C-1 Channel (Culvert) at Lake Mead	Closed	907,210.00
HEN04K99	Upper and Middle Reaches of the C-1 Channel	Closed	521,871.29
HEN04O09	C-1, Four Kids Wash - Lake Mead to Eagle Rock	Closed	22,905.46
HEN04P09	Racetrack Channel, Drake to Burkholder	Open	247,099.00
HEN04Q15	Racetrack Channel, Drake to Burkholder	Open	1,037,650.00
HEN05A92	Sunset D B, Collection Sys, & Outfall (Pioneer DB)	Closed	3,749,294.23
HEN05C01	Pioneer Detention Basin	Closed	4,323,566.57
HEN05D09	Pioneer Detention Basin Expansion and Inflow	Closed	325,840.81
HEN05E09	Pittman, Horizon Ridge Detention Basin	Open	727,285.00
HEN06A93	Equestrian Drive Detention Basin	Closed	388,624.49
HEN06B95	Equestrian Detention Basin	Closed	6,128,895.08
HEN06C02	Equestrian Detention Basin Outfall	Closed	681,288.27
HEN06D05	C-1 Equestrian Tributary	Closed	227,591.57
HEN06F08	C-1 Equestrian Tributary	Open	2,743,039.51

Regional Flood Control District

Capital Improvement Projects - Cumulative Reporting

Pay-As-You-Go Funding

Henderson

<u>PROJECT</u>	<u>NAME</u>	<u>STATUS</u>	<u>TOTAL</u>
HEN06G08	Equestrian Detention Basin Outfall - Heritage Channel	Closed	4,200,444.03
HEN06H09	Equestrian Detention Basin Expansion	Open	346,797.00
HEN06IO9	Equestrian Tributary Phase II	Closed	405,636.14
HEN07A96	Pittman Park Detention Basin	Closed	1,546,249.59
HEN07B09	Pittman Wash, UPRR to Santiago	Closed	843,016.21
HEN07D09	Whitney Wash Channel	Closed	130,264.67
HEN07E11	Pittman Wash, UPRR to Santiago	Closed	8,796,470.83
HEN08A96	Railroad East Detention Basin	Closed	6,416,341.47
HEN08B08	Pittman Railroad East Conveyance	Closed	444,380.89
HEN08C08	Pittman Railroad East Conveyance	Closed	8,518,517.91
HEN09A99	Pittman East Detention Basin (collapse with HEN09A97)	Closed	119,918.19
HEN09B00	Pittman Eastern Detention Basin	Closed	6,099,436.41
HEN09D09	Pittman Seven Hills Park Channel	Closed	0.00
HEN10B99	South Pittman Detention Basin	Closed	3,202,101.72
HEN12A99	Gibson Channel at Sunset Road	Closed	40,125.00
HEN12B01	Gibson Channel Culvert at Sunset Road	Closed	364,211.76
HEN12C02	Gibson Conveyance System	Closed	237,718.78
HEN12F05	Pittman Gibson, Warm Springs Road to Kelso Dunes Avenue	Closed	10,000.00
HEN12GO6	Pittman Wash - Burns	Closed	4,251,084.08
HEN12H09	Pittman Burns, Sunset to Galleria	Closed	770,231.86
HEN12I09	Pittman, West Horizon - Palm Hills	Open	275,078.00
HEN13A00	Boulder Highway Channel	Closed	360,070.00
HEN14A00	Pittman Pecos West Conveyance & Eastern Ave Tributary	Closed	2,355,800.39
HEN14B06	Pittman Pecos West Conveyance & Eastern Ave Tributary	Closed	6,787,948.72
HEN15A00	Pittman Wash Railroad Channel	Closed	568,801.51
HEN16A01	Pittman North Detention Basin & Outfall	Open	2,181,514.00
HEN16D15	Pittman North Detention Basin and Outfall, Phase 1	Open	4,342,105.00
HEN16E15	Pittman North DB & Outfall, Phase II - Starr Avenue	Open	2,000,321.00
HEN19B06	Northeast Detention Basin Outfall	Closed	337,852.88
HEN19C07	Northeast Detention Basin, Levee and Outfall	Closed	13,366,601.89
HEN21A05	Pittman Railroad, MacDonald Ranch Channel	Closed	253,025.49
HEN21B08	Pittman Railroad, MacDonald Ranch Channel	Closed	2,025,749.22
HEN22A09	Anthem Pkwy Channel, Horizon Ridge to Sienna Heights	Open	179,474.00
HEN23A09	Center Street Storm Drain	Open	534,755.00
HEN24A11	Duck Creek, Sunset to Sandhill	Open	590,746.00
HEN24B13	Duck Creek, Sunset to Sandhill	Closed	3,475,829.83
HLD06A15	Appaloosa Storm Drain	Open	572,605.00
HLD15A06	Blackridge Road Storm Drain System	Closed	529,071.04
			\$123,006,796.96

Las Vegas

<u>PROJECT</u>	<u>NAME</u>	<u>STATUS</u>	<u>TOTAL</u>
LAS01A87	Angel Park Detention Basin Outflow Structure	Closed	397,978.73
LAS01B95	Angel Park Detention Basin Expansion	Closed	1,356,534.40
LAS01D09	Angel Park North - Detention Basin	Closed	597,382.00
LAS02A87	Buffalo Channel	Closed	4,167,183.73
LAS02B91	Buffalo Channel/Summerlin PKWY - Vegas Drive	Closed	126,491.20
LAS02C91	Buffalo Channel/Westcliff-Summerlin Pkwy	Closed	471,594.88
LAS02D92	Buffalo Channel/Doe Av.-Westcliff Dr	Closed	84,175.72
LAS02F93	Buffalo Channel / Doe-Westcliff	Closed	1,685,430.55
LAS03A89	Gowan Rd Detention System	Closed	195,685.16

Regional Flood Control District

Capital Improvement Projects - Cumulative Reporting

Pay-As-You-Go Funding

Las Vegas

<u>PROJECT</u>	<u>NAME</u>	<u>STATUS</u>	<u>TOTAL</u>
LAS03B89	Gowan Detention Basin & Outfall	Closed	4,813,519.80
LAS03D98	Gowan South Detention Basin Expansion	Closed	126,398.42
LAS03E00	Gowan South DB Expansion	Closed	2,609,639.23
LAS04A87	Oakey Boulevard System	Closed	111,106.72
LAS04B90	Oakey BI System	Closed	631,418.63
LAS04C91	Oakey BI System/Decatur BI Crossing	Closed	35,000.00
LAS04E94	Oakey Conveyance Phase II	Closed	1,083,848.86
LAS05A87	Meadows Detention Basin	Closed	120,000.00
LAS05B87	Meadows Detention Basin	Closed	3,432,123.00
LAS05C00	Meadows Detention Basin Expansion (Resol 00-2)	Closed	150,000.00
LAS05D01	Meadows Detention Basin Expansion (Resol 01-3)	Closed	3,422,258.00
LAS05H08	Alta Parallel System	Closed	8,165,350.58
LAS05I08	Oakey-Meadows Storm Drain, Phase I	Closed	12,686,286.59
LAS05J10	Oakey Meadows Storm Drain-Phase II	Closed	9,822,984.14
LAS06A87	Major Conveyance System West of I-15	Closed	229,005.59
LAS06B87	Major Conveyance System East of I-15	Closed	29,022.50
LAS06C93	Freeway Channel/Sahara - Ivanhoe	Closed	670,067.29
LAS07A89	Durango Storm Drain	Closed	596,059.22
LAS08A89	Carey Ave./Lake Mead Detention & Conveyance System	Closed	6,148,651.98
LAS09A89	Washington Ave. System	Closed	313,726.91
LAS09B91	Washington Ave. System/Sandhill-Bruce	Closed	497,000.00
LAS09D92	Washington Ave./Sandhill-Virgil	Closed	1,594,925.69
LAS09F93	Washington/Sagman-LV Creek Right-of-Way	Closed	245,428.78
LAS09G94	Washington Ave. / Lena-Eastern (LOMR)	Closed	4,643,824.92
LAS09H94	Upper Washington Channel & Freeway Channel	Closed	1,206,684.74
LAS09I96	Washington/Eastern-Sagman	Closed	3,078,027.28
LAS09J97	Freeway Channel System - Alta Drive to UPRR	Closed	13,839,202.95
LAS09K97	Upper Washington Avenue - Sagman to Bonanza	Closed	4,421,963.25
LAS09L98	Freeway Channel - Alta Dr to Sahara Avenue	Closed	2,778,531.48
LAS09M98	Freeway Channel North/ Washington Avenue - Vegas Drive	Closed	257,916.45
LAS09O99	Freeway Channel - Alta Dr to Sahara Ave & Bypass Facility	Closed	(5,613.65)
LAS09P00	Freeway Channel - Alta to Sahara & Bypass Facilities (CM)	Closed	2,280,263.22
LAS09R01	Las Vegas Creek Channel - Parallel System at Decatur Blvd (Resol 01-4)	Closed	247,000.00
LAS09U05	Las Vegas Creek Channel - Parallel System	Closed	5,628,281.00
LAS09V05	Oakey Drain, Birch Street to Cahlan Drive	Closed	851,548.86
LAS09W08	Oakey Drain, Birch Street to Cahlan Drive	Closed	6,500,607.90
LAS09Y09	Oakey Drain - Cahlan Dr to Barnard Dr	Closed	370,483.19
LAS10A91	Gowan North Channel	Closed	110,000.00
LAS10B93	CAM-10 & Lone Mtn. Detention Basins Predesign	Closed	212,800.00
LAS10C94	Lone Mtn. Detention Basin	Closed	905,972.72
LAS10D95	Gowan North Channel - Gowan North Detention Basin	Closed	904,292.71
LAS10E97	Gowan North Channel - Gowan Detention Basin to Buffalo	Closed	3,150,210.59
LAS10F97	Gowan Outfall Lone Mtn Branch - Ferrell St to Kenny Way	Closed	111,327.87
LAS10H98	Gowan North Buffalo Branch (Chnl) - Atwood to Lone Mtn Rd	Closed	285,859.78
LAS10J98	Gowan North Chnl-Alexander Dr to Lone Mtn Rd & LM Outfall	Closed	651,405.16
LAS10K99	CAM 10 Detention Basin (aka Ann Road DB)	Closed	682,577.04
LAS10L99	Gowan North-Buffalo Branch	Closed	162,106.81
LAS10M00	Gowan North - Buffalo Branch (Gowan Road & Buckskin Ave)	Closed	608,179.39
LAS10N00	Gowan Outfall, Lone Mountain Branch (Allen Lane-Ferrell)	Closed	1,545,053.54
LAS10P00	Gowan/Lone Mountain System - Gilmore Channel (CM)	Closed	8,492.19
LAS10Q01	Gowan/Lone Mountain System - Gilmore Channel (Developer Participati	Closed	1,383,723.00

Regional Flood Control District

Capital Improvement Projects - Cumulative Reporting

Pay-As-You-Go Funding

Las Vegas

<u>PROJECT</u>	<u>NAME</u>	<u>STATUS</u>	<u>TOTAL</u>
LAS10R00	Gowan North - Buffalo Branch (Cheyenne Avenue to Lone Mtn Road)	Closed	2,462,085.23
LAS10Y05	Gowan Lone Mountain System - Cliff Shadows Park	Closed	1,549,850.67
LAS11A92	Rampart Storm Drain (Angel Park-Peccole 1)	Closed	44,809.03
LAS11B93	Rampart Storm Drain Construction	Closed	185,842.34
LAS12A92	Alta Storm Drain (Meadows V)	Closed	851,465.76
LAS13A92	Cheyenne Channel / Buffalo - Gowan Design	Closed	86,475.85
LAS13B94	Cheyenne Channel Crossings Developer Participation	Closed	709,000.00
LAS13C93	Cheyenne Channel / Buffalo - Gowan	Closed	1,107,787.47
LAS14A95	Washington Avenue - I-15 to Martin Luther King	Closed	74,429.00
LAS14B00	Washington Avenue & Freeway Channel North	Closed	4,887,278.94
LAS14C11	Freeway Channel-Washington, MLK to Rancho Drive	Open	998,510.00
LAS15A95	Oakey Storm Drain - I-15 to Decatur Blvd	Closed	391,238.42
LAS16A98	Ann Road Channel West/ Allen Lane - Rancho Drive	Closed	657,583.31
LAS16B99	Rancho Road System/Centennial PKWY to Rancho DB	Closed	1,198,151.00
LAS16C99	Rancho Road System/Centennial PKWY to Rancho DB	Closed	17,697.53
LAS16G07	Rancho Detention Basin, Phase II	Closed	3,953,168.82
LAS16H07	Rancho Drive System - El Campo Grande Storm Drain	Closed	4,634,244.76
LAS16I09	Ann Rd Channel West - Rainbow Blvd	Closed	475,475.33
LAS16J09	Rancho System - Beltway to Elkhorn	Open	962,076.00
LAS16L11	Rancho Road System - Elkhorn, Ft Apache to Grand Canyon	Open	400,000.00
LAS16M12	Ann Road Channel West - Rainbow Boulevard	Closed	3,474,459.19
LAS16N13	Rancho System - Beltway to Elkhorn Road	Open	9,535,541.00
LAS16O13	Rancho Rd System-Elkhorn, Fort Apache to Grand Canyon	Open	2,358,400.00
LAS16P15	Rancho Road System - Elkhorn, Grand Canyon to Hualapai	Open	554,000.00
LAS17A98	Las Vegas Wash/ Rancho Drive System (Peak Dr - Lake Mead)	Closed	419,095.42
LAS17D02	Las Vegas Wash - Rancho Drive System (Carey/Lake Mead DB to Peak I	Closed	6,273,291.56
LAS17F07	Peak Drive System (Jones Blvd to Michael Way)	Closed	4,501,941.03
LAS18A98	Las Vegas Wsh/Smoke Ranch Sys: Peak Dr/Torrey Pines-Jones	Closed	147,617.92
LAS18B00	Las Vegas Wash - Smoke Ranch System (Peak Drive: Torrey Pines - Jone	Closed	1,782,103.78
LAS19A99	Owens Avenue System: Rancho Drive to I-15	Closed	292,162.08
LAS19B01	Owens Avenue System (Rancho Drive to I-15)	Closed	4,430,278.94
LAS19D11	Vegas Dr Storm Drain - Rancho to Shadow Mountain	Closed	10,997,022.53
LAS20A00	Rancho Rd System: Durango to US-95 Interchange	Closed	448,364.70
LAS22B05	Las Vegas Wash - Jones Blvd, Elkhorn Rd to Farm Rd	Closed	92,244.72
LAS22C06	Las Vegas Wash - Elkhorn (Rainbow Blvd to Torrey Pines Drive)	Closed	274,272.89
LAS22D06	N & S Environ Enhancement Areas - Floyd Lamb Park	Closed	2,252,837.16
LAS22E06	Las Vegas Wash - Decatur Blvd (Centennial PKWY to Farm Road)	Closed	2,454,915.36
LAS22F07	Las Vegas Wash - Rainbow (Elkhorn Road to Grand Teton Drive)	Closed	951,355.17
LAS22G07	Elkhorn Springs and Buffalo Storm Drain	Closed	280,782.51
LAS22H07	Las Vegas Wash - Elkhorn Rd, Rainbow Blvd to Torrey Pines Dr	Closed	6,561,592.06
LAS22I08	Las Vegas Wash - Decatur Blvd (Elkhorn Rd to Farm Rd)	Closed	2,950,783.84
LAS22J08	Las Vegas Wash - Jones Blvd, Elkhorn to Farm	Closed	1,683,390.48
LAS22K08	LVW - Grand Teton, Mountain Spa to Durango Drive	Closed	850,522.21
LAS22L08	LVW - Grand Teton, Buffalo Drive to Durango Drive	Closed	172,513.02
LAS22R12	LVW-Grand Teton, Mountain Spa to Durango Drive	Open	13,308,300.00
LAS22S13	Brent Drainage System-Floyd Lamb Park to Durango Drive	Open	533,365.00
LAS22T15	Brent Drainage System - Floyd Lamb Park to Durango Drive	Open	4,900,700.00
LAS23C08	Horse Drive Interchange	Closed	5,392,419.91
LAS23D13	Centennial Parkway Channel West - US95 Crossing	Closed	1,411,812.73
LAS23E13	Centennial Pkwy Channel West-CC 215, Pioneer Way to US95	Open	1,070,687.00
LAS23F14	Centennial Parkway Channel West-CC215, Pioneer Way to US95	Open	13,900,000.00

Regional Flood Control District

Capital Improvement Projects - Cumulative Reporting

Pay-As-You-Go Funding

Las Vegas

<u>PROJECT</u>	<u>NAME</u>	<u>STATUS</u>	<u>TOTAL</u>
LAS23G15	Centennial Parkway Channel West-US95, CC215 to Durango	Open	1,261,471.00
LAS23H15	Centennial Parkway Channel West-US95, Durango to Grand Teton	Open	985,231.00
LAS24B06	Gowan North Channel - El Capitan Way to the Western Beltway	Closed	7,636,880.18
LAS24D06	Gowan Lone Mountain System - Branch 4	Closed	2,824,592.10
LAS24E07	Gowan Outfall - Lone Mountain Branch (Rancho Drive to Decatur Boule	Open	1,614,000.00
LAS24H13	Gowan North-Buffalo Branch,Lone Mtn to Washburn Rd	Open	992,000.00
LAS24I15	Gowan Box Canyon - Lone Mountain Road	Open	704,000.00
LAS24J15	Gowan North - El Capitan Branch, Lone Mountain to Ann Road	Open	785,478.00
LAS25B13	Cedar Avenue Channel Improvements	Open	831,489.00
LAS26A07	Grand Teton Overpass - Storm Drain	Closed	612,614.83
LAS26B08	Grand Teton Overpass - Storm Drain	Closed	1,936,755.45
LAS26C13	Grand Teton - Hualapai to Tee Pee	Closed	401,560.15
LAS27A09	Boulder HWY Sahara Ave - Mojave Rd to Boulder HWY	Closed	411,967.68
LAS28B11	Oakey Drain - Cahlan to Barnard	Closed	5,372,969.90
LAS28C12	Las Vegas Wash - Sloan Channel to Cedar Avenue	Open	110,000.00
LAS29A10	Flamingo Wash, Boulder Highway North-Main Street	Closed	346,572.69
LAS29B15	Flamingo-Boulder HWY N-Boulder HWY Sahara to Charleston	Open	1,226,003.00
LAS29C16	Flamingo-Bldr Hwy, N Charleston-Maryland Pkwy System	Open	1,215,549.00
LAS30A13	Gowan-Alexander Rd., Rancho Drive to Decatur Boulevard	Open	711,938.00
LLD04A03	Holmby Channel	Closed	621,698.68
LLD04B07	Oakey Boulevard & Tenaya Way Storm Drain	Closed	574,017.45
LLD05A08	Jones Blvd - Alta to Borden Storm Drain	Closed	716,389.74
LLD08A11	Lexington Street Storm Drain	Open	1,000,000.00
LLD09A04	Bruce Street Storm Drain	Closed	431,221.89
LLD10A05	Jay Avenue Improvements	Closed	548,443.62
LLD10B13	Buckskin Avenue Storm Drain	Open	1,200,000.00
LLD12A04	Brush Street Storm Drain	Closed	411,351.53
LLD13A02	Crystal Water Way, Lake South Dr to Desert Inn Rd	Closed	227,132.20
LLD18A02	Peak Drive, Rainbow Blvd to Torrey Pines Dr	Closed	371,781.85
LLD99A09	Gilmore Ave - Decatur Blvd to Thom Blvd Storm Drain	Closed	410,867.01
			\$289,834,918.31

Mesquite

<u>PROJECT</u>	<u>NAME</u>	<u>STATUS</u>	<u>TOTAL</u>
MES01A88	Town Wash Detention Basin (Right-of-Way)	Closed	9,600.50
MES01B89	Town Wash Detention Basin (Design & Construction)	Closed	660,000.00
MES01C02	Town Wash Conveyance, I-15 to Virgin River	Closed	977,665.86
MES02A00	Abbott Wash Channel, I-15 to Virgin River	Closed	632,380.00
MES04A15	Virgin River Flood Wall	Open	517,000.00
			\$2,796,646.36

North Las Vegas

<u>PROJECT</u>	<u>NAME</u>	<u>STATUS</u>	<u>TOTAL</u>
NLD14A15	Oak Island Drive Storm Drain	Open	497,750.00
NLV01A87	Las Vegas Wash/I-15 to Pecos (Facility Study)	Closed	304,000.00
NLV01B87	Las Vegas Wash/Craig-Civic Center (King Charles)	Closed	2,415,411.73
NLV01C00	Upper Las Vegas Wash	Closed	2,590,459.93
NLV01E07	Tropical Parkway Channel East	Closed	1,161,535.61
NLV01G11	Ann Road Channel East, ULVW to Fifth Street	Open	1,063,556.00
NLV01H13	Las Vegas Wash - "N" Channel, Cheyenne to Gowan	Open	317,990.00

Regional Flood Control District

Capital Improvement Projects - Cumulative Reporting

Pay-As-You-Go Funding

North Las Vegas

<u>PROJECT</u>	<u>NAME</u>	<u>STATUS</u>	<u>TOTAL</u>
NLV01J15	Las Vegas Wash - "N" Channel, Cheyenne to Gowan	Open	3,158,000.00
NLV02A87	W. Trib Las Vegas Wash/Craig -Alexander	Closed	1,268,170.85
NLV02B88	W. Trib Las Vegas Wash/Craig Ranch Golf Course-Craig	Closed	1,057,430.33
NLV03A88	West Range Wash Detention Basin (Facility Study)	Closed	273,068.12
NLV03B88	East Range Wash Detention Basin (Facility Study)	Closed	30,000.00
NLV03C91	West Range Wash Diversion Dike	Closed	339,338.71
NLV03E13	Hollywood System, Dunes South DB to Centennial Parkway	Open	2,706,972.00
NLV04A89	Gowan Outfall Structure	Closed	13,373,572.56
NLV04B00	Gowan Outfall, Craig to Channel	Closed	301,821.67
NLV04C01	Gowan Outfall, Craig to Channel	Closed	1,566,299.84
NLV04F07	Simmons Street Drainage Improvements - Carey to Craig	Open	2,323,263.00
NLV04G07	Gowan Outfall - Lone Mountain Branch, Decatur Blvd to Channel	Closed	15,057,798.44
NLV04I11	Simmons Street - Phase II, Carey to Cheyenne	Closed	5,464,819.43
NLV04K17	Gowan Outfall, Alexander Rd - Decatur to Simmons Street	Open	1,931,156.00
NLV05A89	Upper Las Vegas Wash Detention Basin	Closed	1,342,892.36
NLV06A91	Kyle Detention Basin	Closed	601,126.71
NLV06B93	Kyle Detention Basin	Closed	8,452,713.96
NLV07A92	Camino Al Norte Culvert	Closed	86,191.00
NLV08A94	Lower Las Vegas Wash Detention Basin	Closed	2,650,037.50
NLV08B97	Lower Las Vegas Wash Detention Basin Construction	Closed	3,316,222.35
NLV09A94	Range Wash Chnl W Trib/Confl DB-LV Blvd. + Vandenberg DB	Closed	2,299,092.06
NLV09C03	Range Wash - Lamb Blvd Storm Drain	Closed	337,143.54
NLV09D07	Range Wash - Lamb Blvd Storm Drain	Closed	5,733,340.83
NLV09E11	Vandenberg North Detention Basin & Outfall	Open	1,268,000.00
NLV09F13	Beltway Detention Basin and Channel	Closed	0.00
NLV09G13	Centennial Collector	Open	556,143.00
NLV09I13	Beltway Detention Basin and Channel	Open	1,034,000.00
NLV10A97	A - Channel/Lake Mead Blvd. - Alexander Road	Closed	1,822,067.69
NLV10B99	Cheyenne Peaking Basin	Closed	3,445,309.49
NLV10F02	Las Vegas Wash Main Branch, Cheyenne Avenue to Lake Mead Boulevard	Closed	353,900.87
NLV10H07	Las Vegas Wash - Lake Mead Blvd to Las Vegas Blvd	Closed	2,069,215.34
NLV10I09	Las Vegas Wash - Las Vegas Blvd to Cheyenne Ave	Closed	697,124.80
NLV10K11	LVW - LV Blvd to Cheyenne Avenue	Closed	6,382,656.86
NLV11A97	W. Trib Las Vegas Wash (Camino Al Norte to Ann Rd)	Closed	1,494,634.14
NLV11B97	W. Trib Las Vegas Wash, Ph II (Ann Rd to Centennial PKWY)	Closed	2,154,439.86
NLV12A97	Clayton Channel- WTLVW >Centennial PKWY> Allen Ln	Closed	40,408.90
NLV13A98	Tributary to the Western Tributary @ Craig Rd	Closed	801,419.92
NLV13B02	Tributary to the Western Tributary at Craig Road	Closed	5,443,730.21
NLV14A00	Tributary to the Western Tributary @ Alexander Rd	Closed	735,930.14
NLV15A00	Las Vegas Wash - Losee Project	Closed	87,613.81
NLV16A00	Simmons Street Channel	Closed	1,013,785.70
NLV17A00	Centennial Parkway Channel East	Closed	2,486,927.42
NLV17B08	Centennial Parkway Channel East	Closed	19,334,832.52
NLV17C16	Fifth Street Collector, Centennial Pkwy to Deer Springs Way	Open	726,079.00
NLV18A07	Colton Channel	Open	1,214,634.00
NLV18B07	Brooks Channel	Open	677,749.00
NLV18C07	Freeway Channel - Owens Avenue to Miller Avenue	Closed	1,528,308.05
NLV18D09	Freeway Channel - Owens Ave to Miller Ave, Phase I	Closed	4,389,989.00
NLV18E11	Freeway Channel - Owens Ave to Miller Avenue - Phase II	Closed	6,441,348.71
NLV18F13	Central Freeway Channel At Cheyenne	Open	772,549.00
NLV18H14	Brooks Channel	Open	5,751,000.00

Regional Flood Control District Capital Improvement Projects - Cumulative Reporting Pay-As-You-Go Funding

North Las Vegas

<u>PROJECT</u>	<u>NAME</u>	<u>STATUS</u>	<u>TOTAL</u>
NLV18I16	Central Freeway Channel at Cheyenne	Open	11,300,000.00
			<u>\$166,044,971.96</u>
		Grand Total	<u>\$958,615,455.65</u>

Regional Flood Control District Capital Improvement Projects - Cumulative Reporting Bond Funding

Boulder City

<u>PROJECT</u>	<u>NAME</u>	<u>STATUS</u>	<u>TOTAL</u>
BOU01A87	Hemenway Wash	Closed	867,000.00
BOU04D02	West Airport Facilities	Closed	568,602.56
BOU04E03	Valley View, Red Mountain and DD Facilities	Closed	76,468.23
BOU04F05	Valley View and DD Facilities	Closed	632,017.12
BOU05D04	Veterans Memorial Detention Basin	Closed	3,236,343.92
BOU05E04	Yucca Debris Basin, Collection & Outfall	Closed	69,028.25
BOU05F04	Bootleg Canyon Facilities	Closed	365,646.88
BOU05I10	Yucca Debris Basin, Collection and Outfall	Closed	1,189,960.47
			\$7,005,067.43

Clark County

<u>PROJECT</u>	<u>NAME</u>	<u>STATUS</u>	<u>TOTAL</u>
CLA02F92	Rawhide Channel Improv/McLeod-Mtn Vista	Closed	2,678,784.24
CLA03E92	Van Buskirk Channel/ Phase III Construction	Closed	884,145.27
CLA03F92	Van Buskirk Channel/Phase V/Harmon-Harrison & Tropicana	Closed	1,318,316.18
CLA03G92	Van Buskirk Channel / Phase IV	Closed	949,302.79
CLA03H93	Van Buskirk Channel / Phases IIA & VI Construction	Closed	7,076,269.80
CLA04J03	Flamingo Wash, Algonquin Dr to Maryland Parkway	Closed	3,708,620.21
CLA04K03	Flamingo Wash, I-515 to Boulder Highway	Closed	4,358,838.58
CLA04L03	Lower Flamingo Detention Basin	Closed	1,078,896.68
CLA04T09	Lower Flamingo Detention Basin	Closed	3,387,621.44
CLA04W16	Flamingo Wash, Eastern Avenue	Open	1,420,000.00
CLA06B93	Range Wash Confluence DB ROW & Construction	Closed	9,575,705.90
CLA07C03	Sloan Channel, Las Vegas Wash to Charleston	Closed	11,371,793.05
CLA08C98	Lower Duck Creek Detention Basin & Outfall Channel	Closed	12,823,423.07
CLA08T14	Duck Creek, Las Vegas Boulevard	Open	7,400,000.00
CLA09B99	Durango Collector (Twain to Hacienda)	Closed	9,485,138.68
CLA10B99	Tropicana Wash, Paradise Road to Koval Lane	Closed	2,087,199.75
CLA10C03	Tropicana North Branch Detention Basin	Closed	3,763,800.00
CLA10E09	Tropicana North Branch Detention Basin	Closed	950,229.12
CLA12C99	Desert Inn Detention Basin & Collection System	Closed	5,327,982.96
CLA13C98	Lakes DB Collection System	Closed	17,986,141.42
CLA14B99	Duck Creek Channel (Hollywood Blvd to Stephaine St)--ROWA	Closed	1,598,918.50
CLA14M03	Duck Creek, Broadbent Blvd Bridge and Channel	Closed	2,176,640.38
CLA14N03	Duck Creek, Broadbent Blvd to Boulder Highway	Closed	5,832,117.22
CLA14P03	Duck Creek, Eldorado Lane to Spencer Street	Closed	343,994.59
CLA14Q04	Duck Creek, Topaz Street to Eastern Avenue	Closed	2,119,552.08
CLA14W11	Duck Creek, Robindale to I-215	Closed	650,561.15
CLA15B99	Colorado Avenue Storm Drain System	Closed	15,259,421.39
CLA15E13	LVW-Sloan to Stewart-Flam Wash below Nellis	Open	82,884,000.00
CLA15F16	Las Vegas Wash - Water Reclamation Channel	Open	3,400,000.00
CLA16L09	Lower Blue Diamond Detention Basin	Closed	2,581,701.25

Regional Flood Control District Capital Improvement Projects - Cumulative Reporting Bond Funding

Clark County

<u>PROJECT</u>	<u>NAME</u>	<u>STATUS</u>	<u>TOTAL</u>
CLA16M09	Blue Diamond Wash Wigwam, UPRR to Rainbow Blvd	Closed	5,067,171.04
CLA16N09	Blue Diamond Wash Wigwam, UPRR to Jones Blvd	Closed	0.00
CLA17A98	Blue Diamond Chnl/Durango Dr - Rainbow Blvd (Beltway 7B)	Closed	1,021,760.73
CLA17D04	Blue Diamond Channel - Jones Branch	Closed	641,602.04
CLA18A98	Red Rock Channel/Russell Rd - Hualapai Way	Closed	1,793,162.82
CLA19D03	Red Rock Channel, Naples Branch	Closed	9,885,236.80
CLA26D11	Flamingo Diversion-South Buffalo Branch, Flamingo Wash to Sunset Rd	Closed	7,030,263.37
CLA27D13	Flamingo Diversion - Rainbow Branch	Open	10,570,000.00
			\$260,488,312.50

Clark County Outlying

<u>PROJECT</u>	<u>NAME</u>	<u>STATUS</u>	<u>TOTAL</u>
IND01B04	Indian Springs Detention Basin	Closed	2,650,794.34
LAU01B92	Unnamed Wash, Laughlin	Closed	2,577,722.08
LAU02C94	Hiko Springs, Laughlin	Closed	1,200,000.00
			\$6,428,516.42

Henderson

<u>PROJECT</u>	<u>NAME</u>	<u>STATUS</u>	<u>TOTAL</u>
HEN01D91	Pittman Wash Channel - Phase II Construction	Closed	2,071,148.80
HEN01E93	Pittman Wash Channel Phase IIIA Construction	Closed	776,682.83
HEN03B92	UPRR Channel Construction	Closed	2,149,477.47
HEN04C93	Mission Hills System Construction	Closed	5,503,671.37
HEN04D94	C-1 Channel / Lake Mead Dr. - Burkholder	Closed	3,398,432.50
HEN04E96	Mission Hills Western Interceptor Diversion	Closed	2,100,000.00
HEN04J99	Black Mountain Detention Basin & Outfall	Closed	5,233,184.00
HEN04L01	C-1 Chnl, Mdl & Upr Reaches-PhI: Burkholder - Boulder HWY	Closed	4,784,787.10
HEN04M03	C-1 Channel, Upper & Middle Reaches - Vermillion Dr - Boulder HWY	Closed	3,689,653.67
HEN05B98	Pioneer DB Outfall	Closed	2,952,988.96
HEN05F12	Pioneer Detention Basin Expansion and Inflow	Closed	1,330,852.11
HEN05G16	Horizon Ridge Detention Basin	Open	8,294,400.00
HEN06J13	Equestrian Detention Basin Expansion	Open	1,098,200.00
HEN06K13	Equestrian Tributary, Phase II	Closed	2,147,066.76
HEN07C11	Pittman Park Peaking Basin Modification	Closed	0.00
HEN12D03	Pittman Wash - Burns	Closed	257,326.75
HEN12E05	Gibson Conveyance System	Closed	2,164,571.54
HEN12J16	Palm Hills Channel	Open	2,830,880.00
HEN13B03	Boulder Highway Channel	Closed	6,534,523.99
HEN15B02	Pittman Wash Railroad Channel, Phase I (Resol. No. 02-6)	Closed	1,989,679.32
HEN15C04	Pittman Wash Railroad Channel, US-95 to Major Avenue	Closed	5,537,919.81
HEN18A03	Drake Channel	Closed	75,265.32
HEN19A03	Northeast Detention Basin and Levee	Closed	1,134,804.61

Regional Flood Control District

Capital Improvement Projects - Cumulative Reporting

Bond Funding

Henderson

<u>PROJECT</u>	<u>NAME</u>	<u>STATUS</u>	<u>TOTAL</u>
HEN20B04	C-1 Channel, US-95 Tributary 1	Closed	1,522,849.50
HEN23B16	Center Street Storm Drain	Open	9,731,435.15
			<u>\$77,309,801.56</u>

Las Vegas

<u>PROJECT</u>	<u>NAME</u>	<u>STATUS</u>	<u>TOTAL</u>
LAS01E13	Angel Park Detention Basin Expansion	Closed	4,085,640.34
LAS02E92	Buffalo Channel/Summerlin Pkwy-Vegas Dr.	Closed	1,911,377.65
LAS03C91	Gowan Detention Basin	Closed	7,184,517.75
LAS04D92	Oakey Detention Basin & Conveyance	Closed	6,887,121.59
LAS05E03	Oakey - Meadows Storm Drain	Open	5,470,354.00
LAS05F03	Alta Parallel System	Closed	2,093,934.39
LAS05K15	Oakey-Meadows Storm Drain, Phase III	Open	24,961,221.00
LAS09C91	Washington Ave./Sandhill Outlet	Closed	1,496,312.93
LAS09E93	Washington Ave. / Virgil-Lena	Closed	2,862,675.33
LAS09N99	Upr Wash Ave Conv Sys, Ph II: Veterans Memorial Dr - UPRR	Closed	6,279,449.66
LAS09O99	Freeway Channel - Alta Dr to Sahara Ave & Bypass Facility	Closed	36,285,968.75
LAS09T04	Freeway Channel, Charleston Lateral	Closed	4,336,897.56
LAS10C94	Lone Mtn. Detention Basin	Closed	315,482.25
LAS10I98	Gowan North Channel, Ph II/Durango Dr	Closed	5,455,374.03
LAS10T02	Gowan North System - Ph III: Alexander Rd to Lone Mtn Rd	Closed	7,539,040.96
LAS10V03	GNC - Lone Mountain Road (El Capitan Way to the Western Beltway)	Closed	634,984.37
LAS10W04	Lone Mountain System, Lone Mtn DB Outfall to Durango	Closed	2,734,160.02
LAS10X05	Ann Road Detention Basin Facilities (CAM 10 DB)	Closed	9,317,720.04
LAS14D14	Freeway Channel-Washington, MLK to Rancho Drive	Open	11,405,343.00
LAS16D01	Ann Road, Allen Lane to Rancho Drive	Closed	7,069,867.82
LAS16E04	Rancho Detention Basin, Phase II	Closed	464,510.86
LAS16F04	Rancho Road System (El Campo Grande Storm Drain)	Closed	573,652.99
LAS17E03	Peak Drive System (Jones Blvd to Michael Way)	Closed	456,338.90
LAS19C05	Owens Avenue System (Vegas Dr Storm Drain) - Michael Way to Rancho Drive	Closed	1,596,671.67
LAS21A03	Upper Las Vegas Wash Facility Study	Closed	243,392.60
LAS22A03	Decatur/Elkhorn/Rainbow System Predesign	Closed	368,594.70
LAS22M09	Las Vegas Wash - Rainbow (Elkhorn Rd to Grand Teton Dr)	Closed	7,696,565.04
LAS22N09	Las Vegas Wash - Decatur & Elkhorn, CC 215	Closed	25,788,320.03
LAS22O09	N & S Environ Enhancement Areas - Floyd Lamb Park	Closed	25,314,907.94
LAS22P09	Elkhorn Springs & Buffalo Storm Drain	Closed	1,567,520.54
LAS24F10	Gowan Outfall - Lone Mountain Branch (Rancho to Decatur)	Closed	10,109,824.95
LAS26D14	Grand Teton - Hualapai to Tee Pee	Closed	6,245,247.37
LAS28A10	Langtry Channel Bonanza to Washington Avenue	Closed	1,002,676.43
			<u>\$229,755,667.46</u>

Regional Flood Control District

Capital Improvement Projects - Cumulative Reporting

Bond Funding

Mesquite

<u>PROJECT</u>	<u>NAME</u>	<u>STATUS</u>	<u>TOTAL</u>
MES01B89	Town Wash Detention Basin (Design & Construction)	Closed	3,692,545.65
MES01D10	Town Wash Conveyance, I-15 to the Virgin River	Closed	7,366,966.99
MES02B03	Abbott Wash Conveyance System, Pioneer Blvd to the Virgin River	Closed	10,625,472.16
			<u>\$21,684,984.80</u>

North Las Vegas

<u>PROJECT</u>	<u>NAME</u>	<u>STATUS</u>	<u>TOTAL</u>
NLV01D03	Upper Las Vegas Wash	Closed	31,132,709.75
NLV01F09	Tropical Parkway Channel East	Closed	5,900,026.83
NLV01I14	Ann Road Channel East, ULVW to Fifth Street	Open	5,838,100.00
NLV03D93	West Range Wash Diversion Dike	Closed	2,251,608.79
NLV04D04	Gowan Outfall - Lone Mountain Branch, Decatur Blvd to Channel	Closed	1,179,589.48
NLV04H09	Simmons Street Drainage Improvements - Gowan Outfall	Closed	2,280,988.68
NLV04J14	Simmons Street Drainage Impvments-Alexander to Gowan Outfall	Open	16,066,600.00
NLV05B92	Upper Las Vegas Wash Detention Basin Construction	Closed	8,010,318.87
NLV06B93	Kyle Detention Basin	Closed	5,037,000.00
NLV08B97	Lower Las Vegas Wash Detention Basin Construction	Closed	4,433,240.98
NLV09B99	Vandenberg Detention Basin	Closed	5,347,006.76
NLV09H14	Centennial Collector	Open	2,933,250.00
NLV10E03	"A" Channel Three Bridges Project (Cheyenne Ave, Las Vegas Blvd, and Carey	Closed	9,966,315.63
NLV10G03	Cheyenne Peaking Basin, Collection & Outfall - Alexander Rd to Cheyenne Av	Closed	15,482,525.64
NLV10J10	LV Wash Main Branch-LV Blvd. to Lake Mead Blvd.	Closed	21,161,048.84
NLV11C98	W. Trib Las Vegas Wash Chnl, Ph I (Ann Rd - Clayton St)	Closed	7,898,144.87
NLV11D99	W. Trib Las Vegas Wash, Ph III (LLVWDB to Camino Al Norte)	Closed	2,499,963.56
NLV11E99	W. Trib of the Las Vegas Wash, Ph II (Ann to Centennial)	Closed	7,772,320.98
NLV14B03	Tributary to the Western Tributary @ Alexander Rd	Closed	7,636,332.88
NLV15B03	Las Vegas Wash - Losee Road	Closed	1,142,595.43
NLV16B03	Simmons Street Channel	Closed	4,885,102.93
NLV18G14	Colton Avenue Flood Control Improvements	Open	7,535,000.00
			<u>\$176,389,790.90</u>

Grand Total **\$779,062,141.07**

FY2016-17 PROJECTS FUNDED SUMMARY

Facility Description	Project Number	Project Scope (1)	Year-1 Programmed (2)	Year-2/Year-3 Programmed (2)/(3)	Funding Amount (4)	Approval Date	Item #
HENDERSON (Southeast Las Vegas Valley)							
Center Street Storm Drain - 1st Supplemental	HEN23B16	Construction	470,035.15	0.00	470,035.15	8/11/2016	13
Pittman North Detention Basin and Outfall	HEN16A01	Design	207,440.00	0.00	207,440.00	12/8/2016	13
Pioneer Detention Basin Expansion and Inflow (Construction) - Closeout	HEN05F12	Construction	(158,365.89)	0.00	(158,365.89)	9/8/2016	7
Pittman North Detention Basin and Outfall		Construction	0.00	8,167,844.00			
Pittman North Detention Basin and Outfall, Phase II Starr Avenue - 1st Supplemental	HEN16E15	Construction	465,021.00	0.00	465,021.00	9/8/2016	14a
Equestrian Tributary Phase II - Closeout	HEN06IO9	Design	(79,273.86)	0.00	(79,273.86)	12/8/2016	8
Equestrian Tributary Phase II - Closeout	HEN06K13	Construction	(215,651.24)	0.00	(215,651.24)	12/8/2016	8
Whitney Wash Channel (Design) - Closeout	HEN07D09	Design	(161,690.33)	0.00	(161,690.33)	12/8/2016	8
Pittman Wash UPRR to Santiago (Construction) - Closeout	HEN07E11	Construction	(778,590.17)	0.00	(778,590.17)	12/8/2016	8
Pittman Wash UPRR to Santiago (Design) - Closeout	HEN07B09	Design	(31,140.79)	0.00	(31,140.79)	1/12/2017	8
		Henderson Total	(\$282,216.13)	\$8,167,844.00	(\$282,216.13)		
HENDERSON 3-YEAR TOTALS:			PROJECTS PROGRAMMED	\$7,885,627.87			
			ESTIMATED RESOURCES	\$9,791,140.00			
			REMAINING RESOURCES	\$10,073,356.13			

LAS VEGAS (Central Las Vegas Valley)							
Centennial Parkway Channel West - US 95, CC215 to Grand Teton	LAS23I17	Construction	0.00	27,671,863.00	27,671,863.00		
Flamingo - Boulder Highway North - Boulder Hwy, Sahara to Charleston		Construction	0.00	17,166,646.00			
Flamingo - Boulder Hwy. North, Charleston - Main to Boulder Hwy		Design	309,707.00	0.00			
Flamingo - Boulder Hwy. North, Charleston - Maryland to Boulder Hwy. and Maryland Parkway System	LAS29C16	Design	1,215,549.00	0.00	1,215,549.00	9/8/2016	16
Freeway Channel - Washington, Rancho to Valley View		Design	499,294.00	0.00			
Gowan North - Buffalo Branch, Lone Mountain to Washburn		Construction	6,610,993.00	0.00			
Gowan North - El Capitan Branch, Lone Mtn to Ann Road		Construction	0.00	8,989,204.00			
Gowan North - El Capitan Branch, Lone Mtn to Ann Road - 1st Supplemental	LAS24J15	Design	125,000.00	0.00	125,000.00	7/14/2016	10b
Gowan North-Buffalo Branch, Lone Mtn to Washburn Rd - 3rd Supplemental	LAS24H13	Design	138,000.00	0.00	138,000.00	7/14/2016	10a
Rancho Road System - Elkhorn, Grand Canyon to Hualapai - 1st Supplemental	LAS16P15	Design	284,248.00	0.00	284,248.00	10/13/2016	11
Las Vegas Wash - Rainbow (Elkhorn Rd to Grand Teton Dr) (Construction) - Closeout	LAS22M09	Construction	(160,524.96)	0.00	(160,524.96)	1/12/2017	8
LVW - Grand Teton, Mountain Spa to Durango Drive (Design) - Closeout	LAS22K08	Design	(19,199.77)	0.00	(19,199.77)	1/12/2017	8
Freeway Channel - Washington, MLK to Rancho Drive - 3rd Supplemental	LAS14D14	Construction	650,000.00	0.00	650,000.00	2/9/2017	11a
Brent Drainage System - Floyd Lamb Park to Durango Drive - 2nd Supplemental	LAS22T15	Construction	1,150,000.00	0.00	1,150,000.00	2/9/2017	12a
Gowan Outfall, Alexander Road - Decatur Boulevard to Simmons Street	NLV04K17	Design	1,931,156.00	0.00	1,931,156.00	2/9/2017	10
		Las Vegas Total	\$12,734,222.27	\$53,847,713.00	\$32,986,091.27		
LAS VEGAS 3-YEAR TOTALS:			PROJECTS PROGRAMMED	\$66,581,935.27			
			ESTIMATED RESOURCES	\$70,938,585.00			
			REMAINING RESOURCES	\$37,952,493.73			

FY2016-17 PROJECTS FUNDED SUMMARY

Facility Description	Project Number	Project Scope (1)	Year-1 Programmed (2)	Year-2/Year-3 Programmed (2)/(3)	Funding Amount (4)	Approval Date	Item #
NORTH LAS VEGAS (Northern Las Vegas Valley)							
Beltway Collection System - Pecos		Design	428,946.00	0.00			
Beltway Detention Basin & Channel		Construction	7,574,572.00	0.00			
Central Freeway Channel at Cheyenne	NLV18I16	Construction	11,300,000.00	0.00	11,300,000.00	12/8/2016	15b
Fifth Street Collector - Centennial to Deer Springs	NLV17C16	Design	726,079.00	0.00	726,079.00	10/10/2016	12
Hollywood System, Centennial Pkwy to Speedway #2 Detention Basin	NLV03G17	Design	897,470.00	0.00	897,470.00		
Hollywood System, Dunes South Detention Basin to Centennial Parkway		Construction	0.00	17,828,525.00			
Orchard Detention Basin - 12th Supplemental	CLA21A00	Design	375,000.00	0.00	375,000.00	9/8/2016	12a
Orchard Collector - Charleston to Linden		Construction	238,679.00	0.00			
Owens Detention Basin & Outfall		Design	364,638.00	0.00			
Owens Detention Basin & Outfall		ROW	0.00	505,632.00			
Range Wash - Ann Branch	NLV03F17	Design	1,081,889.00	0.00	1,081,889.00		
Vandenberg North Detention Basin, Collection & Outfall		Construction	0.00	12,112,521.00			
Orchard Detention Basin (Construction)-Closeout	CLA21B12	Construction	(720,113.65)	0.00	(720,113.65)	10/13/2016	7
Centennial Parkway Channel East (Design) - Closeout	NLV17A00	Design	(767,172.58)	0.00	(767,172.58)	1/12/2017	8
North Las Vegas Total			\$21,499,986.77	\$30,446,678.00	\$12,893,151.77		
NORTH LAS VEGAS 3-YEAR TOTALS:		PROJECTS PROGRAMMED	\$51,946,664.77				
		ESTIMATED RESOURCES	\$54,588,410.00				
		REMAINING RESOURCES	\$41,695,258.23				

CLARK COUNTY (Southwest Las Vegas Valley and Outlying Areas)							
Airport Channel - Naples		Construction	0.00	2,802,041.00			
Blue Diamond Channel 02, Decatur - Pyle to Richmar		Construction	6,272,077.00	0.00			
Blue Diamond Wash Pebble		Construction	0.00	2,344,984.00			
Blue Diamond Wash Railroad		ROW	310,657.00	0.00			
Duck Creek at Dean Martin	CLA08W16	Construction	3,787,357.00	0.00	3,787,357.00	10/13/2016	12a
Duck Creek Haven Street		Construction	0.00	3,916,835.00			
Duck Creek Jones Boulevard		Construction	0.00	2,119,070.00			
Duck Creek Wash, El Camino to Rainbow		Construction	0.00	600,000.00			
Duck Creek, Sunset to Sandhill (Construction) - Closeout	HEN24B13	Construction	(679,921.17)	0.00	(679,921.17)	8/11/2016	7
F4 Patrick Lane/ Fort Apache Road Lateral		Construction	950,000.00	0.00			
F4 Patrick Lane/ Fort Apache Road Lateral (Design) - Closeout	CLA01B04	Design	0.00	0.00	0.00	9/2/2017	7
Flamingo Wash - Industrial Rd. to Hotel Rio Dr.		Construction	0.00	1,400,000.00			
Silverado Ranch Detention Basin and Outfall Facilities - 1st Supplemental	CLA08S13	Design	1,100,000.00	0.00	1,100,000.00	9/8/2016	15
Tropicana Wash at Swenson Street - 5th Supplemental	CLA10D07	Design	44,900.00	0.00	44,900.00	8/11/2016	12
Tropicana Wash at Swenson Street (Design)-Closeout	CLA10D07	Design	(253.80)	0.00	(253.80)	1/12/2017	8
Fairgrounds - Detention Basin (Whipple Street)		Design	350,000.00	0.00			
Fairgrounds - Detention Basin (Whipple Street)		Construction	0.00	9,829,023.00			
Goodsprings - Phase I		Construction	0.00	844,034.00			
Muddy River Logandale Levee - 2nd Supplemental	MOA01H15	Construction	1,650,000.00	0.00	1,650,000.00	9/8/2016	12b
Searchlight - South, Encinitas St. Storm Drain		Construction	0.00	1,481,124.00			
SR 163 at Casino Drive		Construction	889,222.00	0.00			
Clark County Total			\$14,674,038.03	\$25,337,111.00	\$5,902,082.03		
CLARK COUNTY 3-YEAR TOTALS:		PROJECTS PROGRAMMED	\$40,011,149.03				
		ESTIMATED RESOURCES	\$47,386,815.00				
		REMAINING RESOURCES	\$41,484,732.97				

CITY OF MESQUITE							
Town Wash - Mesa Boulevard, El Dorado to Town Wash		Design	283,323.00	0.00			
Virgin River Flood Wall		Construction	0.00	2,874,704.00			
City of Mesquite Total			\$283,323.00	\$2,874,704.00	\$0.00		
MESQUITE 3-YEAR TOTALS:		PROJECTS PROGRAMMED	\$3,158,027.00				
		ESTIMATED RESOURCES	\$5,399,813.00				
		REMAINING RESOURCES	\$5,399,813.00				

FY2016-17 PROJECTS FUNDED SUMMARY

Facility Description	Project Number	Project Scope (1)	Year-1 Programmed (2)	Year-2/Year-3 Programmed (2)/(3)	Funding Amount (4)	Approval Date	Item #
----------------------	----------------	-------------------	-----------------------	----------------------------------	--------------------	---------------	--------

BOULDER CITY							
Hemenway System, Phase IIA Improvements	BOU01D17	Construction	2,222,694.00	0.00	2,222,694.00	9/2/2017	13b
Hemenway System, Phase IIB Improvements		Construction	0.00	456,921.00			
	Boulder City Total		\$2,222,694.00	\$456,921.00	\$2,222,694.00		
BOULDER CITY 3-YEAR TOTALS:		PROJECTS PROGRAMMED	\$2,679,615.00				
		ESTIMATED RESOURCES	\$4,466,587.00				
		REMAINING RESOURCES	\$2,243,893.00				

SUMMARY	
TOTAL 3-YEAR PROJECTS PROGRAMMED (2)	\$172,263,018.94
TOTAL ESTIMATED RESOURCES (Year-1)	\$95,570,964.00
TOTAL REMAINING DESIGN PROJECTS (Year-1)	\$2,235,908.00
TOTAL PROJECTS FUNDED (Year-1)	\$53,721,802.94
CURRENT AVAILABLE CONSTRUCTION RESOURCES (Year-1)	\$39,613,253.06

LOCAL DRAINAGE (5)							
Washington/Hollywood Storm Drain (Construction)- Closeout	CLD20A12	Construction	0.00	0.00	(16,200.00)	9/8/2016	7
Buckskin Avenue Storm Drain	LLD10B13	Construction	342,354.00	0.00	342,354.00	12/8/2016	14
	Local Drainage Total		\$342,354.00	\$0.00	\$326,154.00		

Notes:

- (1) Construction typically includes Construction and/or Construction Administration. Design typically includes Predesign, Design, Right-of-way, Environmental, and/or Other.
- (2) Includes amendments to the Ten-Year Construction Program.
- (3) Year-2/Year-3 do not include design projects. Design projects are not eligible for acceleration.
- (4) Action is being taken in current month on projects in bold/italics.
- (5) Local Drainage projects are not part of the Ten-Year Construction Program.

ESTIMATED FUNDING SCHEDULE

	Funding Requests Received			Estimated Resources for CIP		Priority	
Mar-17	ESTIMATED REMAINING FISCAL YEAR						
	CIP RESOURCES				\$54,388,116		
	Centennial Parkway Channel West - US 95, CC 215 to Grand Teton (Construction)	LAS23I17	\$27,671,863 00		\$26,716,253		
	Hollywood System, Centennial Pkwy to Speedway #2 Detention Basin (Design)	NLV03G17	\$897,470 00		\$25,818,783		
	Range Wash - Ann Branch (Design)	NLV03F17	\$1,081,889 00		\$24,736,894		
	No Projects Awaiting Funding		\$0 00				

Notes: (1) Estimated CIP resources are from the FY2016-17 Ten-Year Construction Program and may be adjusted for current economic conditions.

CLARK COUNTY
REGIONAL FLOOD CONTROL DISTRICT

AGENDA ITEM

SUBJECT:

TEN YEAR CONSTRUCTION PROGRAM AMENDMENTS

PETITIONER:

STEVEN C. PARRISH, P.E., GENERAL MANAGER/CHIEF ENGINEER

RECOMMENDATION OF PETITIONER:

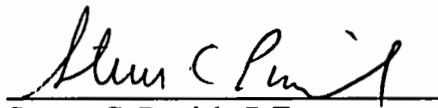
ADOPT AMENDMENTS TO THE TEN YEAR CONSTRUCTION PROGRAM (FOR POSSIBLE ACTION)

FISCAL IMPACT: None.

BACKGROUND: In accordance with Policies and Procedures Section II.B.9 general amendments can be processed to address scheduling changes and/or the need for additional funding. This agenda item addresses requested changes in funding, positive and negative, associated with this agenda as they impact the Ten Year Construction Program (TYCP). Also included are amendments from the City of Las Vegas. Amendments to the TYCP are shown for:

Project Description	Project Number	Item No. / Action	Current TYCP Amount	Requested Amendment Amount
Range Wash – Ann Branch	NLV03F17	Item #10a Original	\$ 1,917,742.00	\$ 1,081,889.00
Centennial Parkway Channel West – US95, CC215 to Grand Teton	LAS23I17	Item #11b Original	\$23,834,204.00	\$27,671,863.00

Respectfully submitted,


Steven C. Parrish, P.E.
General Manager/Chief Engineer

TAC AGENDA ITEM #05 Date: 02/23/17
CAC AGENDA ITEM #05 Date: 02/27/17

RFCD AGENDA ITEM # Date: 03/09/17

Regional Flood Control District
AGENDA ITEM DEVELOPMENT

Staff Discussion:	Date: 02/13/17
TEN YEAR CONSTRUCTION PROGRAM AMENDMENTS In accordance with Policies and Procedures Section II.B.9 general amendments can be processed to address scheduling changes and/or the need for additional funding. This agenda item addresses requested changes in funding, positive and negative, associated with this agenda as they impact the Ten Year Construction Program (TYCP). Also included are amendments from the City of Las Vegas.	
Staff Recommendation: Approve.	
Discussion by Technical Advisory Committee:	AGENDA #05 Date: 02/23/17
Recommendation:	
Discussion by Citizens Advisory Committee:	AGENDA #05 Date: 02/27/17
Recommendation:	

CLARK COUNTY
REGIONAL FLOOD CONTROL DISTRICT
AGENDA ITEM

SUBJECT:
TEN YEAR CONSTRUCTION PROGRAM AMENDMENT

PETITIONER: DAVID N. BOWERS, DIRECTOR
CITY OF LAS VEGAS PUBLIC WORKS

RECOMMENDATION OF PETITIONER:
IT IS RECOMMENDED THAT THE CLARK COUNTY REGIONAL FLOOD CONTROL DISTRICT ADOPT AMENDMENTS TO THE TEN YEAR CONSTRUCTION PROGRAM (FOR POSSIBLE ACTION)


FISCAL IMPACT: None by this action.

BACKGROUND:

The City of Las Vegas requests the following changes to the current Ten Year Construction Program:

1. Meadows – Charleston, Essex to Lindell – Move design from Year 5 (FY20/21) to Year 6 (FY21/22). Move construction and construction management from Year 8 (FY23/24) to Year 9 (FY24/25).
2. Boulder Highway Sahara Avenue – Eastern to Boulder Hwy – Move design from Year 6 (FY21/22) to Year 7 (FY22/23).
3. Sahara Avenue – Eastern Lateral – Move design from Year 6 (FY21/22) to Year 7 (FY22/23).
4. Boulder Highway Sahara Avenue – Maryland to Eastern - Move design from Year 6 (FY21/22) to Year 7 (FY22/23).
5. Gowan Box Canyon – Lone Mountain Road – Move construction and construction management from Year 3 (FY18/19) to Year 4 (FY19/20).
6. Brent Drainage System – Durango to El Capitan – Move design from Year 1 (FY16/17) to Year 2 (FY17/18). Move construction and construction management from Year 4 (FY19/20) to Year 5 (FY20/21).
7. Centennial Parkway Channel West – US95, CC215 to Durango and Centennial Parkway Channel West – US95, Durango to Grand Teton – Combine project and move construction and construction management to Year 2 (FY 17/18). Change project name to Centennial Parkway Channel West – US95, CC215 to Grand Teton.

Respectfully submitted,



David N. Bowers, Director
Department of Public Works

TAC AGENDA ITEM # 05 Date: 02/23/2017	RFCD AGENDA ITEM # Date: 03/09/2017
CAC AGENDA ITEM # 05 Date: 02/27/2017	

EXHIBIT C

CITY OF LAS VEGAS
10-YEAR CONSTRUCTION PROGRAM
Amended March 9, 2017

Amended March 9, 2017					FIRST FIVE YEARS 7/2016 THRU 6/2021					SECOND FIVE YEARS 7/2021 THRU 6/2026											
Fac. ID Mile Range		Exsting Value/ Comments	Project Cost Per MPU	Total Plan	(Year 1) FY 16/17	(Year 2) FY 17/18	(Year 3) FY 18/19	(Year 4) FY 19/20	(Year 5) FY 20/21	(Year 6) FY 21/22	(Year 7) FY 22/23	(Year 8) FY 23/24	(Year 9) FY 24/25	(Year 10) FY 25/26							
TOTAL PLAN				Annual Resources	\$901,545,815	\$52,982,985	\$46,363,637	\$50,636,749	\$239,087,473	\$43,044,788	\$47,068,163	\$51,261,102	\$55,667,904	\$221,546,334	\$51,298,701						
Unencumbered from previous year		\$42,587,979	Cumulative Available Resources	\$821,066,943	\$44,438,917	\$23,680,760	\$13,380,327	\$75,803,878	\$67,321,089	\$13,536,779	\$19,112,269	\$19,556,548	\$69,266,679	\$80,478,873							
ENTITY RESOURCES				Annual Resources	\$348,573,056	\$33,403,174	\$17,940,940	\$19,594,470	\$92,517,637	\$16,656,674	\$18,576,210	\$20,231,021	\$21,970,236	\$87,436,834	\$20,245,860						
Unencumbered from previous year		\$12,900,801	Cumulative Available Resources		\$20,668,953	\$846,381	\$3,254,205	\$3,081,411	\$5,601,889	\$563,705	\$647,999	\$7,233,297	\$4,669,109	\$2,613,851	Board Date	Amount	Amendment?	Project No.			
ENTITY TOTAL					\$957,137,971	\$684,948,614	\$345,959,205	\$12,734,222	\$37,763,512	\$17,186,646	\$92,690,431	\$14,136,196	\$23,614,393	\$20,146,727	\$15,384,939	\$90,001,021	\$22,301,118				
HYDROGRAPHIC BASIN: CENTRAL					\$403,721,788	\$385,155,042	\$211,637,377	\$2,674,550	\$643,431	\$17,186,646	\$42,443,571	\$7,824,693	\$3,370,811	\$19,501,798	\$14,299,321	\$81,391,437	\$22,301,118				
SYSTEM: LV Wash I-15 Tributary					\$109,476,848	\$77,154,912	\$15,359,506	\$1,149,294	\$493,431	\$0	\$6,932,027	\$6,784,754	\$0	\$0	\$0	\$0	\$0	\$650,000			
	PROJECT: Freeway Channel - Washington, Valley View to Decatur																				
	Design/Admin	LV15 0602		\$727,252	\$7,278,185		\$493,431			\$359,457											
	Right-of-way			\$581,802																	
	Construction			\$5,199,850					\$6,425,297												
	PROJECT: Freeway Channel - Washington, Rancho to Valley View																				
	Design/Admin	LV15 0528		\$765,329	\$7,431,321		\$499,294			\$367,260											
	Right-of-way			\$612,263																	
	Construction			\$5,472,102					\$6,564,767												
	PROJECT: Freeway Channel - Washington, MLK to Rancho																				
	3rd Supplement	Design/Admin	LV15 0424, 0472 & 0474	Design Started 11/12	\$1,007,949	\$650,000		\$200,000									2/9/2017	\$200,000	YES	LAS14D14	
		Right-of-way		LAS14C11	\$806,359																
	3rd Supplement	Construction			\$7,206,834												2/9/2017	\$450,000	YES	LAS14D14	
	SYSTEM: LV Wash Central					\$285,079,544	\$133,972,846	\$61,555,478	\$0	\$150,000	\$0	\$14,335,444	\$0	\$2,156,933	\$15,254,959	\$0	\$29,656,142	\$0	\$0		
		PROJECT: Las Vegas Wash - Stewart to Bonanza																			
		Design/Admin	LVMD 1121 & 1149	Design Started 11/12	\$582,295	\$5,349,191		\$75,000			\$279,427										
Right-of-way		CLA15D12 / LAS28C12		\$465,836																	
Construction				\$4,163,416					\$4,994,764												
PROJECT: Meadows - Charleston, Essex to Lindell																					
Design/Admin		MECN 0000, 0061		\$881,492	\$9,929,004					\$0	\$673,146		\$0	\$490,377		3/9/2017		Moved			
Right-of-way				\$705,194																	
Construction				\$6,302,669					\$0	\$8,765,481		3/9/2017		Moved							
PROJECT: Meadows - Charleston, Lindell to Rainbow																					
Design/Admin		MECN 0123, 0223		\$1,176,062	\$13,246,988					\$898,092				\$654,246							
Right-of-way				\$940,848																	
Construction				\$8,408,837									\$11,694,650								
PROJECT: Cedar Avenue Channel Improvements																					
Design/Admin		CACN 0001 & 0035, CNST 0000	Design Started 13/14	\$877,918	\$8,026,814		\$75,000			\$421,288											
Design/Admin			LAS25B13	\$702,335																	
Construction			\$6,277,116					\$7,530,526													
PROJECT: Owens Avenue East - LV Wash to Mojave																					
Design/Admin	LVOE 0000		\$1,541,300	\$16,364,398					\$1,109,440		\$808,210										
Right-of-way			\$1,233,040																		
Construction			\$11,020,297					\$14,446,749													
PROJECT: Owens Avenue East - Mojave to Eastern																					
Design/Admin	LVOE 0085		\$766,974	\$8,639,083							\$585,695			\$426,670							
Right-of-way			\$613,579																		
Construction			\$5,483,861										\$7,626,718								

EXHIBIT C

CITY OF LAS VEGAS
10-YEAR CONSTRUCTION PROGRAM

Amended March 9, 2017

					FIRST FIVE YEARS 7/2016 THRU 6/2021					SECOND FIVE YEARS 7/2021 THRU 6/2026								
					(Year 1) FY 16/17	(Year 2) FY 17/18	(Year 3) FY 18/19	(Year 4) FY 19/20	(Year 5) FY 20/21	(Year 6) FY 21/22	(Year 7) FY 22/23	(Year 8) FY 23/24	(Year 9) FY 24/25	(Year 10) FY 25/26				
TOTAL PLAN																		
Annual Resources																		
Unencumbered from previous year																		
Cumulative Available Resources																		
Annual Resources																		
Unencumbered from previous year																		
Cumulative Available Resources																		
ENTITY RESOURCES																		
Unencumbered from previous year																		
Cumulative Available Resources																		
ENTITY TOTAL																		
SYSTEM: Sahara Boulder Highway																		
PROJECT: Boulder Highway Sahara Avenue - Eastern to Boulder Hwy																		
Design/Admin																		
Right-of-way																		
Construction																		
PROJECT: Sahara Avenue - Eastern Lateral																		
Design/Admin																		
Right-of-way																		
Construction																		
PROJECT: Boulder Highway Sahara Avenue - Maryland to Eastern																		
Design/Admin																		
Right-of-way																		
Construction																		
PROJECT: Boulder Highway Sahara Avenue - LV Blvd to Maryland																		
Design/Admin																		
Right-of-way																		
Construction																		
PROJECT: Flamingo - Boulder Hwy. North, Charleston - Main to Maryland																		
Design/Admin																		
Right-of-way																		
Construction																		
PROJECT: Flamingo - Boulder Highway North - Boulder Hwy, Sahara to Charleston																		
Design/Admin																		
Right-of-way																		
Construction																		
PROJECT: Flamingo - Boulder Hwy North, Charleston - Boulder Hwy to Maryland Parkway and Maryland Pkwy System																		
Design/Admin																		
Right-of-way																		
Construction																		
PROJECT: Las Vegas Wash - Bonanza - Las Vegas Wash to Lamb																		
Design/Admin																		
Right-of-way																		
Construction																		
PROJECT: Las Vegas Wash - Bonanza - Lamb to Pecos																		
Design/Admin																		
Right-of-way																		
Construction																		
PROJECT: Flamingo - Boulder Hwy. North, Main St.																		
Design/Admin																		
Right-of-way																		
Construction																		

EXHIBIT C

CITY OF LAS VEGAS
10-YEAR CONSTRUCTION PROGRAM
Amended March 9, 2017

Amended March 9, 2017					FIRST FIVE YEARS 7/2016 THRU 6/2021					SECOND FIVE YEARS 7/2021 THRU 6/2026											
Fac. ID Mile Range		Exsting Value/ Comments	Project Cost Per MPU	Total Plan	(Year 1) FY 16/17	(Year 2) FY 17/18	(Year 3) FY 18/19	(Year 4) FY 19/20	(Year 5) FY 20/21	(Year 6) FY 21/22	(Year 7) FY 22/23	(Year 8) FY 23/24	(Year 9) FY 24/25	(Year 10) FY 25/26							
TOTAL PLAN				Annual Resources	\$901,545,815	\$52,982,985	\$46,363,637	\$50,636,749	\$239,087,473	\$43,044,788	\$47,068,163	\$51,261,102	\$55,667,904	\$221,546,334	\$51,298,701						
Unencumbered from previous year				Cumulative Available Resources	\$821,066,943	\$44,438,917	\$23,680,760	\$13,380,327	\$75,803,878	\$67,321,089	\$13,536,779	\$19,112,269	\$19,556,548	\$69,266,679	\$80,478,873						
ENTITY RESOURCES				Annual Resources	\$348,573,056	\$33,403,174	\$17,940,940	\$19,594,470	\$92,517,637	\$16,656,674	\$18,576,210	\$20,231,021	\$21,970,236	\$87,436,834	\$20,245,860						
Unencumbered from previous year				Cumulative Available Resources	\$20,668,953	\$846,381	\$3,254,205	\$3,081,411	\$5,601,889	\$563,705	\$647,999	\$7,233,297	\$4,669,109	\$2,613,851							
ENTITY TOTAL					\$957,137,971	\$684,948,614	\$345,959,205	\$12,734,222	\$37,763,512	\$17,186,646	\$92,690,431	\$14,136,196	\$23,614,393	\$20,146,727	\$15,384,939	\$90,001,021	\$22,301,118	Board Date	Amount	Amendment?	Project No.
HYDROGRAPHIC BASIN: GOWAN					\$293,217,265	\$158,747,407	\$94,729,979	\$8,805,149	\$8,989,204	\$0	\$46,351,914	\$0	\$20,243,582	\$644,929	\$1,085,618	\$8,609,584	\$0		\$2,194,156		
SYSTEM: Gowan North					\$166,668,680	\$158,433,211	\$94,729,979	\$8,805,149	\$8,989,204	\$0	\$46,351,914	\$0	\$20,243,582	\$644,929	\$1,065,618	\$8,609,584	\$0		\$2,194,156		
PROJECT: Gowan Box Canyon - Lone Mountain Road																					
Design/Admin	GOBX 0015	Design started in 15/16	\$544,616	\$4,932,905			\$0	\$261,346									3/9/2017		Moved		
Right-of-way		LAS24H15	\$435,693																		
Construction			\$3,894,007				\$0	\$4,671,559										3/9/2017		Moved	
PROJECT: Gowan Outfall - Alexander Rd., Decatur Blvd to Simmons Street																					
Design/Admin	GOOF 0275, 0285 0375, 0385		\$2,944,788	\$30,761,039	\$1,921,156			\$1,413,120									2/9/2017	\$1,921,156	YES	NLV04K17	
Right-of-way			\$2,355,830		\$10,000												2/9/2017	\$10,000	YES	NLV04K17	
Construction			\$22,853,410			\$27,416,763															
PROJECT: Gowan North - El Capitan Branch, Lone Mtn to Ann Road																					
1st Supplement	GOEC 0000 thru 0076	Design started in 15/16	\$1,052,891	\$9,114,204	\$125,000	\$476,249											7/14/2016	\$125,000	YES	LAS24J15	
Right-of-way		LAS24J15	\$842,313																		
Construction			\$7,528,174			\$8,512,955															
PROJECT: Gowan Outfall - Clayton Branch																					
Design/Admin	GOCL 0000		\$1,340,021	\$1,085,618								\$1,085,618									
Right-of-way			\$1,072,016																		
Construction			\$9,581,151																		
PROJECT: Gowan Outfall - El Capitan Branch, Ann Road to Centennial																					
Design/Admin	GOEC 0100 thru 0176		\$819,943	\$9,254,513							\$644,929		\$456,136								
Right-of-way			\$655,955											\$8,153,448							
Construction			\$5,862,597																		
PROJECT: Gowan - Alexander Rd., Rancho to Decatur																					
Design/Admin	GOAL 0000	Design Started in 13/14	\$1,175,463	\$11,072,713				\$564,072													
Right-of-way		LAS30A13	\$940,370																		
Construction		Engr's Est.	\$8,404,560			\$10,508,641															
PROJECT: Gowan - Rancho, Craig to Alexander																					
Design/Admin	GOAL 0100, 0111		\$740,352	\$7,647,093				\$532,911		\$376,910											
Right-of-way			\$592,282																		
Construction			\$5,293,519							\$6,737,272											
PROJECT: Gowan - Alexander Branch																					
Design/Admin	GOA2 0000		\$334,099	\$3,450,907				\$240,487		\$170,088											
Right-of-way			\$267,279																		
Construction			\$2,388,808							\$3,040,331											
PROJECT: Gowan - Craig and US-95																					
Design/Admin	GOAL 0168, 0247		\$1,032,239	\$10,661,984				\$743,014		\$525,509											
Right-of-way			\$825,791																		
Construction			\$7,380,512							\$9,393,471											
PROJECT: Gowan North - Buffalo Branch, Lone Mountain to Washburn																					
3rd Supplement	GOBU 0112, 0136	Design Started in 13/14	\$455,503	\$6,748,993	\$432,495												7/14/2016	\$110,000	YES	LAS24H13	
Design/Admin					\$110,000																
3rd Supplement		Right-of-way	LAS24H13		\$364,401	\$28,000												7/14/2016	\$28,000	YES	LAS24H13
	Construction	Engr's Est.	\$3,256,839		\$6,178,498																

EXHIBIT C

CITY OF LAS VEGAS
10-YEAR CONSTRUCTION PROGRAM
Amended March 9, 2017

Amended March 9, 2017					FIRST FIVE YEARS 7/2016 THRU 6/2021					SECOND FIVE YEARS 7/2021 THRU 6/2026										
Fac. ID Mile Range		Existing Value/ Comments	Project Cost Per MPU	Total Plan	(Year 1) FY 16/17	(Year 2) FY 17/18	(Year 3) FY 18/19	(Year 4) FY 19/20	(Year 5) FY 20/21	(Year 6) FY 21/22	(Year 7) FY 22/23	(Year 8) FY 23/24	(Year 9) FY 24/25	(Year 10) FY 25/26						
TOTAL PLAN					Annual Resources	\$901,545,815	\$52,982,985	\$46,363,637	\$50,636,749	\$239,087,473	\$43,044,788	\$47,068,163	\$51,261,102	\$55,667,904	\$221,546,334	\$51,298,701				
Unencumbered from previous year		\$42,587,979	Cumulative Available Resources	\$821,066,943	\$44,438,917	\$23,680,760	\$13,380,327	\$75,803,878	\$67,321,089	\$13,536,779	\$19,112,269	\$19,556,548	\$69,266,679	\$80,478,873						
ENTITY RESOURCES					Annual Resources	\$348,573,056	\$33,403,174	\$17,940,940	\$19,594,470	\$92,517,637	\$16,656,674	\$18,576,210	\$20,231,021	\$21,970,236	\$87,436,834	\$20,245,860				
Unencumbered from previous year		\$12,900,801	Cumulative Available Resources		\$20,668,953	\$846,381	\$3,254,205	\$3,081,411	\$5,601,889	\$563,705	\$647,999	\$7,233,297	\$4,669,109	\$2,613,851	Board Date	Amount	Amendment?	Project No.		
ENTITY TOTAL			\$957,137,971	\$684,948,614	\$345,959,205	\$12,734,222	\$37,763,512	\$17,186,646	\$92,690,431	\$14,136,196	\$23,614,393	\$20,146,727	\$15,384,939	\$90,001,021	\$22,301,118		\$32,986,091			
HYDROGRAPHIC BASIN: UPPER NORTHERN LV WASH			\$260,198,919	\$141,046,165	\$39,591,849	\$1,254,523	\$28,130,876	\$0	\$3,894,946	\$6,311,503	\$0	\$0	\$0	\$0	\$0		\$28,926,386			
SYSTEM: Ann Road			\$71,879,876	\$13,931,771	\$4,179,194	\$284,248	\$0	\$0	\$3,894,946	\$0	\$0	\$0	\$0	\$0	\$0		\$284,248			
	PROJECT: Rancho Road System - Elkhorn, Grand Canyon to Hualapai																			
	1st Supplement	Design/Admin	RCHB 0295	Design Started in 15/16	\$430,021	\$4,179,194	\$284,248		\$0	\$206,355						10/13/2016	\$284,248	YES	LAS16P15	
		Right-of-way		LAS16P15	\$344,017															
		Construction			\$3,074,648						\$0	\$3,688,591					2/9/2017		Moved	
SYSTEM: Upper Western Tributary			\$156,679,079	\$52,571,081	\$35,412,655	\$970,275	\$28,130,876	\$0	\$0	\$6,311,503	\$0	\$0	\$0	\$0	\$0		\$28,642,138			
	PROJECT: Las Vegas Wash - Rainbow - (Elkhorn Rd to Grand Teton Dr)																			
	Design/Admin	LVMD 2525, 2550, 2574, 2599			(\$160,525)															
	Design/Admin																			
	CLOSEOUT		Construction														1/12/2017	(\$160,525)	YES	LAS22M09
PROJECT: Las Vegas Wash - Grand Teton Storm Drain, Mountain Spa to Durango Drive																				
CLOSEOUT	Design/Admin	LVMD 2632 thru 2789			(\$19,200)	(\$19,200)														
	Right-of-way															1/12/2017	(\$19,200)	YES	LAS22K08	
	Construction																			
PROJECT: Centennial Parkway Channel West - US 95, CC 215 to Grand Teton																				
Design/Admin	CN95 0000, 0068, 0102, 0167 & CNWE 0325	Design Started 15/16	\$2,943,891	\$27,671,863		\$1,810,309														
Right-of-way		LAS23G15	\$2,355,113																	
Construction		LAS23H15	\$19,688,189		\$25,861,554											3/9/2017	\$1,810,309	YES	LAS23H17	
PROJECT: Brent Drainage System - Durango to El Capitan																				
Design/Admin	BRDB 0107, 0157		\$676,524	\$6,770,517	\$0	\$459,013		\$0	\$334,384											
		Right-of-way			\$541,220															
		Construction			\$4,837,150		\$0	\$5,977,119					3/9/2017		Moved					
PROJECT: Brent Drainage System - Floyd Lamb Park to Durango																				
2nd Supplement	Design/Admin	BRDB 0043	Design Started 13/14	\$467,857	\$1,150,000	\$55,300														
	Design/Admin		LAS22S13	\$374,287												2/9/2017	\$55,300	YES	LAS22T15	
2nd Supplement	Construction			\$3,345,184		\$1,094,700											2/9/2017	\$1,094,700	YES	LAS22T15

EXHIBIT C

CITY OF NORTH LAS VEGAS 10-YEAR CONSTRUCTION PROGRAM

Amended March 9, 2017

Amended March 9, 2017					FIRST FIVE YEARS 7/2016 THRU 6/2021								
Fac. ID Mile Range		Existing Value/ Comments	Project Cost Per MPU	Total Plan	(Year 1) FY 16/17	(Year 2) FY 17/18	(Year 3) FY 18/19						
TOTAL PLAN					Annual Resources	\$901,545,815	\$52,982,985	\$46,363,637	\$50,636,749				
Unencumbered from previous year		\$42,587,979	Cumulative Available Resources		\$821,066,943	\$44,438,917	\$23,680,760	\$13,380,327	Funding Requests 16/17				
ENTITY RESOURCES					Annual Resources	\$192,480,131	\$35,945,832	\$8,910,663	\$9,731,915				
Unencumbered from previous year		\$25,762,991	Cumulative Available Resources			\$14,445,845	\$4,648,318	\$1,962,136	Board Date	Amount	Amendment?	Project No.	
ENTITY TOTAL			\$485,765,006	\$330,508,657	\$150,274,114	\$21,499,986	\$18,708,190	\$12,418,097		\$12,893,151			
HYDROGRAPHIC BASIN: LOWER NORTHERN LV WASH			\$255,803,735	\$141,545,513	\$41,330,824	\$11,258,906	\$0	\$0		\$11,258,906			
SYSTEM: Lower Western Tributary			\$97,913,008	\$17,756,271	\$11,300,000	\$11,300,000	\$0	\$0		\$11,300,000			
PROJECT: Central Freeway Channel at Cheyenne													
Design/Admin		LV15 0051	Design Started 13/14	\$619,236	\$11,300,000	\$610,000			12/8/2016	\$610,000	YES	NLV18116	
Right-of-way			NLV18F13	\$495,389									
Construction				\$4,427,535		\$10,690,000			12/8/2016	\$10,690,000	YES	NLV18116	
SYSTEM: LV Wash Craig			\$106,686,237	\$30,849,801	\$9,061,586	(\$41,094)	\$0	\$0		(\$41,094)			
PROJECT: North Las Vegas Detention Basin Upgrade													
Design/Admin		LVUP 0406		\$486,372	\$4,744,223								
Right-of-way				\$389,097									
Construction				\$3,051,982									
PROJECT: Centennial Parkway Channel East													
CLOSEOUT		CNEA 0000 thru 0178	Design Started 00/01		(\$767,173)	(\$767,173)			1/12/2017	(\$767,173)	YES	NLV17A00	
Right-of-way			NLV17A00										
Construction													
PROJECT: Fifth Street Collector - Centennial to Deer Springs													
Design/Admin		LV5C 0000, 0002		\$470,561	\$5,084,535	\$316,991		\$0	11/10/2016	\$316,991	NO	NLV17C16	
Right-of-way				\$385,432		\$409,088			11/10/2016	\$409,088	NO	NLV17C16	
Construction				\$3,444,794			\$0				Move		
SYSTEM: Cheyenne Lamb Nellie			\$51,204,489	\$92,939,441	\$20,969,238	\$0	\$0	\$0		\$0			
PROJECT: Lake Mead Drain to Las Vegas Wash													
Design/Admin		LVLE 0000, 0047		\$1,054,874	\$11,222,666								
Right-of-way				\$843,900									
Construction				\$7,542,353									
PROJECT: Las Vegas Boulevard Drain													
Design/Admin		LVLV 0000		\$865,296	\$9,746,572								
Right-of-way				\$692,237									
Construction				\$6,186,866									

EXHIBIT C

CITY OF NORTH LAS VEGAS 10-YEAR CONSTRUCTION PROGRAM

Amended March 9, 2017

Amended March 9, 2017					FIRST FIVE YEARS 7/2016 THRU 6/2021									
Fac. ID Mile Range		Existing Value/ Comments	Project Cost Per MPU	Total Plan	(Year 1) FY 16/17	(Year 2) FY 17/18	(Year 3) FY 18/19							
TOTAL PLAN					Annual Resources	\$901,545,815	\$52,982,985	\$46,363,637	\$50,836,749					
Unencumbered from previous year		\$42,587,979		Cumulative Available Resources	\$821,066,943	\$44,438,917	\$23,680,760	\$13,380,327						
ENTITY RESOURCES					Annual Resources	\$35,945,832	\$8,910,663	\$9,731,915						
Unencumbered from previous year		\$25,762,991		Cumulative Available Resources	\$14,445,845	\$4,648,318	\$1,962,136							
ENTITY TOTAL					\$485,765,006	\$330,508,657	\$150,274,114	\$21,499,986	\$18,708,190	\$12,418,097	Board Date	Amount	Amendment?	Project No.
HYDROGRAPHIC BASIN: RANGE					\$126,569,409	\$162,096,557	\$108,943,290	\$10,241,081	\$18,708,190	\$12,418,097		\$1,634,246		
SYSTEM: Lower Range					\$65,749,662	\$24,394,411	\$11,033,382	\$258,203	\$505,632	\$305,576		(\$345,114)		
PROJECT: Range Wash - Alto Conveyance, Confluence DB to Los Feliz										\$305,576				
Design/Admin		RWAL 0000, 0068		\$437,260	\$4,926,943									
Right-of-way				\$349,807										
Construction				\$3,126,408										
PROJECT: Orchard Detention Basin														
12th Supplement Design/Admin		SLOR 0104 thru 0158	Design Started 00/01		(\$945,114)	\$325,000					9/8/2016	\$325,000	YES	CLA21A00
12th Supplement Right-of-way			CLA21A00			\$50,000				9/8/2016	\$50,000	YES	CLA21A00	
CLOSEOUT Construction			Eng. Est.			(\$720,114)				10/13/2016	(\$720,114)	YES	CLA21B12	
PROJECT: Orchard Collector - Charleston to Linden														
Design/Admin		SLOR 0158	Design Started 00/01	\$34,705	\$238,679	\$15,094								
Right-of-way			CLA21A00	\$27,765										
Construction				\$205,629			\$223,584							
PROJECT: Owens Detention Basin & Outfall														
Design/Admin		SLWA 0130 thru 0175 & SLOW 0000, 0005		\$558,925	\$5,730,565	\$364,638								
Right-of-way				\$447,140			\$505,632							
Construction				\$3,827,758										
PROJECT: Range Wash - Sloan Channel, Stewart Bridge														
Design/Admin		RWSL 0168		\$60,043	\$482,309									
Right-of-way														
Construction				\$300,214										
SYSTEM: West Range					\$58,235,363	\$101,410,556	\$34,823,506	\$8,003,518	\$374,034	\$12,112,521		\$0		
PROJECT: Beltway Detention Basin & Channel														
Design/Admin		RWRR 0107 thru 0261 & RWBE 0000	Design Started 13/14	\$879,720	\$7,574,572	\$382,615								
Right-of-way			NLV09H13	\$703,778			\$665,232							
Construction				\$6,002,580			\$6,526,725							
PROJECT: Las Vegas Boulevard Storm Drain														
Design/Admin		SLLV 0000, 0119, 0176, & SLNL 0000		\$4,231,069	\$6,238,143									
Right-of-way				\$3,384,854										
Construction				\$30,252,138										
PROJECT: Range Wash - Beltway Conveyance														
Design/Admin		RWBW 0030, RWWE 0493 & 0517		\$236,261	\$2,513,987		\$160,300							
Right-of-way				\$189,009			\$213,733							
Construction				\$1,689,267										
PROJECT: Vandenberg North Detention Basin, Collection & Outfall														
Design/Admin		RWWE 0352, 0397 thru 0439	PreDesign Started 10/11	\$1,428,097	\$12,112,521				\$665,343					
Right-of-way			NLV09E11	\$1,142,479										
Construction				\$9,828,121						\$11,447,178				
PROJECT: Beltway Collection System - Pecos														
Design/Admin		RWWE 0463 & RWBW 0000		\$657,498	\$6,394,282	\$428,946								
Right-of-way				\$525,998										
Construction				\$4,701,108										

EXHIBIT C

CITY OF NORTH LAS VEGAS 10-YEAR CONSTRUCTION PROGRAM Amended March 9, 2017

					FIRST FIVE YEARS 7/2016 THRU 6/2021						
Fac. ID Mile Range		Existing Value/ Comments	Project Cost Per MPU	Total Plan	(Year 1) FY 16/17	(Year 2) FY 17/18	(Year 3) FY 18/19				
TOTAL PLAN				\$901,545,815	\$52,982,985	\$46,363,637	\$50,636,749				
Unencumbered from previous year		\$42,587,979		\$821,066,943	\$44,438,917	\$23,680,760	\$13,380,327				
ENTITY RESOURCES				\$192,480,131	\$35,945,832	\$8,910,663	\$9,731,915				
Unencumbered from previous year		\$25,762,991			\$14,445,845	\$4,648,318	\$1,862,136				
ENTITY TOTAL				\$485,765,006	\$330,508,657	\$150,274,114	\$21,499,986	\$18,708,190	\$12,418,097		
SYSTEM: East Range				\$2,584,385	\$36,291,589	\$63,086,401	\$1,979,359	\$17,828,525	\$0	\$12,893,151	
PROJECT: Hollywood System, Dunes South Detention Basin to Centennial Parkway											
Design/Admin			Design Started 13/14	\$2,088,226		\$944,557					
Right-of-way		RWHW 0000 thru 0277	NLV03E13	\$1,670,581							
Construction				\$14,930,825		\$16,883,968					
PROJECT: Range Wash - Dunes South Detention Basin											
Design/Admin				\$1,323,085							
Right-of-way		RWEA 0183, 0184, 0185, 0188 & 0192		\$1,058,469							
Construction				\$8,427,099							
PROJECT: Range Wash - Ann Branch											
Design/Admin				\$1,259,809		\$831,889		3/9/2017	\$831,889	YES	NLV03F17
Right-of-way		RWAN 0000, 0050		\$1,007,847		\$250,000		3/9/2017	\$250,000	YES	NLV03F17
Construction				\$9,007,636							
PROJECT: Hollywood System, Centennial Pkwy to Speedway #2 Detention Basin											
Design/Admin				\$583,000		\$390,345		3/9/2017	\$390,345	NO	NLV03G17
Right-of-way		RWHW 0300 thru 0412		\$466,399		\$507,125		3/9/2017	\$507,125	NO	NLV03G17
Construction				\$4,122,073							
PROJECT: Speedway North Detention Basin and Outfall											
Design/Admin				\$1,181,318							
Right-of-way		RWHW 0459, 0498, 0499, 0500		\$945,055							
Construction				\$7,657,738							

CLARK COUNTY
REGIONAL FLOOD CONTROL DISTRICT
AGENDA ITEM

SUBJECT:

MAINTENANCE WORK PROGRAM (MWP) – SECOND QUARTER FISCAL YEAR 2016-17 STATUS REPORTS

PETITIONER:

STEVEN C. PARRISH, P.E., GENERAL MANAGER/CHIEF ENGINEER

RECOMMENDATION OF PETITIONER:

RECEIVE THE MAINTENANCE WORK PROGRAM SECOND QUARTER FISCAL YEAR 2016-17 STATUS REPORTS AS SUBMITTED BY THE ENTITIES (FOR POSSIBLE ACTION)

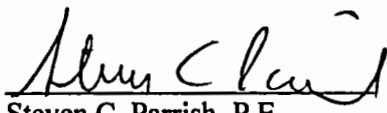
FISCAL IMPACT: None.

BACKGROUND: In accordance with the Board's direction, the entities have submitted the Second Quarter Status Reports for the FY 2016-17 Maintenance Work Program (MWP). The reports indicate the status of work completed under the program through December 31, 2016, although the figures below represent only those expenses which have been submitted to the District for payment.

Below is a summary, by entity, of the Second Quarter Maintenance Work Program expenditures and the funding balance available by each Interlocal Contract for Fiscal Year 2016-17.

	FY 2016-17 Budget	Amount Spent	Funds Available
Boulder City	\$ 300,000.00	\$ 47,722.56	\$ 252,277.44
Clark County	4,363,700.00	965,794.59	3,397,905.41
Henderson	820,850.00	374,013.13	446,836.87
Las Vegas	2,625,000.00	182,826.69	2,442,173.31
Mesquite	627,700.00	456,220.83	171,479.17
North Las Vegas	1,717,500.00	641,702.46	1,075,797.54
Totals	\$10,454,750.00	\$2,668,280.26	\$7,786,469.74

Respectfully submitted,


Steven C. Parrish, P.E.
General Manager/Chief Engineer

TAC AGENDA ITEM #06 Date: 02/23/17	RFCD AGENDA ITEM #08 Date: 02/09/17
CAC AGENDA ITEM #06 Date: 02/27/17	

Regional Flood Control District
AGENDA ITEM DEVELOPMENT

Staff Discussion:

Date: 01/30/17

**MAINTENANCE WORK PROGRAM
SECOND QUARTER FISCAL YEAR 2016-17 STATUS REPORTS**

In accordance with the Board's direction, the entities have submitted the Second Quarter Status Reports for the FY 2016-17 Maintenance Work Program (MWP). The reports indicate the status of work completed under the program through December 31, 2016, although the figures below represent only those expenses which have been submitted to the District for payment.

Below is a summary, by entity, of the Second Quarter Maintenance Work Program expenditures and the funding balance available by each Interlocal Contract for Fiscal Year 2016-17.

	FY 2016-17 Budget	Amount Spent	Funds Available
Boulder City	\$ 300,000.00	\$ 47,722.56	\$ 252,277.44
Clark County	4,363,700.00	965,794.59	3,397,905.41
Henderson	820,850.00	374,013.13	446,836.87
Las Vegas	2,625,000.00	182,826.69	2,442,173.31
Mesquite	627,700.00	456,220.83	171,479.17
North Las Vegas	1,717,500.00	641,702.46	1,075,797.54
Totals	\$10,454,750.00	\$2,668,280.26	\$7,786,469.74

Staff Recommendation:

Accept the reports.

Discussion by Technical Advisory Committee:

AGENDA
#06 Date: 02/23/17

Recommendation:

Discussion by Citizens Advisory Committee:

AGENDA
#06 Date: 02/27/17

Recommendation:

REGIONAL FLOOD CONTROL DISTRICT
MAINTENANCE WORK PROGRAM
QUARTERLY STATUS REPORT FY 2016-2017

MWP Facility #: **BC01**

Facility Name: **Hemenway Watershed**

Entity: **City of Boulder City**

Date Prepared: _____

Quarter: **2nd**

MP Facility ID: **HMFL - 0000, HMKY - 0000, 0019, HMLM - 0000, 0001, 0002, 0003, 0025, 0027, 0040, 0044, 0064, 0065, 0066, 0077, 0080, 0081, 0082, 0085, 0096, HMLV - 0000, 0001, 0003, 0005, 0006, 0018, 0019, 0031, 0055, 0060, 0065, HMNH - 0000, 0001, HMPC - 0000, 0011, 0018, 0026, HMRB - 0000, HMTH - 0000, 0025, 0026, 0027, 0033, 0034, 0040, 0041, 0054, 0064, 0076, HMLV - 0000, 0001, 0002, 0003, 0004, 0015, 0022, 0027, 0028, 0030, 0041, 0042, 0058, 0064, 0065, 0066, 0074, 0088, HMWA - 0000, 0004, 005, 0012, 0013, 0068, 0069, 0103, 0104, 0105, 0126, 0127, 0147, 0148, 0154, 0155, 0156, 0157, 0158, 0160, 0172, 0173, 0175, 0176, 0178, 0181, 0182, 0184, 0185**

Force Account/ Contract	Activity	Approved Work Plan Amount (\$)	Amended Work Plan Amount (\$)	Expended To Date (\$)	Percent Complete	Scheduled Completion Date
	3 Facility Assessment and Inventory	\$ 500.00	500.00	0.00	0%	Jun-17
	5 Inspect Channels	1,000.00	500.00	0.00	0%	Jun-17
	6 Inspect Levees/Detention and Debris Basins	500.00	500.00	0.00	0%	Jun-17
	8 Species Survey and Removal	0.00	0.00	0.00	0%	Jun-17
	10 Clean and Reshape Channels/Levees	17,000.00	5,000.00	1,758.76	35%	Jun-17
	15 Repair Lined Channel	5,000.00	2,000.00	0.00	0%	Jun-17
	20 Erosion Control and Repair	7,950.00	1,950.00	463.66	24%	Jun-17
	21 Provide/Maintain Dust Control	500.00	500.00	0.00	0%	Jun-17
	25 Clean Detention Debris Basins	5,000.00	5,000.00	0.00	0%	Jun-17
	35 Fence Repair	1,000.00	1,000.00	0.00	0%	Jun-17
	40 Vegetation Control - Chemical	3,000.00	3,000.00	1,026.62	34%	Jun-17
	45 Vegetation Control - Mechanical	33,000.00	35,000.00	33,902.91	97%	Jun-17
	50 Maintain Access Road	2,000.00	2,000.00	0.00	0%	Jun-17
	55 Clean & Inspect Inlet/Outlet Structures	3,000.00	2,500.00	609.78	24%	Jun-17
	60 Repair Inlet/Outlet Structures	5,000.00	1,200.00	0.00	0%	Jun-17
	65 Clean Storm Sewer Lines	1,000.00	500.00	0.00	0%	Jun-17
	70 Storm Sewer Repair	-	0.00	0.00	0%	Jun-17
	75 Clean/Flush Culverts & Bridges	2,200.00	500.00	0.00	0%	Jun-17
	80 Miscellaneous Work Activities	11,500.00	21,500.00	20,896.84	97%	Jun-17
	85 Engineering	1,500.00	17,500.00	16,246.75	93%	Jun-17
	TOTALS	\$100,650.00	\$100,650.00	\$74,905.32	74%	

Delays or problem areas:

Work completed during current quarter:

Work to be completed during next quarter:

Consultant/
Contractor:
Project

Manager:

Jim Keane

Phone Number:

702-303-3008

REGIONAL FLOOD CONTROL DISTRICT
MAINTENANCE WORK PROGRAM
QUARTERLY STATUS REPORT FY 2016-2017

MWP Facility #: **BC02**

Facility Name: **Georgia/Buchanan Watershed**

MP Facility ID: **GBAP - 0000, 0001, 0047, 0048, 0049, 0087, 0114, GBBC - 0001, 0002, 0003, 0030, 0031, 0047, 0048, 0062, 0063, 0108, 0109, 0110, 0146, 0148, 0149, 0150, 0151, 0152, 0153, 0172, GBCM - 0000, 0004, 0011, GBGR - 0000, 0001, 0002, 0036, 0040, 0100, 0111, 0112, 0130, 0131, 0188, 0203, 0215, 0217**

Entity: **City of Boulder City**

Date Prepared: _____

Quarter: **2nd**

Force Account/ Contract	Activity	Approved Work Plan Amount (\$)	Amended Work Plan Amount (\$)	Expended To Date (\$)	Percent Complete	Scheduled Completion Date
	3 Facility Assessment and Inventory	\$ 500.00	500.00	0.00	0%	Jun-17
	5 Inspect Channels	500.00	500.00	0.00	0%	Jun-17
	6 Inspect Levees/Detention and Debris Basins	-	-	0.00	0%	Jun-17
	8 Species Survey and Removal	-	-	0.00	0%	Jun-17
	10 Clean and Reshape Channels/Levees	20,000.00	5,000.00	1,640.00	33%	Jun-17
	15 Repair Lined Channel	12,000.00	2,000.00	0.00	0%	Jun-17
	20 Erosion Control and Repair	15,000.00	1,000.00	0.00	0%	Jun-17
	21 Provide/Maintain Dust Control	1,000.00	1,000.00	0.00	0%	Jun-17
	25 Clean Detention Debris Basins	-	-	0.00	0%	Jun-17
	35 Fence Repair	2,000.00	1,000.00	0.00	0%	Jun-17
	40 Vegetation Control - Chemical	3,000.00	1,000.00	451.05	45%	Jun-17
	45 Vegetation Control - Mechanical	10,000.00	5,000.00	2,361.93	47%	Jun-17
	50 Maintain Access Road	500.00	500.00	0.00	0%	Jun-17
	55 Clean & Inspect Inlet/Outlet Structures	5,000.00	3,000.00	1,685.22	56%	Jun-17
	60 Repair Inlet/Outlet Structures	9,000.00	64,000.00	63,240.00	99%	Jun-17
	65 Clean Storm Sewer Lines	1,000.00	1,000.00	0.00	0%	Jun-17
	70 Storm Sewer Repair	2,000.00	1,000.00	0.00	0%	Jun-17
	75 Clean/Flush Culverts & Bridges	3,000.00	1,000.00	0.00	0%	Jun-17
	80 Miscellaneous Work Activities	3,000.00	1,000.00	0.00	0%	Jun-17
	85 Engineering	2,000.00	1,000.00	0.00	0%	Jun-17
	TOTALS	\$89,500.00	\$89,500.00	\$69,378.20	78%	

Delays or problem areas:

Work completed during current quarter:

Work to be completed during next quarter:

Consultant/

Contractor:

Project

Manager:

Jim Keane

Phone Number:

702-303-3008

REGIONAL FLOOD CONTROL DISTRICT
MAINTENANCE WORK PROGRAM
QUARTERLY STATUS REPORT FY 2016-2017

MWP Facility #: **BC03**

Facility Name: **North Railroad Watershed**

MP Facility ID: **NRBL - 0000, 0091, 0092, 0093, 0094, 0095, 0096, NRCN - 0000, NRIN - 0000, 0003, 0004, 0013, 0017, 0025, 0030, 0031, 0032, 0038, 0040, 0044, 0052, 0053, 0055, 0056, 0063, 0064, 0065, 0066, 0067, 0068, 0069, 0070, 0071, 0087, 0135, NRRR 0000, 0049, 0050, 0089,**

Entity: **City of Boulder City**

Date Prepared: _____

Quarter: **2nd**

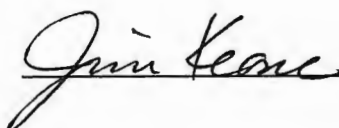
Force Account/ Contract	Activity	Approved Work Plan Amount (\$)	Amended Work Plan Amount (\$)	Expended To Date (\$)	Percent Complete	Scheduled Completion Date
	3 Facility Assessment and Inventory	\$ 150.00	150.00	0.00	0%	Jun-17
	5 Inspect Channels	\$ 150.00	150.00	0.00	0%	Jun-17
	6 Inspect Levees/Detention and Debris Basins	\$ 150.00	150.00	0.00	0%	Jun-17
	8 Species Survey and Removal		-	0.00	0%	Jun-17
	10 Clean and Reshape Channels/Levees	2,200.00	2,200.00	0.00	0%	Jun-17
	15 Repair Lined Channel	250.00	250.00	0.00	0%	Jun-17
	20 Erosion Control and Repair	10,000.00	10,000.00	0.00	0%	Jun-17
	21 Provide/Maintain Dust Control	250.00	250.00	0.00	0%	Jun-17
	25 Clean Detention Debris Basins	50,800.00	50,250.00	0.00	0%	Jun-17
	35 Fence Repair	150.00	150.00	0.00	0%	Jun-17
	40 Vegetation Control - Chemical		-	0.00	0%	Jun-17
	45 Vegetation Control - Mechanical	150.00	150.00	0.00	0%	Jun-17
	50 Maintain Access Road	150.00	700.00	620.03	89%	Jun-17
	55 Clean & Inspect Inlet/Outlet Structures	400.00	400.00	229.77	57%	Jun-17
	60 Repair Inlet/Outlet Structures	500.00	500.00	0.00	0%	Jun-17
	65 Clean Storm Sewer Lines	500.00	500.00	0.00	0%	Jun-17
	70 Storm Sewer Repair		-	0.00	0%	Jun-17
	75 Clean/Flush Culverts & Bridges	500.00	500.00	0.00	0%	Jun-17
	80 Miscellaneous Work Activities	8,500.00	8,500.00	0.00	0%	Jun-17
	85 Engineering	50.00	50.00	0.00	0%	Jun-17
	TOTALS	\$74,850.00	\$74,850.00	\$849.80	1%	

Delays or problem areas:

Work completed during current quarter:

Work to be completed during next quarter:

Consultant/
Contractor:
Project
Manager:



Phone Number: **702-303-3008**

REGIONAL FLOOD CONTROL DISTRICT
MAINTENANCE WORK PROGRAM
QUARTERLY STATUS REPORT FY 2016-2017

MWP Facility #: **BC04**

Facility Name: **West Airport Watershed**

MP Facility ID: **WAAD - 0000, 0043, 0046, 0063, 0064, 0085, 0086, 0094, 0106, 0122,
WAAP - 0111, 0171, WADD - 0167, WAGN - 0000, 0015, 0020, WAGR -
0000, 0034, WARM - 0000,**

Entity: **City of Boulder City**

Date Prepared: _____

Quarter: **2nd**

Force Account/ Contract	Activity	Approved Work Plan Amount (\$)	Amended Work Plan Amount (\$)	Expended To Date (\$)	Percent Complete	Scheduled Completion Date
	3 Facility Assessment and Inventory	\$ 500.00	500.00	0.00	0%	Jun-17
	5 Inspect Channels	500.00	500.00	0.00	0%	Jun-17
	6 Inspect Levees/Detention and Debris Basins	0.00	-	0.00	0%	Jun-17
	8 Species Survey and Removal	0.00	-	0.00	0%	Jun-17
	10 Clean and Reshape Channels/Levees	1,000.00	1,000.00	0.00	0%	Jun-17
	15 Repair Lined Channel	500.00	500.00	0.00	0%	Jun-17
	20 Erosion Control and Repair	13,500.00	13,500.00	0.00	0%	Jun-17
	21 Provide/Maintain Dust Control	500.00	500.00	0.00	0%	Jun-17
	25 Clean Detention Debris Basins	500.00	500.00	0.00	0%	Jun-17
	35 Fence Repair	500.00	500.00	0.00	0%	Jun-17
	40 Vegetation Control - Chemical	1,000.00	1,000.00	0.00	0%	Jun-17
	45 Vegetation Control - Mechanical	5,000.00	5,000.00	3,165.17	63%	Jun-17
	50 Maintain Access Road	4,000.00	4,000.00	0.00	0%	Jun-17
	55 Clean & Inspect Inlet/Outlet Structures	1,500.00	1,500.00	534.90	36%	Jun-17
	60 Repair Inlet/Outlet Structures	1,500.00	1,500.00	0.00	0%	Jun-17
	65 Clean Storm Sewer Lines	0.00	-	0.00	0%	Jun-17
	70 Storm Sewer Repair	0.00	-	0.00	0%	Jun-17
	75 Clean/Flush Culverts & Bridges	2,000.00	2,000.00	0.00	0%	Jun-17
	80 Miscellaneous Work Activities	2,000.00	2,000.00	0.00	0%	Jun-17
	85 Engineering	500.00	500.00	0.00	0%	Jun-17
	TOTALS	\$35,000.00	\$35,000.00	\$3,700.08	11%	

Delays or problem areas:

Work completed during current quarter:

Work to be completed during next quarter:

Consultant/
Contractor:
Project
Manager:



Phone Number: 702-303-3008

**REGIONAL FLOOD CONTROL DISTRICT
MAINTENANCE WORK PROGRAM
QUARTERLY STATUS REPORT - FY 2016 - 2017**

MWP Facility #: **CC 01**
 Facility Name: **Flamingo Wash**
 MP Facility ID: **RRWA 0000-0777; RRHU 0000-0129; FLF2 0000-0137**
 MP Facility ID: **FLWA 0000-1443; FLTR 0000-0341; FLDN 0000-0160**
 MP Facility ID: **FLBF 0046-0328; FLJO 0000-0076; FLFA 0000-0037**
 MP Facility ID: **FLSM 0000-0180; FLDR 0000-0179; FLFL 0000-0147**
 MP Facility ID: **FLDI 0000-0105; RRR4 0000-0160; FLVY 0000-0090**
 MP Facility ID: **FLF4 0000-0058; FLF1 0000-0304**
 MP Facility ID: **FLRO 0000; RRFA 0000-0083; RRNN 0000-0022**
 MP Facility ID: **RRNA 0000-0097; RRNS 0000-0010**

Entity: **CLARK COUNTY**
 Date Prepared: **1/30/2017**
 Quarter: **2nd Quarter**

Force Account/ Contract	Activity	Approved Work Plan Amount (\$)	Amended Work Plan Amount (\$)	Expended To Date (\$)	Percent Complete	Scheduled Completion Date
	3 Facility Assessment and Inventory	\$15,000.00	\$15,000.00	\$0.00		
	5 Inspect Channels	\$10,000.00	\$10,000.00	\$7,755.23		
	6 Inspect Levees, Deten/Debris Basins	\$15,000.00	\$15,000.00	\$5,305.68		
	8 Species Survey and Removal	\$0.00	\$0.00	\$0.00		
	10 Clean and Reshape Channels/Levees	\$40,000.00	\$40,000.00	\$1,516.02		
	15 Repair Lined Channel	\$20,000.00	\$20,000.00	\$8,817.35		
	20 Erosion Control and Repair	\$10,000.00	\$10,000.00	\$0.00		
	21 Provide/Maintain Dust Control	\$150,000.00	\$80,000.00	\$0.00		
	25 Clean Detention/Debris Basins	\$200,000.00	\$142,000.00	\$0.00		
	35 Fence Repair	\$20,000.00	\$20,000.00	\$2,336.03		
	40 Vegetation Control - Chemical	\$20,000.00	\$20,000.00	\$0.00		
	45 Vegetation Control - Mechanical	\$5,000.00	\$5,000.00	\$0.00		
	50 Maintain Access Road	\$10,000.00	\$10,000.00	\$0.00		
	55 Clean & Inspect Inlet/Outlet Structures	\$25,000.00	\$25,000.00	\$0.00		
	60 Repair Inlet/Outlet Structures	\$2,500.00	\$2,500.00	\$0.00		
	65 Clean Storm Sewer Lines	\$5,000.00	\$5,000.00	\$0.00		
	70 Storm Sewer Line Repair	\$5,000.00	\$5,000.00	\$0.00		
	75 Clean/Flush Culverts & Bridges	\$4,000.00	\$4,000.00	\$0.00		
	80 Miscellaneous Work Activities	\$350,000.00	\$350,000.00	\$130,130.57		
	85 Engineering	\$0.00	\$0.00	\$0.00		
	TOTALS	\$906,500.00	\$778,500.00	\$155,860.88	20%	

Delays or problem areas:

Work completed during current quarter:

Work to be completed during next quarter:

Clean, Inspect & Repairs to 3 Detention/Debris Basins. General cleaning of channels
 Channel maintenance contract adjacent to beltway. Contract for the removal of silt from Red Rock Detention Basin.

Consultant/
 Contractor:
 Project
 Manager:

Angelo Santovito

Phone Number: 455-7540

**REGIONAL FLOOD CONTROL DISTRICT
MAINTENANCE WORK PROGRAM
QUARTERLY STATUS REPORT - FY 2016 - 2017**

MWP Facility #: **CC 02**
 Facility Name: **Las Vegas Wash**
 MP Facility ID: **LVMD 0640 - LVMD 1069**
 MP Facility ID: **LVMD**
 MP Facility ID: **NLWY 0000-0030**
 MP Facility ID: **LV01 0000 - LV01 0079**
 MP Facility ID: **LVCO 0000-0109**
 MP Facility ID: **COLM 0000**

Entity: **CLARK COUNTY**
 Date Prepared: **1/30/2017**
 Quarter: **2nd Quarter**

Force Account/ Contract	Activity	Approved Work Plan Amount (\$)	Amended Work Plan Amount (\$)	Expended To Date (\$)	Percent Complete	Scheduled Completion Date
	3 Facility Assessment and Inventory	\$3,500.00	\$3,500.00	\$0.00		
	5 Inspect Channels	\$3,500.00	\$3,500.00	\$1,171.89		
	6 Inspect Levees, Deten/Debris Basins	\$0.00	\$0.00	\$0.00		
	8 Species Survey and Removal	\$0.00	\$0.00	\$0.00		
	10 Clean and Reshape Channels/Levees	\$20,000.00	\$123,500.00	\$123,231.62		
	15 Repair Lined Channel	\$2,500.00	\$12,500.00	\$10,129.49		
	20 Erosion Control and Repair	\$45,000.00	\$15,000.00	\$0.00		
	21 Provide/Maintain Dust Control	\$0.00	\$0.00	\$0.00		
	25 Clean Detention/Debris Basins	\$0.00	\$0.00	\$0.00		
	35 Fence Repair	\$2,000.00	\$2,000.00	\$0.00		
	40 Vegetation Control - Chemical	\$10,000.00	\$10,000.00	\$0.00		
	45 Vegetation Control - Mechanical	\$25,000.00	\$23,000.00	\$0.00		
	50 Maintain Access Road	\$0.00	\$0.00	\$0.00		
	55 Clean & Inspect Inlet/Outlet Structures	\$0.00	\$0.00	\$0.00		
	60 Repair Inlet/Outlet Structures	\$0.00	\$0.00	\$0.00		
	65 Clean Storm Sewer Lines	\$0.00	\$0.00	\$0.00		
	70 Storm Sewer Line Repair	\$0.00	\$0.00	\$0.00		
	75 Clean/Flush Culverts & Bridges	\$0.00	\$0.00	\$0.00		
	80 Miscellaneous Work Activities	\$15,000.00	\$16,500.00	\$15,477.64		
	85 Engineering	\$5,000.00	\$5,000.00	\$0.00		
	TOTALS	\$131,500.00	\$214,500.00	\$150,010.64	70%	

Delays or problem areas:

Work completed during current quarter:

Work to be completed during next quarter:

Misc. maintenance of channels. Vegetation control south of Vegas Valley.
 Maintenance work done by SNWA for weirs along the Las Vegas Wash Wetland area.

Consultant/
 Contractor: _____
 Project
 Manager: Angelo Santovito Phone Number: 455-7540

**REGIONAL FLOOD CONTROL DISTRICT
MAINTENANCE WORK PROGRAM
QUARTERLY STATUS REPORT - FY 2016 - 2017**

MWP Facility #: **CC 03**
 Facility Name: **Duck Creek**
 MP Facility ID: **DCWA 0000, 0168-0597; 0695-1293**
 MP Facility ID: **DCBD 0000-0082**
 MP Facility ID: **DCGL 0035; 0057-0179**
 MP Facility ID: **DCPA 0000-0106**
 MP Facility ID: **DCPI 0000**
 MP Facility ID: **DCW4 0016-0054; 0870-0875**

Entity: **CLARK COUNTY**
 Date Prepared: **1/30/2017**
 Quarter: **2nd Quarter**

Force Account/ Contract	Activity	Approved Work Plan Amount (\$)	Amended Work Plan Amount (\$)	Expended To Date (\$)	Percent Complete	Scheduled Completion Date
	3 Facility Assessment and Inventory	\$5,000.00	\$5,000.00	\$0.00		
	5 Inspect Channels	\$5,000.00	\$5,000.00	\$3,233.74		
	6 Inspect Levees, Deten/Debris Basins	\$8,000.00	\$8,000.00	\$2,686.85		
	8 Species Survey and Removal	\$0.00	\$0.00	\$0.00		
	10 Clean and Reshape Channels/Levees	\$35,000.00	\$35,000.00	\$777.45		
	15 Repair Lined Channel	\$5,000.00	\$5,000.00	\$0.00		
	20 Erosion Control and Repair	\$30,000.00	\$30,000.00	\$0.00		
	21 Provide/Maintain Dust Control	\$75,000.00	\$52,500.00	\$0.00		
	25 Clean Detention/Debris Basins	\$15,000.00	\$15,000.00	\$0.00		
	35 Fence Repair	\$4,000.00	\$4,000.00	\$1,756.09		
	40 Vegetation Control - Chemical	\$10,000.00	\$10,000.00	\$0.00		
	45 Vegetation Control - Mechanical	\$5,000.00	\$5,000.00	\$0.00		
	50 Maintain Access Road	\$5,000.00	\$5,000.00	\$843.60		
	55 Clean & Inspect Inlet/Outlet Structures	\$0.00	\$0.00	\$0.00		
	60 Repair Inlet/Outlet Structures	\$0.00	\$0.00	\$0.00		
	65 Clean Storm Sewer Lines	\$2,500.00	\$2,500.00	\$0.00		
	70 Storm Sewer Line Repair	\$0.00	\$1,500.00	\$1,463.29		
	75 Clean/Flush Culverts & Bridges	\$0.00	\$0.00	\$0.00		
	80 Miscellaneous Work Activities	\$80,000.00	\$80,000.00	\$72,665.74		
	85 Engineering	\$0.00	\$0.00	\$0.00		
	TOTALS	\$284,500.00	\$263,500.00	\$83,426.76	32%	

Delays or problem areas:

Work completed during current quarter:

Work to be completed during next quarter:

Misc. maintenance and cleaning of channels

Consultant/
 Contractor:
 Project
 Manager:

Angelo Santovito

Phone Number: 455-7540

**REGIONAL FLOOD CONTROL DISTRICT
MAINTENANCE WORK PROGRAM
QUARTERLY STATUS REPORT - FY 2016 - 2017**

MWP Facility #: **CC 05**
 Facility Name: **Las Vegas Range Wash**
 MP Facility ID: **RWSL 0000-0728**
 MP Facility ID: **RWWE 0000-0055**
 MP Facility ID: **SLEB 0000-0098**
 MP Facility ID: **SLLM 0000**
 MP Facility ID: **SLOR 0000-0087; SLBN 0000**
 MP Facility ID: **SLWA 0000-0091; SLER 0000-0086**
 MP Facility ID: **SLCH 0000**

Entity: **CLARK COUNTY**
 Date Prepared: **1/30/2017**
 Quarter: **2nd Quarter**

Force Account/ Contract	Activity	Approved Work Plan Amount (\$)	Amended Work Plan Amount (\$)	Expended To Date (\$)	Percent Complete	Scheduled Completion Date
	3 Facility Assessment and Inventory	\$3,500.00	\$3,500.00	\$0.00		
	5 Inspect Channels	\$3,500.00	\$3,500.00	\$2,796.36		
	6 Inspect Levees, Deten/Debris Basins	\$1,800.00	\$1,800.00	\$1,640.95		
	8 Species Survey and Removal	\$0.00	\$0.00	\$0.00		
	10 Clean and Reshape Channels/Levees	\$50,000.00	\$50,000.00	\$7,471.35		
	15 Repair Lined Channel	\$25,000.00	\$75,000.00	\$74,928.36		
	20 Erosion Control and Repair	\$0.00	\$0.00	\$0.00		
	21 Provide/Maintain Dust Control	\$100,000.00	\$74,000.00	\$0.00		
	25 Clean Detention/Debris Basins	\$10,000.00	\$10,000.00	\$2,581.22		
	35 Fence Repair	\$10,000.00	\$10,000.00	\$2,751.09		
	40 Vegetation Control - Chemical	\$9,000.00	\$9,000.00	\$0.00		
	45 Vegetation Control - Mechanical	\$5,000.00	\$5,000.00	\$0.00		
	50 Maintain Access Road	\$2,500.00	\$2,500.00	\$0.00		
	55 Clean & Inspect Inlet/Outlet Structures	\$0.00	\$0.00	\$0.00		
	60 Repair Inlet/Outlet Structures	\$0.00	\$0.00	\$0.00		
	65 Clean Storm Sewer Lines	\$0.00	\$0.00	\$0.00		
	70 Storm Sewer Line Repair	\$0.00	\$0.00	\$0.00		
	75 Clean/Flush Culverts & Bridges	\$0.00	\$0.00	\$0.00		
	80 Miscellaneous Work Activities	\$75,000.00	\$75,000.00	\$42,870.90		
	85 Engineering	\$0.00	\$0.00	\$0.00		
	TOTALS	\$295,300.00	\$319,300.00	\$135,040.23	42%	

Delays or problem areas:

Work completed during current quarter:

Work to be completed during next quarter:

Clean, Inspect & Repairs to 1 Detention Basin.
 Misc. maintenance and cleaning of channels.

Consultant/

Contractor:

Project

Manager:

Angelo Santovito

Phone Number:

455-7540

**REGIONAL FLOOD CONTROL DISTRICT
MAINTENANCE WORK PROGRAM
QUARTERLY STATUS REPORT - FY 2016 - 2017**

MWP Facility #: CC 06
 Facility Name: Tropicana Wash
 MP Facility ID: TRWA 0000-0454
 MP Facility ID: TRNB 0000-0040
 MP Facility ID: TRBD 0000-0930
 MP Facility ID: BDMO 0000-0010
 MP Facility ID: BDMD 0121
 MP Facility ID: _____

Entity: CLARK COUNTY
 Date Prepared: 1/30/2017
 Quarter: 2nd Quarter

Force Account/ Contract	Activity	Approved Work Plan Amount (\$)	Amended Work Plan Amount (\$)	Expended To Date (\$)	Percent Complete	Scheduled Completion Date
	3 Facility Assessment and Inventory	\$3,500.00	\$3,500.00	\$0.00		
	5 Inspect Channels	\$3,000.00	\$3,000.00	\$1,778.75		
	6 Inspect Levees, Deten/Debris Basins	\$6,000.00	\$6,000.00	\$2,542.56		
	8 Species Survey and Removal	\$0.00	\$0.00	\$0.00		
	10 Clean and Reshape Channels/Levees	\$15,000.00	\$15,000.00	\$863.21		
	15 Repair Lined Channel	\$15,000.00	\$15,000.00	\$3,239.03		
	20 Erosion Control and Repair	\$7,500.00	\$7,500.00	\$0.00		
	21 Provide/Maintain Dust Control	\$130,000.00	\$130,000.00	\$0.00		
	25 Clean Detention/Debris Basins	\$60,000.00	\$60,000.00	\$0.00		
	35 Fence Repair	\$10,000.00	\$10,000.00	\$1,104.35		
	40 Vegetation Control - Chemical	\$5,000.00	\$5,000.00	\$0.00		
	45 Vegetation Control - Mechanical	\$5,000.00	\$5,000.00	\$0.00		
	50 Maintain Access Road	\$5,000.00	\$5,000.00	\$0.00		
	55 Clean & Inspect Inlet/Outlet Structures	\$0.00	\$0.00	\$0.00		
	60 Repair Inlet/Outlet Structures	\$0.00	\$0.00	\$0.00		
	65 Clean Storm Sewer Lines	\$5,000.00	\$5,000.00	\$0.00		
	70 Storm Sewer Line Repair	\$0.00	\$0.00	\$0.00		
	75 Clean/Flush Culverts & Bridges	\$0.00	\$0.00	\$0.00		
	80 Miscellaneous Work Activities	\$75,000.00	\$75,000.00	\$56,198.29		
	85 Engineering	\$0.00	\$0.00	\$0.00		
	TOTALS	\$345,000.00	\$345,000.00	\$65,726.19	19%	

Delays or problem areas:

Work completed during current quarter:

Work to be completed during next quarter:

Misc. work contract maintenance adjacent to beltway.
 Channel Inspection, vegetation control and other work as assigned.

Consultant/
 Contractor: _____
 Project
 Manager: Angelo Santovito

Phone Number: 455-7540

**REGIONAL FLOOD CONTROL DISTRICT
MAINTENANCE WORK PROGRAM
QUARTERLY STATUS REPORT - FY 2016 - 2017**

MWP Facility #: CC 07
 Facility Name: Airport Channel
 MP Facility ID: TRMC 0000-0290
 MP Facility ID: WGTR 0065-0169
 MP Facility ID: CNWE 0000-0301
 MP Facility ID: _____
 MP Facility ID: _____
 MP Facility ID: _____

Entity: CLARK COUNTY
 Date Prepared: 1/30/2017
 Quarter: 2nd Quarter

Force Account/ Contract	Activity	Approved Work Plan Amount (\$)	Amended Work Plan Amount (\$)	Expended To Date (\$)	Percent Complete	Scheduled Completion Date
	3 Facility Assessment and Inventory	\$1,500.00	\$1,500.00	\$0.00		
	5 Inspect Channels	\$1,500.00	\$1,500.00	\$281.29		
	6 Inspect Levees, Deten/Debris Basins	\$0.00	\$0.00	\$0.00		
	8 Species Survey and Removal	\$0.00	\$0.00	\$0.00		
	10 Clean and Reshape Channels/Levees	\$7,000.00	\$7,000.00	\$0.00		
	15 Repair Lined Channel	\$10,000.00	\$10,000.00	\$0.00		
	20 Erosion Control and Repair	\$0.00	\$0.00	\$0.00		
	21 Provide/Maintain Dust Control	\$0.00	\$0.00	\$0.00		
	25 Clean Detention/Debris Basins	\$0.00	\$0.00	\$0.00		
	35 Fence Repair	\$1,000.00	\$1,000.00	\$0.00		
	40 Vegetation Control - Chemical	\$1,000.00	\$1,000.00	\$0.00		
	45 Vegetation Control - Mechanical	\$2,500.00	\$2,500.00	\$0.00		
	50 Maintain Access Road	\$0.00	\$0.00	\$0.00		
	55 Clean & Inspect Inlet/Outlet Structures	\$2,000.00	\$2,000.00	\$0.00		
	60 Repair Inlet/Outlet Structures	\$0.00	\$0.00	\$0.00		
	65 Clean Storm Sewer Lines	\$1,500.00	\$1,500.00	\$0.00		
	70 Storm Sewer Line Repair	\$0.00	\$0.00	\$0.00		
	75 Clean/Flush Culverts & Bridges	\$0.00	\$0.00	\$0.00		
	80 Miscellaneous Work Activities	\$20,000.00	\$20,000.00	\$12,377.01		
	85 Engineering	\$0.00	\$0.00	\$0.00		
	TOTALS	\$48,000.00	\$48,000.00	\$12,658.30	26%	

Delays or problem areas:

Work completed during current quarter:

Work to be completed during next quarter:

Channel Inspection and debris removal; vegetation control and other work as assigned.

Consultant/
 Contractor: _____
 Project
 Manager: Angelo Santovito Phone Number: 455-7540

**REGIONAL FLOOD CONTROL DISTRICT
MAINTENANCE WORK PROGRAM
QUARTERLY STATUS REPORT - FY 2016 - 2017**

MWP Facility #: **CC 08**
 Facility Name: **Monson Channel**
 MP Facility ID: **LV02 0000-0303**
 MP Facility ID: **NLFL 0000-0144**
 MP Facility ID: _____
 MP Facility ID: _____
 MP Facility ID: _____
 MP Facility ID: _____

Entity: **CLARK COUNTY**
 Date Prepared: **1/30/2017**
 Quarter: **2nd Quarter**

Force Account/ Contract	Activity	Approved Work Plan Amount (\$)	Amended Work Plan Amount (\$)	Expended To Date (\$)	Percent Complete	Scheduled Completion Date
	3 Facility Assessment and Inventory	\$1,200.00	\$1,200.00	\$0.00		
	5 Inspect Channels	\$1,500.00	\$1,500.00	\$258.49		
	6 Inspect Levees, Deten/Debris Basins	\$0.00	\$0.00	\$0.00		
	8 Species Survey and Removal	\$0.00	\$0.00	\$0.00		
	10 Clean and Reshape Channels/Levees	\$7,500.00	\$7,500.00	\$3,968.08		
	15 Repair Lined Channel	\$175,000.00	\$175,000.00	\$0.00		
	20 Erosion Control and Repair	\$0.00	\$0.00	\$0.00		
	21 Provide/Maintain Dust Control	\$0.00	\$0.00	\$0.00		
	25 Clean Detention/Debris Basins	\$0.00	\$0.00	\$0.00		
	35 Fence Repair	\$1,500.00	\$1,500.00	\$0.00		
	40 Vegetation Control - Chemical	\$3,000.00	\$3,000.00	\$0.00		
	45 Vegetation Control - Mechanical	\$20,000.00	\$20,000.00	\$0.00		
	50 Maintain Access Road	\$0.00	\$0.00	\$0.00		
	55 Clean & Inspect Inlet/Outlet Structures	\$0.00	\$0.00	\$0.00		
	60 Repair Inlet/Outlet Structures	\$0.00	\$0.00	\$0.00		
	65 Clean Storm Sewer Lines	\$0.00	\$0.00	\$0.00		
	70 Storm Sewer Line Repair	\$50,000.00	\$50,000.00	\$0.00		
	75 Clean/Flush Culverts & Bridges	\$0.00	\$0.00	\$0.00		
	80 Miscellaneous Work Activities	\$10,000.00	\$10,000.00	\$1,684.32		
	85 Engineering	\$25,000.00	\$25,000.00	\$0.00		
	TOTALS	\$294,700.00	\$294,700.00	\$5,910.89	2%	

Delays or problem areas:

Work completed during current quarter:

Work to be completed during next quarter:

Channel Inspection, vegetation control and other work as assigned.

Consultant/

Contractor:

Project

Manager:

Angelo Santovito

Phone Number: 455-7540

**REGIONAL FLOOD CONTROL DISTRICT
MAINTENANCE WORK PROGRAM
QUARTERLY STATUS REPORT - FY 2016 - 2017**

MWP Facility #: **CC 09**
 Facility Name: **Rawhide Channel**
 MP Facility ID: **DCRH 0000-0305**
 MP Facility ID: _____
 MP Facility ID: _____
 MP Facility ID: _____
 MP Facility ID: _____
 MP Facility ID: _____

Entity: **CLARK COUNTY**
 Date Prepared: **1/30/2017**
 Quarter: **2nd Quarter**

Force Account/ Contract	Activity	Approved Work Plan Amount (\$)	Amended Work Plan Amount (\$)	Expended To Date (\$)	Percent Complete	Scheduled Completion Date
	3 Facility Assessment and Inventory	\$2,500.00	\$2,500.00	\$0.00		
	5 Inspect Channels	\$2,500.00	\$2,500.00	\$773.37		
	6 Inspect Levees, Deten/Debris Basins	\$0.00	\$0.00	\$0.00		
	8 Species Survey and Removal	\$0.00	\$0.00	\$0.00		
	10 Clean and Reshape Channels/Levees	\$7,500.00	\$7,500.00	\$0.00		
	15 Repair Lined Channel	\$450,000.00	\$450,000.00	\$0.00		
	20 Erosion Control and Repair	\$0.00	\$0.00	\$0.00		
	21 Provide/Maintain Dust Control	\$20,000.00	\$20,000.00	\$0.00		
	25 Clean Detention/Debris Basins	\$0.00	\$0.00	\$0.00		
	35 Fence Repair	\$30,000.00	\$30,000.00	\$0.00		
	40 Vegetation Control - Chemical	\$2,000.00	\$2,000.00	\$0.00		
	45 Vegetation Control - Mechanical	\$2,000.00	\$2,000.00	\$0.00		
	50 Maintain Access Road	\$0.00	\$0.00	\$0.00		
	55 Clean & Inspect Inlet/Outlet Structures	\$0.00	\$0.00	\$0.00		
	60 Repair Inlet/Outlet Structures	\$0.00	\$0.00	\$0.00		
	65 Clean Storm Sewer Lines	\$2,500.00	\$2,500.00	\$0.00		
	70 Storm Sewer Line Repair	\$0.00	\$0.00	\$0.00		
	75 Clean/Flush Culverts & Bridges	\$0.00	\$0.00	\$0.00		
	80 Miscellaneous Work Activities	\$20,000.00	\$20,000.00	\$13,012.32		
	85 Engineering	\$1,500.00	\$1,500.00	\$0.00		
	TOTALS	\$540,500.00	\$540,500.00	\$13,785.69	3%	

Delays or problem areas:

Work completed during current quarter:

Work to be completed during next quarter:

Channel Inspection, vegetation control and other work as assigned.

Consultant/
 Contractor: _____
 Project
 Manager: Angelo Santovito

Phone Number: 455-7540

**REGIONAL FLOOD CONTROL DISTRICT
MAINTENANCE WORK PROGRAM
QUARTERLY STATUS REPORT - FY 2016 - 2017**

MWP Facility #: **CC 10**
 Facility Name: **Van Buskirk Channel**
 MP Facility ID: **VBCH 0000-0138**
 MP Facility ID: **VBMC 0000-0249**
 MP Facility ID: **VBTM 0000-0174**
 MP Facility ID: **VBVR 0000**
 MP Facility ID: **VBTW 0000**
 MP Facility ID: _____

Entity: **CLARK COUNTY**
 Date Prepared: **1/30/2017**
 Quarter: **2nd Quarter**

Force Account/ Contract	Activity	Approved Work Plan Amount (\$)	Amended Work Plan Amount (\$)	Expended To Date (\$)	Percent Complete	Scheduled Completion Date
	3 Facility Assessment and Inventory	\$2,000.00	\$2,000.00	\$0.00		
	5 Inspect Channels	\$2,000.00	\$2,000.00	\$546.49		
	6 Inspect Levees, Deten/Debris Basins	\$2,000.00	\$2,000.00	\$585.82		
	8 Species Survey and Removal	\$0.00	\$0.00	\$0.00		
	10 Clean and Reshape Channels/Levees	\$2,500.00	\$2,500.00	\$0.00		
	15 Repair Lined Channel	\$2,500.00	\$2,500.00	\$0.00		
	20 Erosion Control and Repair	\$0.00	\$0.00	\$0.00		
	21 Provide/Maintain Dust Control	\$0.00	\$0.00	\$0.00		
	25 Clean Detention/Debris Basins	\$5,000.00	\$5,000.00	\$0.00		
	35 Fence Repair	\$1,000.00	\$1,000.00	\$0.00		
	40 Vegetation Control - Chemical	\$1,000.00	\$1,000.00	\$0.00		
	45 Vegetation Control - Mechanical	\$0.00	\$0.00	\$0.00		
	50 Maintain Access Road	\$0.00	\$0.00	\$0.00		
	55 Clean & Inspect Inlet/Outlet Structures	\$0.00	\$0.00	\$0.00		
	60 Repair Inlet/Outlet Structures	\$0.00	\$0.00	\$0.00		
	65 Clean Storm Sewer Lines	\$5,000.00	\$5,000.00	\$0.00		
	70 Storm Sewer Line Repair	\$0.00	\$0.00	\$0.00		
	75 Clean/Flush Culverts & Bridges	\$0.00	\$0.00	\$0.00		
	80 Miscellaneous Work Activities	\$10,000.00	\$10,000.00	\$3,297.17		
	85 Engineering	\$0.00	\$0.00	\$0.00		
	TOTALS	\$33,000.00	\$33,000.00	\$4,429.48	13%	

Delays or problem areas:

Work completed during current quarter:

Work to be completed during next quarter:

Channel Inspection, vegetation control and other work as assigned.

Consultant/
Contractor:
Project
Manager:

Angelo Santovito

Phone Number: 455-7540

**REGIONAL FLOOD CONTROL DISTRICT
MAINTENANCE WORK PROGRAM
QUARTERLY STATUS REPORT - FY 2016 - 2017**

MWP Facility #: **CC 11**
 Facility Name: **Flamingo Wash North Fork**
 MP Facility ID: **FLLA 0000-0379**
 MP Facility ID: **FLDY 0000-0013**
 MP Facility ID: **FLMN 0000-0075**
 MP Facility ID: _____
 MP Facility ID: _____
 MP Facility ID: _____

Entity: **CLARK COUNTY**
 Date Prepared: **1/30/2017**
 Quarter: **2nd Quarter**

Force Account/ Contract	Activity	Approved Work Plan Amount (\$)	Amended Work Plan Amount (\$)	Expended To Date (\$)	Percent Complete	Scheduled Completion Date
	3 Facility Assessment and Inventory	\$2,500.00	\$2,500.00	\$0.00		
	5 Inspect Channels	\$2,500.00	\$2,500.00	\$160.72		
	6 Inspect Levees, Deten/Debris Basins	\$0.00	\$1,000.00	\$677.68		
	8 Species Survey and Removal	\$0.00	\$0.00	\$0.00		
	10 Clean and Reshape Channels/Levees	\$5,000.00	\$5,000.00	\$0.00		
	15 Repair Lined Channel	\$1,000,000.00	\$1,000,000.00	\$544,971.50		
	20 Erosion Control and Repair	\$0.00	\$0.00	\$0.00		
	21 Provide/Maintain Dust Control	\$0.00	\$0.00	\$0.00		
	25 Clean Detention/Debris Basins	\$5,000.00	\$5,000.00	\$0.00		
	35 Fence Repair	\$1,500.00	\$1,500.00	\$0.00		
	40 Vegetation Control - Chemical	\$1,500.00	\$1,500.00	\$0.00		
	45 Vegetation Control - Mechanical	\$0.00	\$0.00	\$0.00		
	50 Maintain Access Road	\$0.00	\$0.00	\$0.00		
	55 Clean & Inspect Inlet/Outlet Structures	\$0.00	\$0.00	\$0.00		
	60 Repair Inlet/Outlet Structures	\$0.00	\$0.00	\$0.00		
	65 Clean Storm Sewer Lines	\$5,000.00	\$5,000.00	\$0.00		
	70 Storm Sewer Line Repair	\$0.00	\$0.00	\$0.00		
	75 Clean/Flush Culverts & Bridges	\$0.00	\$0.00	\$0.00		
	80 Miscellaneous Work Activities	\$20,000.00	\$20,000.00	\$149.87		
	85 Engineering	\$10,000.00	\$10,000.00	\$0.00		
	TOTALS	\$1,053,000.00	\$1,054,000.00	\$545,959.77	52%	

Delays or problem areas:

Work completed during current quarter:

Work to be completed during next quarter:

Channel Inspection, vegetation control and other work as assigned.

Consultant/

Contractor: _____

Project

Manager: _____

Angelo Santovito

Phone Number: **455-7540**

**REGIONAL FLOOD CONTROL DISTRICT
MAINTENANCE WORK PROGRAM
QUARTERLY STATUS REPORT - FY 2016 - 2017**

MWP Facility #: CC 14
 Facility Name: Laughlin Washes
 MP Facility ID: LUBC 0000-0324
 MP Facility ID: LUED 0000-0019
 MP Facility ID: LUHS 0000-0242
 MP Facility ID: LUUW 0000-0150
 MP Facility ID: _____
 MP Facility ID: _____

Entity: CLARK COUNTY
 Date Prepared: 1/30/2017
 Quarter: 2nd Quarter

Force Account/ Contract	Activity	Approved Work Plan Amount (\$)	Amended Work Plan Amount (\$)	Expended To Date (\$)	Percent Complete	Scheduled Completion Date
	3 Facility Assessment and Inventory	\$1,000.00	\$1,000.00	\$0.00		
	5 Inspect Channels	\$1,500.00	\$1,500.00	\$562.57		
	6 Inspect Levees, Deten/Debris Basins	\$2,500.00	\$2,500.00	\$642.93		
	8 Species Survey and Removal	\$0.00	\$0.00	\$0.00		
	10 Clean and Reshape Channels/Levees	\$0.00	\$0.00	\$0.00		
	15 Repair Lined Channel	\$0.00	\$0.00	\$0.00		
	20 Erosion Control and Repair	\$0.00	\$0.00	\$0.00		
	21 Provide/Maintain Dust Control	\$0.00	\$0.00	\$0.00		
	25 Clean Detention/Debris Basins	\$20,000.00	\$20,000.00	\$0.00		
	35 Fence Repair	\$2,000.00	\$2,000.00	\$0.00		
	40 Vegetation Control - Chemical	\$1,500.00	\$1,500.00	\$0.00		
	45 Vegetation Control - Mechanical	\$1,500.00	\$1,500.00	\$0.00		
	50 Maintain Access Road	\$0.00	\$0.00	\$0.00		
	55 Clean & Inspect Inlet/Outlet Structures	\$0.00	\$0.00	\$0.00		
	60 Repair Inlet/Outlet Structures	\$5,000.00	\$5,000.00	\$0.00		
	65 Clean Storm Sewer Lines	\$0.00	\$0.00	\$0.00		
	70 Storm Sewer Line Repair	\$0.00	\$0.00	\$0.00		
	75 Clean/Flush Culverts & Bridges	\$0.00	\$0.00	\$0.00		
	80 Miscellaneous Work Activities	\$2,000.00	\$2,000.00	\$458.10		
	85 Engineering	\$0.00	\$0.00	\$0.00		
	TOTALS	\$37,000.00	\$37,000.00	\$1,663.60	4%	

Delays or problem areas:

Work completed during current quarter:

Work to be completed during next quarter:

Sediment removal from basin area upstream of LUED0008.
 Channel Inspection, vegetation control and other work as assigned.

Consultant/
 Contractor: _____
 Project
 Manager: Angelo Santovito

Phone Number: 455-7540

**REGIONAL FLOOD CONTROL DISTRICT
MAINTENANCE WORK PROGRAM
QUARTERLY STATUS REPORT - FY 2016 - 2017**

MWP Facility #: CC 15
 Facility Name: Moapa Valley
 MP Facility ID: LWAW 0000
 MP Facility ID: GASD 0000-0058
 MP Facility ID: MRLV 0276-0105; 0375; 0534-0537
 MP Facility ID: MRLI 0000
 MP Facility ID: _____
 MP Facility ID: _____

Entity: CLARK COUNTY
 Date Prepared: 1/30/2017
 Quarter: 2nd Quarter

Force Account/ Contract	Activity	Approved Work Plan Amount (\$)	Amended Work Plan Amount (\$)	Expended To Date (\$)	Percent Complete	Scheduled Completion Date
	3 Facility Assessment and Inventory	\$1,000.00	\$1,000.00	\$0.00		
	5 Inspect Channels	\$2,500.00	\$2,500.00	\$1,367.37		
	6 Inspect Levees, Deten/Debris Basins	\$0.00	\$0.00	\$0.00		
	8 Species Survey and Removal	\$0.00	\$0.00	\$0.00		
	10 Clean and Reshape Channels/Levees	\$10,000.00	\$16,000.00	\$15,610.27		
	15 Repair Lined Channel	\$0.00	\$0.00	\$0.00		
	20 Erosion Control and Repair	\$0.00	\$0.00	\$0.00		
	21 Provide/Maintain Dust Control	\$0.00	\$0.00	\$0.00		
	25 Clean Detention/Debris Basins	\$2,000.00	\$2,000.00	\$0.00		
	35 Fence Repair	\$0.00	\$0.00	\$0.00		
	40 Vegetation Control - Chemical	\$2,000.00	\$2,000.00	\$0.00		
	45 Vegetation Control - Mechanical	\$1,000.00	\$1,000.00	\$0.00		
	50 Maintain Access Road	\$0.00	\$0.00	\$0.00		
	55 Clean & Inspect Inlet/Outlet Structures	\$0.00	\$0.00	\$0.00		
	60 Repair Inlet/Outlet Structures	\$0.00	\$0.00	\$0.00		
	65 Clean Storm Sewer Lines	\$0.00	\$0.00	\$0.00		
	70 Storm Sewer Line Repair	\$0.00	\$0.00	\$0.00		
	75 Clean/Flush Culverts & Bridges	\$0.00	\$0.00	\$0.00		
	80 Miscellaneous Work Activities	\$50,000.00	\$50,000.00	\$742.10		
	85 Engineering	\$0.00	\$0.00	\$0.00		
	TOTALS	\$68,500.00	\$74,500.00	\$17,719.74	24%	

Delays or problem areas:

Work completed during current quarter:

Work to be completed during next quarter:

Channel Inspection, vegetation control and other work as assigned.

Consultant/

Contractor:

Project

Manager:

Angelo Santovito

Phone Number: 455-7540

**REGIONAL FLOOD CONTROL DISTRICT
MAINTENANCE WORK PROGRAM
QUARTERLY STATUS REPORT - FY 2016 - 2017**

MWP Facility #: **CC 16**
 Facility Name: **Blue Diamond Wash**
 MP Facility ID: **BDWA 0000-0205; 0394-0429**
 MP Facility ID: **BD02 0000-0111**
 MP Facility ID: **BD03 0000-0075**
 MP Facility ID: **BDBE 0000-0068**
 MP Facility ID: **BDJO 0000-0005**
 MP Facility ID: **BDRB 0000-0122**

Entity: **CLARK COUNTY**
 Date Prepared: **1/30/2017**
 Quarter: **2nd Quarter**

Force Account/ Contract	Activity	Approved Work Plan Amount (\$)	Amended Work Plan Amount (\$)	Expended To Date (\$)	Percent Complete	Scheduled Completion Date
	3 Facility Assessment and Inventory	\$3,500.00	\$3,500.00	\$0.00		
	5 Inspect Channels	\$3,500.00	\$3,500.00	\$1,133.33		
	6 Inspect Levees, Deten/Debris Basins	\$2,000.00	\$2,000.00	\$996.80		
	8 Species Survey and Removal	\$0.00	\$0.00	\$0.00		
	10 Clean and Reshape Channels/Levees	\$10,000.00	\$10,000.00	\$1,123.68		
	15 Repair Lined Channel	\$10,000.00	\$10,000.00	\$0.00		
	20 Erosion Control and Repair	\$15,000.00	\$15,000.00	\$0.00		
	21 Provide/Maintain Dust Control	\$0.00	\$0.00	\$0.00		
	25 Clean Detention/Debris Basins	\$50,000.00	\$50,000.00	\$0.00		
	35 Fence Repair	\$2,000.00	\$2,000.00	\$0.00		
	40 Vegetation Control - Chemical	\$2,000.00	\$2,000.00	\$210.13		
	45 Vegetation Control - Mechanical	\$5,000.00	\$5,000.00	\$0.00		
	50 Maintain Access Road	\$0.00	\$0.00	\$0.00		
	55 Clean & Inspect Inlet/Outlet Structures	\$1,000.00	\$1,000.00	\$0.00		
	60 Repair Inlet/Outlet Structures	\$0.00	\$0.00	\$0.00		
	65 Clean Storm Sewer Lines	\$1,500.00	\$1,500.00	\$0.00		
	70 Storm Sewer Line Repair	\$0.00	\$0.00	\$0.00		
	75 Clean/Flush Culverts & Bridges	\$1,500.00	\$1,500.00	\$0.00		
	80 Miscellaneous Work Activities	\$40,000.00	\$40,000.00	\$25,453.36		
	85 Engineering	\$0.00	\$0.00	\$0.00		
	TOTALS	\$147,000.00	\$147,000.00	\$28,917.30	20%	

Delays or problem areas:

Work completed during current quarter:

Work to be completed during next quarter:

Channel maintenance contract adjacent to beltway.
 Channel Inspection, vegetation control and other work as assigned.

Consultant/

Contractor:

Project

Manager:

Angelo Santovito

Phone Number:

455-7540

**REGIONAL FLOOD CONTROL DISTRICT
MAINTENANCE WORK PROGRAM
QUARTERLY STATUS REPORT - FY 2016 - 2017**

MWP Facility #: CC 17
 Facility Name: Searchlight
 MP Facility ID: SREA 0000-0051
 MP Facility ID: _____
 MP Facility ID: _____
 MP Facility ID: _____
 MP Facility ID: _____
 MP Facility ID: _____

Entity: CLARK COUNTY
 Date Prepared: 1/30/2017
 Quarter: 2nd Quarter

Force Account/ Contract	Activity	Approved Work Plan Amount (\$)	Amended Work Plan Amount (\$)	Expended To Date (\$)	Percent Complete	Scheduled Completion Date
	3 Facility Assessment and Inventory	\$500.00	\$500.00	\$0.00		
	5 Inspect Channels	\$500.00	\$550.00	\$516.96		
	6 Inspect Levees, Deten/Debris Basins	\$0.00	\$0.00	\$0.00		
	8 Species Survey and Removal	\$0.00	\$0.00	\$0.00		
	10 Clean and Reshape Channels/Levees	\$0.00	\$0.00	\$0.00		
	15 Repair Lined Channel	\$0.00	\$0.00	\$0.00		
	20 Erosion Control and Repair	\$0.00	\$0.00	\$0.00		
	21 Provide/Maintain Dust Control	\$0.00	\$0.00	\$0.00		
	25 Clean Detention/Debris Basins	\$0.00	\$0.00	\$0.00		
	35 Fence Repair	\$0.00	\$0.00	\$0.00		
	40 Vegetation Control - Chemical	\$0.00	\$0.00	\$0.00		
	45 Vegetation Control - Mechanical	\$0.00	\$0.00	\$0.00		
	50 Maintain Access Road	\$0.00	\$0.00	\$0.00		
	55 Clean & Inspect Inlet/Outlet Structures	\$0.00	\$0.00	\$0.00		
	60 Repair Inlet/Outlet Structures	\$0.00	\$0.00	\$0.00		
	65 Clean Storm Sewer Lines	\$0.00	\$0.00	\$0.00		
	70 Storm Sewer Line Repair	\$0.00	\$0.00	\$0.00		
	75 Clean/Flush Culverts & Bridges	\$0.00	\$0.00	\$0.00		
	80 Miscellaneous Work Activities	\$1,000.00	\$1,000.00	\$0.00		
	85 Engineering	\$0.00	\$0.00	\$0.00		
	TOTALS	\$2,000.00	\$2,050.00	\$516.96	25%	

Delays or problem areas:

Work completed during current quarter:

Work to be completed during next quarter:

Channel Inspection, vegetation control and other work as assigned.

Consultant/

Contractor:

Project

Manager:

Angelo Santovito

Phone Number:

455-7540

**REGIONAL FLOOD CONTROL DISTRICT
MAINTENANCE WORK PROGRAM
QUARTERLY STATUS REPORT - FY 2016 - 2017**

MWP Facility #: CC 18
 Facility Name: Bunkerville
 MP Facility ID: WIWA 0000-0038
 MP Facility ID: JEWA 0165
 MP Facility ID: _____
 MP Facility ID: _____
 MP Facility ID: _____
 MP Facility ID: _____

Entity: CLARK COUNTY
 Date Prepared: 1/30/2017
 Quarter: 2nd Quarter

Force Account/ Contract	Activity	Approved Work Plan Amount (\$)	Amended Work Plan Amount (\$)	Expended To Date (\$)	Percent Complete	Scheduled Completion Date
	3 Facility Assessment and Inventory	\$1,000.00	\$1,000.00	\$0.00		
	5 Inspect Channels	\$1,000.00	\$1,000.00	\$218.31		
	6 Inspect Levees, Deten/Debris Basins	\$1,200.00	\$1,200.00	\$1,154.47		
	8 Species Survey and Removal	\$0.00	\$0.00	\$0.00		
	10 Clean and Reshape Channels/Levees	\$0.00	\$0.00	\$0.00		
	15 Repair Lined Channel	\$0.00	\$0.00	\$0.00		
	20 Erosion Control and Repair	\$0.00	\$19,900.00	\$17,743.03		
	21 Provide/Maintain Dust Control	\$0.00	\$0.00	\$0.00		
	25 Clean Detention/Debris Basins	\$5,000.00	\$5,000.00	\$0.00		
	35 Fence Repair	\$2,500.00	\$2,500.00	\$0.00		
	40 Vegetation Control - Chemical	\$1,000.00	\$1,000.00	\$0.00		
	45 Vegetation Control - Mechanical	\$0.00	\$0.00	\$0.00		
	50 Maintain Access Road	\$0.00	\$0.00	\$0.00		
	55 Clean & Inspect Inlet/Outlet Structures	\$0.00	\$0.00	\$0.00		
	60 Repair Inlet/Outlet Structures	\$0.00	\$0.00	\$0.00		
	65 Clean Storm Sewer Lines	\$0.00	\$0.00	\$0.00		
	70 Storm Sewer Line Repair	\$0.00	\$0.00	\$0.00		
	75 Clean/Flush Culverts & Bridges	\$0.00	\$0.00	\$0.00		
	80 Miscellaneous Work Activities	\$1,000.00	\$1,000.00	\$0.00		
	85 Engineering	\$0.00	\$0.00	\$0.00		
	TOTALS	\$12,700.00	\$32,600.00	\$19,115.81	59%	

Delays or problem areas:

Work completed during current quarter:

Work to be completed during next quarter:

Channel Inspection, vegetation control and other work as assigned.

Consultant/

Contractor:

Project

Manager:

Angelo Santovito

Phone Number:

455-7540

**REGIONAL FLOOD CONTROL DISTRICT
MAINTENANCE WORK PROGRAM
QUARTERLY STATUS REPORT - FY 2016 - 2017**

MWP Facility #: **CC 19**
 Facility Name: **Pittman**
 MP Facility ID: **PTWA 0476-0738**
 MP Facility ID: **PTBL 0000-0157**
 MP Facility ID: **PTDC 0000-0013**
 MP Facility ID: **PTWB 0000-0016**
 MP Facility ID: _____
 MP Facility ID: _____

Entity: **CLARK COUNTY**
 Date Prepared: **1/30/2017**
 Quarter: **2nd Quarter**

Force Account/ Contract	Activity	Approved Work Plan Amount (\$)	Amended Work Plan Amount (\$)	Expended To Date (\$)	Percent Complete	Scheduled Completion Date
	3 Facility Assessment and Inventory	\$2,000.00	\$17,000.00	\$13,423.26		
	5 Inspect Channels	\$3,000.00	\$3,000.00	\$1,033.99		
	6 Inspect Levees, Deten/Debris Basins	\$0.00	\$0.00	\$0.00		
	8 Species Survey and Removal	\$0.00	\$0.00	\$0.00		
	10 Clean and Reshape Channels/Levees	\$5,000.00	\$5,000.00	\$0.00		
	15 Repair Lined Channel	\$5,000.00	\$5,000.00	\$0.00		
	20 Erosion Control and Repair	\$0.00	\$0.00	\$0.00		
	21 Provide/Maintain Dust Control	\$0.00	\$0.00	\$0.00		
	25 Clean Detention/Debris Basins	\$0.00	\$0.00	\$0.00		
	35 Fence Repair	\$2,000.00	\$2,000.00	\$0.00		
	40 Vegetation Control - Chemical	\$2,500.00	\$2,500.00	\$0.00		
	45 Vegetation Control - Mechanical	\$5,000.00	\$5,000.00	\$0.00		
	50 Maintain Access Road	\$0.00	\$0.00	\$0.00		
	55 Clean & Inspect Inlet/Outlet Structures	\$0.00	\$0.00	\$0.00		
	60 Repair Inlet/Outlet Structures	\$0.00	\$0.00	\$0.00		
	65 Clean Storm Sewer Lines	\$1,500.00	\$1,500.00	\$0.00		
	70 Storm Sewer Line Repair	\$1,500.00	\$1,500.00	\$0.00		
	75 Clean/Flush Culverts & Bridges	\$0.00	\$0.00	\$0.00		
	80 Miscellaneous Work Activities	\$25,000.00	\$25,000.00	\$5,775.01		
	85 Engineering	\$0.00	\$0.00	\$0.00		
	TOTALS	\$52,500.00	\$67,500.00	\$20,232.26	30%	

Delays or problem areas:

Work completed during current quarter:

Work to be completed during next quarter:

Channel Inspection, vegetation control and other work as assigned.

Consultant/

Contractor:

Project

Manager:

Angelo Santovito

Phone Number: 455-7540

**REGIONAL FLOOD CONTROL DISTRICT
MAINTENANCE WORK PROGRAM
QUARTERLY STATUS REPORT - FY 2016 - 2017**

MWP Facility #: **CC 20**
 Facility Name: **Indian Springs**
 MP Facility ID: **ISWE 0100-0101**
 MP Facility ID: _____
 MP Facility ID: _____
 MP Facility ID: _____
 MP Facility ID: _____
 MP Facility ID: _____

Entity: **CLARK COUNTY**
 Date Prepared: **1/30/2017**
 Quarter: **2nd Quarter**

Force Account/ Contract	Activity	Approved Work Plan Amount (\$)	Amended Work Plan Amount (\$)	Expended To Date (\$)	Percent Complete	Scheduled Completion Date
	3 Facility Assessment and Inventory	\$1,000.00	\$1,000.00	\$0.00		
	5 Inspect Channels	\$1,000.00	\$1,000.00	\$0.00		
	6 Inspect Levees, Deten/Debris Basins	\$1,000.00	\$1,050.00	\$1,016.57		
	8 Species Survey and Removal	\$0.00	\$0.00	\$0.00		
	10 Clean and Reshape Channels/Levees	\$0.00	\$0.00	\$0.00		
	15 Repair Lined Channel	\$0.00	\$0.00	\$0.00		
	20 Erosion Control and Repair	\$0.00	\$0.00	\$0.00		
	21 Provide/Maintain Dust Control	\$0.00	\$0.00	\$0.00		
	25 Clean Detention/Debris Basins	\$5,000.00	\$5,000.00	\$0.00		
	35 Fence Repair	\$0.00	\$0.00	\$0.00		
	40 Vegetation Control - Chemical	\$0.00	\$0.00	\$0.00		
	45 Vegetation Control - Mechanical	\$0.00	\$0.00	\$0.00		
	50 Maintain Access Road	\$0.00	\$0.00	\$0.00		
	55 Clean & Inspect Inlet/Outlet Structures	\$0.00	\$0.00	\$0.00		
	60 Repair Inlet/Outlet Structures	\$0.00	\$0.00	\$0.00		
	65 Clean Storm Sewer Lines	\$0.00	\$0.00	\$0.00		
	70 Storm Sewer Line Repair	\$0.00	\$0.00	\$0.00		
	75 Clean/Flush Culverts & Bridges	\$0.00	\$0.00	\$0.00		
	80 Miscellaneous Work Activities	\$3,000.00	\$3,000.00	\$0.00		
	85 Engineering	\$0.00	\$0.00	\$0.00		
	TOTALS	\$11,000.00	\$11,050.00	\$1,016.57	9%	

Delays or problem areas:

Work completed during current quarter:

Work to be completed during next quarter:

Channel Inspection, vegetation control and other work as assigned.

Consultant/

Contractor:

Project

Manager:

Angelo Santovito

Phone Number: **455-7540**

**REGIONAL FLOOD CONTROL DISTRICT
MAINTENANCE WORK PROGRAM
QUARTERLY STATUS REPORT - FY 2016 - 2017**

MWP Facility #: **CC 21**
 Facility Name: **Northern Beltway**
 MP Facility ID: **CNWE 0000-0301 EKEA 0056-0338**
 MP Facility ID: **GOBE 0000-0139 GOBW 0000-0048**
 MP Facility ID: **GOL3 0000-0100 GOL5 0000-0032**
 MP Facility ID: **GONO 0230-0335 RCBC 0000-0140**
 MP Facility ID: **RCHB 0065-0198 RWWE 0493-0517**
 MP Facility ID: **RWBE 0000 RWBW 0030**

Entity: **CLARK COUNTY**
 Date Prepared: **1/30/2017**
 Quarter: **2nd Quarter**

Force Account/ Contract	Activity	Approved Work Plan Amount (\$)	Amended Work Plan Amount (\$)	Expended To Date (\$)	Percent Complete	Scheduled Completion Date
	3 Facility Assessment and Inventory	\$1,000.00	\$1,000.00	\$0.00		
	5 Inspect Channels	\$3,000.00	\$3,000.00	\$2,997.45		
	6 Inspect Levees, Deten/Debris Basins	\$0.00	\$0.00	\$0.00		
	8 Species Survey and Removal	\$0.00	\$0.00	\$0.00		
	10 Clean and Reshape Channels/Levees	\$10,000.00	\$10,000.00	\$0.00		
	15 Repair Lined Channel	\$2,000.00	\$2,000.00	\$0.00		
	20 Erosion Control and Repair	\$30,000.00	\$30,000.00	\$0.00		
	21 Provide/Maintain Dust Control	\$0.00	\$0.00	\$0.00		
	25 Clean Detention/Debris Basins	\$0.00	\$0.00	\$0.00		
	35 Fence Repair	\$5,000.00	\$5,000.00	\$1,585.00		
	40 Vegetation Control - Chemical	\$5,000.00	\$5,000.00	\$0.00		
	45 Vegetation Control - Mechanical	\$0.00	\$0.00	\$0.00		
	50 Maintain Access Road	\$0.00	\$0.00	\$0.00		
	55 Clean & Inspect Inlet/Outlet Structures	\$0.00	\$0.00	\$0.00		
	60 Repair Inlet/Outlet Structures	\$0.00	\$0.00	\$0.00		
	65 Clean Storm Sewer Lines	\$5,000.00	\$5,000.00	\$0.00		
	70 Storm Sewer Line Repair	\$0.00	\$0.00	\$0.00		
	75 Clean/Flush Culverts & Bridges	\$0.00	\$0.00	\$0.00		
	80 Miscellaneous Work Activities	\$40,000.00	\$40,000.00	\$8,013.45		
	85 Engineering	\$0.00	\$0.00	\$0.00		
	TOTALS	\$101,000.00	\$101,000.00	\$12,595.90	12%	

Delays or problem areas:

Work completed during current quarter:

Work to be completed during next quarter:

Channel maintenance contract adjacent to beltway.
 Channel Inspection, vegetation control and other work as assigned.

Consultant/
 Contractor:
 Project
 Manager:

Angelo Santovito

Phone Number: 455-7540

**REGIONAL FLOOD CONTROL DISTRICT
MAINTENANCE WORK PROGRAM
QUARTERLY STATUS REPORT FY 2016-17**

MWP Facility#: HEN 01
Facility Name: C-1 CHANNEL
MP Facility ID: C1CH 0000-0674

Entity: CITY OF HENDERSON
Date Prepared: 12/31/2016

Force Account/ Contract	Activity	Approved Work Plan Amount (\$)	Amended Work Plan Amount (\$)	Total Expenditures (\$)	Percent Complete	Scheduled Completion Date
3	Facility Assessment and Inventory					
5	Inspect Channels	\$1,500.00	\$5,086.79	\$5,086.79	100%	
6	Inspect Levees/Detention and Debris Basins					
8	Species Survey and Removal					
10	Clean and Reshape Channels/Levees	\$44,800.00	\$103,706.81	\$103,706.81	100%	
15	Repair Lined Channel	\$15,000.00	\$500.00	\$0.00	0%	
20	Erosion Control and Repair	\$2,000.00	\$500.00	\$381.71	76%	
21	Provide/Maintain Dust Control	\$5,000.00	\$7,570.54	\$7,570.54	100%	
25	Clean Detention/Debris Basins					
35	Fence Repair	\$10,000.00	\$6,587.20	\$6,587.20	100%	
40	Vegetation Control - Chemical					
45	Vegetation Control - Mechanical	\$10,000.00	\$6,106.86	\$6,106.86	100%	
50	Maintain Access Road					
55	Clean & Inspect Inlet/Outlet Structures					
60	Repair Inlet/Outlet Structures					
65	Clean Storm Sewer Lines					
70	Storm Sewer Repair					
75	Clean/Flush Culverts & Bridges					
80	Miscellaneous Work Activities		\$89.18	\$89.18	100%	
85	Engineering		\$1,418.54	\$1,418.54	100%	
	TOTALS	\$88,300.00	\$131,565.92	\$130,947.63		Jun-2017

Delays or Problem Areas:

Work completed during prior fiscal year:

Completed programmed maintenance.

Work to be completed during current fiscal year:

Act 10 - Clean channel and dispose material. Activity 21 - Provide/Maintain Dust Control; Act 45 - Remove and dispose of vegetation along unlined banks of channel, at riprap lined sections, and at joints.

Consultant/
Contractor:
Project
Manager: Albert J. Jankowiak

(702) 267-3024

**REGIONAL FLOOD CONTROL DISTRICT
MAINTENANCE WORK PROGRAM
QUARTERLY STATUS REPORT FY 2016-17**

MWP Facility#: HEN 02
Facility Name: GREENWAY CHANNEL
MP Facility ID: C1GW 0000-0081

Entity: CITY OF HENDERSON
Date Prepared: 12/31/2016

Force Account/Contract	Activity	Approved Work Plan Amount (\$)	Amended Work Plan Amount (\$)	Total Expenditures (\$)	Percent Complete	Scheduled Completion Date
	3 Facility Assessment and Inventory					
	5 Inspect Channels	\$500.00	\$514.00	\$514.00	100%	
	6 Inspect Levees/Detention and Debris Basins					
	8 Species Survey and Removal					
	10 Clean and Reshape Channels/Levees	\$8,000.00	\$967.52	\$967.52	100%	
	15 Repair Lined Channel					
	20 Erosion Control and Repair		\$1,297.48	\$1,297.48	100%	
	21 Provide/Maintain Dust Control					
	25 Clean Detention/Debris Basins					
	35 Fence Repair	\$2,000.00	\$500.00	\$324.13	65%	
	40 Vegetation Control - Chemical		\$343.08	\$343.08	100%	
	45 Vegetation Control - Mechanical	\$2,000.00	\$500.00	\$0.00	0%	
	50 Maintain Access Road					
	55 Clean & Inspect Inlet/Outlet Structures					
	60 Repair Inlet/Outlet Structures					
	65 Clean Storm Sewer Lines					
	70 Storm Sewer Repair					
	75 Clean/Flush Culverts & Bridges	\$1,000.00	\$7,629.03	\$7,629.03	100%	
	80 Miscellaneous Work Activities					
	85 Engineering		\$126.72	\$126.72	100%	
	TOTALS	\$13,500.00	\$11,877.83	\$11,201.96		Jun-2017

Delays or Problem Areas:

Work completed during prior fiscal year:

Completed programmed maintenance.

Work to be completed during current fiscal year:

Act 10 - Clean channel and dispose of material. General maintenance activities.

Consultant/ Contractor: _____
Project Manager: Albert J. Jankowiak (702) 267-3024

**REGIONAL FLOOD CONTROL DISTRICT
MAINTENANCE WORK PROGRAM
QUARTERLY STATUS REPORT FY 2016-17**

MWP Facility#: HEN 03
Facility Name: VAN WAGENEN CHANNEL
MP Facility ID: PTVW 0010-0180

Entity: CITY OF HENDERSON
Date Prepared: 12/31/2016

Force Account/ Contract	Activity	Approved Work Plan Amount (\$)	Amended Work Plan Amount (\$)	Total Expenditures (\$)	Percent Complete	Scheduled Completion Date
3	Facility Assessment and Inventory					
5	Inspect Channels	\$300.00		\$40.36	13%	
6	Inspect Levees/Detention and Debris Basins					
8	Species Survey and Removal					
10	Clean and Reshape Channels/Levees	\$500.00		\$0.00	0%	
15	Repair Lined Channel					
20	Erosion Control and Repair					
21	Provide/Maintain Dust Control					
25	Clean Detention/Debris Basins					
35	Fence Repair					
40	Vegetation Control - Chemical					
45	Vegetation Control - Mechanical	\$500.00		\$0.00	0%	
50	Maintain Access Road					
55	Clean & Inspect Inlet/Outlet Structures					
60	Repair Inlet/Outlet Structures					
65	Clean Storm Sewer Lines					
70	Storm Sewer Repair					
75	Clean/Flush Culverts & Bridges					
80	Miscellaneous Work Activities					
85	Engineering					
TOTALS		\$1,300.00	\$0.00	\$40.36		Jun-2017

Delays or Problem Areas:

Work completed during prior fiscal year:

Completed programmed activities.

Work to be completed during current fiscal year:

Act 10 - Remove sediment, debris, and vegetation in open channel and dispose of material. General maintenance activities.

Consultant/
Contractor:
Project
Manager:

Albert J. Jankowiak

(702) 267-3024

**REGIONAL FLOOD CONTROL DISTRICT
MAINTENANCE WORK PROGRAM
QUARTERLY STATUS REPORT FY 2016-17**

MWP Facility#: HEN 04
Facility Name: GIBSON CHANNEL
MP Facility ID: PTGB 0058-0249

Entity: CITY OF HENDERSON
Date Prepared: 12/31/2016

Force Account/ Contract	Activity	Approved Work Plan Amount (\$)	Amended Work Plan Amount (\$)	Total Expenditures (\$)	Percent Complete	Scheduled Completion Date
3	Facility Assessment and Inventory					
5	Inspect Channels	\$500.00	\$500.00	\$437.19	87%	
6	Inspect Levees/Detention and Debris Basins					
8	Species Survey and Removal					
10	Clean and Reshape Channels/Levees	\$5,000.00	\$2,428.31	\$2,428.31	100%	
15	Repair Lined Channel					
20	Erosion Control and Repair	\$1,000.00	\$500.00	\$0.00	0%	
21	Provide/Maintain Dust Control	\$500.00	\$500.00	\$0.00	0%	
25	Clean Detention/Debris Basins					
35	Fence Repair	\$2,000.00	\$2,365.28	\$2,365.28	100%	
40	Vegetation Control - Chemical					
45	Vegetation Control - Mechanical	\$1,000.00	\$500.00	\$0.00	0%	
50	Maintain Access Road					
55	Clean & Inspect Inlet/Outlet Structures					
60	Repair Inlet/Outlet Structures					
65	Clean Storm Sewer Lines					
70	Storm Sewer Repair					
75	Clean/Flush Culverts & Bridges		\$7,893.77	\$4,893.77	62%	
80	Miscellaneous Work Activities					
85	Engineering					
TOTALS		\$10,000.00	\$14,687.36	\$10,124.55		Jun-2017

Delays or Problem Areas:

Work completed during prior fiscal year:

Completed programmed activities.

Work to be completed during current fiscal year:

Act 10 - Remove sediment, debris, and vegetation in open channel and dispose of material. General maintenance activities.

Consultant/
Contractor:
Project
Manager:

Albert J. Jankowiak

(702) 267-3024

**REGIONAL FLOOD CONTROL DISTRICT
MAINTENANCE WORK PROGRAM
QUARTERLY STATUS REPORT FY 2016-17**

MWP Facility#: HEN 05
Facility Name: LOWER PITTMAN CHANNEL
MP Facility ID: PTDC 0013-0237

Entity: CITY OF HENDERSON
Date Prepared: 12/31/2016

Force Account/ Contract	Activity	Approved Work Plan Amount (\$)	Amended Work Plan Amount (\$)	Total Expenditures (\$)	Percent Complete	Scheduled Completion Date
	3 Facility Assessment and Inventory					
	5 Inspect Channels	\$1,500.00	\$1,000.00	\$409.79	41%	
	6 Inspect Levees/Detention and Debris Basins					
	8 Species Survey and Removal					
	10 Clean and Reshape Channels/Levees	\$15,000.00	\$3,141.24	\$3,141.24	100%	
	15 Repair Lined Channel	\$10,000.00	\$2,500.00	\$0.00	0%	
	20 Erosion Control and Repair					
	21 Provide/Maintain Dust Control					
	25 Clean Detention/Debris Basins					
	35 Fence Repair	\$5,000.00	\$1,711.31	\$1,711.31	100%	
	40 Vegetation Control - Chemical					
	45 Vegetation Control - Mechanical	\$1,000.00	\$1,000.00	\$319.92	32%	
	50 Maintain Access Road					
	55 Clean & Inspect Inlet/Outlet Structures					
	60 Repair Inlet/Outlet Structures					
	65 Clean Storm Sewer Lines					
	70 Storm Sewer Repair					
	75 Clean/Flush Culverts & Bridges					
	80 Miscellaneous Work Activities	\$500.00	\$500.00	\$471.19	94%	
	85 Engineering					
	TOTALS	\$33,000.00	\$9,852.55	\$6,053.45		Jun-2017

Delays or Problem Areas:

Work completed during prior fiscal year:

Completed programmed activities.

Work to be completed during current fiscal year:

Act 10 - Clean channel and dispose material. Activity 21 - Provide/Maintain Dust Control; Act 45 - Remove and dispose of vegetation along unlined banks of channel, at riprap lined sections, and at joints.

Consultant/
Contractor:
Project
Manager:

Albert J. Jankowiak

(702) 267-3024

**REGIONAL FLOOD CONTROL DISTRICT
MAINTENANCE WORK PROGRAM
QUARTERLY STATUS REPORT FY 2016-17**

MWP Facility#: HEN 06
Facility Name: UPPER PITTMAN WASH
MP Facility ID: PTWA 0000-0047 & 0055-0476

Entity: CITY OF HENDERSON
Date Prepared: 12/31/2016

Force Account/ Contract	Activity	Approved Work Plan Amount (\$)	Amended Work Plan Amount (\$)	Total Expenditures (\$)	Percent Complete	Scheduled Completion Date
	3 Facility Assessment and Inventory					
	5 Inspect Channels	\$1,500.00	\$7,343.44	\$7,343.44	100%	
	6 Inspect Levees/Detention and Debris Basins					
	8 Species Survey and Removal					
	10 Clean and Reshape Channels/Levees	\$20,000.00	\$15,000.00	\$12,204.09	81%	
	15 Repair Lined Channel	\$10,000.00	\$50,000.00	\$47,400.32	95%	
	20 Erosion Control and Repair	\$30,000.00	\$30,000.00	\$28,298.96	94%	
	21 Provide/Maintain Dust Control	\$5,000.00	\$2,387.25	\$2,387.25	100%	
	25 Clean Detention/Debris Basins					
	35 Fence Repair	\$1,000.00	\$6,884.18	\$6,884.18	100%	
	40 Vegetation Control - Chemical	\$5,000.00	\$0.00	\$0.00	0%	
	45 Vegetation Control - Mechanical	\$5,000.00	\$21,918.52	\$21,918.52	100%	
	50 Maintain Access Road					
	55 Clean & Inspect Inlet/Outlet Structures					
	60 Repair Inlet/Outlet Structures					
	65 Clean Storm Sewer Lines					
	70 Storm Sewer Repair					
	75 Clean/Flush Culverts & Bridges		\$18,103.37	\$18,103.37	100%	
	80 Miscellaneous Work Activities		\$239.39	\$239.39	100%	
	85 Engineering	\$5,000.00	\$14,811.81	\$14,811.81	100%	
	TOTALS	\$82,500.00	\$166,687.96	\$159,591.33		Jun-2017

Delays or Problem Areas:

Work completed during prior fiscal year:

Completed programmed maintenance.

Work to be completed during current fiscal year:

Act 10 - Clean channel and dispose material. Activity 21 - Provide/Maintain Dust Control; Act 45 - Remove and dispose of vegetation along unlined banks of channel, at riprap lined sections, and at joints.

Consultant/
Contractor:
Project
Manager: Albert J. Jankowiak (702) 267-3024

**REGIONAL FLOOD CONTROL DISTRICT
MAINTENANCE WORK PROGRAM
QUARTERLY STATUS REPORT FY 2016-17**

MWP Facility#: HEN 07
Facility Name: UPRR CHANNEL
MP Facility ID: PTRW 0000-0131

Entity: CITY OF HENDERSON
Date Prepared: 12/31/2016

Force Account/Contract	Activity	Approved Work Plan Amount (\$)	Amended Work Plan Amount (\$)	Total Expenditures (\$)	Percent Complete	Scheduled Completion Date
	3 Facility Assessment and Inventory					
	5 Inspect Channels	\$500.00	\$500.00	\$40.16	8%	
	6 Inspect Levees/Detention and Debris Basins					
	8 Species Survey and Removal					
	10 Clean and Reshape Channels/Levees	\$2,500.00	\$500.00	\$0.00	0%	
	15 Repair Lined Channel					
	20 Erosion Control and Repair					
	21 Provide/Maintain Dust Control					
	25 Clean Detention/Debris Basins					
	35 Fence Repair	\$2,000.00	\$500.00	\$0.00	0%	
	40 Vegetation Control - Chemical					
	45 Vegetation Control - Mechanical	\$2,000.00	\$500.00	\$0.00	0%	
	50 Maintain Access Road					
	55 Clean & Inspect Inlet/Outlet Structures					
	60 Repair Inlet/Outlet Structures					
	65 Clean Storm Sewer Lines					
	70 Storm Sewer Repair					
	75 Clean/Flush Culverts & Bridges					
	80 Miscellaneous Work Activities		\$357.64	\$357.64	100%	
	85 Engineering					
	TOTALS	\$7,000.00	\$2,357.64	\$397.80		Jun-2017

Delays or Problem Areas:

Work completed during prior fiscal year:

Completed programmed maintenance.

Work to be completed during current fiscal year:

Act 10 - Clean channel and dispose material. Activity 21 - Provide/Maintain Dust Control; Act 45 - Remove and dispose of vegetation along unlined banks of channel, at riprap lined sections, and at joints.

Consultant/
Contractor:
Project
Manager: Albert J. Jankowiak (702) 267-3024

**REGIONAL FLOOD CONTROL DISTRICT
MAINTENANCE WORK PROGRAM
QUARTERLY STATUS REPORT FY 2016-17**

MWP Facility#: HEN 08
Facility Name: SANDWEDGE CHANNEL
MP Facility ID: PTSW 0000-0129

Entity: CITY OF HENDERSON
Date Prepared: 12/31/2016

Force Account/ Contract	Activity	Approved Work Plan Amount (\$)	Amended Work Plan Amount (\$)	Total Expenditures (\$)	Percent Complete	Scheduled Completion Date
	3 Facility Assessment and Inventory					
	5 Inspect Channels	\$500.00	\$500.00	\$382.83	77%	
	6 Inspect Levees/Detention and Debris Basins					
	8 Species Survey and Removal					
	10 Clean and Reshape Channels/Levees	\$2,000.00	\$1,000.00	\$0.00	0%	
	15 Repair Lined Channel	\$10,000.00	\$5,000.00	\$0.00	0%	
	20 Erosion Control and Repair					
	21 Provide/Maintain Dust Control	\$500.00	\$500.00	\$0.00	0%	
	25 Clean Detention/Debris Basins					
	35 Fence Repair					
	40 Vegetation Control - Chemical					
	45 Vegetation Control - Mechanical	\$3,000.00	\$3,000.00	\$1,017.03	34%	
	50 Maintain Access Road					
	55 Clean & Inspect Inlet/Outlet Structures					
	60 Repair Inlet/Outlet Structures					
	65 Clean Storm Sewer Lines					
	70 Storm Sewer Repair					
	75 Clean/Flush Culverts & Bridges					
	80 Miscellaneous Work Activities					
	85 Engineering					
	TOTALS	\$16,000.00	\$10,000.00	\$1,399.86		Jun-2017

Delays or Problem Areas:

Work completed during prior fiscal year:

Completed programmed activities.

Work to be completed during current fiscal year:

Act 10 - Clean channel and dispose material. Activity 21 - Provide/Maintain Dust Control; Act 45 - Remove and dispose of vegetation along unlined banks of channel, at riprap lined sections, and at joints.

Consultant/
Contractor:
Project
Manager: Albert J. Jankowiak (702) 267-3024

**REGIONAL FLOOD CONTROL DISTRICT
MAINTENANCE WORK PROGRAM
QUARTERLY STATUS REPORT FY 2016-17**

MWP Facility#: HEN 09
Facility Name: WHITNEY RANCH CHANNEL
MP Facility ID: WWDC 0000-0098

Entity: CITY OF HENDERSON
Date Prepared: 12/31/2016

Force Account/ Contract	Activity	Approved Work Plan Amount (\$)	Amended Work Plan Amount (\$)	Total Expenditures (\$)	Percent Complete	Scheduled Completion Date
	3 Facility Assessment and Inventory					
	5 Inspect Channels	\$500.00	\$1,039.78	\$1,039.78	100%	
	6 Inspect Levees/Detention and Debris Basins					
	8 Species Survey and Removal					
	10 Clean and Reshape Channels/Levees	\$8,000.00	\$500.00	\$0.00	0%	
	15 Repair Lined Channel	\$10,000.00	\$500.00	\$0.00	0%	
	20 Erosion Control and Repair		\$4,303.42	\$4,303.42	100%	
	21 Provide/Maintain Dust Control		\$1,427.45	\$1,427.45	100%	
	25 Clean Detention/Debris Basins					
	35 Fence Repair		\$3,509.76	\$3,509.76	100%	
	40 Vegetation Control - Chemical		\$0.00			
	45 Vegetation Control - Mechanical	\$2,000.00	\$15,840.42	\$15,840.42	100%	
	50 Maintain Access Road					
	55 Clean & Inspect Inlet/Outlet Structures					
	60 Repair Inlet/Outlet Structures					
	65 Clean Storm Sewer Lines					
	70 Storm Sewer Repair					
	75 Clean/Flush Culverts & Bridges					
	80 Miscellaneous Work Activities					
	85 Engineering		\$489.45	\$489.45	100%	
	TOTALS	\$18,500.00	\$27,610.28	\$26,610.28		JUN 2017

Delays or Problem Areas:

Work completed during prior fiscal year:

Completed programmed activities:

Work to be completed during current fiscal year:

Act 10 - Clean channel and dispose of material. Act 45 - Remove vegetation and dispose of material. General maintenance activities.

Consultant/
Contractor:
Project
Manager:

Albert J. Jankowiak

(702) 267-3024

**REGIONAL FLOOD CONTROL DISTRICT
MAINTENANCE WORK PROGRAM
QUARTERLY STATUS REPORT FY 2016-17**

MWP Facility#: HEN 10
Facility Name: DUCK CREEK CHANNEL
MP Facility ID: DCWA 0646-0669

Entity: CITY OF HENDERSON
Date Prepared: 12/31/2016

Force Account/ Contract	Activity	Approved Work Plan Amount (\$)	Amended Work Plan Amount (\$)	Total Expenditures (\$)	Percent Complete	Scheduled Completion Date
	3 Facility Assessment and Inventory					
	5 Inspect Channels	\$500.00	\$161.42	\$161.42	100%	
	6 Inspect Levees/Detention and Debris Basins					
	8 Species Survey and Removal					
	10 Clean and Reshape Channels/Levees					
	15 Repair Lined Channel					
	20 Erosion Control and Repair					
	21 Provide/Maintain Dust Control					
	25 Clean Detention/Debris Basins					
	35 Fence Repair	\$2,000.00	\$155.05	\$155.05	100%	
	40 Vegetation Control - Chemical					
	45 Vegetation Control - Mechanical		\$2,881.38	\$2,881.38	100%	
	50 Maintain Access Road					
	55 Clean & Inspect Inlet/Outlet Structures					
	60 Repair Inlet/Outlet Structures					
	65 Clean Storm Sewer Lines					
	70 Storm Sewer Repair					
	75 Clean/Flush Culverts & Bridges					
	80 Miscellaneous Work Activities		\$183.33	\$183.33	100%	
	85 Engineering		\$126.72	\$126.72	100%	
	TOTALS	\$2,500.00	\$3,507.90	\$3,507.90		Jun-2017

Delays or Problem Areas:

Work completed during prior fiscal year:

Completed programmed activities.

Work to be completed during current fiscal year:

Act 10 - Clean channel and dispose of material. Act 45 - Remove vegetation and dispose of material. General maintenance activities.

Consultant/
Contractor:
Project
Manager:

Albert J. Jankowiak

(702) 267-3024

**REGIONAL FLOOD CONTROL DISTRICT
MAINTENANCE WORK PROGRAM
QUARTERLY STATUS REPORT FY 2016-17**

MWP Facility#: HEN 11
Facility Name: MISSION HILLS DETENTION BASIN
MP Facility ID: C1CH 0686-0854 & 0882

Entity: CITY OF HENDERSON
Date Prepared: 12/31/2016

Force Account/ Contract	Activity	Approved Work Plan Amount (\$)	Amended Work Plan Amount (\$)	Total Expenditures (\$)	Percent Complete	Scheduled Completion Date
3	Facility Assessment and Inventory					
5	Inspect Channels	\$500.00	\$500.00	\$0.00	0%	
6	Inspect Levees/Detention and Debris Basins	\$2,500.00	\$2,500.00	\$1,542.14	62%	
8	Species Survey and Removal					
10	Clean and Reshape Channels/Levees	\$500.00	\$626.02	\$626.02	100%	
15	Repair Lined Channel					
20	Erosion Control and Repair					
21	Provide/Maintain Dust Control	\$500.00	\$500.00	\$0.00	0%	
25	Clean Detention/Debris Basins	\$125,000.00	\$5,000.00	\$2,125.37	43%	
35	Fence Repair	\$500.00	\$500.00	\$0.00	0%	
40	Vegetation Control - Chemical					
45	Vegetation Control - Mechanical	\$500.00	\$1,356.37	\$1,356.37	100%	
50	Maintain Access Road					
55	Clean & Inspect Inlet/Outlet Structures	\$450.00	\$450.00	\$0.00	0%	
60	Repair Inlet/Outlet Structures					
65	Clean Storm Sewer Lines					
70	Storm Sewer Repair					
75	Clean/Flush Culverts & Bridges					
80	Miscellaneous Work Activities	\$5,000.00	\$5,000.00	\$0.00	0%	
85	Engineering	\$15,000.00	\$15,000.00	\$519.36	3%	
TOTALS		\$150,450.00	\$31,432.39	\$6,169.26		Jun-2017

Delays or Problem Areas:

Work completed during prior fiscal year:

Completed programmed activities.

Work to be completed during current fiscal year:

Act 25-Remove accumulated sediment and reshape detention basin bottom to contours on approved plan, Act 80 - Survey for reshaping basin bottom. Act 85 - Engineering support for reshaping basin bottom, Maintain EAP. General maintenance activities.

Consultant/
Contractor:
Project
Manager:

Albert J. Jankowiak

(702) 267-3024

**REGIONAL FLOOD CONTROL DISTRICT
MAINTENANCE WORK PROGRAM
QUARTERLY STATUS REPORT FY 2016-17**

MWP Facility#: HEN 12
Facility Name: RAILROAD EAST CHANNEL
MP Facility ID: PTRE 0000-0246

Entity: CITY OF HENDERSON
Date Prepared: 12/31/2016

Force Account/ Contract	Activity	Approved Work Plan Amount (\$)	Amended Work Plan Amount (\$)	Total Expenditures (\$)	Percent Complete	Scheduled Completion Date
	3 Facility Assessment and Inventory					
	5 Inspect Channels	\$500.00	\$500.00	\$229.54	46%	
	6 Inspect Levees/Detention and Debris Basins					
	8 Species Survey and Removal					
	10 Clean and Reshape Channels/Levees	\$1,000.00	\$500.00	\$0.00	0%	
	15 Repair Lined Channel					
	20 Erosion Control and Repair		\$1,615.05	\$1,615.05	100%	
	21 Provide/Maintain Dust Control					
	25 Clean Detention/Debris Basins	\$1,000.00	\$500.00	\$0.00	0%	
	35 Fence Repair		\$81.33	\$81.33	100%	
	40 Vegetation Control - Chemical					
	45 Vegetation Control - Mechanical	\$1,000.00	\$500.00	\$0.00	0%	
	50 Maintain Access Road					
	55 Clean & Inspect Inlet/Outlet Structures					
	60 Repair Inlet/Outlet Structures					
	65 Clean Storm Sewer Lines					
	70 Storm Sewer Repair					
	75 Clean/Flush Culverts & Bridges					
	80 Miscellaneous Work Activities					
	85 Engineering		\$500.00	\$126.72	25%	
	TOTALS	\$3,500.00	\$4,196.38	\$2,052.64		Jun-2017

Delays or Problem Areas:

Work completed during prior fiscal year:

Completed programmed activities.

Work to be completed during current fiscal year:

Act 10 - Clean channel and dispose of material. Act 45 - Remove vegetation and dispose of material. General maintenance activities.

Consultant/
Contractor:
Project
Manager: Albert J. Jankowiak

(702) 267-3024

**REGIONAL FLOOD CONTROL DISTRICT
MAINTENANCE WORK PROGRAM
QUARTERLY STATUS REPORT FY 2016-17**

MWP Facility#: HEN 13
Facility Name: MACDONALD RANCH CHANNEL
MP Facility ID: PTMR 0000-0399

Entity: CITY OF HENDERSON
Date Prepared: 12/31/2016

Force Account/ Contract	Activity	Approved Work Plan Amount (\$)	Amended Work Plan Amount (\$)	Total Expenditures (\$)	Percent Complete	Scheduled Completion Date
	3 Facility Assessment and Inventory					
	5 Inspect Channels	\$500.00	\$500.00	\$466.66	93%	
	6 Inspect Levees/Detention and Debris Basins					
	8 Species Survey and Removal					
	10 Clean and Reshape Channels/Levees	\$5,000.00	\$5,000.00	\$0.00	0%	
	15 Repair Lined Channel		\$1,578.88	\$1,578.88	100%	
	20 Erosion Control and Repair					
	21 Provide/Maintain Dust Control					
	25 Clean Detention/Debris Basins					
	35 Fence Repair	\$1,000.00	\$1,000.00	\$0.00	0%	
	40 Vegetation Control - Chemical					
	45 Vegetation Control - Mechanical	\$1,000.00	\$1,000.00	\$0.00	0%	
	50 Maintain Access Road					
	55 Clean & Inspect Inlet/Outlet Structures					
	60 Repair Inlet/Outlet Structures					
	65 Clean Storm Sewer Lines					
	70 Storm Sewer Repair					
	75 Clean/Flush Culverts & Bridges		\$1,826.84	\$1,826.84	100%	
	80 Miscellaneous Work Activities		\$3,787.01	\$3,787.01	100%	
	85 Engineering					
	TOTALS	\$7,500.00	\$14,692.73	\$7,659.39		Jun-2017

Delays or Problem Areas:

Work completed during prior fiscal year:

Completed programmed activities.

Work to be completed during current fiscal year:

General maintenance activities.

Consultant/
Contractor:
Project
Manager: Albert J. Jankowiak

(702) 267-3024

**REGIONAL FLOOD CONTROL DISTRICT
MAINTENANCE WORK PROGRAM
QUARTERLY STATUS REPORT FY 2016-17**

MWP Facility#: HEN 14
Facility Name: DRAKE CHANNEL
MP Facility ID: C1DC 0000-0101

Entity: CITY OF HENDERSON
Date Prepared: 12/31/2016

Force Account/ Contract	Activity	Approved Work Plan Amount (\$)	Amended Work Plan Amount (\$)	Total Expenditures (\$)	Percent Complete	Scheduled Completion Date
	3 Facility Assessment and Inventory					
	5 Inspect Channels	\$500.00	\$500.00	\$20.18	4%	
	6 Inspect Levees/Detention and Debris Basins					
	8 Species Survey and Removal					
	10 Clean and Reshape Channels/Levees	\$1,000.00	\$500.00	\$0.00	0%	
	15 Repair Lined Channel					
	20 Erosion Control and Repair					
	21 Provide/Maintain Dust Control					
	25 Clean Detention/Debris Basins					
	35 Fence Repair	\$500.00	\$500.00	\$0.00	0%	
	40 Vegetation Control - Chemical					
	45 Vegetation Control - Mechanical					
	50 Maintain Access Road					
	55 Clean & Inspect Inlet/Outlet Structures					
	60 Repair Inlet/Outlet Structures					
	65 Clean Storm Sewer Lines					
	70 Storm Sewer Repair					
	75 Clean/Flush Culverts & Bridges					
	80 Miscellaneous Work Activities					
	85 Engineering		\$11,317.45	\$11,317.45	100%	
	TOTALS	\$2,000.00	\$12,817.45	\$11,337.63		Jun-2017

Delays or Problem Areas:

Work completed during prior fiscal year:

Completed other programmed activities.

Work to be completed during current fiscal year:

Act 10 - Clean channel and dispose of material. Act 45 - Remove vegetation and dispose of material. General maintenance activities.

Consultant/
Contractor: _____
Project
Manager: Albert J. Jankowiak (702) 267-3024

**REGIONAL FLOOD CONTROL DISTRICT
MAINTENANCE WORK PROGRAM
QUARTERLY STATUS REPORT FY 2016-17**

MWP Facility#: HEN 15
Facility Name: I-515 CHANNEL
MP Facility ID: PTIS 0000-0258

Entity: CITY OF HENDERSON
Date Prepared: 12/31/2016

Force Account/ Contract	Activity	Approved Work Plan Amount (\$)	Amended Work Plan Amount (\$)	Total Expenditures (\$)	Percent Complete	Scheduled Completion Date
	3 Facility Assessment and Inventory					
	5 Inspect Channels	\$500.00	\$500.00	\$246.06	49%	
	6 Inspect Levees/Detention and Debris Basins					
	8 Species Survey and Removal					
	10 Clean and Reshape Channels/Levees	\$1,000.00	\$500.00	\$0.00	0%	
	15 Repair Lined Channel					
	20 Erosion Control and Repair					
	21 Provide/Maintain Dust Control	\$1,000.00	\$500.00	\$0.00	0%	
	25 Clean Detention/Debris Basins					
	35 Fence Repair	\$1,000.00	\$500.00	\$0.00	0%	
	40 Vegetation Control - Chemical					
	45 Vegetation Control - Mechanical					
	50 Maintain Access Road					
	55 Clean & Inspect Inlet/Outlet Structures					
	60 Repair Inlet/Outlet Structures					
	65 Clean Storm Sewer Lines					
	70 Storm Sewer Repair					
	75 Clean/Flush Culverts & Bridges					
	80 Miscellaneous Work Activities		\$337.79	\$337.79	100%	
	85 Engineering		\$508.72	\$508.72	100%	
	TOTALS	\$3,500.00	\$2,846.51	\$1,092.57		Jun-2017

Delays or Problem Areas:

Work completed during prior fiscal year:

Completed programmed activities.

Work to be completed during current fiscal year:

General maintenance activities.

Consultant/
Contractor:
Project
Manager: Albert J. Jankowiak (702) 267-3024

**REGIONAL FLOOD CONTROL DISTRICT
MAINTENANCE WORK PROGRAM
QUARTERLY STATUS REPORT FY 2016-17**

MWP Facility#: HEN 16
Facility Name: EASTERN CHANNEL
MP Facility ID: PTEA 0000-0210, 0291, & 0500-0755

Entity: CITY OF HENDERSON
Date Prepared: 12/31/2016

Force Account/ Contract	Activity	Approved Work Plan Amount (\$)	Amended Work Plan Amount (\$)	Total Expenditures (\$)	Percent Complete	Scheduled Completion Date
3	Facility Assessment and Inventory					
5	Inspect Channels	\$500.00	\$500.00	\$479.23	96%	
6	Inspect Levees/Detention and Debris Basins					
8	Species Survey and Removal					
10	Clean and Reshape Channels/Levees	\$5,000.00	\$5,000.00	\$643.00	13%	
15	Repair Lined Channel					
20	Erosion Control and Repair					
21	Provide/Maintain Dust Control	\$1,500.00	\$1,500.00	\$0.00	0%	
25	Clean Detention/Debris Basins					
35	Fence Repair	\$2,000.00	\$2,000.00	\$0.00	0%	
40	Vegetation Control - Chemical					
45	Vegetation Control - Mechanical	\$3,000.00	\$3,000.00	\$1,339.32	45%	
50	Maintain Access Road					
55	Clean & Inspect Inlet/Outlet Structures					
60	Repair Inlet/Outlet Structures					
65	Clean Storm Sewer Lines					
70	Storm Sewer Repair					
75	Clean/Flush Culverts & Bridges	\$2,000.00	\$713.28	\$0.00	0%	
80	Miscellaneous Work Activities					
85	Engineering		\$10,993.47	\$10,993.47	100%	
TOTALS		\$14,000.00	\$23,706.75	\$13,455.02		Jun-2017

Delays or Problem Areas:

Work completed during prior fiscal year:

Completed programmed activities.

Work to be completed during current fiscal year:

General maintenance activities.

Consultant/
Contractor:
Project,
Manager: Albert J. Jankowiak (702) 267-3024

**REGIONAL FLOOD CONTROL DISTRICT
MAINTENANCE WORK PROGRAM
QUARTERLY STATUS REPORT FY 2016-17**

MWP Facility#: HEN 17
Facility Name: WESTERN INTERCEPTOR
MP Facility ID: C1CH 0871-0972

Entity: CITY OF HENDERSON
Date Prepared: 12/31/2016

Force Account/ Contract	Activity	Approved Work Plan Amount (\$)	Amended Work Plan Amount (\$)	Total Expenditures (\$)	Percent Complete	Scheduled Completion Date
	3 Facility Assessment and Inventory					
	5 Inspect Channels	\$500.00		\$19.83	4%	
	6 Inspect Levees/Detention and Debris Basins					
	8 Species Survey and Removal					
	10 Clean and Reshape Channels/Levees					
	15 Repair Lined Channel					
	20 Erosion Control and Repair					
	21 Provide/Maintain Dust Control					
	25 Clean Detention/Debris Basins					
	35 Fence Repair	\$1,000.00		\$0.00	0%	
	40 Vegetation Control - Chemical					
	45 Vegetation Control - Mechanical	\$2,000.00		\$0.00	0%	
	50 Maintain Access Road					
	55 Clean & Inspect Inlet/Outlet Structures					
	60 Repair Inlet/Outlet Structures					
	65 Clean Storm Sewer Lines					
	70 Storm Sewer Repair					
	75 Clean/Flush Culverts & Bridges					
	80 Miscellaneous Work Activities					
	85 Engineering					
	TOTALS	\$3,500.00	\$0.00	\$19.83		Jun-2017

Delays or Problem Areas:

Work completed during prior fiscal year:

Completed programmed activities.

Work to be completed during current fiscal year:

General maintenance activities.

Consultant/
Contractor:
Project
Manager: Albert J. Jankowiak (702) 267-3024

**REGIONAL FLOOD CONTROL DISTRICT
MAINTENANCE WORK PROGRAM
QUARTERLY STATUS REPORT FY 2016-17**

MWP Facility#: HEN 18
Facility Name: EQUESTRIAN DETENTION BASIN
MP Facility ID: C1EQ 0152-0297, C1E1 0000-0002

Entity: CITY OF HENDERSON
Date Prepared: 12/31/2016

Force Account/ Contract	Activity	Approved Work Plan Amount (\$)	Amended Work Plan Amount (\$)	Total Expenditures (\$)	Percent Complete	Scheduled Completion Date
	3 Facility Assessment and Inventory					
	5 Inspect Channels	\$500.00	\$500.00	\$0.00	0%	
	6 Inspect Levees/Detention and Debris Basins	\$2,000.00	\$2,000.00	\$1,234.35	62%	
	8 Species Survey and Removal	\$5,000.00	\$5,000.00	\$0.00	0%	
	10 Clean and Reshape Channels/Levees					
	15 Repair Lined Channel					
	20 Erosion Control and Repair					
	21 Provide/Maintain Dust Control	\$1,000.00	\$1,000.00	\$0.00	0%	
	25 Clean Detention/Debris Basins	\$10,000.00	\$10,000.00	\$0.00	0%	
	35 Fence Repair	\$1,000.00	\$1,000.00	\$0.00	0%	
	40 Vegetation Control - Chemical					
	45 Vegetation Control - Mechanical	\$1,000.00	\$1,000.00	\$0.00	0%	
	50 Maintain Access Road					
	55 Clean & Inspect Inlet/Outlet Structures					
	60 Repair Inlet/Outlet Structures					
	65 Clean Storm Sewer Lines					
	70 Storm Sewer Repair					
	75 Clean/Flush Culverts & Bridges					
	80 Miscellaneous Work Activities		\$118.39	\$118.39	100%	
	85 Engineering	\$10,000.00	\$9,881.61	\$259.68	3%	
	TOTALS	\$30,500.00	\$30,500.00	\$1,612.42		Jun-2017

Delays or Problem Areas:

Work completed during prior fiscal year:

Completed programmed activities.

Work to be completed during current fiscal year:

Act 85 - Miscellaneous planning, engineering and project management to ensure levee maintenance and repairs meet FEMA criteria. General maintenance activities. General maintenance activities.

Consultant/ Contractor: _____
Project Manager: Albert J. Jankowiak (702) 267-3024

**REGIONAL FLOOD CONTROL DISTRICT
MAINTENANCE WORK PROGRAM
QUARTERLY STATUS REPORT FY 2016-17**

MWP Facility#: HEN 19
Facility Name: SUNRIDGE CHANNEL
MP Facility ID: PTPW 0000-0262

Entity: CITY OF HENDERSON
Date Prepared: 12/31/2016

Force Account/ Contract	Activity	Approved Work Plan Amount (\$)	Amended Work Plan Amount (\$)	Total Expenditures (\$)	Percent Complete	Scheduled Completion Date
	3 Facility Assessment and Inventory					
	5 Inspect Channels	\$500.00	\$500.00	\$140.30	28%	
	6 Inspect Levees/Detention and Debris Basins					
	8 Species Survey and Removal					
	10 Clean and Reshape Channels/Levees	\$5,000.00	\$2,500.00	\$0.00	0%	
	15 Repair Lined Channel	\$10,000.00	\$5,000.00	\$0.00	0%	
	20 Erosion Control and Repair					
	21 Provide/Maintain Dust Control					
	25 Clean Detention/Debris Basins					
	35 Fence Repair	\$2,000.00	\$2,318.72	\$2,318.72	100%	
	40 Vegetation Control - Chemical					
	45 Vegetation Control - Mechanical	\$1,000.00	\$3,028.89	\$3,028.89	100%	
	50 Maintain Access Road					
	55 Clean & Inspect Inlet/Outlet Structures					
	60 Repair Inlet/Outlet Structures		\$519.35	\$519.35	100%	
	65 Clean Storm Sewer Lines					
	70 Storm Sewer Repair					
	75 Clean/Flush Culverts & Bridges					
	80 Miscellaneous Work Activities		\$670.30	\$670.30	100%	
	85 Engineering					
	TOTALS	\$18,500.00	\$14,637.26	\$6,677.56		Jun-2017

Delays or Problem Areas:

Work completed during prior fiscal year:

Completed programmed activities.

Work to be completed during current fiscal year:

General maintenance activities.

Consultant/
Contractor: _____
Project
Manager: Albert J. Jankowiak (702) 267-3024

**REGIONAL FLOOD CONTROL DISTRICT
MAINTENANCE WORK PROGRAM
QUARTERLY STATUS REPORT FY 2016-17**

MWP Facility#: HEN 20
Facility Name: PITTMAN WASH RAILROAD CHANNEL
MP Facility ID: PTRR 0000-0135

Entity: CITY OF HENDERSON
Date Prepared: 12/31/2016

Force Account/ Contract	Activity	Approved Work Plan Amount (\$)	Amended Work Plan Amount (\$)	Total Expenditures (\$)	Percent Complete	Scheduled Completion Date
	3 Facility Assessment and Inventory					
	5 Inspect Channels	\$500.00	\$500.00	\$40.86	8%	
	6 Inspect Levees/Detention and Debris Basins					
	8 Species Survey and Removal					
	10 Clean and Reshape Channels/Levees	\$1,000.00	\$500.00	\$0.00	0%	
	15 Repair Lined Channel					
	20 Erosion Control and Repair					
	21 Provide/Maintain Dust Control	\$500.00	\$500.00	\$0.00	0%	
	25 Clean Detention/Debris Basins					
	35 Fence Repair	\$2,500.00	\$2,500.00	\$0.00	0%	
	40 Vegetation Control - Chemical					
	45 Vegetation Control - Mechanical	\$1,000.00	\$1,000.00	\$0.00	0%	
	50 Maintain Access Road					
	55 Clean & Inspect Inlet/Outlet Structures					
	60 Repair Inlet/Outlet Structures					
	65 Clean Storm Sewer Lines					
	70 Storm Sewer Repair					
	75 Clean/Flush Culverts & Bridges					
	80 Miscellaneous Work Activities		\$88.81	\$88.81	100%	
	85 Engineering		\$647.55	\$647.55	100%	
	TOTALS	\$5,500.00	\$5,736.36	\$777.22		Jun-2017

Delays or Problem Areas:

Work completed during prior fiscal year:

Completed programmed activities.

Work to be completed during current fiscal year:

General maintenance activities.

Consultant/
Contractor:
Project
Manager: Albert J. Jankowiak (702) 267-3024

**REGIONAL FLOOD CONTROL DISTRICT
MAINTENANCE WORK PROGRAM
QUARTERLY STATUS REPORT FY 2016-17**

MWP Facility#: HEN 21
Facility Name: PITTMAN PARK DETENTION BASIN
MP Facility ID: PTWA 0048 - 0050

Entity: CITY OF HENDERSON
Date Prepared: 12/31/2016

Force Account/ Contract	Activity	Approved Work Plan Amount (\$)	Amended Work Plan Amount (\$)	Total Expenditures (\$)	Percent Complete	Scheduled Completion Date
	3 Facility Assessment and Inventory					
	5 Inspect Channels					
	6 Inspect Levees/Detention and Debris Basins	\$1,000.00	\$787.70	\$787.70	100%	
	8 Species Survey and Removal					
	10 Clean and Reshape Channels/Levees					
	15 Repair Lined Channel					
	20 Erosion Control and Repair		\$2,500.00	\$2,227.26	89%	
	21 Provide/Maintain Dust Control					
	25 Clean Detention/Debris Basins	\$2,000.00	\$1,000.00	\$236.38	24%	
	35 Fence Repair					
	40 Vegetation Control - Chemical					
	45 Vegetation Control - Mechanical					
	50 Maintain Access Road					
	55 Clean & Inspect Inlet/Outlet Structures					
	60 Repair Inlet/Outlet Structures					
	65 Clean Storm Sewer Lines					
	70 Storm Sewer Repair					
	75 Clean/Flush Culverts & Bridges					
	80 Miscellaneous Work Activities					
	85 Engineering	\$1,000.00	\$126.72	\$126.72	100%	
	TOTALS	\$4,000.00	\$4,414.42	\$3,378.06		Jun-2017

Delays or Problem Areas:

Work completed during prior fiscal year:

Completed programmed activities.

Work to be completed during current fiscal year:

General maintenance activities.

Consultant/
Contractor:
Project
Manager: Albert J. Jankowiak (702) 267-3024

**REGIONAL FLOOD CONTROL DISTRICT
MAINTENANCE WORK PROGRAM
QUARTERLY STATUS REPORT FY 2016-17**

MWP Facility#: HEN 22
Facility Name: PITTMAN WASH BURNS
MP Facility ID: PTBR 0020-0175

Entity: CITY OF HENDERSON
Date Prepared: 12/31/2016

Force Account/ Contract	Activity	Approved Work Plan Amount (\$)	Amended Work Plan Amount (\$)	Total Expenditures (\$)	Percent Complete	Scheduled Completion Date
	3 Facility Assessment and Inventory					
	5 Inspect Channels	\$500.00	\$500.00	\$175.12	35%	
	6 Inspect Levees/Detention and Debris Basins		\$500.00	\$0.00	0%	
	8 Species Survey and Removal					
	10 Clean and Reshape Channels/Levees	\$2,000.00	\$2,000.00	\$1,664.23	83%	
	15 Repair Lined Channel					
	20 Erosion Control and Repair					
	21 Provide/Maintain Dust Control					
	25 Clean Detention/Debris Basins					
	35 Fence Repair	\$5,000.00	\$4,500.00	\$142.97	3%	
	40 Vegetation Control - Chemical					
	45 Vegetation Control - Mechanical	\$2,000.00	\$2,000.00	\$0.00	0%	
	50 Maintain Access Road					
	55 Clean & Inspect Inlet/Outlet Structures					
	60 Repair Inlet/Outlet Structures					
	65 Clean Storm Sewer Lines					
	70 Storm Sewer Repair					
	75 Clean/Flush Culverts & Bridges					
	80 Miscellaneous Work Activities					
	85 Engineering					
	TOTALS	\$9,500.00	\$9,500.00	\$1,982.32		Jun-2017

Delays or Problem Areas:

Work completed during prior fiscal year:

Completed programmed activities.

Work to be completed during current fiscal year:

General maintenance activities.

Consultant/
Contractor:
Project
Manager: Albert J. Jankowiak (702) 267-3024

**REGIONAL FLOOD CONTROL DISTRICT
MAINTENANCE WORK PROGRAM
QUARTERLY STATUS REPORT FY 2016-17**

MWP Facility#: HEN 24
Facility Name: PITTMAN PECOS CHANNEL
MP Facility ID: PTPE 0000-0166

Entity: CITY OF HENDERSON
Date Prepared: 12/31/2016

Force Account/ Contract	Activity	Approved Work Plan Amount (\$)	Amended Work Plan Amount (\$)	Total Expenditures (\$)	Percent Complete	Scheduled Completion Date
	3 Facility Assessment and Inventory					
	5 Inspect Channels	\$500.00	\$2,747.18	\$2,747.18	100%	
	6 Inspect Levees/Detention and Debris Basins					
	8 Species Survey and Removal					
	10 Clean and Reshape Channels/Levees	\$3,000.00	\$30,564.51	\$30,564.51	100%	
	15 Repair Lined Channel					
	20 Erosion Control and Repair		\$5,405.90	\$5,405.90	100%	
	21 Provide/Maintain Dust Control		\$3,758.17	\$3,758.17	100%	
	25 Clean Detention/Debris Basins					
	35 Fence Repair	\$1,000.00	\$307.32	\$307.32	100%	
	40 Vegetation Control - Chemical					
	45 Vegetation Control - Mechanical					
	50 Maintain Access Road					
	55 Clean & Inspect Inlet/Outlet Structures					
	60 Repair Inlet/Outlet Structures					
	65 Clean Storm Sewer Lines					
	70 Storm Sewer Repair					
	75 Clean/Flush Culverts & Bridges		\$1,134.26	\$1,134.26	100%	
	80 Miscellaneous Work Activities		\$160.89	\$160.89	100%	
	85 Engineering		\$128.54	\$128.54	100%	
	TOTALS	\$4,500.00	\$44,206.77	\$44,206.77		Jun-2017

Delays or Problem Areas:

Work completed during prior fiscal year:

Completed programmed activities.

Work to be completed during current fiscal year:

Act 10 - Clean channel and dispose of material. Act 45 - Remove vegetation and dispose of material. General maintenance activities.

Consultant/
Contractor:
Project
Manager: Albert J. Jankowiak (702) 267-3024

**REGIONAL FLOOD CONTROL DISTRICT
MAINTENANCE WORK PROGRAM
QUARTERLY STATUS REPORT FY 2016-17**

MWP Facility#: HEN 25
Facility Name: BLACK MOUNTAIN DETENTION BASIN
MP Facility ID: C1CH 1012-1138

Entity: CITY OF HENDERSON
Date Prepared: 12/31/2016

Force Account/ Contract	Activity	Approved Work Plan Amount (\$)	Amended Work Plan Amount (\$)	Total Expenditures (\$)	Percent Complete	Scheduled Completion Date
	3 Facility Assessment and Inventory					
	5 Inspect Channels	\$500.00	\$500.00	\$0.00	0%	
	6 Inspect Levees/Detention and Debris Basins	\$1,500.00	\$1,281.37	\$1,281.37	100%	
	8 Species Survey and Removal					
	10 Clean and Reshape Channels/Levees					
	15 Repair Lined Channel					
	20 Erosion Control and Repair					
	21 Provide/Maintain Dust Control	\$500.00	\$500.00	\$0.00	0%	
	25 Clean Detention/Debris Basins	\$2,000.00	\$500.00	\$0.00	0%	
	35 Fence Repair	\$1,000.00	\$500.00	\$400.01	80%	
	40 Vegetation Control - Chemical					
	45 Vegetation Control - Mechanical					
	50 Maintain Access Road					
	55 Clean & Inspect Inlet/Outlet Structures	\$1,000.00	\$500.00	\$0.00	0%	
	60 Repair Inlet/Outlet Structures					
	65 Clean Storm Sewer Lines					
	70 Storm Sewer Repair					
	75 Clean/Flush Culverts & Bridges					
	80 Miscellaneous Work Activities					
	85 Engineering	\$10,000.00	\$1,000.00	\$126.72	13%	
	TOTALS	\$16,500.00	\$4,781.37	\$1,808.10		Jun-2017

Delays or Problem Areas:

Work completed during prior fiscal year:

Completed programmed activities.

Work to be completed during current fiscal year:

Act 85 - Act 85 - 5-yr major update of EAP information. General maintenance activities.

Consultant/
Contractor:
Project
Manager: Albert J. Jankowiak (702) 267-3024

**REGIONAL FLOOD CONTROL DISTRICT
MAINTENANCE WORK PROGRAM
QUARTERLY STATUS REPORT FY 2016-17**

MWP Facility#: HEN 26
Facility Name: EAST C-1 DB & BERM, C-1 CHANNEL-HAVRE
MP Facility ID: C1DC 0298-0303, C1HV 0000-0300

Entity: CITY OF HENDERSON
Date Prepared: 12/31/2016

Force Account/ Contract	Activity	Approved Work Plan Amount (\$)	Amended Work Plan Amount (\$)	Total Expenditures (\$)	Percent Complete	Scheduled Completion Date
	3 Facility Assessment and Inventory					
	5 Inspect Channels	\$500.00	\$0.00	\$0.00	0%	
	6 Inspect Levees/Detention and Debris Basins	\$4,600.00	\$3,000.00	\$2,654.46	88%	
	8 Species Survey and Removal	\$5,000.00	\$5,000.00	\$0.00	0%	
	10 Clean and Reshape Channels/Levees	\$5,000.00	\$5,000.00	\$0.00	0%	
	15 Repair Lined Channel					
	20 Erosion Control and Repair					
	21 Provide/Maintain Dust Control	\$1,000.00	\$500.00	\$0.00	0%	
	25 Clean Detention/Debris Basins	\$5,000.00	\$3,000.00	\$0.00	0%	
	35 Fence Repair	\$1,000.00	\$500.00	\$0.00	0%	
	40 Vegetation Control - Chemical					
	45 Vegetation Control - Mechanical	\$1,000.00	\$1,000.00	\$0.00	0%	
	50 Maintain Access Road	\$5,000.00	\$5,000.00	\$0.00	0%	
	55 Clean & Inspect Inlet/Outlet Structures					
	60 Repair Inlet/Outlet Structures					
	65 Clean Storm Sewer Lines					
	70 Storm Sewer Repair					
	75 Clean/Flush Culverts & Bridges					
	80 Miscellaneous Work Activities					
	85 Engineering	\$20,000.00	\$15,743.68	\$0.00	0%	
	TOTALS	\$48,100.00	\$38,743.68	\$2,654.46		Jun-2017

Delays or Problem Areas:

Work completed during prior fiscal year:

Completed programmed activities.

Work to be completed during current fiscal year:

Act 8 & 10 - Clean-up debris associated with storm damage. Act 85 - Miscellaneous planning, engineering and project management to ensure levee maintenance and repairs meet FEMA criteria; 5-yr major update of EAP information. General maintenance activities.

Consultant/
Contractor:
Project
Manager: Albert J. Jankowiak (702) 267-3024

**REGIONAL FLOOD CONTROL DISTRICT
MAINTENANCE WORK PROGRAM
QUARTERLY STATUS REPORT FY 2016-17**

MWP Facility#: HEN 27
Facility Name: McCULLOUGH HILLS DETENTION BASIN
MP Facility ID: PTPW 0307-0309

Entity: CITY OF HENDERSON
Date Prepared: 12/31/2016

Force Account/ Contract	Activity	Approved Work Plan Amount (\$)	Amended Work Plan Amount (\$)	Total Expenditures (\$)	Percent Complete	Scheduled Completion Date
	3 Facility Assessment and Inventory					
	5 Inspect Channels					
	6 Inspect Levees/Detention and Debris Basins	\$2,000.00	\$2,000.00	\$995.16	50%	
	8 Species Survey and Removal					
	10 Clean and Reshape Channels/Levees					
	15 Repair Lined Channel					
	20 Erosion Control and Repair					
	21 Provide/Maintain Dust Control					
	25 Clean Detention/Debris Basins	\$2,000.00	\$2,000.00	\$0.00	0%	
	35 Fence Repair					
	40 Vegetation Control - Chemical					
	45 Vegetation Control - Mechanical	\$1,000.00	\$1,000.00	\$0.00	0%	
	50 Maintain Access Road					
	55 Clean & Inspect Inlet/Outlet Structures	\$1,000.00	\$1,519.53	\$1,519.53	100%	
	60 Repair Inlet/Outlet Structures					
	65 Clean Storm Sewer Lines					
	70 Storm Sewer Repair					
	75 Clean/Flush Culverts & Bridges					
	80 Miscellaneous Work Activities					
	85 Engineering	\$10,000.00	\$1,512.07	\$126.72	8%	
	TOTALS	\$16,000.00	\$8,031.60	\$2,641.41		Jun-2017

Delays or Problem Areas:

Work completed during prior fiscal year:

Completed asset management inspections. Completed programmed maintenance.

Work to be completed during current fiscal year:

Act 85 - 5-yr major update of EAP information. General maintenance activities.

Consultant/
Contractor: _____
Project
Manager: Albert J. Jankowiak (702) 267-3024

**REGIONAL FLOOD CONTROL DISTRICT
MAINTENANCE WORK PROGRAM
QUARTERLY STATUS REPORT FY 2016-17**

MWP Facility#: HEN 28
Facility Name: PIONEER DETENTION BASIN
MP Facility ID: PTVW 0183 - 0187

Entity: CITY OF HENDERSON
Date Prepared: 12/31/2016

Force Account/ Contract	Activity	Approved Work Plan Amount (\$)	Amended Work Plan Amount (\$)	Total Expenditures (\$)	Percent Complete	Scheduled Completion Date
	3 Facility Assessment and Inventory					
	5 Inspect Channels	\$500.00	\$500.00	\$20.19	4%	
	6 Inspect Levees/Detention and Debris Basins	\$1,500.00	\$1,500.00	\$1,171.16	78%	
	8 Species Survey and Removal					
	10 Clean and Reshape Channels/Levees					
	15 Repair Lined Channel					
	20 Erosion Control and Repair					
	21 Provide/Maintain Dust Control	\$1,000.00	\$500.00	\$0.00	0%	
	25 Clean Detention/Debris Basins	\$20,000.00	\$6,000.00	\$5,305.46	88%	
	35 Fence Repair	\$1,000.00	\$500.00	\$282.23	56%	
	40 Vegetation Control - Chemical					
	45 Vegetation Control - Mechanical	\$500.00	\$500.00	\$0.00	0%	
	50 Maintain Access Road					
	55 Clean & Inspect Inlet/Outlet Structures	\$2,500.00	\$500.00	\$0.00	0%	
	60 Repair Inlet/Outlet Structures					
	65 Clean Storm Sewer Lines					
	70 Storm Sewer Repair					
	75 Clean/Flush Culverts & Bridges					
	80 Miscellaneous Work Activities					
	85 Engineering	\$10,000.00	\$1,000.00	\$253.44	25%	
	TOTALS	\$37,000.00	\$11,000.00	\$7,032.48		Jun-2017

Delays or Problem Areas:

Work completed during prior fiscal year:

Completed programmed activities.

Work to be completed during current fiscal year:

Act 85 - 5-yr major update of EAP information. General maintenance activities.

Consultant/
Contractor: _____
Project
Manager: Albert J. Jankowiak (702) 267-3024

**REGIONAL FLOOD CONTROL DISTRICT
MAINTENANCE WORK PROGRAM
QUARTERLY STATUS REPORT FY 2016-17**

MWP Facility#: HEN 29
Facility Name: PITTMAN EAST DETENTION BASIN
MP Facility ID: PTEA 0437-0493

Entity: CITY OF HENDERSON
Date Prepared: 12/31/2016

Force Account/ Contract	Activity	Approved Work Plan Amount (\$)	Amended Work Plan Amount (\$)	Total Expenditures (\$)	Percent Complete	Scheduled Completion Date
	3 Facility Assessment and Inventory					
	5 Inspect Channels					
	6 Inspect Levees/Detention and Debris Basins	\$4,000.00	\$4,000.00	\$3,494.47	87%	
	8 Species Survey and Removal					
	10 Clean and Reshape Channels/Levees	\$1,000.00	\$1,000.00	\$0.00	0%	
	15 Repair Lined Channel					
	20 Erosion Control and Repair					
	21 Provide/Maintain Dust Control	\$1,000.00	\$1,170.49	\$1,170.49	100%	
	25 Clean Detention/Debris Basins	\$2,000.00	\$8,996.65	\$8,996.65	100%	
	35 Fence Repair	\$50,000.00	\$42,865.34	\$0.00	0%	
	40 Vegetation Control - Chemical					
	45 Vegetation Control - Mechanical					
	50 Maintain Access Road					
	55 Clean & Inspect Inlet/Outlet Structures	\$1,000.00	\$1,000.00	\$0.00	0%	
	60 Repair Inlet/Outlet Structures					
	65 Clean Storm Sewer Lines					
	70 Storm Sewer Repair					
	75 Clean/Flush Culverts & Bridges					
	80 Miscellaneous Work Activities					
	85 Engineering	\$10,000.00	\$6,000.00	\$126.72	2%	
	TOTALS	\$69,000.00	\$65,032.48	\$13,788.33		Jun-2017

Delays or Problem Areas:

Work completed during prior fiscal year:

Completed programmed activities.

Work to be completed during current fiscal year:

Act 85 - 5-yr major update of EAP information. General maintenance activities.

Consultant/
Contractor:
Project
Manager: Albert J. Jankowiak

(702) 267-3024

**REGIONAL FLOOD CONTROL DISTRICT
MAINTENANCE WORK PROGRAM
QUARTERLY STATUS REPORT FY 2016-17**

MWP Facility#: HEN 30
Facility Name: SAGUARO PARK/DOWNS CHANNEL
MP Facility ID: C1EQ 0000-0151

Entity: CITY OF HENDERSON
Date Prepared: 12/31/2016

Force Account/ Contract	Activity	Approved Work Plan Amount (\$)	Amended Work Plan Amount (\$)	Total Expenditures (\$)	Percent Complete	Scheduled Completion Date
	3 Facility Assessment and Inventory					
	5 Inspect Channels	\$300.00	\$300.00	\$20.43	7%	
	6 Inspect Levees/Detention and Debris Basins					
	8 Species Survey and Removal					
	10 Clean and Reshape Channels/Levees	\$500.00	\$500.00	\$0.00	0%	
	15 Repair Lined Channel					
	20 Erosion Control and Repair					
	21 Provide/Maintain Dust Control					
	25 Clean Detention/Debris Basins					
	35 Fence Repair					
	40 Vegetation Control - Chemical					
	45 Vegetation Control - Mechanical		\$573.05	\$573.05	100%	
	50 Maintain Access Road					
	55 Clean & Inspect Inlet/Outlet Structures					
	60 Repair Inlet/Outlet Structures					
	65 Clean Storm Sewer Lines					
	70 Storm Sewer Repair					
	75 Clean/Flush Culverts & Bridges					
	80 Miscellaneous Work Activities					
	85 Engineering					
	TOTALS	\$800.00	\$1,373.05	\$593.48		Jun-2017

Delays or Problem Areas:

Work completed during prior fiscal year:

Completed programmed activities.

Work to be completed during current fiscal year:

General maintenance activities.

Consultant/
Contractor:
Project
Manager: Albert J. Jankowiak (702) 267-3024

**REGIONAL FLOOD CONTROL DISTRICT
MAINTENANCE WORK PROGRAM
QUARTERLY STATUS REPORT FY 2016-17**

MWP Facility#: HEN 31
Facility Name: C-1 CHANNEL - US 95
MP Facility ID: C1US 0000-0078

Entity: CITY OF HENDERSON
Date Prepared: 12/31/2016

Force Account/ Contract	Activity	Approved Work Plan Amount (\$)	Amended Work Plan Amount (\$)	Total Expenditures (\$)	Percent Complete	Scheduled Completion Date
	3 Facility Assessment and Inventory					
	5 Inspect Channels	\$300.00	\$300.00	\$236.53	79%	
	6 Inspect Levees/Detention and Debris Basins					
	8 Species Survey and Removal					
	10 Clean and Reshape Channels/Levees	\$1,000.00	\$2,179.34	\$2,179.34	100%	
	15 Repair Lined Channel					
	20 Erosion Control and Repair					
	21 Provide/Maintain Dust Control					
	25 Clean Detention/Debris Basins					
	35 Fence Repair		\$87.32	\$87.32	100%	
	40 Vegetation Control - Chemical					
	45 Vegetation Control - Mechanical		\$2,317.31	\$2,317.31	100%	
	50 Maintain Access Road					
	55 Clean & Inspect Inlet/Outlet Structures					
	60 Repair Inlet/Outlet Structures					
	65 Clean Storm Sewer Lines					
	70 Storm Sewer Repair					
	75 Clean/Flush Culverts & Bridges					
	80 Miscellaneous Work Activities					
	85 Engineering					
	TOTALS	\$1,300.00	\$4,883.97	\$4,820.50		Jun-2017

Delays or Problem Areas:

Work completed during prior fiscal year:

Completed programmed activities.

Work to be completed during current fiscal year:

General maintenance activities.

Consultant/
Contractor:
Project
Manager: Albert J. Jankowiak (702) 267-3024

**REGIONAL FLOOD CONTROL DISTRICT
MAINTENANCE WORK PROGRAM
QUARTERLY STATUS REPORT FY 2016-17**

MWP Facility#: HEN 32
Facility Name: C-1 CHANNEL BOULDER HIGHWAY
MP Facility ID: C1BH 0000-0302

Entity: CITY OF HENDERSON
Date Prepared: 12/31/2016

Force Account/ Contract	Activity	Approved Work Plan Amount (\$)	Amended Work Plan Amount (\$)	Total Expenditures (\$)	Percent Complete	Scheduled Completion Date
	3 Facility Assessment and Inventory					
	5 Inspect Channels	\$500.00	\$500.00	\$97.65	20%	
	6 Inspect Levees/Detention and Debris Basins					
	8 Species Survey and Removal					
	10 Clean and Reshape Channels/Levees	\$1,000.00	\$1,000.00	\$0.00	0%	
	15 Repair Lined Channel					
	20 Erosion Control and Repair					
	21 Provide/Maintain Dust Control					
	25 Clean Detention/Debris Basins					
	35 Fence Repair	\$3,000.00	\$2,500.00	\$0.00	0%	
	40 Vegetation Control - Chemical					
	45 Vegetation Control - Mechanical	\$3,000.00	\$2,500.00	\$0.00	0%	
	50 Maintain Access Road					
	55 Clean & Inspect Inlet/Outlet Structures					
	60 Repair Inlet/Outlet Structures					
	65 Clean Storm Sewer Lines					
	70 Storm Sewer Repair					
	75 Clean/Flush Culverts & Bridges					
	80 Miscellaneous Work Activities					
	85 Engineering		\$126.72	\$126.72	100%	
	TOTALS	\$7,500.00	\$6,626.72	\$224.37		Jun-2017

Delays or Problem Areas:

Work completed during prior fiscal year:

Completed programmed activities.

Work to be completed during current fiscal year:

General maintenance activities.

Consultant/
Contractor:
Project
Manager:

Albert J. Jankowiak

(702) 267-3024

**REGIONAL FLOOD CONTROL DISTRICT
MAINTENANCE WORK PROGRAM
QUARTERLY STATUS REPORT FY 2016-17**

MWP Facility#: HEN 33
Facility Name: UPPER PITTMAN WASH SOUTH
MP Facility ID: PTWA 0815-0983

Entity: CITY OF HENDERSON
Date Prepared: 12/31/216

Force Account/ Contract	Activity	Approved Work Plan Amount (\$)	Amended Work Plan Amount (\$)	Total Expenditures (\$)	Percent Complete	Scheduled Completion Date
	3 Facility Assessment and Inventory					
	5 Inspect Channels	\$300.00	\$300.00	\$20.08	7%	
	6 Inspect Levees/Detention and Debris Basins					
	8 Species Survey and Removal					
	10 Clean and Reshape Channels/Levees	\$1,000.00	\$1,000.00	\$0.00	0%	
	15 Repair Lined Channel					
	20 Erosion Control and Repair					
	21 Provide/Maintain Dust Control					
	25 Clean Detention/Debris Basins					
	35 Fence Repair	\$3,000.00	\$3,000.00	\$228.79	8%	
	40 Vegetation Control - Chemical					
	45 Vegetation Control - Mechanical					
	50 Maintain Access Road					
	55 Clean & Inspect Inlet/Outlet Structures					
	60 Repair Inlet/Outlet Structures					
	65 Clean Storm Sewer Lines					
	70 Storm Sewer Repair					
	75 Clean/Flush Culverts & Bridges					
	80 Miscellaneous Work Activities					
	85 Engineering		\$126.72	\$126.72	100%	
	TOTALS	\$4,300.00	\$4,426.72	\$375.59		Jun-2017

Delays or Problem Areas:

Work completed during prior fiscal year:

Completed other programmed activities.

Work to be completed during current fiscal year:

General maintenance activities.

Consultant/
Contractor: _____
Project
Manager: Albert J. Jankowiak (702) 267-3024

**REGIONAL FLOOD CONTROL DISTRICT
MAINTENANCE WORK PROGRAM
QUARTERLY STATUS REPORT FY 2016-17**

MWP Facility#: HEN 34
Facility Name: PITTMAN STEPHANIE
MP Facility ID: PTST 0000-0170

Entity: CITY OF HENDERSON
Date Prepared: 12/31/2016

Force Account/ Contract	Activity	Approved Work Plan Amount (\$)	Amended Work Plan Amount (\$)	Total Expenditures (\$)	Percent Complete	Scheduled Completion Date
	3 Facility Assessment and Inventory					
	5 Inspect Channels	\$300.00	\$300.00	\$64.86	22%	
	6 Inspect Levees/Detention and Debris Basins					
	8 Species Survey and Removal					
	10 Clean and Reshape Channels/Levees	\$500.00	\$935.86	\$935.86	100%	
	15 Repair Lined Channel					
	20 Erosion Control and Repair		\$949.49	\$949.49	100%	
	21 Provide/Maintain Dust Control	\$500.00	\$300.00	\$0.00	0%	
	25 Clean Detention/Debris Basins					
	35 Fence Repair					
	40 Vegetation Control - Chemical					
	45 Vegetation Control - Mechanical	\$500.00	\$300.00	\$0.00	0%	
	50 Maintain Access Road					
	55 Clean & Inspect Inlet/Outlet Structures					
	60 Repair Inlet/Outlet Structures					
	65 Clean Storm Sewer Lines					
	70 Storm Sewer Repair					
	75 Clean/Flush Culverts & Bridges					
	80 Miscellaneous Work Activities					
	85 Engineering					
	TOTALS	\$1,800.00	\$2,785.35	\$1,950.21		Jun-2017

Delays or Problem Areas:

Work completed during prior fiscal year:

Completed programmed activities.

Work to be completed during current fiscal year:

General maintenance activities.

Consultant/
Contractor:
Project
Manager: Albert J. Jankowiak (702) 267-3024

**REGIONAL FLOOD CONTROL DISTRICT
MAINTENANCE WORK PROGRAM
QUARTERLY STATUS REPORT FY 2016-17**

MWP Facility#: HEN 35
Facility Name: PITTMAN DESERT WILLOW
MP Facility ID: PTDW 0000-0069

Entity: CITY OF HENDERSON
Date Prepared: 12/31/2016

Force Account/ Contract	Activity	Approved Work Plan Amount (\$)	Amended Work Plan Amount (\$)	Total Expenditures (\$)	Percent Complete	Scheduled Completion Date
	3 Facility Assessment and Inventory					
	5 Inspect Channels	\$300.00		\$20.08	7%	
	6 Inspect Levees/Detention and Debris Basins					
	8 Species Survey and Removal					
	10 Clean and Reshape Channels/Levees	\$1,000.00		\$0.00	0%	
	15 Repair Lined Channel					
	20 Erosion Control and Repair					
	21 Provide/Maintain Dust Control					
	25 Clean Detention/Debris Basins					
	35 Fence Repair					
	40 Vegetation Control - Chemical					
	45 Vegetation Control - Mechanical					
	50 Maintain Access Road					
	55 Clean & Inspect Inlet/Outlet Structures					
	60 Repair Inlet/Outlet Structures					
	65 Clean Storm Sewer Lines					
	70 Storm Sewer Repair					
	75 Clean/Flush Culverts & Bridges					
	80 Miscellaneous Work Activities					
	85 Engineering					
	TOTALS	\$1,300.00	\$0.00	\$20.08		Jun-2017

Delays or Problem Areas:

Work completed during prior fiscal year:

General maintenance activities.

Work to be completed during current fiscal year:

General maintenance activities.

Consultant/
Contractor: _____
Project
Manager: Albert J. Jankowiak (702) 267-3024

**REGIONAL FLOOD CONTROL DISTRICT
MAINTENANCE WORK PROGRAM
QUARTERLY STATUS REPORT FY 2016-17**

MWP Facility#: HEN 36
Facility Name: PITTMAN FOOTHILLS DRIVE
MP Facility ID: PTFD 0000-0111

Entity: CITY OF HENDERSON
Date Prepared: 12/31/2016

Force Account/ Contract	Activity	Approved Work Plan Amount (\$)	Amended Work Plan Amount (\$)	Total Expenditures (\$)	Percent Complete	Scheduled Completion Date
	3 Facility Assessment and Inventory					
	5 Inspect Channels	\$300.00		\$60.24	20%	
	6 Inspect Levees/Detention and Debris Basins					
	8 Species Survey and Removal					
	10 Clean and Reshape Channels/Levees	\$1,000.00		\$0.00	0%	
	15 Repair Lined Channel					
	20 Erosion Control and Repair					
	21 Provide/Maintain Dust Control					
	25 Clean Detention/Debris Basins					
	35 Fence Repair					
	40 Vegetation Control - Chemical					
	45 Vegetation Control - Mechanical					
	50 Maintain Access Road					
	55 Clean & Inspect Inlet/Outlet Structures					
	60 Repair Inlet/Outlet Structures					
	65 Clean Storm Sewer Lines					
	70 Storm Sewer Repair					
	75 Clean/Flush Culverts & Bridges					
	80 Miscellaneous Work Activities					
	85 Engineering					
	TOTALS	\$1,300.00	\$0.00	\$60.24		Jun-2017

Delays or Problem Areas:

Work completed during prior fiscal year:

Work to be completed during current fiscal year:

General maintenance activities.

Consultant/
Contractor:
Project
Manager: Albert J. Jankowiak (702) 267-3024

**REGIONAL FLOOD CONTROL DISTRICT
MAINTENANCE WORK PROGRAM
QUARTERLY STATUS REPORT FY 2016-17**

MWP Facility#: HEN 37
Facility Name: PITTMAN LAKE MEAD
MP Facility ID: PTLM 0000-0078

Entity: CITY OF HENDERSON
Date Prepared: 12/31/2016

Force Account/ Contract	Activity	Approved Work Plan Amount (\$)	Amended Work Plan Amount (\$)	Total Expenditures (\$)	Percent Complete	Scheduled Completion Date
	3 Facility Assessment and Inventory					
	5 Inspect Channels	\$300.00		\$20.08	7%	
	6 Inspect Levees/Detention and Debris Basins					
	8 Species Survey and Removal					
	10 Clean and Reshape Channels/Levees	\$500.00		\$0.00	0%	
	15 Repair Lined Channel					
	20 Erosion Control and Repair					
	21 Provide/Maintain Dust Control					
	25 Clean Detention/Debris Basins					
	35 Fence Repair	\$500.00		\$410.43	82%	
	40 Vegetation Control - Chemical					
	45 Vegetation Control - Mechanical					
	50 Maintain Access Road					
	55 Clean & Inspect Inlet/Outlet Structures					
	60 Repair Inlet/Outlet Structures					
	65 Clean Storm Sewer Lines					
	70 Storm Sewer Repair					
	75 Clean/Flush Culverts & Bridges					
	80 Miscellaneous Work Activities					
	85 Engineering					
	TOTALS	\$1,300.00	\$0.00	\$430.51		Jun-2017

Delays or Problem Areas:

Work completed during prior fiscal year:

Completed programmed activities.

Work to be completed during current fiscal year:

General maintenance activities.

Consultant/
Contractor:
Project
Manager: Albert J. Jankowiak

(702) 267-3024

**REGIONAL FLOOD CONTROL DISTRICT
MAINTENANCE WORK PROGRAM
QUARTERLY STATUS REPORT FY 2016-17**

MWP Facility#: HEN 38
Facility Name: PITTMAN VALLE VERDE
MP Facility ID: PTVV 0000-0005

Entity: CITY OF HENDERSON
Date Prepared: 12/31/2016

Force Account/Contract	Activity	Approved Work Plan Amount (\$)	Amended Work Plan Amount (\$)	Total Expenditures (\$)	Percent Complete	Scheduled Completion Date
	3 Facility Assessment and Inventory					
	5 Inspect Channels	\$300.00		\$0.00	0%	
	6 Inspect Levees/Retention and Debris Basins					
	8 Species Survey and Removal					
	10 Clean and Reshape Channels/Levees	\$500.00		\$0.00	0%	
	15 Repair Lined Channel					
	20 Erosion Control and Repair					
	21 Provide/Maintain Dust Control					
	25 Clean Detention/Debris Basins					
	35 Fence Repair	\$500.00		\$0.00	0%	
	40 Vegetation Control - Chemical					
	45 Vegetation Control - Mechanical					
	50 Maintain Access Road					
	55 Clean & Inspect Inlet/Outlet Structures					
	60 Repair Inlet/Outlet Structures					
	65 Clean Storm Sewer Lines					
	70 Storm Sewer Repair					
	75 Clean/Flush Culverts & Bridges					
	80 Miscellaneous Work Activities					
	85 Engineering					
	TOTALS	\$1,300.00	\$0.00	\$0.00		Jun-2017

Delays or Problem Areas:

Work completed during prior fiscal year:

Completed programmed activities.

Work to be completed during current fiscal year:

General maintenance activities.

Consultant/
Contractor:
Project
Manager: Albert J. Jankowiak (702) 267-3024

**REGIONAL FLOOD CONTROL DISTRICT
MAINTENANCE WORK PROGRAM
QUARTERLY STATUS REPORT FY 2016-17**

MWP Facility#: HEN 40
Facility Name: PITTMAN PIONEER DETENTION
MP Facility ID: PTPD 0010-0063

Entity: CITY OF HENDERSON
Date Prepared: 12/31/2016

Force Account/ Contract	Activity	Approved Work Plan Amount (\$)	Amended Work Plan Amount (\$)	Total Expenditures (\$)	Percent Complete	Scheduled Completion Date
	3 Facility Assessment and Inventory					
	5 Inspect Channels	\$300.00	\$300.00	\$100.94	34%	
	6 Inspect Levees/Detention and Debris Basins					
	8 Species Survey and Removal					
	10 Clean and Reshape Channels/Levees	\$500.00	\$500.00	\$0.00	0%	
	15 Repair Lined Channel					
	20 Erosion Control and Repair		\$895.59	\$895.59	100%	
	21 Provide/Maintain Dust Control					
	25 Clean Detention/Debris Basins					
	35 Fence Repair	\$1,000.00	\$1,000.00	\$0.00	0%	
	40 Vegetation Control - Chemical					
	45 Vegetation Control - Mechanical	\$500.00	\$500.00	\$0.00	0%	
	50 Maintain Access Road					
	55 Clean & Inspect Inlet/Outlet Structures					
	60 Repair Inlet/Outlet Structures					
	65 Clean Storm Sewer Lines					
	70 Storm Sewer Repair					
	75 Clean/Flush Culverts & Bridges					
	80 Miscellaneous Work Activities					
	85 Engineering		\$63.36	\$63.36	100%	
	TOTALS	\$2,300.00	\$3,258.95	\$1,059.89		Jun-2017

Delays or Problem Areas:

Work completed during prior fiscal year:

Completed programmed activities.

Work to be completed during current fiscal year:

General maintenance activities.

Consultant/
Contractor: _____
Project
Manager: Albert J. Jankowiak (702) 267-3024

**REGIONAL FLOOD CONTROL DISTRICT
MAINTENANCE WORK PROGRAM
QUARTERLY STATUS REPORT FY 2016-17**

MWP Facility#: HEN 41
Facility Name: PITTMAN WEST HORIZON
MP Facility ID: PTWH 0000-0116

Entity: CITY OF HENDERSON
Date Prepared: 12/31/2016

Force Account/ Contract	Activity	Approved Work Plan Amount (\$)	Amended Work Plan Amount (\$)	Total Expenditures (\$)	Percent Complete	Scheduled Completion Date
	3 Facility Assessment and Inventory					
	5 Inspect Channels	\$300.00	\$300.00	\$146.51	49%	
	6 Inspect Levees/Detention and Debris Basins					
	8 Species Survey and Removal					
	10 Clean and Reshape Channels/Levees	\$500.00	\$3,602.91	\$3,602.91	100%	
	15 Repair Lined Channel					
	20 Erosion Control and Repair		\$219.22	\$219.22	100%	
	21 Provide/Maintain Dust Control					
	25 Clean Detention/Debris Basins					
	35 Fence Repair	\$500.00	\$500.00	\$133.53	27%	
	40 Vegetation Control - Chemical					
	45 Vegetation Control - Mechanical					
	50 Maintain Access Road					
	55 Clean & Inspect Inlet/Outlet Structures					
	60 Repair Inlet/Outlet Structures					
	65 Clean Storm Sewer Lines					
	70 Storm Sewer Repair					
	75 Clean/Flush Culverts & Bridges					
	80 Miscellaneous Work Activities					
	85 Engineering		\$126.72	\$126.72	100%	
	TOTALS	\$1,300.00	\$4,748.85	\$4,228.89		Jun-2017

Delays or Problem Areas:

Work completed during prior fiscal year:

Completed programmed activities.

Work to be completed during current fiscal year:

General maintenance activities.

Consultant/
Contractor:
Project
Manager: Albert J. Jankowiak

(702) 267-3024

**REGIONAL FLOOD CONTROL DISTRICT
MAINTENANCE WORK PROGRAM
QUARTERLY STATUS REPORT FY 2016-17**

MWP Facility#: HEN 42
Facility Name: PITTMAN/ANTHEM PARKWAY
MP Facility ID: PTAP 0000-0191

Entity: CITY OF HENDERSON
Date Prepared: 12/31/2016

Force Account/ Contract	Activity	Approved Work Plan Amount (\$)	Amended Work Plan Amount (\$)	Total Expenditures (\$)	Percent Complete	Scheduled Completion Date
	3 Facility Assessment and Inventory					
	5 Inspect Channels	\$300.00	\$916.45	\$916.45	100%	
	6 Inspect Levees/Detention and Debris Basins					
	8 Species Survey and Removal					
	10 Clean and Reshape Channels/Levees	\$500.00	\$1,118.15	\$1,118.15	100%	
	15 Repair Lined Channel					
	20 Erosion Control and Repair		\$7,788.74	\$7,788.74	100%	
	21 Provide/Maintain Dust Control		\$856.37	\$856.37	100%	
	25 Clean Detention/Debris Basins					
	35 Fence Repair	\$500.00	\$500.00	\$0.00	0%	
	40 Vegetation Control - Chemical					
	45 Vegetation Control - Mechanical					
	50 Maintain Access Road					
	55 Clean & Inspect Inlet/Outlet Structures					
	60 Repair Inlet/Outlet Structures					
	65 Clean Storm Sewer Lines					
	70 Storm Sewer Repair					
	75 Clean/Flush Culverts & Bridges					
	80 Miscellaneous Work Activities		\$642.36	\$642.36	100%	
	85 Engineering		\$190.10	\$190.10	100%	
	TOTALS	\$1,300.00	\$12,012.17	\$11,512.17		Jun-2017

Delays or Problem Areas:

Work completed during prior fiscal year:

Completed programmed activities.

Work to be completed during current fiscal year:

General maintenance activities.

Consultant/
Contractor:
Project
Manager: Albert J. Jankowiak

(702) 267-3024

**REGIONAL FLOOD CONTROL DISTRICT
MAINTENANCE WORK PROGRAM
QUARTERLY STATUS REPORT FY 2016-17**

MWP Facility#: HEN 43
Facility Name: PITTMAN HORIZON RIDGE
MP Facility ID: PTHR 0000-0067, 0139 - 0140

Entity: CITY OF HENDERSON
Date Prepared: 12/31/2016

Force Account/ Contract	Activity	Approved Work Plan Amount (\$)	Amended Work Plan Amount (\$)	Total Expenditures (\$)	Percent Complete	Scheduled Completion Date
	3 Facility Assessment and Inventory					
	5 Inspect Channels	\$300.00		\$40.16	13%	
	6 Inspect Levees/Detention and Debris Basins					
	8 Species Survey and Removal					
	10 Clean and Reshape Channels/Levees	\$500.00		\$0.00	0%	
	15 Repair Lined Channel					
	20 Erosion Control and Repair					
	21 Provide/Maintain Dust Control					
	25 Clean Detention/Debris Basins					
	35 Fence Repair					
	40 Vegetation Control - Chemical					
	45 Vegetation Control - Mechanical	\$500.00		\$0.00	0%	
	50 Maintain Access Road					
	55 Clean & Inspect Inlet/Outlet Structures					
	60 Repair Inlet/Outlet Structures					
	65 Clean Storm Sewer Lines					
	70 Storm Sewer Repair					
	75 Clean/Flush Culverts & Bridges					
	80 Miscellaneous Work Activities					
	85 Engineering					
	TOTALS	\$1,300.00	\$0.00	\$40.16		Jun-2017

Delays or Problem Areas:

Work completed during prior fiscal year:

Completed programmed activities.

Work to be completed during current fiscal year:

General maintenance activities.

Consultant/
Contractor: _____
Project
Manager: Albert J. Jankowiak (702) 267-3024

**REGIONAL FLOOD CONTROL DISTRICT
MAINTENANCE WORK PROGRAM
QUARTERLY STATUS REPORT FY 2016-17**

MWP Facility#: HEN 45
Facility Name: PITTMAN ANTHEM CHANNEL & DETENTION BASIN
MP Facility ID: PTAN 0000-0280, PTCR 0000-0036, PTOG 0000-0016, PTAT 0000-0007

Entity: CITY OF HENDERSON
Date Prepared: 12/31/2016

Force Account/ Contract	Activity	Approved Work Plan Amount (\$)	Amended Work Plan Amount (\$)	Total Expenditures (\$)	Percent Complete	Scheduled Completion Date
	3 Facility Assessment and Inventory					
	5 Inspect Channels	\$500.00	\$500.00	\$0.00	0%	
	6 Inspect Levees/Detention and Debris Basins	\$1,500.00	\$1,500.00	\$799.14	53%	
	8 Species Survey and Removal					
	10 Clean and Reshape Channels/Levees					
	15 Repair Lined Channel					
	20 Erosion Control and Repair					
	21 Provide/Maintain Dust Control					
	25 Clean Detention/Debris Basins	\$10,000.00	\$7,000.00	\$0.00	0%	
	35 Fence Repair					
	40 Vegetation Control - Chemical					
	45 Vegetation Control - Mechanical	\$1,000.00	\$1,000.00	\$0.00	0%	
	50 Maintain Access Road					
	55 Clean & Inspect Inlet/Outlet Structures	\$1,500.00	\$1,500.00	\$0.00	0%	
	60 Repair Inlet/Outlet Structures					
	65 Clean Storm Sewer Lines					
	70 Storm Sewer Repair					
	75 Clean/Flush Culverts & Bridges					
	80 Miscellaneous Work Activities					
	85 Engineering	\$10,000.00	\$7,000.00	\$63.36	1%	
	TOTALS	\$24,500.00	\$18,500.00	\$862.50		Jun-2017

Delays or Problem Areas:

Work completed during prior fiscal year:

Completed programmed activities.

Work to be completed during current fiscal year:

Act - 6 Inspection of debris and detention basins; Act - 25 Clean debris and detention basins; Act 85 - 5-yr major update of EAP information. General maintenance activities.

Consultant/
Contractor:
Project
Manager: Albert J. Jankowiak (702) 267-3024

**REGIONAL FLOOD CONTROL DISTRICT
MAINTENANCE WORK PROGRAM
QUARTERLY STATUS REPORT FY 2016-17**

MWP Facility#: HEN 46
Facility Name: PITTMAN REUNION DRIVE
MP Facility ID: PTRD 0000-0055

Entity: CITY OF HENDERSON
Date Prepared: 12/31/2016

Force Account/ Contract	Activity	Approved Work Plan Amount (\$)	Amended Work Plan Amount (\$)	Total Expenditures (\$)	Percent Complete	Scheduled Completion Date
	3 Facility Assessment and Inventory					
	5 Inspect Channels	\$300.00		\$0.00	0%	
	6 Inspect Levees/Detention and Debris Basins	\$300.00		\$20.08	7%	
	8 Species Survey and Removal					
	10 Clean and Reshape Channels/Levees	\$500.00		\$0.00	0%	
	15 Repair Lined Channel					
	20 Erosion Control and Repair					
	21 Provide/Maintain Dust Control	\$500.00		\$0.00	0%	
	25 Clean Detention/Debris Basins	\$500.00		\$0.00	0%	
	35 Fence Repair					
	40 Vegetation Control - Chemical					
	45 Vegetation Control - Mechanical					
	50 Maintain Access Road					
	55 Clean & Inspect Inlet/Outlet Structures					
	60 Repair Inlet/Outlet Structures					
	65 Clean Storm Sewer Lines					
	70 Storm Sewer Repair					
	75 Clean/Flush Culverts & Bridges					
	80 Miscellaneous Work Activities					
	85 Engineering					
	TOTALS	\$2,100.00	\$0.00	\$20.08		Jun-2017

Delays or Problem Areas:

Work completed during prior fiscal year:

Completed programmed activities.

Work to be completed during current fiscal year:

General maintenance activities.

Consultant/
Contractor:
Project
Manager: Albert J. Jankowiak (702) 267-3024

**REGIONAL FLOOD CONTROL DISTRICT
MAINTENANCE WORK PROGRAM
QUARTERLY STATUS REPORT FY 2016-17**

MWP Facility#: HEN 47
 Facility Name: PITTMAN GREEN VALLEY
 MP Facility ID: PTGV 0028-0073

Entity: CITY OF HENDERSON
 Date Prepared: 12/31/2016

Force Account/ Contract	Activity	Approved Work Plan Amount (\$)	Amended Work Plan Amount (\$)	Total Expenditures (\$)	Percent Complete	Scheduled Completion Date
	3 Facility Assessment and Inventory					
	5 Inspect Channels	\$300.00	\$300.00	\$20.08	7%	
	6 Inspect Levees/Detention and Debris Basins					
	8 Species Survey and Removal					
	10 Clean and Reshape Channels/Levees					
	15 Repair Lined Channel					
	20 Erosion Control and Repair					
	21 Provide/Maintain Dust Control					
	25 Clean Detention/Debris Basins					
	35 Fence Repair					
	40 Vegetation Control - Chemical					
	45 Vegetation Control - Mechanical	\$2,000.00	\$500.00	\$0.00	0%	
	50 Maintain Access Road					
	55 Clean & Inspect Inlet/Outlet Structures					
	60 Repair Inlet/Outlet Structures					
	65 Clean Storm Sewer Lines					
	70 Storm Sewer Repair					
	75 Clean/Flush Culverts & Bridges					
	80 Miscellaneous Work Activities					
	85 Engineering					
	TOTALS	\$2,300.00	\$800.00	\$20.08		Jun-2017

Delays or Problem Areas:

Work completed during prior fiscal year:

Completed programmed activities.

Work to be completed during current fiscal year:

General maintenance activities.

Consultant/
 Contractor: _____
 Project
 Manager: Albert J. Jankowiak (702) 267-3024

**REGIONAL FLOOD CONTROL DISTRICT
MAINTENANCE WORK PROGRAM
QUARTERLY STATUS REPORT FY 2016-17**

MWP Facility#: HEN 48
Facility Name: PITTMAN SEVEN HILLS
MP Facility ID: PTSH 0011 - 0084

Entity: CITY OF HENDERSON
Date Prepared: 12/31/2016

Force Account/ Contract	Activity	Approved Work Plan Amount (\$)	Amended Work Plan Amount (\$)	Total Expenditures (\$)	Percent Complete	Scheduled Completion Date
	3 Facility Assessment and Inventory					
	5 Inspect Channels	\$500.00		\$20.08	4%	
	6 Inspect Levees/Detention and Debris Basins					
	8 Species Survey and Removal					
	10 Clean and Reshape Channels/Levees	\$700.00		\$0.00	0%	
	15 Repair Lined Channel					
	20 Erosion Control and Repair					
	21 Provide/Maintain Dust Control					
	25 Clean Detention/Debris Basins					
	35 Fence Repair					
	40 Vegetation Control - Chemical					
	45 Vegetation Control - Mechanical					
	50 Maintain Access Road					
	55 Clean & Inspect Inlet/Outlet Structures					
	60 Repair Inlet/Outlet Structures					
	65 Clean Storm Sewer Lines					
	70 Storm Sewer Repair					
	75 Clean/Flush Culverts & Bridges					
	80 Miscellaneous Work Activities					
	85 Engineering					
	TOTALS	\$1,200.00	\$0.00	\$20.08		Jun-2017

Delays or Problem Areas:

Work completed during prior fiscal year:

Completed programmed activities.

Work to be completed during current fiscal year:

General maintenance activities.

Consultant/
Contractor: _____
Project
Manager: Albert J. Jankowiak (702) 267-3024

**REGIONAL FLOOD CONTROL DISTRICT
MAINTENANCE WORK PROGRAM
QUARTERLY STATUS REPORT FY 2016-17**

MWP Facility#: HEN 49
Facility Name: C-1 CHANNEL US 95 TRIB 1
MP Facility ID: C1U1 0000-0062

Entity: CITY OF HENDERSON
Date Prepared: 12/31/2016

Force Account/ Contract	Activity	Approved Work Plan Amount (\$)	Amended Work Plan Amount (\$)	Total Expenditures (\$)	Percent Complete	Scheduled Completion Date
	3 Facility Assessment and Inventory					
	5 Inspect Channels	\$300.00		\$19.83	7%	
	6 Inspect Levees/Detention and Debris Basins					
	8 Species Survey and Removal					
	10 Clean and Reshape Channels/Levees	\$500.00		\$0.00	0%	
	15 Repair Lined Channel					
	20 Erosion Control and Repair					
	21 Provide/Maintain Dust Control					
	25 Clean Detention/Debris Basins					
	35 Fence Repair	\$500.00		\$0.00	0%	
	40 Vegetation Control - Chemical					
	45 Vegetation Control - Mechanical					
	50 Maintain Access Road					
	55 Clean & Inspect Inlet/Outlet Structures					
	60 Repair Inlet/Outlet Structures					
	65 Clean Storm Sewer Lines					
	70 Storm Sewer Repair					
	75 Clean/Flush Culverts & Bridges					
	80 Miscellaneous Work Activities					
	85 Engineering					
	TOTALS	\$1,300.00	\$0.00	\$19.83		Jun-2017

Delays or Problem Areas:

Work completed during prior fiscal year:

Completed programmed activities.

Work to be completed during current fiscal year:

General maintenance activities.

Consultant/
Contractor: _____
Project
Manager: Albert J. Jankowiak (702) 267-3024

**REGIONAL FLOOD CONTROL DISTRICT
MAINTENANCE WORK PROGRAM
QUARTERLY STATUS REPORT FY 2016-17**

MWP Facility#: HEN 50
Facility Name: C-1 CHANNEL FOUR KIDS
MP Facility ID: C1FK 0000-0073

Entity: CITY OF HENDERSON
Date Prepared: 12/31/2016

Force Account/ Contract	Activity	Approved Work Plan Amount (\$)	Amended Work Plan Amount (\$)	Total Expenditures (\$)	Percent Complete	Scheduled Completion Date
	3 Facility Assessment and Inventory					
	5 Inspect Channels	\$300.00	\$514.29	\$514.29	100%	
	6 Inspect Levees/Detention and Debris Basins					
	8 Species Survey and Removal					
	10 Clean and Reshape Channels/Levees	\$2,500.00	\$500.00	\$0.00	0%	
	15 Repair Lined Channel					
	20 Erosion Control and Repair	\$3,500.00	\$5,152.88	\$5,152.88	100%	
	21 Provide/Maintain Dust Control	\$2,000.00	\$831.20	\$831.20	100%	
	25 Clean Detention/Debris Basins					
	35 Fence Repair					
	40 Vegetation Control - Chemical					
	45 Vegetation Control - Mechanical		\$396.06	\$396.06	100%	
	50 Maintain Access Road					
	55 Clean & Inspect Inlet/Outlet Structures					
	60 Repair Inlet/Outlet Structures					
	65 Clean Storm Sewer Lines					
	70 Storm Sewer Repair					
	75 Clean/Flush Culverts & Bridges	\$5,000.00	\$500.00	\$0.00	0%	
	80 Miscellaneous Work Activities					
	85 Engineering		\$126.72	\$126.72	100%	
	TOTALS	\$13,300.00	\$8,021.15	\$7,021.15		Jun-2017

Delays or Problem Areas:

Work completed during prior fiscal year:

Completed programmed activities.

Work to be completed during current fiscal year:

General maintenance activities.

Consultant/
Contractor: _____
Project
Manager: Albert J. Jankowiak (702) 267-3024

**REGIONAL FLOOD CONTROL DISTRICT
MAINTENANCE WORK PROGRAM
QUARTERLY STATUS REPORT FY 2016-17**

MWP Facility#: HEN 53
Facility Name: LAKE LAS VEGAS MAGIC WAY CHANNEL
MP Facility ID: LLMW 0129, 0203

Entity: CITY OF HENDERSON
Date Prepared: 12/31/2016

Force Account/ Contract	Activity	Approved Work Plan Amount (\$)	Amended Work Plan Amount (\$)	Total Expenditures (\$)	Percent Complete	Scheduled Completion Date
	3 Facility Assessment and Inventory					
	5 Inspect Channels	\$300.00	\$300.00	\$0.00	0%	
	6 Inspect Levees/Detention and Debris Basins					
	8 Species Survey and Removal					
	10 Clean and Reshape Channels/Levees	\$500.00	\$500.00	\$0.00	0%	
	15 Repair Lined Channel					
	20 Erosion Control and Repair					
	21 Provide/Maintain Dust Control					
	25 Clean Detention/Debris Basins					
	35 Fence Repair					
	40 Vegetation Control - Chemical					
	45 Vegetation Control - Mechanical					
	50 Maintain Access Road					
	55 Clean & Inspect Inlet/Outlet Structures					
	60 Repair Inlet/Outlet Structures					
	65 Clean Storm Sewer Lines					
	70 Storm Sewer Repair					
	75 Clean/Flush Culverts & Bridges	\$500.00	\$500.00	\$0.00	0%	
	80 Miscellaneous Work Activities					
	85 Engineering		\$133.14	\$133.14	100%	
	TOTALS	\$1,300.00	\$1,433.14	\$133.14		Jun-2017

Delays or Problem Areas:

Work completed during prior fiscal year:

Completed programmed activities.

Work to be completed during current fiscal year:

General maintenance activities.

Consultant/
Contractor:
Project
Manager: Albert J. Jankowiak (702) 267-3024

**REGIONAL FLOOD CONTROL DISTRICT
MAINTENANCE WORK PROGRAM
QUARTERLY STATUS REPORT FY 2016-17**

MWP Facility#: HEN 54
Facility Name: PITTMAN HAMPTON ROAD
MP Facility ID: PTHD 0000-0020

Entity: CITY OF HENDERSON
Date Prepared: 12/31/2016

Force Account/ Contract	Activity	Approved Work Plan Amount (\$)	Amended Work Plan Amount (\$)	Total Expenditures (\$)	Percent Complete	Scheduled Completion Date
	3 Facility Assessment and Inventory					
	5 Inspect Channels	\$500.00		\$20.53	4%	
	6 Inspect Levees/Detention and Debris Basins					
	8 Species Survey and Removal					
	10 Clean and Reshape Channels/Levees	\$500.00		\$0.00	0%	
	15 Repair Lined Channel					
	20 Erosion Control and Repair					
	21 Provide/Maintain Dust Control					
	25 Clean Detention/Debris Basins					
	35 Fence Repair					
	40 Vegetation Control - Chemical					
	45 Vegetation Control - Mechanical					
	50 Maintain Access Road					
	55 Clean & Inspect Inlet/Outlet Structures					
	60 Repair Inlet/Outlet Structures					
	65 Clean Storm Sewer Lines					
	70 Storm Sewer Repair					
	75 Clean/Flush Culverts & Bridges					
	80 Miscellaneous Work Activities					
	85 Engineering					
	TOTALS	\$1,000.00	\$0.00	\$20.53		Jun-2017

Delays or Problem Areas:

Work completed during prior fiscal year:

Completed programmed activities.

Work to be completed during current fiscal year:

General maintenance activities.

Consultant/
Contractor:
Project
Manager: Albert J. Jankowiak (702) 267-3024

**REGIONAL FLOOD CONTROL DISTRICT
MAINTENANCE WORK PROGRAM
QUARTERLY STATUS REPORT FY 2016-17**

MWP Facility#: HEN 55
Facility Name: PITTMAN ANTHEM DRIVE
MP Facility ID: PTAD 0000-0070

Entity: CITY OF HENDERSON
Date Prepared: 12/31/2016

Force Account/ Contract	Activity	Approved Work Plan Amount (\$)	Amended Work Plan Amount (\$)	Total Expenditures (\$)	Percent Complete	Scheduled Completion Date
	3 Facility Assessment and Inventory					
	5 Inspect Channels	\$300.00		\$61.23	20%	
	6 Inspect Levees/Detention and Debris Basins					
	8 Species Survey and Removal					
	10 Clean and Reshape Channels/Levees	\$500.00		\$0.00	0%	
	15 Repair Lined Channel					
	20 Erosion Control and Repair					
	21 Provide/Maintain Dust Control					
	25 Clean Detention/Debris Basins					
	35 Fence Repair					
	40 Vegetation Control - Chemical					
	45 Vegetation Control - Mechanical					
	50 Maintain Access Road					
	55 Clean & Inspect Inlet/Outlet Structures					
	60 Repair Inlet/Outlet Structures					
	65 Clean Storm Sewer Lines	\$500.00		\$0.00	0%	
	70 Storm Sewer Repair					
	75 Clean/Flush Culverts & Bridges					
	80 Miscellaneous Work Activities					
	85 Engineering					
	TOTALS	\$1,300.00	\$0.00	\$61.23		Jun-2017

Delays or Problem Areas:

Work completed during prior fiscal year:

Completed programmed activities.

Work to be completed during current fiscal year:

General maintenance activities.

Consultant/
Contractor:
Project
Manager: Albert J. Jankowiak

(702) 267-3024

**REGIONAL FLOOD CONTROL DISTRICT
MAINTENANCE WORK PROGRAM
QUARTERLY STATUS REPORT FY 2016-17**

MWP Facility#: HEN 56
 Facility Name: PITTMAN WASH SOUTHEAST
 MP Facility ID: PTSE 0000-0346, PTPN 0000-0039

Entity: CITY OF HENDERSON
 Date Prepared: 12/31/2016

Force Account/ Contract	Activity	Approved Work Plan Amount (\$)	Amended Work Plan Amount (\$)	Total Expenditures (\$)	Percent Complete	Scheduled Completion Date
	3 Facility Assessment and Inventory					
	5 Inspect Channels	\$300.00		\$61.61	21%	
	6 Inspect Levees/Detention and Debris Basins	\$300.00		\$0.00	0%	
	8 Species Survey and Removal					
	10 Clean and Reshape Channels/Levees	\$1,000.00		\$0.00	0%	
	15 Repair Lined Channel					
	20 Erosion Control and Repair					
	21 Provide/Maintain Dust Control					
	25 Clean Detention/Debris Basins	\$500.00		\$0.00	0%	
	35 Fence Repair	\$1,000.00		\$0.00	0%	
	40 Vegetation Control - Chemical					
	45 Vegetation Control - Mechanical	\$1,000.00		\$0.00	0%	
	50 Maintain Access Road					
	55 Clean & Inspect Inlet/Outlet Structures					
	60 Repair Inlet/Outlet Structures					
	65 Clean Storm Sewer Lines					
	70 Storm Sewer Repair					
	75 Clean/Flush Culverts & Bridges					
	80 Miscellaneous Work Activities					
	85 Engineering					
	TOTALS	\$4,100.00	\$0.00	\$61.61		Jun-2017

Delays or Problem Areas:

Work completed during prior fiscal year:

Completed programmed activities.

Work to be completed during current fiscal year:

General maintenance activities.

Consultant/
 Contractor: _____
 Project
 Manager: Albert J. Jankowiak (702) 267-3024

**REGIONAL FLOOD CONTROL DISTRICT
MAINTENANCE WORK PROGRAM
QUARTERLY STATUS REPORT FY 2016-17**

MWP Facility#: HEN 57
Facility Name: PITTMAN WASH WILDERNESS STUDY
MP Facility ID: PTWS 0000 - 0063 and PTDY 0000

Entity: CITY OF HENDERSON
Date Prepared: 12/31/2016

Force Account/ Contract	Activity	Approved Work Plan Amount (\$)	Amended Work Plan Amount (\$)	Total Expenditures (\$)	Percent Complete	Scheduled Completion Date
	3 Facility Assessment and Inventory					
	5 Inspect Channels	\$300.00		\$20.53	7%	
	6 Inspect Levees/Detention and Debris Basins	\$300.00		\$0.00	0%	
	8 Species Survey and Removal					
	10 Clean and Reshape Channels/Levees	\$500.00		\$0.00	0%	
	15 Repair Lined Channel					
	20 Erosion Control and Repair					
	21 Provide/Maintain Dust Control					
	25 Clean Detention/Debris Basins	\$500.00		\$0.00	0%	
	35 Fence Repair					
	40 Vegetation Control - Chemical					
	45 Vegetation Control - Mechanical					
	50 Maintain Access Road	\$500.00		\$0.00	0%	
	55 Clean & Inspect Inlet/Outlet Structures					
	60 Repair Inlet/Outlet Structures					
	65 Clean Storm Sewer Lines					
	70 Storm Sewer Repair					
	75 Clean/Flush Culverts & Bridges					
	80 Miscellaneous Work Activities					
	85 Engineering					
	TOTALS	\$2,100.00	\$0.00	\$20.53		Jun-2017

Delays or Problem Areas:

Work completed during prior fiscal year:

Completed programmed activities.

Work to be completed during current fiscal year:

General maintenance activities.

Consultant/
Contractor: _____
Project
Manager: Albert J. Jankowiak (702) 267-3024

**REGIONAL FLOOD CONTROL DISTRICT
MAINTENANCE WORK PROGRAM
QUARTERLY STATUS REPORT FY 2016-17**

MWP Facility#: HEN 58
Facility Name: PITTMAN SOUTHEDGE-NORTH
MP Facility ID: PTSN 0000-0063

Entity: CITY OF HENDERSON
Date Prepared: 12/31/2016

Force Account/ Contract	Activity	Approved Work Plan Amount (\$)	Amended Work Plan Amount (\$)	Total Expenditures (\$)	Percent Complete	Scheduled Completion Date
	3 Facility Assessment and Inventory					
	5 Inspect Channels	\$500.00	\$500.00	\$138.70	28%	
	6 Inspect Levees/Detention and Debris Basins					
	8 Species Survey and Removal					
	10 Clean and Reshape Channels/Levees	\$500.00	\$500.00	\$0.00	0%	
	15 Repair Lined Channel					
	20 Erosion Control and Repair					
	21 Provide/Maintain Dust Control					
	25 Clean Detention/Debris Basins					
	35 Fence Repair					
	40 Vegetation Control - Chemical					
	45 Vegetation Control - Mechanical		\$302.88	\$302.88	100%	
	50 Maintain Access Road					
	55 Clean & Inspect Inlet/Outlet Structures					
	60 Repair Inlet/Outlet Structures					
	65 Clean Storm Sewer Lines					
	70 Storm Sewer Repair					
	75 Clean/Flush Culverts & Bridges					
	80 Miscellaneous Work Activities					
	85 Engineering		\$63.36	\$63.36	100%	
	TOTALS	\$1,000.00	\$1,366.24	\$504.94		Jun-2017

Delays or Problem Areas:

Work completed during prior fiscal year:

Completed programmed activities.

Work to be completed during current fiscal year:

General maintenance activities.

Consultant/
Contractor: _____
Project
Manager: Albert J. Jankowiak (702) 267-3024

**REGIONAL FLOOD CONTROL DISTRICT
MAINTENANCE WORK PROGRAM
QUARTERLY STATUS REPORT FY 2016-17**

MWP Facility#: HEN 59
 Facility Name: PITTMAN SOUTHDGE-SOUTH
 MP Facility ID: PTSS 0000-0012

Entity: CITY OF HENDERSON
 Date Prepared: 12/31/2016

Force Account/ Contract	Activity	Approved Work Plan Amount (\$)	Amended Work Plan Amount (\$)	Total Expenditures (\$)	Percent Complete	Scheduled Completion Date
	3 Facility Assessment and Inventory					
	5 Inspect Channels	\$500.00		\$20.53	4%	
	6 Inspect Levees/Detention and Debris Basins					
	8 Species Survey and Removal					
	10 Clean and Reshape Channels/Levees	\$500.00		\$0.00	0%	
	15 Repair Lined Channel					
	20 Erosion Control and Repair					
	21 Provide/Maintain Dust Control					
	25 Clean Detention/Debris Basins					
	35 Fence Repair					
	40 Vegetation Control - Chemical					
	45 Vegetation Control - Mechanical					
	50 Maintain Access Road					
	55 Clean & Inspect Inlet/Outlet Structures					
	60 Repair Inlet/Outlet Structures					
	65 Clean Storm Sewer Lines					
	70 Storm Sewer Repair					
	75 Clean/Flush Culverts & Bridges					
	80 Miscellaneous Work Activities					
	85 Engineering					
	TOTALS	\$1,000.00	\$0.00	\$20.53		Jun-2017

Delays or Problem Areas:

Work completed during prior fiscal year:

Completed programmed activities.

Work to be completed during current fiscal year:

General maintenance activities.

Consultant/
 Contractor: _____
 Project
 Manager: Albert J. Jankowiak (702) 267-3024

**REGIONAL FLOOD CONTROL DISTRICT
MAINTENANCE WORK PROGRAM
QUARTERLY STATUS REPORT FY 2016-17**

MWP Facility#: HEN 60
Facility Name: PITTMAN SOUTHDGE-ANTHEM
MP Facility ID: PTSA 0000-0091

Entity: CITY OF HENDERSON
Date Prepared: 12/31/2016

Force Account/ Contract	Activity	Approved Work Plan Amount (\$)	Amended Work Plan Amount (\$)	Total Expenditures (\$)	Percent Complete	Scheduled Completion Date
	3 Facility Assessment and Inventory					
	5 Inspect Channels	\$300.00		\$81.78	27%	
	6 Inspect Levees/Detention and Debris Basins					
	8 Species Survey and Removal					
	10 Clean and Reshape Channels/Levees	\$500.00		\$307.25	61%	
	15 Repair Lined Channel					
	20 Erosion Control and Repair					
	21 Provide/Maintain Dust Control					
	25 Clean Detention/Debris Basins					
	35 Fence Repair					
	40 Vegetation Control - Chemical					
	45 Vegetation Control - Mechanical	\$1,000.00		\$0.00	0%	
	50 Maintain Access Road					
	55 Clean & Inspect Inlet/Outlet Structures					
	60 Repair Inlet/Outlet Structures					
	65 Clean Storm Sewer Lines					
	70 Storm Sewer Repair					
	75 Clean/Flush Culverts & Bridges					
	80 Miscellaneous Work Activities					
	85 Engineering					
	TOTALS	\$1,800.00	\$0.00	\$389.03		Jun-2017

Delays or Problem Areas:

Work completed during prior fiscal year:

Completed programmed activities.

Work to be completed during current fiscal year:

General maintenance activities.

Consultant/
Contractor:
Project
Manager: Albert J. Jankowiak (702) 267-3024

**MAINTENANCE WORK PROGRAM
QUARTERLY STATUS REPORT FY 2016-17**

MWP Facility#: HEN 61
 Facility Name: PITTMAN EAST HEADWORKS DB
 MP Facility ID: PTEA 0760-0773

Entity: CITY OF HENDERSON
 Date Prepared: 12/31/2016

Force Account/ Contract	Activity	Approved Work Plan Amount (\$)	Amended Work Plan Amount (\$)	Total Expenditures (\$)	Percent Complete	Scheduled Completion Date
	3 Facility Assessment and Inventory					
	5 Inspect Channels	\$1,000.00		\$0.00	0%	
	6 Inspect Levees/Detention and Debris Basins	\$2,500.00		\$1,527.33	61%	
	8 Species Survey and Removal					
	10 Clean and Reshape Channels/Levees					
	15 Repair Lined Channel					
	20 Erosion Control and Repair					
	21 Provide/Maintain Dust Control	\$500.00		\$0.00	0%	
	25 Clean Detention/Debris Basins	\$2,000.00		\$0.00	0%	
	35 Fence Repair					
	40 Vegetation Control - Chemical					
	45 Vegetation Control - Mechanical	\$1,000.00		\$0.00	0%	
	50 Maintain Access Road					
	55 Clean & Inspect Inlet/Outlet Structures	\$1,000.00		\$0.00	0%	
	60 Repair Inlet/Outlet Structures					
	65 Clean Storm Sewer Lines					
	70 Storm Sewer Repair					
	75 Clean/Flush Culverts & Bridges					
	80 Miscellaneous Work Activities					
	85 Engineering	\$10,000.00		\$316.84	3%	
	TOTALS	\$18,000.00	\$0.00	\$1,844.17		Jun-2017

Delays or Problem Areas:

Work completed during prior fiscal year:

Completed programmed activities.

Work to be completed during current fiscal year:

Act 85 - 5-yr major update of EAP information. General maintenance activities.

Consultant/
 Contractor:
 Project
 Manager: Albert J. Jankowiak

(702) 267-3024

**REGIONAL FLOOD CONTROL DISTRICT
MAINTENANCE WORK PROGRAM
QUARTERLY STATUS REPORT FY 2016-17**

MWP Facility#: HEN 62
Facility Name: C-1 CHANNEL-RACETRACK
MP Facility ID: C1RT 0001-0040

Entity: CITY OF HENDERSON
Date Prepared: 12/31/2016

Force Account/ Contract	Activity	Approved Work Plan Amount (\$)	Amended Work Plan Amount (\$)	Total Expenditures (\$)	Percent Complete	Scheduled Completion Date
	3 Facility Assessment and Inventory					
	5 Inspect Channels	\$300.00	\$300.00	\$20.18	7%	
	6 Inspect Levees/Detention and Debris Basins					
	8 Species Survey and Removal					
	10 Clean and Reshape Channels/Levees	\$500.00	\$300.00	\$0.00	0%	
	15 Repair Lined Channel					
	20 Erosion Control and Repair					
	21 Provide/Maintain Dust Control					
	25 Clean Detention/Debris Basins					
	35 Fence Repair					
	40 Vegetation Control - Chemical					
	45 Vegetation Control - Mechanical	\$500.00	\$300.00	\$0.00	0%	
	50 Maintain Access Road					
	55 Clean & Inspect Inlet/Outlet Structures					
	60 Repair Inlet/Outlet Structures					
	65 Clean Storm Sewer Lines					
	70 Storm Sewer Repair					
	75 Clean/Flush Culverts & Bridges					
	80 Miscellaneous Work Activities					
	85 Engineering		\$190.10	\$190.10	100%	
	TOTALS	\$1,800.00	\$1,090.10	\$210.28		Jun-2017

Delays or Problem Areas:

Work completed during prior fiscal year:

Completed programmed activities.

Work to be completed during current fiscal year:

General maintenance activities.

Consultant/
Contractor: _____
Project
Manager: Albert J. Jankowiak (702) 267-3024

**REGIONAL FLOOD CONTROL DISTRICT
MAINTENANCE WORK PROGRAM
SECOND QUARTER - FY 2016-17**

MWP Facility #: LV51
 Facility Name: Cedar Avenue Channel/Nellis System
 MP Facility ID: CACH 0000 - 0148,
CABZ 0000 - 0010, CACN 0000 - 0049,
LVBZ 0166 - 0224

Entity: City of Las Vegas
 Date Prepared: 1/30/2017

Force Account/Contract	Activity	Work Plan Amount (\$)	Amended Work Plan Amount (\$)	Expended To Date (\$)	Percent Complete	Scheduled Completion Date *
FA	03 Facility Assessment and Inventory	\$5,000.00	\$2,000.00			Jun-17
FA	05 Inspect Channels					
	06 Inspect Levees/Detention and Debris Basins					
	08 Species Survey and Removal					
FA	10 Clean and Reshape Channels/Levees	\$20,000.00	\$11,000.00			Jun-17
FA	15 Repair Lined Channel	\$5,000.00	\$3,000.00			Jun-17
	20 Erosion Control and Repair					
	21 Provide/Maintain Dust Control					
	25 Clean Detention Debris Basins					
	35 Fence Repair					
	40 Vegetation Control - Chemical					
	45 Vegetation Control - Mechanical					
	50 Maintain Access Road					
FA	55 Clean & Inspect Inlet/Outlet Structures	\$10,000.00	\$5,000.00			Jun-17
	60 Repair Inlet/Outlet Structures					
FA	65 Clean Storm Sewer Lines	\$2,000.00	\$2,000.00			Jun-17
FA	70 Storm Sewer Repair	\$1,000.00	\$1,000.00			Jun-17
FA	75 Clean/Flush Culverts & Bridges	\$2,000.00	\$2,000.00			Jun-17
FA	80 Miscellaneous Work Activities	\$4,000.00	\$4,000.00			Jun-17
FA	85 Engineering	\$1,000.00	\$20,000.00	\$18,776.99		Jun-17
TOTALS		\$50,000.00	\$50,000.00	\$18,776.99	37.6%	

Delays or Problem Areas:

Work completed during prior Fiscal Year:

Clean open channel twice a year (CACH 0000-0148) and graffiti removal. Routine maintenance work activities.

Work to be completed during current Fiscal Year:

Inspect and clean storm drain facilities. Clean open channel twice a year (CACH 0000-0148) and graffiti removal. Routine maintenance work activities.

Consultant/Contractor: N/A
 Project Manager: Oh Sang Kwon, P.E./Michael Strudivant, P.E. Phone Number: 702-229-6541

**REGIONAL FLOOD CONTROL DISTRICT
MAINTENANCE WORK PROGRAM
SECOND QUARTER - FY 2016-17**

MWP Facility #: LV52
 Facility Name: Gowan/Angel Pk/Lone Mtn System
 MP Facility ID: GONO 0000 - 0225, GOSO 0000 - 0462, GODU 0000 - 0050,
 GOOF 0427 - 0775, GOCR 0180 - 0201, GOLB 0000 - 0030
 GOLM 0000 - 0277, GOBU 0000 - 0085, GOBW 0000 - 0052,
 APDG 0000 - 0060, APOF 0000 - 0124, APP1 0000 - 0056, GOTE 0000
 GOO2 0000 - 0257, APNO 0015, APNO 0012, GOLO 0152-0275
 APSP 0000 - 0183, APBE 0000 - 0122, APSO 0000, APSO 0020,
 APSO 0204, APSO 0254, APSO 0255, APSO 0345, APMD 0027,
 APMD 0132, APMD 0190 - 0258, GOL2 0000 - 0014, APD3 0000 - 0021, GOWC 0000,
 GOL4 0000 - 0026, APFH 0000 - 0061, APAD 0000 - 0225, APCB 0000 - 0080

Entity: City of Las Vegas
 Date Prepared: 1/30/2017

Force Account/ Contract	Activity	Work Plan Amount (\$)	Amended Work Plan Amount (\$)	Expended To Date (\$)	Percent Complete	Scheduled Completion Date *
FA 03	Facility Assessment and Inventory	\$5,000.00	\$5,000.00			Jun-17
FA 05	Inspect Channels	\$5,000.00	\$5,000.00			Jun-17
FA 06	Inspect Levees/Detention and Debris Basins	\$5,000.00	\$5,000.00			Jun-17
FA 08	Species Survey and Removal	\$20,000.00	\$5,000.00			Jun-17
	10 Clean and Reshape Channels/Levees					
FA 15	Repair Lined Channel	\$45,000.00	\$45,000.00	\$40,989.67		Jun-17
FA 20	Erosion Control and Repair	\$50,000.00	\$50,000.00			Jun-17
FA 21	Provide/Maintain Dust Control	\$10,000.00	\$5,000.00			Jun-17
FA 25	Clean Detention Debris Basins	\$80,000.00	\$70,000.00			Jun-17
FA 35	Fence Repair	\$5,000.00	\$5,000.00			Jun-17
	40 Vegetation Control - Chemical					
FA 45	Vegetation Control - Mechanical	\$20,000.00	\$20,000.00			Jun-17
	50 Maintain Access Road					
FA 55	Clean & Inspect Inlet/Outlet Structures	\$40,000.00	\$40,000.00			Jun-17
FA 60	Repair Inlet/Outlet Structures	\$130,000.00	\$130,000.00	\$44,346.49		Jun-17
	65 Clean Storm Sewer Lines					
FA 70	Storm Sewer Repair	\$20,000.00	\$20,000.00			Jun-17
FA 75	Clean/Flush Culverts & Bridges	\$5,000.00	\$5,000.00			Jun-17
FA 80	Miscellaneous Work Activities	\$10,000.00	\$10,000.00			Jun-17
FA 85	Engineering	\$50,000.00	\$80,000.00	\$71,014.20		Jun-17
TOTALS		\$500,000.00	\$500,000.00	\$156,350.36	31.3%	

Delays or Problem Areas:

Work completed during prior Fiscal Year:

Graffiti and trash removal within the Gilmore Channel (GOLM 0150 - 0240). Repaired Joint Seal in Gilmore Channel.. Clean and inspect detention basins. Routine maintenance work activities.

Work to be completed during current Fiscal Year:

Graffiti and trash removal within the Gilmore Channel (GOLM 0150 - 0240). Modify inlet structure at Lone Mountain Detention Basin for access. Repair erosion damages in embankment of the detention basins. Clean and inspect detention basins. Routine maintenance work activities.

Consultant/Contractor: N/A

Project

Manager: Oh Sang Kwon, P.E./Michael Sturdivant, P.E.

Phone Number:

702-229-6541

**REGIONAL FLOOD CONTROL DISTRICT
MAINTENANCE WORK PROGRAM
SECOND QUARTER - FY 2016-17**

MWP Facility #: LV53
 Facility Name: Lake Mead/Smoke Ranch/Washington System
 MP Facility ID: LVLN 0336 - 0525, LVSR 0312 - 0525,
LV15 0284 - 0409, LVOW 0000 - 0351,
LVRA 0000 - 0066, LVPK 0000 - 0130

Entity: City of Las Vegas
 Date Prepared: 1/30/2017

Force Account/Contract	Activity	Work Plan Amount (\$)	Amended Work Plan Amount (\$)	Expended To Date (\$)	Percent Complete	Scheduled Completion Date *
FA 03	Facility Assessment and Inventory	\$5,000.00				Jun-17
FA 05	Inspect Channels	\$3,000.00				Jun-17
	06 Inspect Levees/Detention and Debris Basins					
	08 Species Survey and Removal					
FA 10	Clean and Reshape Channels/Levees	\$2,500.00				Jun-17
FA 15	Repair Lined Channel	\$3,500.00				Jun-17
	20 Erosion Control and Repair					
	21 Provide/Maintain Dust Control					
	25 Clean Detention Debris Basins					
FA 35	Fence Repair	\$2,000.00				Jun-17
	40 Vegetation Control - Chemical					
	43 Vegetation Control - Mechanical					
	50 Maintain Access Road					
FA 55	Clean & Inspect Inlet/Outlet Structures	\$16,000.00				Jun-17
FA 60	Repair Inlet/Outlet Structures	\$5,000.00				Jun-17
FA 65	Clean Storm Sewer Lines	\$2,500.00				Jun-17
FA 70	Storm Sewer Repair	\$5,000.00				Jun-17
	75 Clean/Flush Culverts & Bridges					
FA 80	Miscellaneous Work Activities	\$2,500.00				Jun-17
FA 85	Engineering	\$3,000.00				Jun-17
TOTALS		\$50,000.00	\$0.00	\$0.00	0.0%	

Delays or Problem Areas:

Work completed during prior Fiscal Year:

Remove debris, clean drop inlets, and repair any damages. Routine maintenance work activities.

Work to be completed during current Fiscal Year:

Routine maintenance work activities.

Consultant/Contractor: N/A
 Project Manager: Oh Sang kwon, P.E./Michael Strudivant, P.E. Phone Number: 702-229-6541

**REGIONAL FLOOD CONTROL DISTRICT
MAINTENANCE WORK PROGRAM
SECOND QUARTER - FY 2016-17**

MWP Facility #: LV54
Facility Name: Las Vegas Wash System
MP Facility ID: LVMD 1069 - 1354

Entity: City of Las Vegas
Date Prepared: 1/30/2017

Force Account/Contract	Activity	Work Plan Amount (\$)	Amended Work Plan Amount (\$)	Expended To Date (\$)	Percent Complete	Scheduled Completion Date *
FA	03 Facility Assessment and Inventory	\$25,000.00	\$15,000.00			Jun-17
FA	05 Inspect Channels	\$20,000.00	\$20,000.00			Jun-17
	06 Inspect Levees/Detention and Debris Basins					
FA	08 Species Survey and Removal	\$10,000.00	\$10,000.00			Jun-17
FA	10 Clean and Reshape Channels/Levees	\$75,000.00	\$75,000.00	\$28,779.96		Jun-17
FA	15 Repair Lined Channel	\$325,000.00	\$325,000.00			Jun-17
	20 Erosion Control and Repair					
	21 Provide/Maintain Dust Control					
	25 Clean Detention Debris Basins					
FA	35 Fence Repair	\$20,000.00	\$20,000.00	\$1,467.48		Jun-17
	40 Vegetation Control - Chemical					
FA	45 Vegetation Control - Mechanical	\$175,000.00	\$175,000.00	\$120,764.00		Jun-17
	50 Maintain Access Road					
	55 Clean & Inspect Inlet/Outlet Structures					
	60 Repair Inlet/Outlet Structures					
	65 Clean Storm Sewer Lines					
FA	70 Storm Sewer Repair	\$5,000.00	\$5,000.00			Jun-17
FA	75 Clean/Flush Culverts & Bridges	\$5,000.00	\$5,000.00			Jun-17
FA	80 Miscellaneous Work Activities	\$10,000.00	\$10,000.00			Jun-17
FA	85 Engineering	\$30,000.00	\$40,000.00	\$36,885.73		Jun-17
TOTALS		\$700,000.00	\$700,000.00	\$187,897.17	26.8%	

Delays or Problem Areas:

Work completed during prior Fiscal Year:

Bi-annual vegetation control and erosion control along the Las Vegas Wash. Removed sediments and trash.

Work to be completed during current Fiscal Year:

Repair Mat along Las Vegas Wash between Washington Avenue and Stewart Avenue (LVMD 1120 – 1178) for erosion control. Provide bi-annual vegetation control. Continue with the sediment removal. Routine maintenance work activities.

Consultant/Contractor: N/A
Project Manager: Oh Sang Kwon, P.E./Michael Strudivant, P.E. Phone Number: 702-229-6541

**REGIONAL FLOOD CONTROL DISTRICT
MAINTENANCE WORK PROGRAM
SECOND QUARTER - FY 2016-17**

MWP Facility #: LV55
Facility Name: Meadows/Oakey System
MP Facility ID: LCME 0000 - 0085, MECH 0059 - 0420,
MEAL 0000 - 0258, MEPA 0000 - 0025, MEOK 0000 - 0217

Entity: City of Las Vegas
Date Prepared: 1/30/2017

Force Account/Contract	Activity	Work Plan Amount (\$)	Amended Work Plan Amount (\$)	Expended To Date (\$)	Percent Complete	Scheduled Completion Date *
FA 03	Facility Assessment and Inventory	\$10,000.00	\$10,000.00			Jun-17
	05 Inspect Channels					
	06 Inspect Levees/Detention and Debris Basins					
	08 Species Survey and Removal					
FA 10	Clean and Reshape Channels/Levees	\$8,000.00	\$3,000.00			Jun-17
FA 15	Repair Lined Channel	\$5,000.00	\$5,000.00			Jun-17
	20 Erosion Control and Repair					
	21 Provide/Maintain Dust Control					
FA 25	Clean Detention Debris Basins	\$10,000.00	\$10,000.00	\$3,059.40		Jun-17
	35 Fence Repair					
	40 Vegetation Control - Chemical					
	45 Vegetation Control - Mechanical					
FA 50	Maintain Access Road	\$35,000.00	\$5,000.00			
FA 55	Clean & Inspect Inlet/Outlet Structures	\$8,000.00	\$8,000.00			Jun-17
FA 60	Repair Inlet/Outlet Structures	\$8,000.00	\$8,000.00			Jun-17
	65 Clean Storm Sewer Lines					
FA 70	Storm Sewer Repair	\$8,000.00	\$3,000.00			Jun-17
FA 75	Clean/Flush Culverts & Bridges	\$1,000.00	\$1,000.00			Jun-17
FA 80	Miscellaneous Work Activities	\$2,000.00	\$2,000.00			Jun-17
FA 85	Engineering	\$5,000.00	\$45,000.00	\$34,709.89		Jun-17
TOTALS		\$100,000.00	\$100,000.00	\$37,769.29	37.8%	

Delays or Problem Areas:

Work completed during prior Fiscal Year:

Removed sediment from Oakey DB and Meadows DB. Provided concrete pad at the inlet structure of Oakey Detention Basin for access. Provided Low flow channel to eliminate the standing water. Routine maintenance work activities.

Work to be completed during current Fiscal Year:

Continue to repair and clean storm drain facilities. Remove sediment and vegetation from the detention basins. Routine maintenance work activities.

Consultant/Contractor: N/A
Project Manager: Oh Sang Kwon, P.E./Michael Strudivant, P.E. Phone Number: 702-229-6541

**REGIONAL FLOOD CONTROL DISTRICT
MAINTENANCE WORK PROGRAM
SECOND QUARTER - FY 2016-17**

MWP Facility #: LV56
 Facility Name: Washington Ave/Las Vegas Creek System
 MP Facility ID: LCLT 0000 - 0034, WAPR 0000 - 0132,
FWUP 0000 - 0100, LVWH 0086 - 0484,
FW15 0000 - 0301, FWOK 0000 - 0100, FWWL 0000,
FWCH 0000 - 0060, FWSH 0000, LCCH 0513 - 0543,
LCLO 0000 - 0054, WAGC 0000 - 0060, CHRA 0000 - 0014

Entity: City of Las Vegas
 Date Prepared: 1/30/2016

Force Account/ Contract	Activity	Work Plan Amount (\$)	Amended Work Plan Amount (\$)	Expended To Date (\$)	Percent Complete	Scheduled Completion Date *
FA 03	Facility Assessment and Inventory	\$10,000.00				Jun-17
FA 05	Inspect Channels	\$10,000.00				Jun-17
	06 Inspect Levees/Detention and Debris Basins					
	08 Species Survey and Removal					
FA 10	Clean and Reshape Channels/Levees	\$65,000.00				Jun-17
FA 15	Repair Lined Channel	\$70,000.00				Jun-17
	20 Erosion Control and Repair					
	21 Provide/Maintain Dust Control					
	25 Clean Detention Debris Basins					
	35 Fence Repair					
	40 Vegetation Control - Chemical					
	45 Vegetation Control - Mechanical					
	50 Maintain Access Road					
FA 55	Clean & Inspect Inlet/Outlet Structures	\$20,000.00				Jun-17
FA 60	Repair Inlet/Outlet Structures	\$5,000.00				Jun-17
FA 65	Clean Storm Sewer Lines	\$10,000.00				Jun-17
FA 70	Storm Sewer Repair	\$10,000.00				Jun-17
FA 75	Clean/Flush Culverts & Bridges	\$10,000.00				Jun-17
FA 80	Miscellaneous Work Activities	\$5,000.00				Jun-17
FA 85	Engineering	\$10,000.00				Jun-17
TOTALS		\$225,000.00	\$0.00	\$0.00	0.0%	

Delays or Problem Areas:

Work completed during prior Fiscal Year:

Perform repair and cleaning of storm-drain facilities. Removed and clear vegetation from the Rainbow Detention Basins. Routine maintenance work activities. Repair riprap channel along Rancho Drive from Desert Inn Road to Teddy Drive. Replaced cable fencing along the Rainbow Detention Basins.

Work to be completed during current Fiscal Year:

Perform repair and cleaning of storm drain facilities. Repair erosion damages in embankment of the detention basin. Repair erosion damages in Rainbow Detention Basin. Routine maintenance work activities.

Consultant/Contractor: N/A
 Project
 Manager: Oh Sang Kwon, P.E./Michael Strudivant, P.E. Phone Number: 702-229-6541

**REGIONAL FLOOD CONTROL DISTRICT
MAINTENANCE WORK PROGRAM
SECOND QUARTER - FY 2016-17**

MWP Facility #: LV57
 Facility Name: US95/OuterBeltway/Ann Road System
 MP Facility ID: RCHO 0000 - 0071, ANWE 0127 - 0385, CNWE 0314
 RCHB 0000 - 0250, RCBC 0004, LVMD 2324 - 2789,
 EKDB 0000 - 0070, GOAN 0000 - 0127, ANRB 0000
 CNGT 0000 - 0247, CNKC 0000 - 0024
 EKHU 0000 - 0023, BCHU 0000 - 0054, TSDB 0000,
 MSNV 0000, LVMJ 0000, LVDE 0003 - 0027,
 CN95 0199 - 0333, EKBU 0000, LVMD 3313-3316
 RACO 0001-0064, BRDB 0000-0032, TSDB 0011

Entity: City of Las Vegas
 Date Prepared: 1/30/2016

Force Account/Contract	Activity	Work Plan Amount (\$)	Amended Work Plan Amount (\$)	Expended To Date (\$)	Percent Complete	Scheduled Completion Date
FA 03	Facility Assessment and Inventory	\$10,000.00	\$10,000.00			Jun-17
05	Inspect Channels					
06	Inspect Levees/Detention and Debris Basins					
08	Species Survey and Removal					
10	Clean and Reshape Channels/Levees					
FA 15	Repair Lined Channel	\$25,000.00	\$25,000.00			Jun-17
FA 20	Erosion Control and Repair	\$105,000.00	\$105,000.00			Jun-17
FA 21	Provide/Maintain Dust Control	\$50,000.00	\$40,000.00			Jun-17
FA 25	Clean Detention Debris Basins	\$500,000.00	\$450,000.00			Jun-17
FA 35	Fence Repair	\$20,000.00	\$20,000.00			Jun-17
40	Vegetation Control - Chemical					
45	Vegetation Control - Mechanical					
FA 50	Maintain Access Road	\$40,000.00	\$40,000.00			Jun-17
FA 55	Clean & Inspect Inlet/Outlet Structures	\$5,000.00	\$5,000.00			Jun-17
FA 60	Repair Inlet/Outlet Structures	\$200,000.00	\$200,000.00			Jun-17
FA 65	Clean Storm Sewer Lines	\$10,000.00	\$10,000.00			Jun-17
FA 70	Storm Sewer Repair	\$20,000.00	\$20,000.00			Jun-17
FA 75	Clean/Flush Culverts & Bridges	\$5,000.00	\$5,000.00			Jun-17
FA 80	Miscellaneous Work Activities	\$5,000.00	\$5,000.00			Jun-17
FA 85	Engineering	\$5,000.00	\$65,000.00	\$57,272.17		Jun-17
TOTALS		\$1,000,000.00	\$1,000,000.00	\$57,272.17	5.7%	

Delays or Problem Areas:

Work completed during prior Fiscal Year:

Debris removal and repair Kyle Canyon Detention Basin. Modified trash rack in Kyle Canyon Detention Basin. Installed sidewalk depth gauge and sediment depth gauge in the Kyle Canyon Detention Basin. Constructed control of access to the Kyle Canyon DB. Routine maintenance work activities.

Work to be completed during current Fiscal Year:

Provide maintenance access road to the inlets and outlets of the Elkhorn Springs Detention Basin. Sediment and vegetation removal from the detention basins. Routine maintenance work activities.

Consultant/Contractor: N/A
 Project
 Manager: Oh Sang Kwon, P.E./Michael Strudivant, P.E. Phone Number: 702-229-6541

REGIONAL FLOOD CONTROL DISTRICT
MAINTENANCE WORK PROGRAM
QUARTERLY STATUS REPORT - FY 2016-2017

MWP Facility #: **ME01**

Facility Name: **Mesquite Town Wash**

MP Facility ID: **TOWA-0000 thru 0201**

Entity: **City of Mesquite**

Date Prepared: **1/20/2017**

	Activity	Approved Work Plan Amount (\$)	Amended Work Plan Amount (\$)	Expended To Date (\$)	Percent Complete	Scheduled Completion Date
3	Facility Assessment & Inventory	\$0.00	\$0.00	\$0.00		
5	Inspect Channels	\$300.00	\$300.00	\$156.64		
6	Inspect Levees/Detention & Debris Basins	\$0.00	\$0.00	\$0.00		
8	Species Survey & Removal	\$0.00	\$0.00	\$0.00		
10	Clean and Reshape Channels	\$6,900.00	\$6,900.00	\$3,374.00		
15	Repair Lined Channel	\$3,000.00	\$3,000.00	\$0.00		
20	Provide/Maintain Erosion Control	\$0.00	\$0.00	\$0.00		
21	Provide/Maintain Dust Control	\$0.00	\$0.00	\$0.00		
25	Clean & Inspect Detention Debris Basins	\$0.00	\$0.00	\$0.00		
35	Fence Repair	\$0.00	\$0.00	\$0.00		
40	Vegetation Control - Chemical	\$3,800.00	\$3,800.00	\$3,373.34		
45	Vegetation Control - Mechanical	\$2,000.00	\$2,000.00	\$0.00		
50	Maintain Access Road	\$0.00	\$0.00	\$0.00		
55	Clean & Inspect Inlet/Outlet Structures	\$0.00	\$0.00	\$0.00		
60	Repair Inlet/Outlet Structures	\$0.00	\$0.00	\$0.00		
65	Clean Storm Sewer Lines	\$0.00	\$0.00	\$0.00		
70	Storm Sewer Repair	\$0.00	\$0.00	\$0.00		
75	Clean/Flush Culverts & Bridges	\$0.00	\$0.00	\$0.00		
80	Miscellaneous Work Activities	\$3,000.00	\$3,000.00	\$0.00		
85	Engineering	\$0.00	\$0.00	\$0.00		
	TOTALS	\$19,000.00	\$19,000.00	\$6,903.98		Jun-17

Delays or problem areas:

Work completed during previous fiscal year:

Work to be completed during next fiscal year:

Project Manager: _____


Bill Tanner

Phone No: _____

(702) 346-5237

REGIONAL FLOOD CONTROL DISTRICT
MAINTENANCE WORK PROGRAM
QUARTERLY STATUS REPORT - FY 2016-2017

MWP Facility #: **ME02**
Facility Name: **Abbott Wash Channel**
MP Facility ID: **ABWA-0000 thru 0233**

Entity: **City of Mesquite**
Date Prepared: **1/20/2017**

	Activity	Approved Work Plan Amount (\$)	Amended Work Plan Amount (\$)	Expended To Date (\$)	Percent Complete	Scheduled Completion Date
3	Facility Assessment & Inventory	\$0.00	\$0.00	\$0.00		
5	Inspect Channels	\$300.00	\$300.00	\$156.64		
6	Inspect Levees/Detention & Debris Basins	\$0.00	\$0.00	\$0.00		
8	Species Survey & Removal	\$0.00	\$0.00	\$0.00		
10	Clean and Reshape Channels	\$3,000.00	\$3,000.00	\$0.00		
15	Repair Lined Channel	\$0.00	\$0.00	\$0.00		
20	Provide/Maintain Erosion Control	\$3,000.00	\$3,000.00	\$0.00		
21	Provide/Maintain Dust Control	\$2,000.00	\$2,000.00	\$0.00		
25	Clean & Inspect Detention Debris Basins	\$0.00	\$0.00	\$0.00		
35	Fence Repair	\$0.00	\$0.00	\$0.00		
40	Vegetation Control - Chemical	\$2,500.00	\$2,500.00	\$2,500.00		
45	Vegetation Control - Mechanical	\$1,000.00	\$1,000.00	\$0.00		
50	Maintain Access Road	\$0.00	\$0.00	\$0.00		
55	Clean & Inspect Inlet/Outlet Structures	\$0.00	\$0.00	\$0.00		
60	Repair Inlet/Outlet Structures	\$0.00	\$0.00	\$0.00		
65	Clean Storm Sewer Lines	\$0.00	\$0.00	\$0.00		
70	Storm Sewer Repair	\$0.00	\$0.00	\$0.00		
75	Clean/Flush Culverts & Bridges	\$500.00	\$500.00	\$0.00		
80	Miscellaneous Work Activities	\$2,000.00	\$2,000.00	\$539.83		
85	Engineering	\$0.00	\$0.00	\$0.00		
	TOTALS	\$14,300.00	\$14,300.00	\$3,196.47		Jun-17

Delays or problem areas:

Work completed during previous fiscal year:

Work to be completed during next fiscal year:

Project Manager: Bill Tanner
Bill Tanner

Phone No: (702) 346-5237

REGIONAL FLOOD CONTROL DISTRICT
MAINTENANCE WORK PROGRAM
QUARTERLY STATUS REPORT - FY 2016-2017

MWP Facility #: **ME04**
Facility Name: **Town Wash Detention Basin**
MP Facility ID: **TOWA-0237 thru 0239, MNTP 0000**


Entity: **City of Mesquite**
Date Prepared: **1/20/2017**

Activity	Approved Work Plan Amount (\$)	Amended Work Plan Amount (\$)	Expended To Date (\$)	Percent Complete	Scheduled Completion Date
3 Facility Assessment & Inventory	\$0.00	\$0.00	\$0.00		
5 Inspect Channels	\$0.00	\$0.00	\$0.00		
6 Inspect Levees/Detention & Debris Basins	\$2,500.00	\$2,500.00	\$700.00		
8 Species Survey & Removal	\$0.00	\$0.00	\$0.00		
10 Clean and Reshape Channels	\$0.00	\$0.00	\$0.00		
15 Repair Lined Channel	\$0.00	\$0.00	\$0.00		
20 Provide/Maintain Erosion Control	\$0.00	\$7,250.00	\$7,250.00		
21 Provide/Maintain Dust Control	\$4,000.00	\$0.00	\$0.00		
25 Clean & Inspect Detention Debris Basins	\$450,000.00	\$450,000.00	\$441,398.50		
35 Fence Repair	\$0.00	\$0.00	\$0.00		
40 Vegetation Control - Chemical	\$0.00	\$0.00	\$0.00		
45 Vegetation Control - Mechanical	\$0.00	\$0.00	\$0.00		
50 Maintain Access Road	\$800.00	\$370.00	\$0.00		
55 Clean & Inspect Inlet/Outlet Structures	\$1,000.00	\$1,000.00	\$0.00		
60 Repair Inlet/Outlet Structures	\$0.00	\$0.00	\$0.00		
65 Clean Storm Sewer Lines	\$0.00	\$0.00	\$0.00		
70 Storm Sewer Repair	\$0.00	\$0.00	\$0.00		
75 Clean/Flush Culverts & Bridges	\$0.00	\$0.00	\$0.00		
80 Miscellaneous Work Activities	\$4,000.00	\$1,180.00	\$1,180.00		
85 Engineering	\$5,000.00	\$5,000.00	\$515.66		
TOTALS	\$467,300.00	\$467,300.00	\$451,044.16		Jun-17

Delays or problem areas:

Work completed during previous fiscal year:

Work to be completed during next fiscal year:

Project Manager: 
Bill Tanner

Phone No: (702) 346-5237

REGIONAL FLOOD CONTROL DISTRICT
MAINTENANCE WORK PROGRAM
QUARTERLY STATUS REPORT - FY 2016-2017

MWP Facility #: ME07
Facility Name: Pulsipher Wash
MP Facility ID: PUWA-0000 thru 0165

Entity: City of Mesquite
Date Prepared: 1/20/2017

Activity	Approved Work Plan Amount (\$)	Amended Work Plan Amount (\$)	Expended To Date (\$)	Percent Complete	Scheduled Completion Date
3 Facility Assessment & Inventory	\$0.00	\$0.00	\$0.00		
5 Inspect Channels	\$300.00	\$300.00	\$156.64		
6 Inspect Levees/Detention & Debris Basins	\$0.00	\$0.00	\$0.00		
8 Species Survey & Removal	\$0.00	\$0.00	\$0.00		
10 Clean and Reshape Channels	\$14,000.00	\$7,866.47	\$0.00		
15 Repair Lined Channel	\$0.00	\$0.00	\$0.00		
20 Provide/Maintain Erosion Control	\$7,000.00	\$7,000.00	\$0.00		
21 Provide/Maintain Dust Control	\$2,000.00	\$2,000.00	\$0.00		
25 Clean & Inspect Detention Debris Basins	\$0.00	\$0.00	\$0.00		
35 Fence Repair	\$0.00	\$0.00	\$0.00		
40 Vegetation Control - Chemical	\$3,000.00	\$3,000.00	\$2,936.66		
45 Vegetation Control - Mechanical	\$0.00	\$0.00	\$0.00		
50 Maintain Access Road	\$0.00	\$0.00	\$0.00		
55 Clean & Inspect Inlet/Outlet Structures	\$0.00	\$0.00	\$0.00		
60 Repair Inlet/Outlet Structures	\$0.00	\$0.00	\$0.00		
65 Clean Storm Sewer Lines	\$0.00	\$0.00	\$0.00		
70 Storm Sewer Repair	\$0.00	\$0.00	\$0.00		
75 Clean/Flush Culverts & Bridges	\$0.00	\$0.00	\$0.00		
80 Miscellaneous Work Activities	\$3,100.00	\$9,233.53	\$9,233.53		
85 Engineering	\$0.00	\$0.00	\$0.00		
TOTALS	\$29,400.00	\$29,400.00	\$12,326.83		Jun-17
Delays or problem areas:					
Work completed during previous fiscal year:					
Work to be completed during next fiscal year:					

Project Manager: 
Bill Tanner

Phone No: (702) 346-5237

REGIONAL FLOOD CONTROL DISTRICT
MAINTENANCE WORK PROGRAM
QUARTERLY STATUS REPORT - FY 2016-2017

MWP Facility #: **ME08**
Facility Name: **Abbott Wash Detention Basin**
MP Facility ID: **ABWA-0234 thru 0236**

Entity: **City of Mesquite**
Date Prepared: **1/20/2017**

Activity	Approved Work Plan Amount (\$)	Amended Work Plan Amount (\$)	Expended To Date (\$)	Percent Complete	Scheduled Completion Date
3 Facility Assessment & Inventory	\$0.00	\$0.00	\$0.00		
5 Inspect Channels	\$0.00	\$0.00	\$0.00		
6 Inspect Levees/Detention & Debris Basins	\$2,500.00	\$2,500.00	\$700.00		
8 Species Survey & Removal	\$0.00	\$0.00	\$0.00		
10 Clean and Reshape Channels	\$0.00	\$0.00	\$0.00		
15 Repair Lined Channel	\$0.00	\$0.00	\$0.00		
20 Provide/Maintain Erosion Control	\$5,000.00	\$5,000.00	\$0.00		
21 Provide/Maintain Dust Control	\$2,000.00	\$2,000.00	\$0.00		
25 Clean & Inspect Detention Debris Basins	\$48,000.00	\$48,000.00	\$6,197.50		
35 Fence Repair	\$0.00	\$0.00	\$0.00		
40 Vegetation Control - Chemical	\$1,000.00	\$1,000.00	\$0.00		
45 Vegetation Control - Mechanical	\$0.00	\$0.00	\$0.00		
50 Maintain Access Road	\$1,000.00	\$1,000.00	\$0.00		
55 Clean & Inspect Inlet/Outlet Structures	\$2,500.00	\$2,500.00	\$0.00		
60 Repair Inlet/Outlet Structures	\$0.00	\$0.00	\$0.00		
65 Clean Storm Sewer Lines	\$0.00	\$0.00	\$0.00		
70 Storm Sewer Repair	\$0.00	\$0.00	\$0.00		
75 Clean/Flush Culverts & Bridges	\$0.00	\$0.00	\$0.00		
80 Miscellaneous Work Activities	\$1,000.00	\$1,000.00	\$786.25		
85 Engineering	\$5,000.00	\$5,000.00	\$831.34		
TOTALS	\$ 68,000.00	\$ 68,000.00	\$ 8,515.09		Jun-17

Delays or problem areas:

Work completed during previous fiscal year:

Work to be completed during next fiscal year:

Project Manager: Bill Tanner
Bill Tanner

Phone No: (702) 346-5237

REGIONAL FLOOD CONTROL DISTRICT
MAINTENANCE WORK PROGRAM
QUARTERLY STATUS REPORT - FY 2016-2017

MWP Facility #: **ME09**
Facility Name: **Pulsipher Wash Detention Basin**
MP Facility ID: **PUWA-0166 thru 0168**

Entity: **City of Mesquite**
Date Prepared: **1/20/2017**

Activity	Approved Work Plan Amount (\$)	Amended Work Plan Amount (\$)	Expended To Date (\$)	Percent Complete	Scheduled Completion Date
3 Facility Assessment & Inventory	\$0.00	\$0.00	\$0.00		
5 Inspect Channels	\$0.00	\$0.00	\$0.00		
6 Inspect Levees/Detention & Debris Basins	\$2,500.00	\$2,500.00	\$700.00		
8 Species Survey & Removal	\$0.00	\$0.00	\$0.00		
10 Clean and Reshape Channels	\$0.00	\$0.00	\$0.00		
15 Repair Lined Channel	\$0.00	\$0.00	\$0.00		
20 Provide/Maintain Erosion Control	\$7,700.00	\$7,700.00	\$0.00		
21 Provide/Maintain Dust Control	\$2,000.00	\$2,000.00	\$0.00		
25 Clean & Inspect Detention Debris Basins	\$10,000.00	\$10,000.00	\$0.00		
35 Fence Repair	\$0.00	\$0.00	\$0.00		
40 Vegetation Control - Chemical	\$1,000.00	\$1,000.00	\$0.00		
45 Vegetation Control - Mechanical	\$1,000.00	\$1,000.00	\$0.00		
50 Maintain Access Road	\$0.00	\$0.00	\$0.00		
55 Clean & Inspect Inlet/Outlet Structures	\$2,500.00	\$2,500.00	\$0.00		
60 Repair Inlet/Outlet Structures	\$0.00	\$0.00	\$0.00		
65 Clean Storm Sewer Lines	\$0.00	\$0.00	\$0.00		
70 Storm Sewer Repair	\$0.00	\$0.00	\$0.00		
75 Clean/Flush Culverts & Bridges	\$0.00	\$0.00	\$0.00		
80 Miscellaneous Work Activities	\$1,000.00	\$1,000.00	\$656.25		
85 Engineering	\$2,000.00	\$2,000.00	\$2,000.00		
TOTALS	\$29,700.00	\$29,700.00	\$3,356.25		Jun-17

Delays or problem areas:

Work completed during previous fiscal year:

Work to be completed during next fiscal Year:

Project Manager: 
Bill Tanner

Phone No: (702) 346-5237

**REGIONAL FLOOD CONTROL DISTRICT
MAINTENANCE WORK PROGRAM
2ND Qtr FY 2016-2017 (Dec 2016)**

MWP Facility #: NLV01
Facility Name: Las Vegas Wash - "N" Channel
MP Facility ID: LVNC 0000-0164

Entity: City of North Las Vegas
Date Prepared: 01/24/17

Force Account/ Contract	Activity	Requested Work Plan Amount (\$)	Reallocation Amount (\$)	Amended Work Plan Amount (\$)	Expended to Date (\$)	Balance Remaining (\$)	Percent Complete	Scheduled Completion Date
	3 Facility Assessment and Inventory	\$ 500.00		\$ 500.00	48.72	451.28	10%	
	5 Inspect Channels	\$ 500.00		\$ 500.00	159.93	340.07	32%	
	6 Inspect Levees/Detention Basin & Debris Basins	\$ -		\$ -	0.00	0.00		
	8 Species Survey and Removal	\$ -		\$ -	0.00	0.00		
	10 Clean and Reshape Channel/Levees	\$ 23,500.00	(15,000.00)	\$ 8,500.00	0.00	8,500.00	0%	
	15 Repair Lined Channel	\$ -		\$ -	0.00	0.00		
	20 Erosion Control and Repair	\$ -		\$ -	0.00	0.00		
	21 Provide/Maintain Dust Control	\$ 2,000.00		\$ 2,000.00	0.00	2,000.00	0%	
	25 Clean Detention/Debris Basin	\$ -		\$ -	0.00	0.00		
	35 Fence Repair	\$ 2,000.00		\$ 2,000.00	0.00	2,000.00	0%	
	40 Vegetation Control - Chemical	\$ 2,000.00		\$ 2,000.00	0.00	2,000.00	0%	
	45 Vegetation Control - Mechanical	\$ -		\$ -	0.00	0.00		
	50 Maintain Access Road	\$ 7,500.00		\$ 7,500.00	0.00	7,500.00	0%	
	55 Clean & Inspect Inlet/Outlet Structures	\$ -		\$ -	0.00	0.00		
	60 Repair Inlet/Outlet Structures	\$ -		\$ -	0.00	0.00		
	65 Clean Storm Sewer Lines	\$ 14,075.00		\$ 14,075.00	7,485.36	6,589.64	53%	
	70 Storm Sewer Repair	\$ -		\$ -	0.00	0.00		
	75 Clear/Flush Culverts & Bridges	\$ 1,500.00		\$ 1,500.00	0.00	1,500.00	0%	
	80 Miscellaneous Work Activities	\$ 24,000.00	(9,402.19)	\$ 14,597.81	1,704.68	12,893.13	12%	
	85 Engineering	\$ -		\$ -	0.00	0.00		
	TOTALS	\$ 77,575.00	(24,402.19)	\$ 53,172.81	\$ 9,398.69	43,774.12		06/30/17

Delays or problem areas:

Work completed during prior fiscal year: Cleaned the vegetation and reshaped channel, cleaned the outlet structures and provided maintenance of access roads. Estimated completion of the line channel to be late Fall of 2016

Work to be completed during current fiscal year: Clean vegetation with mower attachment for the City's backhoe, reshape channel, clean outlet structures and provide maintenance of access roads.

Consultant/
Contractor:
Project
Manager: John Runiks

633-1267

**REGIONAL FLOOD CONTROL DISTRICT
MAINTENANCE WORK PROGRAM
2ND Qtr FY 2016-2017 (Dec 2016)**

MWP Facility #: NLV02
Facility Name: Las Vegas Wash - Middle
MP Facility ID: LVMD 1648-1877

Entity: City of North Las Vegas
Date Prepared: 01/24/17

Force Account/ Contract	Activity	Requested Work Plan Amount (\$)	Reallocation Amount (\$)	Amended Work Plan Amount (\$)	Expended to Date (\$)	Balance Remaining (\$)	Percent Complete	Scheduled Completion Date
	3 Facility Assessment and Inventory	\$ 500.00		\$ 500.00	48.72	451.28	10%	
	5 Inspect Channels	\$ 2,000.00		\$ 2,000.00	1,359.41	640.59	68%	
	6 Inspect Levees/Detention Basin & Debris Basins	\$ -		\$ -	0.00	0.00		
	8 Species Survey and Removal	\$ -		\$ -	0.00	0.00		
	10 Clean and Reshape Channel/Levees	\$ 23,500.00	(20,000.00)	\$ 3,500.00	0.00	3,500.00	0%	
	15 Repair Lined Channel	\$ -		\$ -	0.00	0.00		
	20 Erosion Control and Repair	\$ 3,500.00	4,121.32	\$ 7,621.32	7,621.32	0.00	100%	
	21 Provide/Maintain Dust Control	\$ 2,000.00		\$ 2,000.00	0.00	2,000.00	0%	
	25 Clean Detention/Debris Basin	\$ -		\$ -	0.00	0.00		
	35 Fence Repair	\$ 19,000.00	(10,000.00)	\$ 9,000.00	2,493.50	6,506.50	28%	
	40 Vegetation Control - Chemical	\$ 9,000.00	(4,000.00)	\$ 5,000.00	0.00	5,000.00	0%	
	45 Vegetation Control - Mechanical	\$ 15,000.00	(10,000.00)	\$ 5,000.00	0.00	5,000.00	0%	
	50 Maintain Access Road	\$ 17,500.00	(9,121.32)	\$ 8,378.68	0.00	8,378.68	0%	
	55 Clean & Inspect Inlet/Outlet Structures	\$ 5,000.00		\$ 5,000.00	0.00	5,000.00	0%	
	60 Repair Inlet/Outlet Structures	\$ -		\$ -	0.00	0.00		
	65 Clean Storm Sewer Lines	\$ 14,071.00		\$ 14,071.00	2,441.13	11,629.87	17%	
	70 Storm Sewer Repair	\$ -		\$ -	0.00	0.00		
	75 Clean/Flush Culverts & Bridges	\$ 5,000.00		\$ 5,000.00	0.00	5,000.00	0%	
	80 Miscellaneous Work Activities	\$ 36,500.00	(5,000.00)	\$ 31,500.00	21,382.40	10,117.60	68%	
	85 Engineering			\$ -	0.00	0.00		
	TOTALS	\$ 152,571.00	(54,000.00)	\$ 98,571.00	35,346.48	63,224.52		06/30/17

Delays or problem areas:

Work completed during prior fiscal year: Staff has completed major vegetation removal and maintenance of the access roads and cleaned the trash within the channel. Major fence repairs were required.

Work to be completed during current fiscal year: Staff will clean all of the channel within and provide maintenance of all access roads.

Consultant/
Contractor:
Project
Manager: John Runiks

633-1267

**Regional Flood Control District
Maintenance Work Program
2ND Qtr FY 2016-2017 (Dec 2016)**

MWP Facility #: NLV03
Facility Name: Las Vegas Wash - King Charles Channel
MP Facility ID: LVKC 0000-0097

Entity: City of North Las Vegas
Date Prepared: 01/24/17

Force Account/ Contract	Activity	Requested Work Plan Amount (\$)	Reallocation Amount (\$)	Amended Work Plan Amount (\$)	Expended to Date (\$)	Balance Remaining (\$)	Percent Complete	Scheduled Completion Date
95	3 Facility Assessment and Inventory	\$ 500.00		\$ 500.00	48.72	451.28	10%	
	5 Inspect Channels	\$ 500.00		\$ 500.00	319.86	180.14	64%	
	6 Inspect Levees/Detention Basin & Debris Basins	\$ -		\$ -	0.00	0.00		
	8 Species Survey and Removal	\$ -		\$ -	0.00	0.00		
	10 Clean and Reshape Channel/Levees	\$ 4,000.00		\$ 4,000.00	0.00	4,000.00	0%	
	15 Repair Lined Channel	\$ -		\$ -	0.00	0.00		
	20 Erosion Control and Repair	\$ 3,500.00		\$ 3,500.00	0.00	3,500.00	0%	
	21 Provide/Maintain Dust Control	\$ -		\$ -	0.00	0.00		
	25 Clean Detention/Debris Basin	\$ -		\$ -	0.00	0.00		
	35 Fence Repair	\$ 2,000.00		\$ 2,000.00	0.00	2,000.00	0%	
	40 Vegetation Control - Chemical	\$ 3,000.00		\$ 3,000.00	0.00	3,000.00	0%	
	45 Vegetation Control - Mechanical	\$ -		\$ -	0.00	0.00		
	50 Maintain Access Road	\$ 1,000.00		\$ 1,000.00	0.00	1,000.00	0%	
	55 Clean & Inspect Inlet/Outlet Structures	\$ -		\$ -	0.00	0.00		
	60 Repair Inlet/Outlet Structures	\$ -		\$ -	0.00	0.00		
	65 Clean Storm Sewer Lines	\$ 14,071.00		\$ 14,071.00	11,156.25	2,914.75	79%	
	70 Storm Sewer Repair	\$ -		\$ -	0.00	0.00		
	75 Clean/Flush Culverts & Bridges	\$ 2,000.00		\$ 2,000.00	0.00	2,000.00	0%	
	80 Miscellaneous Work Activities	\$ 26,500.00	(15,000.00)	\$ 11,500.00	1,982.56	9,517.44	17%	
	85 Engineering			\$ -	0.00	0.00		
TOTALS		57,071.00	(15,000.00)	\$ 42,071.00	\$ 13,507.39	28,563.61		06/30/17

Delays or problem areas:

Work completed during prior fiscal year: General maintenance was completed.

Work to be completed during current fiscal year: Clean vegetation and any debris from the channel, repair fencing as needed, and clean inlets and outlets.

Consultant/
Contractor:
Project
Manager: John Runiks

633-1267

**Regional Flood Control District
Maintenance Work Program
2ND Qtr FY 2016-2017 (Dec 2016)**

MWP Facility #: NLV04
Facility Name: Vandenberg Detention Basin
MP Facility ID: RWWE 0055-0350, RWRR 0000-0092,
RWWA 0000-0104, RWLA 0000-0047, RWCC 0000

Entity: City of North Las Vegas
Date Prepared: 01/24/17

Force Account/ Contract	Activity	Requested Work Plan Amount (\$)	Reallocation Amount (\$)	Amended Work Plan Amount (\$)	Expended to Date (\$)	Balance Remaining (\$)	Percent Complete	Scheduled Completion Date
	3 Facility Assessment and Inventory	\$ 500.00		\$ 500.00	48.72	451.28	10%	
	5 Inspect Channels	\$ 500.00		\$ 500.00	0.00	500.00	0%	
	6 Inspect Levees/Detention Basin & Debris Basins	\$ 500.00		\$ 500.00	266.90	233.10	53%	
	8 Species Survey and Removal	\$ -		\$ -	0.00	0.00		
	10 Clean and Reshape Channel/Levees	\$ 4,000.00		\$ 4,000.00	0.00	4,000.00	0%	
	15 Repair Lined Channel	\$ -		\$ -	0.00	0.00		
	20 Erosion Control and Repair	\$ 13,000.00	(8,000.00)	\$ 5,000.00	0.00	5,000.00	0%	
	21 Provide/Maintain Dust Control	\$ 10,000.00	(5,000.00)	\$ 5,000.00	0.00	5,000.00	0%	
	25 Clean Detention/Debris Basin	\$ 8,000.00		\$ 8,000.00	0.00	8,000.00	0%	
	35 Fence Repair	\$ 13,000.00	(6,000.00)	\$ 7,000.00	410.75	6,589.25	6%	
	40 Vegetation Control - Chemical	\$ 5,000.00		\$ 5,000.00	0.00	5,000.00	0%	
	45 Vegetation Control - Mechanical	\$ 1,000.00		\$ 1,000.00	0.00	1,000.00	0%	
	50 Maintain Access Road	\$ 1,500.00		\$ 1,500.00	0.00	1,500.00	0%	
	55 Clean & Inspect Inlet/Outlet Structures	\$ 3,500.00	(1,500.00)	\$ 2,000.00	0.00	2,000.00	0%	
	60 Repair Inlet/Outlet Structures	\$ -		\$ -	0.00	0.00		
	65 Clean Storm Sewer Lines	\$ 14,071.00		\$ 14,071.00	4,556.67	9,514.33	32%	
	70 Storm Sewer Repair	\$ -		\$ -	0.00	0.00		
	75 Clean/Flush Culverts & Bridges	\$ 3,500.00		\$ 3,500.00	0.00	3,500.00	0%	
	80 Miscellaneous Work Activities	\$ 24,000.00	(10,000.00)	\$ 14,000.00	4,258.29	9,741.71	30%	
	85 Engineering			\$ -	0.00	0.00		
	TOTALS	\$ 102,071.00	(30,500.00)	\$ 71,571.00	\$ 9,541.33	62,029.67		06/30/17

Delays or problem areas:

Work completed during prior fiscal year: Staff provided erosion control, dust control as needed, fence repairs and vegetation removal, cleaned inlet and outlet structures and maintenance access roads.

Work to be completed during current fiscal year: Staff will provide erosion control, dust control, fence repairs and provide vegetation removal, clean inlet and outlet structures and maintain access roads.

Consultant/
Contractor:
Project
Manager: John Runiks

633-1267

**Regional Flood Control District
Maintenance Work Program
2ND Qtr FY 2016-2017 (Dec 2016)**

MWP Facility #: NLV05
Facility Name: North Las Vegas Detention Basin
MP Facility ID: LVUP 0388-0405

Entity: City of North Las Vegas
Date Prepared: 01/24/17

Force Account/ Contract	Activity	Requested Work Plan Amount (\$)	Reallocation Amount (\$)	Amended Work Plan Amount (\$)	Expended to Date (\$)	Balance Remaining (\$)	Percent Complete	Scheduled Completion Date
	3 Facility Assessment and Inventory	\$ 500.00		\$ 500.00	48.72	451.28	10%	
	5 Inspect Channels	\$ 500.00		\$ 500.00	0.00	500.00	0%	
	6 Inspect Levees/Detention Basin & Debris Basins	\$ 2,000.00		\$ 2,000.00	478.72	1,521.28	24%	
	8 Species Survey and Removal	\$ -		\$ -	0.00	0.00		
	10 Clean and Reshape Channel/Levees	\$ -		\$ -	0.00	0.00		
	15 Repair Lined Channel	\$ -		\$ -	0.00	0.00		
	20 Erosion Control and Repair	\$ -		\$ -	0.00	0.00		
	21 Provide/Maintain Dust Control	\$ 20,000.00	(12,000.00)	\$ 8,000.00	0.00	8,000.00	0%	
	25 Clean Detention/Debris Basin	\$ 80,000.00	(71,512.35)	\$ 8,487.65	0.00	8,487.65	0%	
	35 Fence Repair	\$ 2,000.00		\$ 2,000.00	0.00	2,000.00	0%	
	40 Vegetation Control - Chemical	\$ -		\$ -	0.00	0.00		
	45 Vegetation Control - Mechanical	\$ 43,000.00	(22,564.51)	\$ 20,435.49	0.00	20,435.49	0%	
	50 Maintain Access Road	\$ 2,000.00		\$ 2,000.00	0.00	2,000.00	0%	
	55 Clean & Inspect Inlet/Outlet Structures	\$ 3,500.00		\$ 3,500.00	0.00	3,500.00	0%	
	60 Repair Inlet/Outlet Structures	\$ -		\$ -	0.00	0.00		
	65 Clean Storm Sewer Lines	\$ -		\$ -	0.00	0.00		
	70 Storm Sewer Repair	\$ -		\$ -	0.00	0.00		
	75 Clean/Flush Culverts & Bridges	\$ -		\$ -	0.00	0.00		
	80 Miscellaneous Work Activities	\$ 24,000.00	(9,151.28)	\$ 14,848.72	1,258.60	13,590.12	8%	
	85 Engineering			\$ -	0.00	0.00		
	TOTALS	\$ 177,500.00	(115,228.14)	\$ 62,271.86	\$ 1,786.04	60,485.82		06/30/17

Delays or problem areas:

Work completed during prior fiscal year: Staff provided erosion control, dust control as needed, fence repairs as needed, provided vegetation removal, cleaned inlet and outlets and maintained access roads.

Work to be completed during current fiscal year: Staff will provide erosion control, maintain dust control, maintenance access roads, clean outlets and inlets, remove vegetation and provide fence repairs.

Consultant/
Contractor: _____
Project
Manager: John Runiks

633-1267

**Regional Flood Control District
Maintenance Work Program
2ND Qtr FY 2016-2017 (Dec 2016)**

MWP Facility #: NLV06
Facility Name: Upper Las Vegas Wash Detention Basin and Moccasin Levee
MP Facility ID: LVUP 0908-1077

Entity: City of North Las Vegas
Date Prepared: 01/24/17

Force Account/ Contract	Activity	Requested Work Plan Amount (\$)	Reallocation Amount (\$)	Amended Work Plan Amount (\$)	Expended to Date (\$)	Balance Remaining (\$)	Percent Complete	Scheduled Completion Date
	3 Facility Assessment and Inventory	\$ 500.00		\$ 500.00	48.72	451.28	10%	
	5 Inspect Channels	\$ 500.00		\$ 500.00	0.00	500.00	0%	
	6 Inspect Levees/Detention Basin & Debris Basins	\$ 3,500.00		\$ 3,500.00	956.36	2,543.64	27%	
	8 Species Survey and Removal	\$ 3,000.00		\$ 3,000.00	0.00	3,000.00	0%	
	10 Clean and Reshape Channel/Levees	\$ 8,000.00	(3,000.00)	\$ 5,000.00	0.00	5,000.00	0%	
	15 Repair Lined Channel	\$ -		\$ -	0.00	0.00		
	20 Erosion Control and Repair	\$ 40,000.00	(32,500.00)	\$ 7,500.00	0.00	7,500.00	0%	
	21 Provide/Maintain Dust Control	\$ 20,000.00	(12,500.00)	\$ 7,500.00	0.00	7,500.00	0%	
	25 Clean Detention/Debris Basin	\$ 40,000.00	(32,500.00)	\$ 7,500.00	0.00	7,500.00	0%	
	35 Fence Repair	\$ 3,500.00		\$ 3,500.00	0.00	3,500.00	0%	
	40 Vegetation Control - Chemical	\$ 3,000.00		\$ 3,000.00	0.00	3,000.00	0%	
	45 Vegetation Control - Mechanical	\$ 5,500.00	(1,500.00)	\$ 4,000.00	0.00	4,000.00	0%	
	50 Maintain Access Road	\$ 1,500.00		\$ 1,500.00	0.00	1,500.00	0%	
	55 Clean & Inspect Inlet/Outlet Structures	\$ -		\$ -	0.00	0.00		
	60 Repair Inlet/Outlet Structures	\$ -		\$ -	0.00	0.00		
	65 Clean Storm Sewer Lines	\$ -		\$ -	0.00	0.00		
	70 Storm Sewer Repair	\$ -		\$ -	0.00	0.00		
	75 Clean/Flush Culverts & Bridges	\$ -		\$ -	0.00	0.00		
	80 Miscellaneous Work Activities	\$ 22,500.00	(11,500.00)	\$ 11,000.00	3,098.34	7,901.66	28%	
	85 Engineering	\$ -		\$ -	0.00	0.00		
	TOTALS	\$ 151,500.00	(93,500.00)	\$ 58,000.00	\$ 4,103.42	53,896.58		06/30/17

Delays or problem areas:

Work completed during prior fiscal year: Staff provided erosion control, dust control as needed, fence repairs, vegetation removal, cleaned inlet and outlet structures, maintained access roads and provided scheduled maintenance on the levee.

Work to be completed during current fiscal year: Staff will provide erosion and dust control, remove vegetation, provide fence repairs, clean outlets and inlets, maintain access roads and inspect/monitor levee.

Consultant/
Contractor:
Project
Manager: John Runiks

633-1267

**Regional Flood Control District
Maintenance Work Program
2ND Qtr FY 2016-2017 (Dec 2016)**

MWP Facility #: NLV07
Facility Name: Carey/Lake Mead Detention Basin
MP Facility ID: LVLM 0000-0270

Entity: City of North Las Vegas
Date Prepared: 01/24/17

Force Account/ Contract	Activity	Requested Work Plan Amount (\$)	Reallocation Amount (\$)	Amended Work Plan Amount (\$)	Expended to Date (\$)	Balance Remaining (\$)	Percent Complete	Scheduled Completion Date
	3 Facility Assessment and Inventory	\$ 500.00		\$ 500.00	48.72	451.28	10%	
	5 Inspect Channels	\$ -		\$ -	0.00	0.00		
	6 Inspect Levees/Detention Basin & Debris Basins	\$ 500.00		\$ 500.00	319.86	180.14	64%	
	8 Species Survey and Removal	\$ 1,500.00		\$ 1,500.00	0.00	1,500.00	0%	
	10 Clean and Reshape Channel/Levees	\$ -		\$ -	0.00	0.00		
	15 Repair Lined Channel	\$ -		\$ -	0.00	0.00		
	20 Erosion Control and Repair	\$ 15,000.00	(9,876.65)	\$ 5,123.35	0.00	5,123.35	0%	
	21 Provide/Maintain Dust Control	\$ 10,000.00	(5,000.00)	\$ 5,000.00	0.00	5,000.00	0%	
	25 Clean Detention/Debris Basin	\$ 12,000.00	351,648.24	\$ 363,648.24	363,648.24	0.00	100%	
	35 Fence Repair	\$ 6,500.00	1,225.00	\$ 7,725.00	7,725.00	0.00	100%	
	40 Vegetation Control - Chemical	\$ 5,000.00	(1,500.00)	\$ 3,500.00	0.00	3,500.00	0%	
	45 Vegetation Control - Mechanical	\$ 10,000.00	(5,000.00)	\$ 5,000.00	285.17	4,714.83	6%	
	50 Maintain Access Road	\$ -		\$ -	0.00	0.00		
	55 Clean & Inspect Inlet/Outlet Structures	\$ 5,000.00	(2,000.00)	\$ 3,000.00	0.00	3,000.00	0%	
	60 Repair Inlet/Outlet Structures	\$ -		\$ -	0.00	0.00		
	65 Clean Storm/Sewer Lines	\$ 14,071.00	(1,995.79)	\$ 12,075.21	0.00	12,075.21	0%	
	70 Storm Sewer Repair	\$ -		\$ -	0.00	0.00		
	75 Clean/Flush Culverts & Bridges	\$ 2,000.00		\$ 2,000.00	0.00	2,000.00	0%	
	80 Miscellaneous Work Activities	\$ 21,000.00	4,077.04	\$ 25,077.04	25,077.04	0.00	100%	
	85 Engineering	\$ -		\$ -	0.00	0.00		
	TOTALS	\$ 103,071.00	331,577.84	\$ 434,648.84	\$ 397,104.03	37,544.81		06/30/17

Delays or problem areas:

Work completed during prior fiscal year: Staff provided erosion control and cleaned trash and debris. We were able to clean out one of two box culverts due to the size that comes from NLV 15. Fencing was repaired, vegetation removed and cleaned out outlet structures, maintained access roads and provide major dust control.

Work to be completed during current fiscal year: Staff will provide dust control, vegetation removal, repair damage fencing as needed.

Consultant/
Contractor:
Project
Manager: John Runiks

633-1267

**Regional Flood Control District
Maintenance Work Program
2ND Qtr FY 2016-2017 (Dec 2016)**

MWP Facility #: NLV08
Facility Name: Gowan Outfall Channel
MP Facility ID: GOOF 0000-0224, GOCR 0000-0080,
GOLO 0000-0100

Entity: City of North Las Vegas
Date Prepared: 01/24/17

Force Account/ Contract	Activity	Requested Work Plan Amount (\$)	Reallocation Amount (\$)	Amended Work Plan Amount (\$)	Expended to Date (\$)	Balance Remaining (\$)	Percent Complete	Scheduled Completion Date
	3 Facility Assessment and Inventory	\$ 500.00		\$ 500.00	48.72	451.28	10%	
	5 Inspect Channels	\$ 500.00		\$ 500.00	479.79	20.21	96%	
	6 Inspect Levees/Detention Basin & Debris Basins	\$ -		\$ -	0.00	0.00		
	8 Species Survey and Removal	\$ -		\$ -	0.00	0.00		
	10 Clean and Reshape Channel/Levees	\$ 3,500.00		\$ 3,500.00	0.00	3,500.00	0%	
	15 Repair Lined Channel	\$ -		\$ -	0.00	0.00		
	20 Erosion Control and Repair	\$ -		\$ -	0.00	0.00		
	21 Provide/Maintain Dust Control	\$ -		\$ -	0.00	0.00		
	25 Clean Detention/Debris Basin	\$ -		\$ -	0.00	0.00		
	35 Fence Repair	\$ 5,000.00		\$ 5,000.00	0.00	5,000.00	0%	
	40 Vegetation Control - Chemical	\$ 3,000.00		\$ 3,000.00	0.00	3,000.00	0%	
	45 Vegetation Control - Mechanical	\$ 3,000.00		\$ 3,000.00	0.00	3,000.00	0%	
	50 Maintain Access Road	\$ -		\$ -	0.00	0.00		
	55 Clean & Inspect Inlet/Outlet Structures	\$ -		\$ -	0.00	0.00		
	60 Repair Inlet/Outlet Structures	\$ -		\$ -	0.00	0.00		
	65 Clean Storm Sewer Lines	\$ 14,071.00	(3,000.00)	\$ 11,071.00	2,121.21	8,949.79	19%	
	70 Storm Sewer Repair	\$ -		\$ -	0.00	0.00		
	75 Clean/Flush Culverts & Bridges	\$ 8,000.00	(3,000.00)	\$ 5,000.00	0.00	5,000.00	0%	
	80 Miscellaneous Work Activities	\$ 24,000.00	(8,000.00)	\$ 16,000.00	5,323.36	10,676.64	33%	
	85 Engineering	\$ -		\$ -	0.00	0.00		
	TOTALS	\$ 61,571.00	(14,000.00)	\$ 47,571.00	\$ 7,973.08	39,597.92		06/30/17

Delays or problem areas:

Work completed during prior fiscal year: Repaired fencing, provide vegetation removal using mower, maintained access roads.

Work to be completed during current fiscal year: Staff will remove any trash and debris, repair fencing, maintain access roads, remove vegetation and clean inlet and outlet structures.

Consultant/
Contractor:
Project
Manager: John Runiks

633-1267

**Regional Flood Control District
Maintenance Work Program
2ND Qtr FY 2016-2017 (Dec 2016)**

MWP Facility #: NLV10
Facility Name: Upper Las Vegas Wash
MP Facility ID: LVUP 0446-0493

Entity: City of North Las Vegas
Date Prepared: 01/24/17

Force Account/ Contract	Activity	Requested Work Plan Amount (\$)	Reallocation Amount (\$)	Amended Work Plan Amount (\$)	Expended to Date (\$)	Balance Remaining (\$)	Percent Complete	Scheduled Completion Date
	3 Facility Assessment and Inventory	\$ 500.00		\$ 500.00	48.72	451.28	10%	
	5 Inspect Channels	\$ 500.00		\$ 500.00	0.00	500.00	0%	
	6 Inspect Levees/Detention Basin & Debris Basins	\$ -		\$ -	0.00	0.00		
	8 Species Survey and Removal	\$ -		\$ -	0.00	0.00		
	10 Clean and Reshape Channel/Levees	\$ -		\$ -	0.00	0.00		
	15 Repair Lined Channel	\$ -		\$ -	0.00	0.00		
	20 Erosion Control and Repair	\$ -		\$ -	0.00	0.00		
	21 Provide/Maintain Dust Control	\$ -		\$ -	0.00	0.00		
	25 Clean Detention/Debris Basin	\$ -		\$ -	0.00	0.00		
	35 Fence Repair	\$ -		\$ -	0.00	0.00		
	40 Vegetation Control - Chemical	\$ -		\$ -	0.00	0.00		
	45 Vegetation Control - Mechanical	\$ -		\$ -	0.00	0.00		
	50 Maintain Access Road	\$ -		\$ -	0.00	0.00		
	55 Clean & Inspect Inlet/Outlet Structures	\$ -		\$ -	0.00	0.00		
	60 Repair Inlet/Outlet Structures	\$ -		\$ -	0.00	0.00		
	65 Clean Storm Sewer Lines	\$ -	5,561.43	\$ 5,561.43	5,561.43	0.00	100%	
	70 Storm Sewer Repair	\$ -		\$ -	0.00	0.00		
	75 Clean/Flush Culverts & Bridges	\$ -		\$ -	0.00	0.00		
	80 Miscellaneous Work Activities	\$ 22,000.00	(8,561.43)	\$ 13,438.57	649.40	12,789.17	5%	
	85 Engineering			\$ -	0.00	0.00		
	TOTALS	\$ 23,000.00	(3,000.00)	\$ 20,000.00	\$ 6,259.55	13,740.45		06/30/17

Delays or problem areas:

Work completed during prior fiscal year: Staff provided erosion control, dust control, fencing repairs, removed vegetation, and cleaned inlet and outlet structures.

Work to be completed during current fiscal year: Staff will remove any debris and trash, provide fencing repairs as needed, maintain access roads, remove vegetation and clean outlet and inlet structures.

Consultant/
Contractor:
Project
Manager: John Runiks

633-1267

**Regional Flood Control District
Maintenance Work Program
2ND Qtr FY 2016-2017 (Dec 2016)**

MWP Facility #: NLV11
Facility Name: Clayton Street Channel
MP Facility ID: LV03 0000-0131, LVSM 0000-0109

Entity: City of North Las Vegas
Date Prepared: 01/24/17

Force Account/ Contract	Activity	Requested Work Plan Amount (\$)	Reallocation Amount (\$)	Amended Work Plan Amount (\$)	Expended to Date (\$)	Balance Remaining (\$)	Percent Complete	Scheduled Completion Date
	3 Facility Assessment and Inventory	\$ 500.00		\$ 500.00	48.72	451.28	10%	
	5 Inspect Channels	\$ 500.00		\$ 500.00	78.89	421.11	16%	
	6 Inspect Levees/Detention Basin & Debris Basins	\$ -		\$ -	0.00	0.00		
	8 Species Survey and Removal	\$ -		\$ -	0.00	0.00		
	10 Clean and Reshape Channel/Levees	\$ 5,000.00		\$ 5,000.00	0.00	5,000.00	0%	
	15 Repair Lined Channel	\$ -		\$ -	0.00	0.00		
	20 Erosion Control and Repair	\$ -		\$ -	0.00	0.00		
	21 Provide/Maintain Dust Control	\$ -		\$ -	0.00	0.00		
	25 Clean Detention/Debris Basin	\$ -		\$ -	0.00	0.00		
	35 Fence Repair	\$ 4,500.00		\$ 4,500.00	0.00	4,500.00	0%	
	40 Vegetation Control - Chemical	\$ 3,000.00		\$ 3,000.00	0.00	3,000.00	0%	
	45 Vegetation Control - Mechanical	\$ -		\$ -	0.00	0.00		
	50 Maintain Access Road	\$ -		\$ -	0.00	0.00		
	55 Clean & Inspect Inlet/Outlet Structures	\$ 2,000.00		\$ 2,000.00	0.00	2,000.00	0%	
	60 Repair Inlet/Outlet Structures	\$ -		\$ -	0.00	0.00		
	65 Clean Storm Sewer Lines	\$ 14,071.00		\$ 14,071.00	8,845.74	5,225.26	63%	
	70 Storm Sewer Repair	\$ -		\$ -	0.00	0.00		
	75 Clean/Flush Culverts & Bridges	\$ 1,000.00		\$ 1,000.00	0.00	1,000.00	0%	
	80 Miscellaneous Work Activities	\$ 22,000.00	(9,000.00)	\$ 13,000.00	2,191.73	10,808.27	17%	
	85 Engineering			\$ -	0.00	0.00		
	TOTALS	\$ 52,571.00	(9,000.00)	\$ 43,571.00	\$ 11,165.08	32,405.92		06/30/17

Delays or problem areas: .

Work completed during prior fiscal year: Staff repaired fencing, provided vegetation removal, and cleaned inlet and outlet structures.

Work to be completed during current fiscal year: Staff will provide fencing repairs as needed, provide vegetation removal, and clean inlet and outlet structures.

Consultant/
Contractor:
Project
Manager: John Runiks

633-1267

**Regional Flood Control District
Maintenance Work Program
2ND Qtr FY 2016-2017 (Dec 2016)**

MWP Facility #: NLV12
Facility Name: Lower Las Vegas Detention Basin
MP Facility ID: LVMD 1905-2055

Entity: City of North Las Vegas
Date Prepared: 01/24/17

Force Account/ Contract	Activity	Requested Work Plan Amount (\$)	Reallocation Amount (\$)	Amended Work Plan Amount (\$)	Expended to Date (\$)	Balance Remaining (\$)	Percent Complete	Scheduled Completion Date
	3 Facility Assessment and Inventory	\$ 500.00		\$ 500.00	48.72	451.28	10%	
	5 Inspect Channels	\$ 500.00		\$ 500.00	319.86	180.14	64%	
	6 Inspect Levees/Detention Basin & Debris Basins	\$ 1,500.00		\$ 1,500.00	0.00	1,500.00	0%	
	8 Species Survey and Removal	\$ 1,500.00		\$ 1,500.00	0.00	1,500.00	0%	
	10 Clean and Reshape Channel/Levees	\$ -		\$ -	0.00	0.00		
	15 Repair Lined Channel	\$ -		\$ -	0.00	0.00		
	20 Erosion Control and Repair	\$ 15,000.00	(7,500.00)	\$ 7,500.00	0.00	7,500.00	0%	
	21 Provide/Maintain Dust Control	\$ 10,000.00	(6,200.21)	\$ 3,799.79	0.00	3,799.79	0%	
	25 Clean Detention/Debris Basin	\$ 10,000.00	204,620.65	\$ 214,620.65	214,620.65	0.00	100%	
	35 Fence Repair	\$ 6,500.00	(2,500.00)	\$ 4,000.00	0.00	4,000.00	0%	
	40 Vegetation Control - Chemical	\$ 7,000.00	(4,000.00)	\$ 3,000.00	0.00	3,000.00	0%	
	45 Vegetation Control - Mechanical	\$ -		\$ -	0.00	0.00		
	50 Maintain Access Road	\$ 1,000.00		\$ 1,000.00	0.00	1,000.00	0%	
	55 Clean & Inspect Inlet/Outlet Structures	\$ 2,000.00		\$ 2,000.00	0.00	2,000.00	0%	
	60 Repair Inlet/Outlet Structures	\$ -		\$ -	0.00	0.00		
	65 Clean Storm Sewer Lines	\$ 14,071.00	(2,911.62)	\$ 11,159.38	6,351.30	4,808.08	57%	
	70 Storm Sewer Repair	\$ -		\$ -	0.00	0.00		
	75 Clean/Flush Culverts & Bridges	\$ 2,500.00		\$ 2,500.00	0.00	2,500.00	0%	
	80 Miscellaneous Work Activities	\$ 22,000.00	(5,377.39)	\$ 16,622.61	2,365.39	14,257.22	14%	
	85 Engineering			\$ -	0.00	0.00		
	TOTALS	\$ 94,071.00	176,131.43	\$ 270,202.43	\$ 223,705.92	46,496.51		06/30/17

Delays or problem areas:

Work completed during prior fiscal year: Staff provided erosion control, fencing repairs, removed vegetation, cleaned inlet and outlet structures, maintained access roads, and removed large amount of trash and debris from rain events.

Work to be completed during current fiscal year: Staff will remove trash and debris, provide fencing repairs as needed, maintain access roads, clear out vegetation, clean inlet and outlet structures, and remediate any rills within the embankment.

Consultant/
Contractor: _____
Project
Manager: John Runiks

633-1267

**Regional Flood Control District
Maintenance Work Program
2ND Qtr FY 2016-2017 (Dec 2016)**

MWP Facility #: NLV13
Facility Name: West Trib - Ranch House Rd to Lower LV DB
MP Facility ID: ANWE 0000-0122, CNWE 0000
LVMD 2060-2322

Entity: City of North Las Vegas
Date Prepared: 01/24/17

Force Account/ Contract	Activity	Requested Work Plan Amount (\$)	Reallocation Amount (\$)	Amended Work Plan Amount (\$)	Expended to Date (\$)	Balance Remaining (\$)	Percent Complete	Scheduled Completion Date
	3 Facility Assessment and Inventory	\$ 500.00	(139.72)	\$ 360.28	48.72	311.56	14%	
	5 Inspect Channels	\$ 500.00	(500.00)	\$ -	0.00	0.00		
	6 Inspect Levees/Detention Basin & Debris Basins	\$ -	639.72	\$ 639.72	639.72	0.00	100%	
	8 Species Survey and Removal	\$ -		\$ -	0.00	0.00		
	10 Clean and Reshape Channel/Levees	\$ 6,000.00	(2,000.00)	\$ 4,000.00	0.00	4,000.00	0%	
	15 Repair Lined Channel	\$ -		\$ -	0.00	0.00		
	20 Erosion Control and Repair	\$ 3,000.00		\$ 3,000.00	0.00	3,000.00	0%	
	21 Provide/Maintain Dust Control	\$ -		\$ -	0.00	0.00		
	25 Clean Detention/Debris Basin	\$ -		\$ -	0.00	0.00		
	35 Fence Repair	\$ 4,000.00		\$ 4,000.00	0.00	4,000.00	0%	
	40 Vegetation Control - Chemical	\$ 3,000.00		\$ 3,000.00	0.00	3,000.00	0%	
	45 Vegetation Control - Mechanical	\$ -		\$ -	0.00	0.00		
	50 Maintain Access Road	\$ 2,000.00		\$ 2,000.00	0.00	2,000.00	0%	
	55 Clean & Inspect Inlet/Outlet Structures	\$ 2,000.00		\$ 2,000.00	0.00	2,000.00	0%	
	60 Repair Inlet/Outlet Structures	\$ -		\$ -	0.00	0.00		
	65 Clean Storm Sewer Lines	\$ 14,071.00	(5,000.00)	\$ 9,071.00	0.00	9,071.00	0%	
	70 Storm Sewer Repair	\$ -		\$ -	0.00	0.00		
	75 Clean/Flush Culverts & Bridges	\$ 2,000.00		\$ 2,000.00	0.00	2,000.00	0%	
	80 Miscellaneous Work Activities	\$ 21,000.00	(5,000.00)	\$ 16,000.00	5,845.62	10,154.38	37%	
	85 Engineering			\$ -	0.00	0.00		
	TOTALS	\$ 58,071.00	(12,000.00)	\$ 46,071.00	\$ 6,534.06	39,536.94		06/30/17

Delays or problem areas:

Work completed during prior fiscal year: Repaired fencing, provided vegetation removal, cleaned inlet and outlet structures, and maintained access roads.

Work to be completed during current fiscal year: Staff will remove any trash and debris, provide fencing repairs, maintain access roads, clear out vegetation, and clean inlets and outlets.

Consultant/
Contractor:
Project
Manager: John Runiks

633-1267

**Regional Flood Control District
Maintenance Work Program
2ND Qtr FY 2016-2017 (Dec 2016)**

MWP Facility #: NLV14
Facility Name: Tributary to the Western Trib @ Craig Road
MP Facility ID: LV06 0000-0147, LV05 0000-0131,
LVBR 0000-0014, LVCL 0000

Entity: City of North Las Vegas
Date Prepared: 01/24/17

Force Account/ Contract	Activity	Requested Work Plan Amount (\$)	Reallocation Amount (\$)	Amended Work Plan Amount (\$)	Expended to Date (\$)	Balance Remaining (\$)	Percent Complete	Scheduled Completion Date
	3 Facility Assessment and Inventory	\$ 500.00	(219.69)	\$ 280.31	48.72	231.59	17%	
	5 Inspect Channels	\$ 500.00	219.69	\$ 719.69	719.69	0.00	100%	
	6 Inspect Levees/Detention Basin & Debris Basins	\$ -		\$ -	0.00	0.00		
	8 Species Survey and Removal	\$ -		\$ -	0.00	0.00		
	10 Clean and Reshape Channel/Levees	\$ 5,500.00		\$ 5,500.00	0.00	5,500.00	0%	
	15 Repair Lined Channel	\$ -		\$ -	0.00	0.00		
	20 Erosion Control and Repair	\$ -		\$ -	0.00	0.00		
	21 Provide/Maintain Dust Control	\$ -		\$ -	0.00	0.00		
	25 Clean Detention/Debris Basin	\$ -		\$ -	0.00	0.00		
	35 Fence Repair	\$ 3,500.00		\$ 3,500.00	0.00	3,500.00	0%	
	40 Vegetation Control - Chemical	\$ 4,500.00	(1,500.00)	\$ 3,000.00	0.00	3,000.00	0%	
	45 Vegetation Control - Mechanical	\$ -		\$ -	0.00	0.00		
	50 Maintain Access Road	\$ 2,000.00		\$ 2,000.00	0.00	2,000.00	0%	
	55 Clean & Inspect Inlet/Outlet Structures	\$ -		\$ -	0.00	0.00		
	60 Repair Inlet/Outlet Structures	\$ -		\$ -	0.00	0.00		
	65 Clean Storm Sewer Lines	\$ 14,071.00		\$ 14,071.00	13,435.76	635.24	95%	
	70 Storm Sewer Repair	\$ -		\$ -	0.00	0.00		
	75 Clean/Flush Culverts & Bridges	\$ 3,000.00		\$ 3,000.00	0.00	3,000.00	0%	
	80 Miscellaneous Work Activities	\$ 21,000.00	(7,000.00)	\$ 14,000.00	5,394.88	8,605.12	39%	
	85 Engineering	\$ -		\$ -	0.00	0.00		
	TOTALS	\$ 54,571.00	(8,500.00)	\$ 46,071.00	\$ 19,599.05	26,471.95		06/30/17

Delays or problem areas:

Work completed during prior fiscal year: Repaired fencing, provided vegetation removal, cleaned inlet and outlet structures and maintained access roads. Channel completed last year.

Work to be completed during current fiscal year: Staff will remove trash and debris, provide fencing repairs, maintain access roads, remove vegetation and clean inlet and outlet structures.

Consultant/
Contractor:
Project
Manager: John Runiks

633-1267

**Regional Flood Control District
Maintenance Work Program
2ND Qtr FY 2016-2017 (Dec 2016)**

MWP Facility #: NLV15
Facility Name: Las Vegas Wash - Smoke Ranch
MP Facility ID: LVSF 0000-0295, LAAT 0000-0204,
LANO 0000, LAAS 0000-0103

Entity: City of North Las Vegas
Date Prepared: 01/24/17

Force Account/ Contract	Activity	Requested Work Plan Amount (\$)	Reallocation Amount (\$)	Amended Work Plan Amount (\$)	Expended to Date (\$)	Balance Remaining (\$)	Percent Complete	Scheduled Completion Date
	3 Facility Assessment and Inventory	\$ 500.00		\$ 500.00	48.72	451.28	10%	
	5 Inspect Channels	\$ 500.00		\$ 500.00	319.86	180.14	64%	
	6 Inspect Levees/Detention Basin & Debris Basins	\$ -		\$ -	0.00	0.00		
	8 Species Survey and Removal	\$ -		\$ -	0.00	0.00		
	10 Clean and Reshape Channel/Levees	\$ 3,500.00		\$ 3,500.00	0.00	3,500.00	0%	
	15 Repair Lined Channel	\$ -		\$ -	0.00	0.00		
	20 Erosion Control and Repair	\$ 3,000.00		\$ 3,000.00	0.00	3,000.00	0%	
	21 Provide/Maintain Dust Control	\$ -		\$ -	0.00	0.00		
	25 Clean Detention/Debris Basin	\$ -		\$ -	0.00	0.00		
	35 Fence Repair	\$ -		\$ -	0.00	0.00		
	40 Vegetation Control - Chemical	\$ 3,500.00		\$ 3,500.00	0.00	3,500.00	0%	
	45 Vegetation Control - Mechanical	\$ -		\$ -	0.00	0.00		
	50 Maintain Access Road	\$ 2,000.00		\$ 2,000.00	0.00	2,000.00	0%	
	55 Clean & Inspect Inlet/Outlet Structures	\$ 2,500.00		\$ 2,500.00	0.00	2,500.00	0%	
	60 Repair Inlet/Outlet Structures	\$ -		\$ -	0.00	0.00		
	65 Clean Storm Sewer Lines	\$ 14,071.00		\$ 14,071.00	6,351.30	7,719.70	45%	
	70 Storm Sewer Repair	\$ -		\$ -	0.00	0.00		
	75 Clean/Flush Culverts & Bridges	\$ 1,000.00		\$ 1,000.00	0.00	1,000.00	0%	
	80 Miscellaneous Work Activities	\$ 20,000.00	(7,000.00)	\$ 13,000.00	2,685.40	10,314.60	21%	
	85 Engineering			\$ -	0.00	0.00		
	TOTALS	\$ 50,571.00	(7,000.00)	\$ 43,571.00	\$ 9,405.28	34,165.72		06/30/17

Delays or problem areas:

Work completed during prior fiscal year: Repaired fencing, removed vegetation, cleaned outlet and inlet structures, and maintained access roads.

Work to be completed during current fiscal year: Staff will remove trash and debris, provide fencing repairs as needed, maintain access roads, remove vegetation, and clean inlet and outlet structures.

Consultant/
Contractor:
Project
Manager: John Runiks

633-1267

**Regional Flood Control District
Maintenance Work Program
2ND Qtr FY 2016-2017 (Dec 2016)**

MWP Facility #: NLV16
Facility Name: Upper Las Vegas Wash Channel
MP Facility ID: LVLO 0000-0025, TREA 0000- 0134,

Entity: City of North Las Vegas
Date Prepared: 01/24/17

LVUP 0000-0382, CNEA 0000-0176, ANEA 0000, ANEA 0030

Force Account/ Contract	Activity	Requested Work Plan Amount (\$)	Reallocation Amount (\$)	Amended Work Plan Amount (\$)	Expended to Date (\$)	Balance Remaining (\$)	Percent Complete	Scheduled Completion Date
	3 Facility Assessment and Inventory	\$ 500.00	(139.72)	\$ 360.28	48.72	311.56	14%	
	5 Inspect Channels	\$ 500.00	139.72	\$ 639.72	639.72	0.00	100%	
	6 Inspect Levees/Detention Basin & Debris Basins	\$ -		\$ -	0.00	0.00		
	8 Species Survey and Removal	\$ -		\$ -	0.00	0.00		
	10 Clean and Reshape Channel/Levees	\$ 1,000.00		\$ 1,000.00	0.00	1,000.00	0%	
	15 Repair Lined Channel	\$ -		\$ -	0.00	0.00		
	20 Erosion Control and Repair	\$ -	1,317.75	\$ 1,317.75	1,317.75	0.00	100%	
	21 Provide/Maintain Dust Control	\$ -		\$ -	0.00	0.00		
	25 Clean Detention/Debris Basin	\$ -		\$ -	0.00	0.00		
	35 Fence Repair	\$ 3,500.00		\$ 3,500.00	0.00	3,500.00	0%	
	40 Vegetation Control - Chemical	\$ 3,500.00		\$ 3,500.00	0.00	3,500.00	0%	
	45 Vegetation Control - Mechanical	\$ -	2,733.07	\$ 2,733.07	2,733.07	0.00	100%	
	50 Maintain Access Road	\$ -		\$ -	0.00	0.00		
	55 Clean & Inspect Inlet/Outlet Structures	\$ -		\$ -	0.00	0.00		
	60 Repair Inlet/Outlet Structures	\$ -		\$ -	0.00	0.00		
	65 Clean Storm Sewer Lines	\$ 14,071.00	7,969.48	\$ 22,040.48	22,040.48	0.00	100%	
	70 Storm Sewer Repair	\$ -		\$ -	0.00	0.00		
	75 Clean/Flush Culverts & Bridges	\$ 52,000.00	(37,020.30)	\$ 14,979.70	0.00	14,979.70	0%	
	80 Miscellaneous Work Activities	\$ 20,000.00	(5,500.00)	\$ 14,500.00	4,427.46	10,072.54	31%	
	85 Engineering			\$ -	0.00	0.00		
	TOTALS	\$ 95,071.00	(30,500.00)	\$ 64,571.00	\$ 31,207.20	33,363.80		06/30/17

Delays or problem areas:

Work completed during prior fiscal year: Repaired fencing, provided vegetation removal, and cleaned inlet and outlet structures.

Work to be completed during current fiscal year: Staff will provide trash and debris removal, repair fencing as needed, maintain access roads, remove vegetation as needed, and clean inlet and outlet structures.

Consultant/
Contractor: _____
Project
Manager: John Runiks

633-1267

**Regional Flood Control District
Maintenance Work Program
2ND Qtr FY 2016-2017 (Dec 2016)**

MWP Facility #: NLV17
Facility Name: Range Wash - Las Vegas Wash Diversion & Levee
MP Facility ID: LVRW 0000-0293

Entity: City of North Las Vegas
Date Prepared: 01/24/17

Force Account/ Contract	Activity	Requested Work Plan Amount (\$)	Reallocation Amount (\$)	Amended Work Plan Amount (\$)	Expended to Date (\$)	Balance Remaining (\$)	Percent Complete	Scheduled Completion Date
	3 Facility Assessment and Inventory	\$ 500.00		\$ 500.00	48.72	451.28	10%	
	5 Inspect Channels	\$ 500.00		\$ 500.00	0.00	500.00	0%	
	6 Inspect Levees/Detention Basin & Debris Basins	\$ 1,500.00		\$ 1,500.00	157.78	1,342.22	11%	
	8 Species Survey and Removal	\$ 1,500.00		\$ 1,500.00	0.00	1,500.00	0%	
	10 Clean and Reshape Channel/Levees	\$ 2,000.00		\$ 2,000.00	0.00	2,000.00	0%	
	15 Repair Lined Channel	\$ -		\$ -	0.00	0.00		
	20 Erosion Control and Repair	\$ 106,000.00	(81,774.34)	\$ 24,225.66	0.00	24,225.66	0%	
	21 Provide/Maintain Dust Control	\$ 25,000.00	(4,629.75)	\$ 20,370.25	0.00	20,370.25	0%	
	25 Clean Detention/Debris Basin	\$ -		\$ -	0.00	0.00		
	35 Fence Repair	\$ -		\$ -	0.00	0.00		
	40 Vegetation Control - Chemical	\$ 3,000.00		\$ 3,000.00	0.00	3,000.00	0%	
	45 Vegetation Control - Mechanical	\$ -		\$ -	0.00	0.00		
	50 Maintain Access Road	\$ 2,000.00		\$ 2,000.00	0.00	2,000.00	0%	
	55 Clean & Inspect Inlet/Outlet Structures	\$ -		\$ -	0.00	0.00		
	60 Repair Inlet/Outlet Structures	\$ -		\$ -	0.00	0.00		
	65 Clean Storm Sewer Lines	\$ -		\$ -	0.00	0.00		
	70 Storm Sewer Repair	\$ -		\$ -	0.00	0.00		
	75 Clean/Flush Culverts & Bridges	\$ -		\$ -	0.00	0.00		
	80 Miscellaneous Work Activities	\$ 20,000.00		\$ 20,000.00	717.44	19,282.56	4%	
	85 Engineering	\$ -		\$ -	0.00	0.00		
	TOTALS	\$ 162,000.00	(86,404.09)	\$ 75,595.91	\$ 923.94	74,671.97		06/30/17

Delays or problem areas:

Work completed during prior fiscal year: Staff provided major erosion control, fencing repairs, vegetation removal and dust control.

Work to be completed during current fiscal year: Staff will provide fencing, vegetation removal and dust control as needed, maintain access roads, and monitor and inspect levee.

Consultant/
Contractor:
Project
Manager: John Runiks

633-1267

**CLARK COUNTY
REGIONAL FLOOD CONTROL DISTRICT
AGENDA ITEM**

SUBJECT:

PITTMAN NORTH DETENTION BASIN AND OUTFALL

PETITIONER:

CITY OF HENDERSON

RECOMMENDATION OF PETITIONER:

THAT THE REGIONAL FLOOD CONTROL DISTRICT APPROVE THE REQUEST TO REALLOCATE FUNDING IN THE INTERLOCAL CONTRACT FOR THE DESIGN FOR THE PITTMAN NORTH DETENTION BASIN AND OUTFALL – HEN16A01 (FOR POSSIBLE ACTION)

FISCAL IMPACT: None by this action.

BACKGROUND:

The District entered into an Interlocal Contract with the City of Henderson on July 12, 2001 to fund design engineering, right-of-way and environmental mitigation for the Pittman North Detention Basin and Outfall (previously known as Southwest Pittman Detention Basin and Outfall). A First Supplemental Interlocal Contract dated October 10, 2002 increased funding, a Second Supplemental Interlocal Contract dated January 8, 2004 extended the project completion date, a Third Supplemental Interlocal Contract dated May 20, 2004 added a line item for a CLOMR and decreased funding, a Fourth Supplemental Interlocal Contract dated April 14, 2005 increased funding, a Fifth Supplemental Interlocal Contract dated November 9, 2006 increased funding, a Sixth Supplemental Interlocal Contract dated November 10, 2010 extended the project completion date, a Seventh Supplemental Interlocal Contract dated December 8, 2011 increased funding and extended the project completion date for continued monitoring of ongoing mining activities approved through February 2015, and an Eighth Supplemental Interlocal Contract dated October 10, 2013 increased funding and extended the project completion date. The Ninth Supplemental Interlocal Contract dated March 13, 2014 increased funding to address shortfalls in the funding categories. The Ninth Supplemental Interlocal Contract also added ID miles PTNO 0190 and PTNO 0195 to the scope to include the design of an inlet structure and bridge, and of a riprap levee along Volunteer Road, respectively. The Tenth Supplemental Interlocal Contract dated September 11, 2014 added the channel from St. Rose Parkway to Starr Avenue, ID mile PTWA 0884, to the design engineering scope of work and increased funding for design engineering.

TAC AGENDA
ITEM #07
Date: 02/23/17

RFCD AGENDA
ITEM #
Date: 03/09/17

CAC AGENDA
ITEM #07
Date: 02/27/17

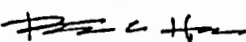
The Eleventh Supplemental Interlocal Contract dated March 12, 2015 increased funding for completing the construction documents for PTWA 0884 for construction phase services and extended the project completion date. The Twelfth Supplemental Interlocal Contract dated April 14, 2016 increased funding for desert tortoise monitoring and protection services required during the animals' active season. The Thirteenth Supplemental Interlocal Contract dated December 8, 2016 increased funding required to perform engineering services for analyses, Roller Compacted Concrete (RCC) design alternatives for the inlet and emergency spillway structures.

In this project, Geotechnical work was funded under Environmental Mitigation. Due to this, we are placing the funding necessary to pay for Geotechnical work that was completed in the alternative analyses for the basin spillway. Additional funding will be due for the Dam Safety Permit application fees. This request will allow for the reallocation of funds in the interlocal contract as follows:

	CCRFC	CCRFC	Fiscal
	<u>Current Funding</u>	<u>Proposed Funding</u>	<u>Impact</u>
Design Engineering	\$ 1,615,702	\$ 1,556,327	\$ (59,375)
Right-of-Way	122,389	122,389	0
Environmental Mitigation	366,106	424,281	58,175
Other (CLOMR/LOMR)	59,927	59,927	0
Other (EAP, Dam Permit)	17,390	18,590	1,200
Total	\$ 2,181,514	\$ 2,181,514	\$ 0

Respectfully submitted,

DocuSigned by:



Robert C. Herr, P.E.
Director of Public Works, Parks and Recreation
City of Henderson

TAC AGENDA
ITEM # 07
Date: 02/23/17

RFCD AGENDA
ITEM #
Date: 03/09/17

CAC AGENDA
ITEM # 07
Date: 02/27/17

Regional Flood Control District
AGENDA ITEM DEVELOPMENT

Staff Discussion:

Date: 02/13/17

**PITTMAN NORTH DETENTION BASIN AND OUTFALL
REALLOCATION OF FUNDING – HEN16A01**

The City of Henderson has submitted a request to reallocate funding within the interlocal contract for design engineering, right-of-way, environmental mitigation, CLOMR/LOMR and EAP, dam permit dated July 12, 2001 and supplemented October 10, 2002, January 8, 2004, May 20, 2004, April 14, 2005, November 9, 2006, November 10, 2010, December 8, 2011, October 10, 2013, March 13, 2014, September 11, 2014, March 12, 2015, April 14, 2016 and December 8, 2016.

District funding will be provided as follows:

	Current Funding	Increase/Decrease	Proposed Funding
Design Engineering	\$1,615,702	(\$59,375)	\$1,556,327
Right-of-Way	\$ 122,389	\$ 0	\$ 122,389
Environmental Mitigation	\$ 366,106	\$ 58,175	\$ 424,281
CLOMR/LOMR	\$ 59,927	\$ 0	\$ 59,927
EAP, Dam Permit	\$ 17,390	\$ 1,200	\$ 18,590
Total ILC Value	\$2,181,514	\$ 0	\$2,181,514

Staff Recommendation:

Approve.

Discussion by Technical Advisory Committee:

AGENDA
#07 Date: 02/23/17

Recommendation:

Discussion by Citizens Advisory Committee:

AGENDA
#07 Date: 02/27/17

Recommendation:

**CLARK COUNTY
REGIONAL FLOOD CONTROL DISTRICT
AGENDA ITEM**

SUBJECT:
EQUESTRIAN DETENTION BASIN EXPANSION

PETITIONER:
CITY OF HENDERSON

RECOMMENDATION OF PETITIONER:
THAT THE REGIONAL FLOOD CONTROL DISTRICT APPROVE THE SIXTH SUPPLEMENTAL INTERLOCAL CONTRACT FOR DESIGN OF THE EQUESTRIAN DETENTION BASIN EXPANSION – HEN06H09 (FOR POSSIBLE ACTION)

FISCAL IMPACT:

	CCRFCD Current Funding	CCRFCD Proposed Funding	Fiscal Impact
Design Engineering	\$292,966	\$285,236	\$(7,730)
Environmental	12,818	12,818	0
Other (LOMR)	12,000	18,990	6,990
Other (Dam Safety Permit)	0	740	740
Right-of-Way	29,013	29,013	0
Total	\$346,797	\$346,797	\$0

BACKGROUND:

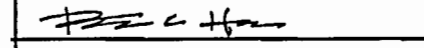
The District entered into an Interlocal Contract with the City of Henderson on August 13, 2009 to provide funding for design engineering, environmental mitigation, and other (CLOMR) costs for design of the Equestrian Detention Basin Expansion project. A First Supplemental Interlocal Contract was entered into on January 13, 2011 to provide additional funding for design engineering, environmental mitigation, and included a line item for right-of-way engineering services. A Second Supplemental Interlocal Contract was entered into on November 10, 2011 to extend the completion date of the project. A Third Supplemental Interlocal Contract was entered into on December 11, 2014 to extend the completion date of the project. A Fourth Supplemental Interlocal Contract was entered into on May 21, 2015 to increase funding for design and extend the completion date of the project. A Fifth Supplemental Interlocal Contract was entered into on November 10, 2016 to extend the project completion date to allow for completion of the Letter of Map Revision.

TAC AGENDA ITEM # 08 Date: 02/23/17	RFCD AGENDA ITEM # Date: 03/09/17
CAC AGENDA ITEM #08 Date: 02/27/17	

This Sixth Supplemental Interlocal Contract will reallocate funding to prepare the application for the Letter of Map Revision and to submit the proof of completion for the Dam Safety Permit.

Respectfully submitted,

DocuSigned by:



Robert C. Men, P.E.

**Director, Public Works, Parks & Recreation
City of Henderson**

**TAC AGENDA
ITEM # 08
Date: 02/23/17**

**RFCD AGENDA
ITEM #
Date: 03/09/17**

**CAC AGENDA
ITEM #08
Date: 02/27/17**

Regional Flood Control District
AGENDA ITEM DEVELOPMENT

Staff Discussion:

Date: 02/13/17

**EQUESTRIAN DETENTION BASIN EXPANSION
SIXTH SUPPLEMENTAL INTERLOCAL CONTRACT – HEN06H09**

The City of Henderson has submitted a request to approve a sixth supplemental interlocal contract for design engineering, right-of-way, environmental mitigation and a LOMR for the Equestrian Detention Basin Expansion project.

This sixth supplemental interlocal contract will reallocate funding to prepare the application for the Letter of Map Revision and include a line item to submit the proof of completion of the Dam Safety Permit.

District funding will be provided as follows:

	Current Funding	Increase/Decrease	Proposed Funding
Design Engineering	\$292,966	(\$7,730)	\$285,236
Right-of-Way	\$ 29,013	\$ 0	\$ 29,013
Environmental Mitigation	\$ 12,818	\$ 0	\$ 12,818
LOMR	\$ 12,000	\$ 6,990	\$ 18,990
Dam Safety Permit	\$ 0	\$ 740	\$ 740
Total ILC Value	\$346,797	\$ 0	\$346,797

Staff Recommendation:

Approve.

Discussion by Technical Advisory Committee:

AGENDA
#08 Date: 02/23/17

Recommendation:

Discussion by Citizens Advisory Committee:

AGENDA
#08 Date: 02/27/17

Recommendation:

SIXTH SUPPLEMENTAL INTERLOCAL CONTRACT
EQUESTRIAN DETENTION BASIN EXPANSION

THIS SIXTH SUPPLEMENTAL INTERLOCAL CONTRACT made and entered into as of the _____ day of _____, 2017, by and between the Clark County Regional Flood Control District hereinafter referred to as "DISTRICT" and City of Henderson, hereinafter referred to as "CITY".

W I T N E S S E T H

WHEREAS, pursuant to Chapter 543 of the Nevada Revised Statutes, the DISTRICT may approve a project to design and construct flood control improvements, and;

WHEREAS, the flood control improvements proposed herein are the same as those generally identified in the 2013 Master Plan Update Structure No. C1EQ 0160, hereinafter referred to as "PROJECT"; and

WHEREAS, the PROJECT is identified and shown on the attached Exhibit "A"; and

WHEREAS, the PROJECT has been approved by the DISTRICT on its annual Ten Year Construction Program; and

WHEREAS, the PROJECT has regional flood control significance and is located in the same hydrographic area as the CITY, and the COUNTY OF CLARK; and

WHEREAS, an Interlocal Contract dated August 13, 2009, a First Supplemental Interlocal Contract dated January 13, 2011, a Second Supplemental Interlocal Contract dated November 10, 2011, a Third Supplemental Interlocal Contract dated December 11, 2014, a Fourth Supplemental Interlocal Contract dated May 21, 2015, and a Fifth Supplemental Interlocal Contract dated November 10, 2016 were entered into between the DISTRICT and the CITY for design of the

Equestrian Detention Basin Expansion project; and

WHEREAS, the CITY wishes to reallocate funding and add a line item for a Dam Safety Permit for the PROJECT.

NOW, THEREFORE, in consideration of the covenants, conditions, contracts, and promises of the parties hereto, the DISTRICT and the CITY agree to the following:

SECTION II – PROJECT COSTS shall be deleted and replaced with the following:

The DISTRICT agrees to fund project costs within the limits specified below:

1. The engineering and design shall not exceed \$285,236.
2. Environmental costs shall not exceed \$12,818.
3. Right-of-Way costs shall not exceed \$29,013.
4. Other (CLOMR) costs shall not exceed \$18,990.
5. Other (Dam Safety Permit) costs shall not exceed \$740.
6. The total cost of this Contract shall not exceed \$346,797, which includes all the items described in the paragraphs above.
7. If at any time during the term of the Contract the entity determines that a portion of the funds provided pursuant to this Contract will not be needed for the project, then the entity will notify the District in writing of the amount of funds that are not anticipated to be used for the project. Upon receipt of said notification the District's obligation to pay the maximum amount set forth herein will automatically be reduced by the amount specified in the notification.
8. A written request must be made to the DISTRICT and approved by the Board to reallocate funds between phases of the project. No other approval by the Lead Entity is required.
9. A written request must be made to the DISTRICT and a Supplemental Interlocal Contract approved by the Board to increase the total cost of the contract noted above prior to payment of any additional funds.

The remainder of the original Interlocal Contract dated August 13, 2009, First Supplemental Interlocal Contract dated January 13, 2011, Second Supplemental Interlocal Contract dated November 10, 2011, Third Supplemental Interlocal Contract dated December 11, 2014, Fourth Supplemental Interlocal Contract dated May 21, 2015 and Fifth Supplemental Interlocal Contract dated November 10, 2016 shall remain unchanged.

...

...

...

...

...

...

...

...

...

...

...

...

.....

...

...

...

...

IN WITNESS WHEREOF, this Sixth Supplemental Interlocal Contract is hereby executed as
of the date first set forth above.

Date of District Action:

REGIONAL FLOOD CONTROL DISTRICT

ATTEST:

BY: _____
LAWRENCE L. BROWN III, Chairman

DEANNA HUGHES
Secretary to the Board

Approved as to Form:

BY _____
CHRISTOPHER FIGGINS
Chief Deputy District Attorney

Date of Council Action: _____

CITY OF HENDERSON,
CLARK COUNTY, NEVADA

ROBERT A. MURNANE, P.E.
City Manager

Date

ATTEST:

APPROVED AS TO FUNDING:

SABRINA MERCADANTE, MMC
City Clerk

JIM MCINTOSH
Finance Director

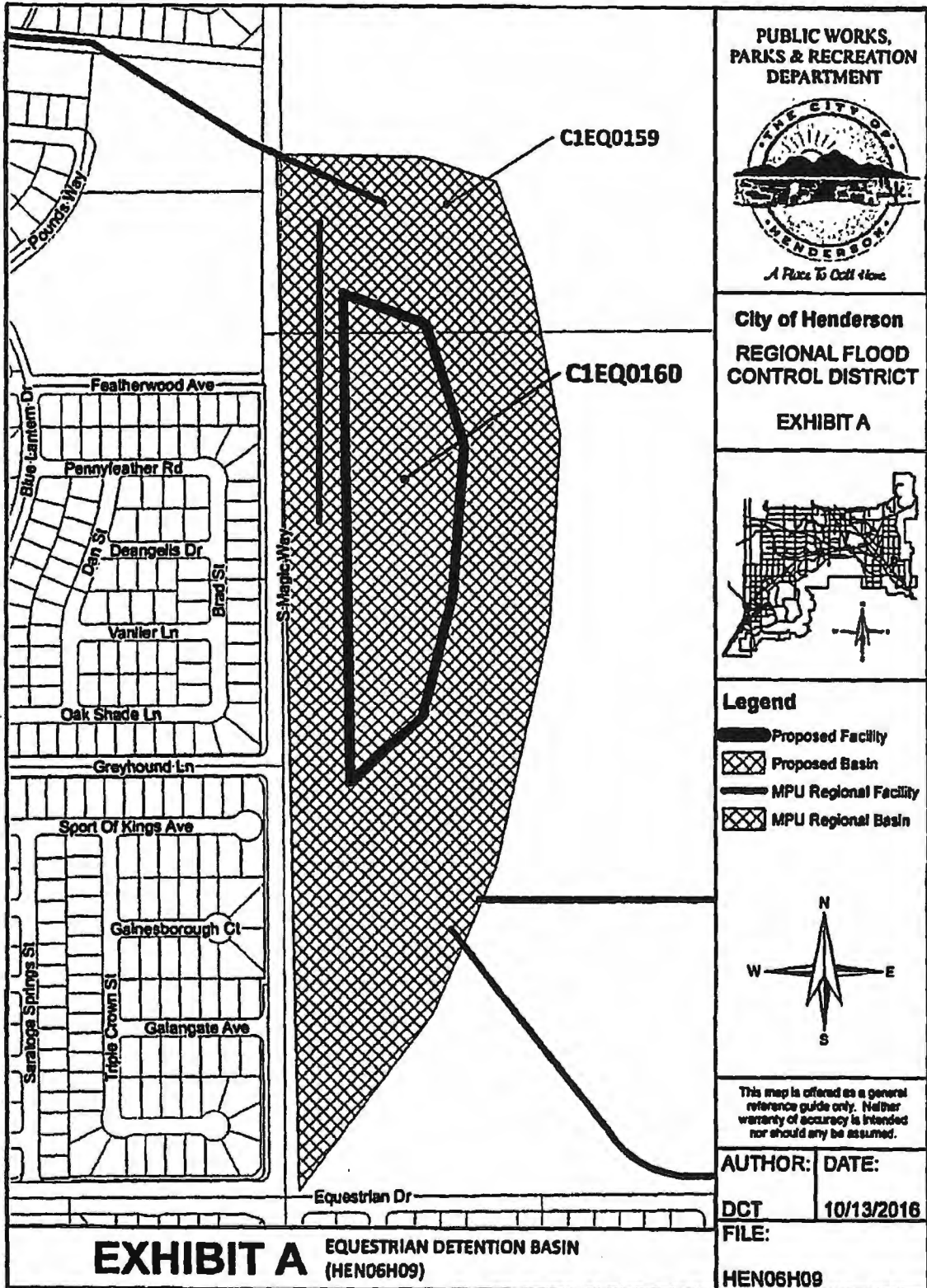
APPROVED AS TO CONTENT:

APPROVED AS TO FORM:

ROBERT C HERR, P.E.
Director, Public Works, Parks & Recreation

JOSH M. REID
City Attorney

CAO



**CLARK COUNTY
REGIONAL FLOOD CONTROL DISTRICT**

AGENDA ITEM

SUBJECT:

MUDDY RIVER LOGANDALE LEVEE

PETITIONER:

DENIS CEDERBURG, DIRECTOR OF PUBLIC WORKS

RECOMMENDATION OF PETITIONER:

THAT THE REGIONAL FLOOD CONTROL DISTRICT APPROVE THE REQUEST TO REALLOCATE FUNDING IN THE INTERLOCAL CONTRACT FOR CONSTRUCTION FOR MUDDY RIVER LOGANDALE LEVEE - MOA01H15 (FOR POSSIBLE ACTION)

FISCAL IMPACT:

None.

BACKGROUND:


On January 8, 2015, the Regional Flood Control District entered into an interlocal contract with Clark County to provide funding for construction and construction engineering for the subject project. Supplemental No. 1 dated September 10, 2015 increased construction and construction engineering funds. Supplemental No. 2 dated September 8, 2016 increased construction and construction engineering funds. The reallocation of funds will provide funds for a construction bid contract.

This request will allow for the reallocation of funds in the interlocal contract as follows:

	<u>CURRENT</u>	<u>REVISED</u>	<u>FISCAL IMPACT</u>
Construction	\$ 6,600,000.00	\$ 6,800,000.00	\$ 200,000.00
Construction Management	\$ 600,000.00	\$ 400,000.00	\$ (200,000.00)
Total ILC Value	\$ 7,200,000.00	\$ 7,200,000.00	\$ 0.00

Respectfully submitted,

TAC AGENDA ITEM #09 a Date: 02.23.17	RFCD AGENDA ITEM # Date: 03.09.17
CAC AGENDA ITEM #09 a Date: 02.27.17	


DENIS CEDERBURG
Director of Public Works
DC:CB

Regional Flood Control District
AGENDA ITEM DEVELOPMENT

Staff Discussion:

Date: 02/13/17

**MUDDY RIVER LOGANDLE LEVEE
REALLOCATION OF FUNDING – MOA01H15**

Clark County has submitted a request to reallocate funding within the interlocal contract for construction and construction engineering dated January 8, 2015 and supplemented September 10, 2015 and September 8, 2016.

The reallocation of funds will provide funds for a construction bid contract. District funding will be provided as follows:

	Current Funding	Increase/Decrease	Proposed Funding
Construction	\$6,600,000	\$ 200,000	\$6,800,000
Construction Engineering	\$ 600,000	(\$200,000)	\$ 400,000
Total ILC Value	\$7,200,000	\$ 0	\$7,200,000

Staff Recommendation:

Approve.

Discussion by Technical Advisory Committee:

AGENDA
#09a Date: 02/23/17

Recommendation:

Discussion by Citizens Advisory Committee:

AGENDA
#09a Date: 02/27/17

Recommendation:

**CLARK COUNTY
REGIONAL FLOOD CONTROL DISTRICT**

AGENDA ITEM

SUBJECT:

MUDDY RIVER LOGANDALE LEVEE

PETITIONER:

DENIS CEDERBURG, DIRECTOR OF PUBLIC WORKS

RECOMMENDATION OF PETITIONER:

THAT THE REGIONAL FLOOD CONTROL DISTRICT RECEIVE A REPORT ON THE RECOMMENDATION OF AWARD OF BID FOR CONSTRUCTION OF MUDDY RIVER LOGANDALE LEVEE - MOA01H15

FISCAL IMPACT: None by this action.


Funding will be provided as follows:

\$ 6,731,520.00 Funding by Regional Flood Control District

BACKGROUND:

On October 21, 2016, bids were opened for the project. Six bids were received ranging from \$5,075,460.70 to \$9,291,000.00. The recommended bid is to Trade West Construction, Inc., in the amount of \$6,731,520.00, or 16% above the engineer's estimate of \$5,794,810.00 at the time of bid. The lowest bidder was considered non-responsive and rejected due to not recognizing Addendum 3. The interlocal contract dated September 8, 2016, between the District and the County, allocates \$6,600,000.00 for construction of this project. There is an item on this agenda for approval to increase construction funding to \$6,800,000.00. A cash flow projection, estimated construction schedule, and a tabulation of bids are attached.

Respectfully submitted,


DENIS CEDERBURG
Director of Public Works
DC:CB

TAC AGENDA ITEM #09b Date: 02.23.17	RFCD AGENDA ITEM # Date: 03.09.17
CAC AGENDA ITEM #09b Date: 02.27.17	

Regional Flood Control District
AGENDA ITEM DEVELOPMENT

Staff Discussion:	Date: 02/13/17
MUDDY RIVER LOGANDALE LEVEE AWARD OF BID FOR CONSTRUCTION – MOA01H15	
<p>On October 21, 2016, bids were opened for the project. Six bids were received ranging in cost from \$5,075,460.70 to \$9,291,000.00. The recommended bid is to Trade West Construction, Inc., in the amount of \$6,731,520.00, or 16% above the engineer's estimate of \$5,794,810.00 at the time of bid. The lowest bidder was considered non-responsive and rejected due to not recognizing Addendum 3. The County provided to the District a Notification of Intent to Award to the second lowest bidder.</p> <p>The interlocal contract dated September 8, 2016, between the District and the County allocates \$6,600,000.00 for construction of this project. There is an item on this agenda for approval to increase construction funding to \$6,800,000.00.</p> <p>A cash flow projection, estimated construction schedule, and a tabulation of bids are attached.</p>	
Staff Recommendation:	
Receive the report.	
Discussion by Technical Advisory Committee:	AGENDA #09b Date: 02/23/17
Recommendation:	
Discussion by Citizens Advisory Committee:	AGENDA #09b Date: 02/27/17
Recommendation:	



Department of Administrative Services

Purchasing and Contracts

500 S Grand Central Pky 4th Fl • Box 551217 • Las Vegas NV 89155-1217
(702) 455-2897 • Fax (702) 388-4914

Sabra Smith Newby, Chief Administrative Officer
Adleen B. Stidhum, Purchasing Manager

NOTIFICATION OF INTENT TO AWARD

NOVEMBER 8, 2016

It is the intent of the Clark County Administrative Services Department, Purchasing and Contracts Division, to recommend award of Bid No. 604087-16, titled Muddy River Logandale Levee, to the low bid from a responsible and responsive bidder to Trade West Construction, Inc., on or after December 20, 2016. The award will be final after the receipt of the required bonds and/or insurance.

BID SUMMARY

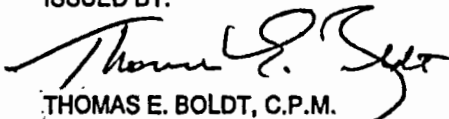
<u>Bids Received:</u>	<u>Bid Amount</u>
Target Construction, Inc.	\$5,075,460.70 *1, *2
Trade West Construction, Inc.	\$6,731,520.00
Progressive Contracting LLC	\$6,775,081.00
COP Construction LLC	\$7,311,170.00
Meadow Valley Contractors	\$7,880,711.50
Las Vegas Paving Corporation	\$9,291,000.00

- *1 The bid submitted by Target Construction, Inc. was considered non-responsive and rejected due to not recognizing Addendum 3.
*2 Bid amount \$5,075,460.20, verified total of \$5,075,460.70, error correction of -\$0.50

In accordance with the Protests Clause, Clause 14, located in Section 1, beginning on page 1-10 in the Invitation To Bid document, all Bidders have up to 5 working days from the date of this letter to submit a formal written protest, accompanied by a bid protest bond in the amount of 25% of the base bid or \$250,000, whichever is less, to the Purchasing Analyst. The Board of County Commissioners is not required to consider any protest that is not filed in accordance with the Protest Clause in the referenced bid document.

If you have any questions concerning this notification, please contact the Purchasing Analyst at tboldt@clarkcountynv.gov.

ISSUED BY:


THOMAS E. BOLDT, C.P.M.
Senior Purchasing Analyst

Cc: John Catanese, Public Works
Mike Mamer, Public Works
Cindy Beauchamp, Public Works
Adleen Stidhum, Purchasing Manager

BOARD OF COUNTY COMMISSIONERS
STEVE SISOLAK, Chairman • LARRY BROWN, Vice Chairman
SUSAN BRAGER • CHRIS GIUNCHIGLIANI • MARILYN KIRKPATRICK • MARY BETH SCOW • LAWRENCE WEEKLY
DONALD G. BURNETTE, County Manager

Clark County Regional Flood Control District Cash Flow Projection

Today's Date: 2/3/2017

Project Number: MOA01H15
 Project Name: Muddy River Logandale Levee
 Project Type: Channel
 ILC Amount: \$ 4,050,000 \$ 7,200,000

Construction Schedule			
Milestone	Estimate	Revised	Actual
Award of Bid	May-15	January-17	
CONS Start	July-15	March-17	
CONS Complete	January-16	July-17	
Project Duration	7 months	5 months	

Billing Month	Original Estimate		Actual Drawdowns		Variance		Revised Estimate	
	\$	%	\$	%	\$	%	\$	%
May-15	0							
Jun-15	0							
Jul-15	202,500	5%						
Aug-15	607,500	15%						
Sep-15	1,012,500	25%						
Oct-15	1,012,500	25%						
Nov-15	607,500	15%						
Dec-15	364,500	9%						
Jan-16	243,000	6%						
	0							
Mar-17	0						720,000	10%
Apr-17	0						1,800,000	25%
May-17	0						1,800,000	25%
Jun-17	0						1,800,000	25%
Jul-17	0						1,080,000	15%
Aug-17	0							
Sep-17	0							
Oct-17	0							
Nov-17	0							
Dec-17	0							
Jan-18	0							
Feb-18	0							
Mar-18	0							
Apr-18	0							
Total	\$ 4,050,000	100%					\$ 7,200,000	100%

Project Name: Muddy River Logandale Levee
 Project Number: FMOA01H
 Bid Number: 604087-16
 Opening Date: 10/21/2016
 L Number: L-2034
 Design Division Work Order Number: 2010-026

RFCD
 2011 FEB -8 PM 4: 29

BID ABSTRACT

Item No.	Description	Quantity	Unit	Engineer's Estimate		Target Construction, Inc.		Trade West Construction, Inc.		Progressive Contracting, Inc.	
				Unit Price	Amount	Calc'd Unit Price	Amount	Calc'd Unit Price	Amount	Calc'd Unit Price	Amount
107.01	TRAFFIC CONTROL	150	DAY	\$ 750.00	\$112,500.00	\$200.00	\$30,000.00	\$206.66	\$31,000.00	\$116.00	\$17,400.00
109.01	CONSTRUCTION CONFLICTS AND ADDITIONAL WORK	1	LS	\$ 200,000.00	\$200,000.00	\$200,000.00	\$200,000.00	\$200,000.00	\$200,000.00	\$200,000.00	\$200,000.00
109.02	HISTORICAL OWNER CAUSED DELAY ALLOWANCE	15	DAY	\$ 500.00	\$7,500.00	\$500.00	\$7,500.00	\$500.00	\$7,500.00	\$500.00	\$7,500.00
109.03	ADDITIONAL AMOUNT OVER \$500/DAY	15	DAY	\$ 750.00	\$11,250.00	\$1,136.66	\$17,050.00	\$230.00	\$3,450.00	\$8,120.00	\$121,800.00
200.01	MOBILIZATION	1	LS	\$ 300,000.00	\$300,000.00	\$265,000.00	\$265,000.00	\$575,000.00	\$575,000.00	\$482,000.97	\$482,000.97
201.01	CLEARING AND GRUBBING	10	AC	\$ 1,500.00	\$15,000.00	\$16,000.00	\$160,000.00	\$40,250.00	\$402,500.00	\$6,960.00	\$69,600.00
201.02	REMOVE TREE	13	EA	\$ 750.00	\$9,750.00	\$775.00	\$10,075.00	\$1,150.00	\$14,950.00	\$580.00	\$7,540.00
202.01	REMOVE FENCE	1,422	LF	\$ 5.00	\$7,110.00	\$2.85	\$4,052.70	\$12.00	\$17,064.00	\$3.48	\$4,948.56
202.02	REMOVE BOULDER	26	EA	\$ 200.00	\$5,600.00	\$220.00	\$6,160.00	\$345.00	\$9,660.00	\$116.00	\$3,248.00
202.03	REMOVE GATE	4	EA	\$ 500.00	\$2,000.00	\$350.00	\$1,400.00	\$460.00	\$1,840.00	\$348.00	\$1,392.00
203.01	EXCAVATION	64,920	CY	\$ 10.00	\$649,200.00	\$4.30	\$279,156.00	\$12.65	\$821,238.00	\$5.80	\$376,536.00
203.02	SELECTED BORROW	58,541	CY	\$ 15.00	\$878,115.00	\$12.49	\$731,762.00	\$32.19	\$1,885,020.00	\$10.44	\$611,168.04
203.03	SOIL STABILIZATION FABRIC	13,730	SY	\$ 10.00	\$137,300.00	\$8.85	\$121,510.50	\$3.45	\$47,370.00	\$6.49	\$89,107.70
203.04	OVER-EXCAVATION AND BACKFILL	16,000	CY	\$ 25.00	\$400,000.00	\$21.50	\$344,000.00	\$19.55	\$312,800.00	\$15.08	\$241,280.00
205.01	DRAINAGE AND FLOOD CONTROL	1	LS	\$ 100,000.00	\$100,000.00	\$105,000.00	\$105,000.00	\$57,500.00	\$57,500.00	\$669,102.50	\$669,102.50
212.01	WILLOW TREE (5-GALLON)	100	EA	\$ 100.00	\$10,000.00	\$225.00	\$22,500.00	\$40.25	\$4,025.00	\$52.20	\$5,220.00
213.01	18-INCH FLAP GATE	1	EA	\$ 5,000.00	\$5,000.00	\$5,000.00	\$5,000.00	\$2,300.00	\$2,300.00	\$2,081.62	\$2,081.62
213.02	18-INCH D.I.P.S. PE4710 HDPE PIPE (DR 32.5)	280	LF	\$ 165.00	\$46,200.00	\$175.00	\$49,000.00	\$40.25	\$11,270.00	\$252.93	\$70,820.40
213.03	36-INCH D.I.P.S. PE4710 HDPE PIPE (DR 32.5)	189	LF	\$ 300.00	\$56,700.00	\$315.00	\$59,535.00	\$80.50	\$15,215.00	\$357.74	\$67,612.86
302.01	TYPE II AGGREGATE INSPECTION ROAD	1,630	CY	\$ 20.00	\$32,600.00	\$37.75	\$61,532.50	\$27.60	\$44,988.00	\$31.47	\$51,296.10
502.01	FLOOD WALL	1,500	SF	\$ 50.00	\$75,000.00	\$57.75	\$86,625.00	\$51.75	\$77,625.00	\$72.50	\$108,750.00
502.02	HEADWALL	2	EA	\$ 15,500.00	\$31,000.00	\$15,650.00	\$31,300.00	\$16,100.00	\$32,200.00	\$18,212.00	\$36,424.00

Project Name: Muddy River Logandale Levee
Project Number: FMOA01H
Bid Number: 604087-16
Opening Date: 10/21/2016
L Number: L-2034
Design Division Work Order Number: 2010-026

BID ABSTRACT

				Engineer's Estimate		Target Construction, Inc.		Trade West Construction, Inc.		Progressive Contracting, Inc.	
Item No.	Description	Quantity	Unit	Unit Price	Amount	Calc'd Unit Price	Amount	Calc'd Unit Price	Amount	Calc'd Unit Price	Amount
603.01	18-INCH RCP STORM DRAIN (CLASS III)	42	LF	\$ 120.00	\$5,040.00	\$193.00	\$8,106.00	\$80.50	\$3,381.00	\$206.23	\$8,661.66
603.02	18-INCH RCP STORM DRAIN (CLASS V)	104	LF	\$ 150.00	\$15,600.00	\$205.00	\$21,320.00	\$103.50	\$10,764.00	\$212.78	\$22,129.12
603.03	42-INCH RCP STORM DRAIN (CLASS V)	48	LF	\$ 280.00	\$13,440.00	\$460.00	\$22,080.00	\$276.00	\$13,248.00	\$504.58	\$24,219.84
603.04	18-INCH RCP FLARED END SECTION	2	EA	\$ 1,500.00	\$3,000.00	\$1,285.00	\$2,570.00	\$1,610.00	\$3,220.00	\$3,147.08	\$6,294.16
609.01	60-INCH TYPE I STORM DRAIN MANHOLE	2	EA	\$ 5,000.00	\$10,000.00	\$12,850.00	\$25,700.00	\$10,350.00	\$20,700.00	\$8,998.34	\$17,996.68
610.01	HEAVY RIPRAP (D50 = 24-INCH)	1,661	CY	\$ 125.00	\$207,625.00	\$55.00	\$91,355.00	\$103.50	\$171,914.00	\$157.33	\$261,325.13
611.01	CONCRETE SLOPE PAVEMENT (CLASS A MODIFIED)	4,096	CY	\$ 550.00	\$2,252,800.00	\$500.00	\$2,048,000.00	\$391.00	\$1,601,536.00	\$659.90	\$2,702,950.40
616.01	4-FOOT POST AND CABLE RAILING	3,975	LF	\$ 20.00	\$79,500.00	\$19.00	\$75,525.00	\$31.05	\$123,424.00	\$25.94	\$103,111.50
616.02	4-WIRE FENCE	1,684	LF	\$ 20.00	\$33,680.00	\$11.50	\$19,366.00	\$23.00	\$38,732.00	\$8.94	\$15,054.96
616.03	16-FOOT METAL DRIVE GATE	4	EA	\$ 1,000.00	\$4,000.00	\$1,100.00	\$4,400.00	\$1,725.00	\$6,900.00	\$3,178.40	\$12,713.60
627.01	PERMANENT SIGN	21	EA	\$ 300.00	\$6,300.00	\$570.00	\$11,970.00	\$172.52	\$3,623.00	\$139.20	\$2,923.20
637.01	DUST CONTROL	150	DAY	\$ 300.00	\$45,000.00	\$775.00	\$116,250.00	\$488.75	\$73,313.00	\$1,160.00	\$174,000.00
637.02	STORMWATER POLLUTION CONTROL	150	DAY	\$ 150.00	\$22,500.00	\$170.00	\$25,500.00	\$460.00	\$69,000.00	\$1,160.00	\$174,000.00
637.03	PRE-EMERGENT HERBICIDE	3	AC	\$ 1,500.00	\$4,500.00	\$1,720.00	\$5,160.00	\$5,750.00	\$17,250.00	\$1,624.00	\$4,872.00
						#DIV/0!		#DIV/0!		#DIV/0!	
ACTUAL TOTAL OF ITEMS					\$5,794,810.00		\$5,075,460.70		\$6,731,520.00		\$6,775,081.00
TOTAL SHOWN ON BID SUMMARY					NA		\$5,075,461.20		\$6,731,520.00		\$6,775,081.00
ERROR					NA		-\$0.50		\$0.00		\$0.00

Project Name: Muddy River Logandale Levee
Project Number: FMOA01H
Bid Number: 604087-16
Opening Date: 10/21/2016
L Number: L-2034
Design Division Work Order Number: 2010-026

Item No.	Description	Quantity	Unit	COP Construction LLC		Meadow Valley Contractors, Inc., d/b/a ACC Southwest		Las Vegas Paving Corporation	
				Calc'd Unit Price	Amount	Calc'd Unit Price	Amount	Calc'd Unit Price	Amount
107.01	TRAFFIC CONTROL	150	DAY	\$20.00	\$3,000.00	\$60.00	\$9,000.00	\$134.00	\$20,100.00
109.01	CONSTRUCTION CONFLICTS AND ADDITIONAL WORK	1	LS	\$200,000.00	\$200,000.00	\$200,000.00	\$200,000.00	\$200,000.00	\$200,000.00
109.02	HISTORICAL OWNER CAUSED DELAY ALLOWANCE	15	DAY	\$500.00	\$7,500.00	\$500.00	\$7,500.00	\$500.00	\$7,500.00
109.03	ADDITIONAL AMOUNT OVER \$500/DAY	15	DAY	\$8,500.00	\$127,500.00	\$500.00	\$7,500.00	\$1,000.00	\$15,000.00
200.01	MOBILIZATION	1	LS	\$649,000.00	\$649,000.00	\$975,000.00	\$975,000.00	\$448,698.50	\$448,698.50
201.01	CLEARING AND GRUBBING	10	AC	\$5,100.00	\$51,000.00	\$14,000.00	\$140,000.00	\$9,575.00	\$95,750.00
201.02	REMOVE TREE	13	EA	\$680.00	\$8,840.00	\$600.00	\$7,800.00	\$490.00	\$6,370.00
202.01	REMOVE FENCE	1,422	LF	\$7.50	\$10,665.00	\$3.00	\$4,268.00	\$4.00	\$5,688.00
202.02	REMOVE BOULDER	28	EA	\$180.00	\$5,040.00	\$400.00	\$11,200.00	\$145.00	\$4,060.00
202.03	REMOVE GATE	4	EA	\$80.00	\$320.00	\$350.00	\$1,400.00	\$100.00	\$400.00
203.01	EXCAVATION	64,920	CY	\$11.00	\$714,120.00	\$13.00	\$843,960.00	\$14.45	\$938,094.00
203.02	SELECTED BORROW	58,541	CY	\$14.00	\$819,574.00	\$27.50	\$1,609,877.50	\$14.00	\$819,574.00
203.03	SOIL STABILIZATION FABRIC	13,730	SY	\$4.00	\$54,920.00	\$5.30	\$72,769.00	\$2.45	\$33,638.50
203.04	OVER-EXCAVATION AND BACKFILL	16,000	CY	\$15.00	\$240,000.00	\$41.50	\$664,000.00	\$35.00	\$560,000.00
205.01	DRAINAGE AND FLOOD CONTROL	1	LS	\$157,000.00	\$157,000.00	\$325,000.00	\$325,000.00	\$2,800,000.00	\$2,800,000.00
212.01	WILLOW TREE (5-GALLON)	100	EA	\$160.00	\$16,000.00	\$60.00	\$6,000.00	\$330.00	\$33,000.00
213.01	18-INCH FLAP GATE	1	EA	\$1,700.00	\$1,700.00	\$4,000.00	\$4,000.00	\$5,400.00	\$5,400.00
213.02	18-INCH D.I.P.S. PE4710 HDPE PIPE (DR 32.5)	280	LF	\$210.00	\$58,800.00	\$244.00	\$68,320.00	\$426.00	\$119,280.00
213.03	36-INCH D.I.P.S. PE4710 HDPE PIPE (DR 32.5)	189	LF	\$600.00	\$113,400.00	\$452.00	\$85,428.00	\$632.00	\$119,448.00
302.01	TYPE II AGGREGATE INSPECTION ROAD	1,630	CY	\$39.00	\$63,570.00	\$50.50	\$82,315.00	\$29.00	\$47,270.00
502.01	FLOOD WALL	1,500	SF	\$87.00	\$130,500.00	\$175.00	\$262,500.00	\$66.00	\$99,000.00
502.02	HEADWALL	2	EA	\$17,000.00	\$34,000.00	\$23,000.00	\$46,000.00	\$53,680.00	\$107,360.00

Project Name: Muddy River Logandale Levee
Project Number: FMOA01H
Bid Number: 604087-16
Opening Date: 10/21/2016
L Number: L-2034
Design Division Work Order Number: 2010-026

				COP Construction LLC		Meadow Valley Contractors, Inc., d/b/a ACC Southwest		Las Vegas Paving Corporation	
Item No.	Description	Quantity	Unit	Calc'd Unit Price	Amount	Calc'd Unit Price	Amount	Calc'd Unit Price	Amount
603.01	18-INCH RCP STORM DRAIN (CLASS III)	42	LF	\$110.00	\$4,620.00	\$164.00	\$6,888.00	\$330.00	\$13,860.00
603.02	18-INCH RCP STORM DRAIN (CLASS V)	104	LF	\$100.00	\$10,400.00	\$241.00	\$25,064.00	\$360.00	\$37,440.00
603.03	42-INCH RCP STORM DRAIN (CLASS V)	48	LF	\$190.00	\$9,120.00	\$345.00	\$16,560.00	\$825.00	\$39,600.00
603.04	18-INCH RCP FLARED END SECTION	2	EA	\$930.00	\$1,860.00	\$1,900.00	\$3,800.00	\$1,525.00	\$3,050.00
609.01	60-INCH TYPE I STORM DRAIN MANHOLE	2	EA	\$4,200.00	\$8,400.00	\$9,000.00	\$18,000.00	\$9,720.00	\$19,440.00
610.01	HEAVY RIPRAP (D50 = 24-INCH)	1,661	CY	\$100.00	\$166,100.00	\$136.00	\$225,896.00	\$61.00	\$101,321.00
611.01	CONCRETE SLOPE PAVEMENT (CLASS A MODIFIED)	4,096	CY	\$819.00	\$3,354,624.00	\$485.00	\$1,986,560.00	\$580.00	\$2,375,680.00
616.01	4-FOOT POST AND CABLE RAILING	3,975	LF	\$25.00	\$99,375.00	\$20.00	\$79,500.00	\$19.00	\$75,525.00
616.02	4-WIRE FENCE	1,684	LF	\$8.00	\$13,472.00	\$12.00	\$20,208.00	\$12.00	\$20,208.00
616.03	16-FOOT METAL DRIVE GATE	4	EA	\$2,900.00	\$11,600.00	\$1,100.00	\$4,400.00	\$400.00	\$1,600.00
627.01	PERMANENT SIGN	21	EA	\$350.00	\$7,350.00	\$400.00	\$8,400.00	\$295.00	\$6,195.00
637.01	DUST CONTROL	150	DAY	\$910.00	\$136,500.00	\$180.00	\$27,000.00	\$460.00	\$69,000.00
637.02	STORMWATER POLLUTION CONTROL	150	DAY	\$110.00	\$16,500.00	\$130.00	\$19,500.00	\$250.00	\$37,500.00
637.03	PRE-EMERGENT HERBICIDE	3	AC	\$1,600.00	\$4,800.00	\$1,700.00	\$5,100.00	\$1,650.00	\$4,950.00
				#DIV/0!		#DIV/0!		#DIV/0!	
ACTUAL TOTAL OF ITEMS					\$7,311,170.00		\$7,880,711.50		\$9,291,000.00
TOTAL SHOWN ON BID SUMMARY					\$7,311,170.00		\$7,880,711.50		\$9,291,000.00
ERROR					\$0.00		\$0.00		\$0.00

**CLARK COUNTY
REGIONAL FLOOD CONTROL DISTRICT
AGENDA ITEM**

SUBJECT:
RANGE WASH – ANN BRANCH

PETITIONER:
JENNIFER E. DOODY, P.E., CFM, DIRECTOR OF PUBLIC WORKS
CITY OF NORTH LAS VEGAS

RECOMMENDATION OF PETITIONER:
THAT THE REGIONAL FLOOD CONTROL DISTRICT APPROVE AN INTERLOCAL CONTRACT FOR DESIGN FOR THE RANGE WASH – ANN BRANCH – NLV03F17 (FOR POSSIBLE ACTION)

FISCAL IMPACT:

	CURRENT
Design Engineering	\$821,889
Environmental Mitigation	\$10,000
Right-of-Way	\$250,000
Total ILC Value	\$1,081,889


BACKGROUND:

The Range Wash – Ann Branch (Structure Nos. RWAN 0000 and 0050) is identified in the Regional Flood Control District's Ten-Year Construction Program with design scheduled to begin in Fiscal Year 2016/2017.

This interlocal contract applies to design, right-of-way acquisition and environmental mitigation of 6,460 feet of 10' by 7' storm drain within Ann Road between Hollywood Boulevard and Mt. Hood Street, Mt. Hood Street between Ann Road and Tropical Parkway, and Tropical Parkway to approximately 1,070 feet west of the intersection of Tropical Parkway and Mt. Hood Street.

This storm drain system is identified in the CCRFCD Master Plan.

Respectfully submitted,


Jennifer E. Doody, P.E., CFM
Director of Public Works

TAC AGENDA ITEM # 10a Date: 02/23/17	RFCD AGENDA ITEM # Date: 03/09/17
CAC AGENDA ITEM #10a Date: 02/27/17	

Regional Flood Control District
AGENDA ITEM DEVELOPMENT

Staff Discussion:

Date: 02/13/17

**RANGE WASH – ANN BRANCH
INTERLOCAL CONTRACT – NLV03F17**

The City of North Las Vegas has submitted a request to approve an interlocal contract for design engineering, right-of-way and environmental mitigation in the amount of \$1,081,889 for the Range Wash – Ann Branch project.

The Range Wash – Ann Branch project (Structure Nos. RWAN 0000 and 0050) is identified in the Regional Flood Control District's Ten-Year Construction Program with design scheduled to begin in fiscal year 2016/2017. This interlocal contract applies to design, right-of-way acquisition and environmental mitigation of 6,460 feet of 10' by 7' storm drain within Ann Road between Hollywood Boulevard and Mt. Hood Street, Mt. Hood Street between Ann Road and Tropical Parkway and Tropical Parkway to approximately 1,070 feet west of the intersection of Tropical Parkway and Mt. Hood Street.

District funding will be provided as follows:

Design Engineering	\$ 821,889
Right-of-Way	\$ 250,000
Environmental Mitigation	\$ 10,000
Total ILC Value	\$1,081,889

The District Attorney has reviewed the contract.

Staff Recommendation:

Approve subject to approval of the Ten Year Construction Program Amendment item on this agenda.

Discussion by Technical Advisory Committee:

AGENDA
#10a Date: 02/23/17

Recommendation:

Discussion by Citizens Advisory Committee:

AGENDA
#10a Date: 02/27/17

Recommendation:

INTERLOCAL CONTRACT
RANGE WASH – ANN BRANCH

THIS INTERLOCAL CONTRACT made and entered into as of the ____ day of _____, 2017 by and between the Clark County Regional Flood Control District, hereinafter referred to as “DISTRICT”, and the City of North Las Vegas hereinafter referred to as (“CITY”).

W I T N E S S E T H

WHEREAS, pursuant to Chapter 543 of the Nevada Revised Statutes, the DISTRICT may approve a project to design and construct flood control improvements, and;

WHEREAS, the flood control improvements proposed herein are the same as those generally identified in the 2013 Master Plan Update, as Structure Nos. RWAN 0000 and 0050, hereinafter referred to as “PROJECT”; and

WHEREAS, the PROJECT is identified and shown on the attached Exhibit “A”; and

WHEREAS, the PROJECT has been approved by the DISTRICT on its Ten Year Construction Program; and

WHEREAS, the PROJECT has regional flood control significance and is located in the same hydrographic area as the Las Vegas Valley.

NOW, THEREFORE, in consideration of the covenants, conditions, contracts, and promises of the parties hereto, the DISTRICT and the CITY agree to the following:

SECTION I - SCOPE OF THE PROJECT

This INTERLOCAL CONTRACT applies to design, right-of-way acquisition and environmental mitigation associated with the Range Wash – Ann Branch project. The basic improvements shall consist of flood water facilities including pipes, channels, dikes, energy dissipators, channel structures, channel access and other appurtenances as may be necessary to control floodwaters. The improvements shall be funded through DISTRICT funds as herein described. This PROJECT is further identified and shown on the attached Exhibit “A.”

SECTION II - PROJECTS COSTS

The DISTRICT agrees to fund project costs within the limits specified below:

1. The engineering and design shall not exceed \$821,889.
2. A Section 8 Environmental Assessment shall be completed at a cost not to exceed \$10,000.
3. Preparation of right-of-way drawings, descriptions, title reports of the right-of-way required, appraisals and right of way acquisition at a cost not to exceed \$250,000.
4. The total cost of this Contract shall not exceed \$1,081,889 which includes all the items described in the paragraphs above.
5. If at any time during the term of this Contract the entity determines that a portion of the funds provided pursuant to this Contract will not be needed for the project, then the entity will notify the District in writing of the amount of funds that are not anticipated to be used for the project. Upon receipt of said notification the District's obligation to pay the maximum amount set forth herein will automatically be reduced by the amount specified in the notification.
6. A written request must be made to the DISTRICT and approved by the Board to reallocate funds between phases of the project. No other approval by the Lead Entity is required.
7. A written request must be made to the DISTRICT and a Supplemental Interlocal Contract approved by the Board to increase the total cost of the contract noted above prior to payment of any additional funds.

SECTION III - GENERAL

1. The Clark County Regional Flood Control District shall be shown on the title sheet of both the plans and the specifications as the funding agency.
2. The CITY will comply with the Local Purchasing Act, Chapter 332 and Public Works Projects, Chapter 338, of the Nevada Revised Statutes.
3. The CITY, its employees, and representatives shall at all times comply with all applicable laws, ordinances, statutes, rules, and regulations in effect at the time work is performed on the PROJECT.
4. The CITY will require appropriate financial security for the construction of the PROJECT.

5. The CITY shall provide all impacted entities and the DISTRICT with the opportunity to provide the CITY with input relative to the following processes: scope of services development; consultant selection; design, construction and maintenance review; and monitoring of the effectiveness and impacts of facilities on flood flows.
6. Applicable portions of the current editions of the Policies and Procedures, the Hydrologic Criteria and Drainage Design Manual, and Uniform Regulations for the Control of Drainage adopted by the DISTRICT will apply in developing this PROJECT unless specifically superseded by this CONTRACT.
7. Purchases of right-of-way in excess of that actually needed for construction will not be allowed unless a comparison between the cost of excess acquisition and needed acquisition, including damages, indicates that benefits from such a transaction would result. Title to residual property will be vested in the name of the CITY. Revenues derived from the sale of these properties, less the cost of the sale of these properties, will be forwarded to the DISTRICT.
8. Administrative settlements and acceptance of counter offers involving right-of-way may only be made following a review and approval by the DISTRICT.
9. The DISTRICT will pay the CITY, or make payment directly to its contractor or its consultant, each month for project costs as outlined in SECTION II - PROJECT COSTS. Invoices must identify and allocate all costs to the categories noted below:
 - a. Right-of-Way acquisition including appraisals, title and escrow, negotiations, legal fees, recording fees, etc.
 - b. Predesign Engineering (all work prior to design, excluding right-of-way)
 - c. Design Engineering
 - d. Construction Engineering
 - e. Construction (all work after award of construction contract)
 - f. Environmental: costs incurred by the Lead Entity for the preparation of environmental documentation applicable to the project and costs incurred for the implementation of mitigation measures provided in an environmental document (e.g., EIS OR EA)
 - g. Other including landscaping, flood insurance rate map amendments or revisions, etc.
10. Accurate documentation of all work performed and payments made will be maintained by the CITY for a period of three (3) years in hard copy form after final project approval and payment. Following the three year period, the CITY shall keep records for permanent storage in original form, in microfilm/fiche media, or an electronic format.
11. The DISTRICT reserves the right to review and/or audit all records pertaining to all projects both during and after project completion.

12. Up to the limits set forth in NRS Chapter 41, the CITY will indemnify and defend the DISTRICT against and from any and all claims and demands of whatsoever nature which arises out of allegations of negligence or misconduct of CITY officers, employees or agents, related to or under this Contract which results from injury to or death of any persons whomsoever, or against and from damage to or loss or destruction of property.
13. Any costs found to be improperly allocated to this PROJECT will be refunded by the CITY to the DISTRICT.

\

\

\

\

\

\

\

\

\

\

\

\

\

\

\

\

\

\

14. The items covered in SECTION II - PROJECT COSTS must be completed to the satisfaction of the DISTRICT prior to June 30, 2018. The DISTRICT may, at any time thereafter, grant extensions or terminate this CONTRACT after thirty (30) days notice.

Date of District Action:

REGIONAL FLOOD CONTROL DISTRICT

BY: _____
LAWRENCE L. BROWN, III
Chairman

ATTEST:

DEANNA HUGHES
Secretary to the Board

Approved as to Form:

BY: _____
CHRISTOPHER FIGGINS
Chief Deputy District Attorney

Date of Council Action:

CITY OF NORTH LAS VEGAS

ATTEST:

BY _____
JOHN J. LEE
Mayor

CATHERINE A. RAYNOR, MMC
City Clerk

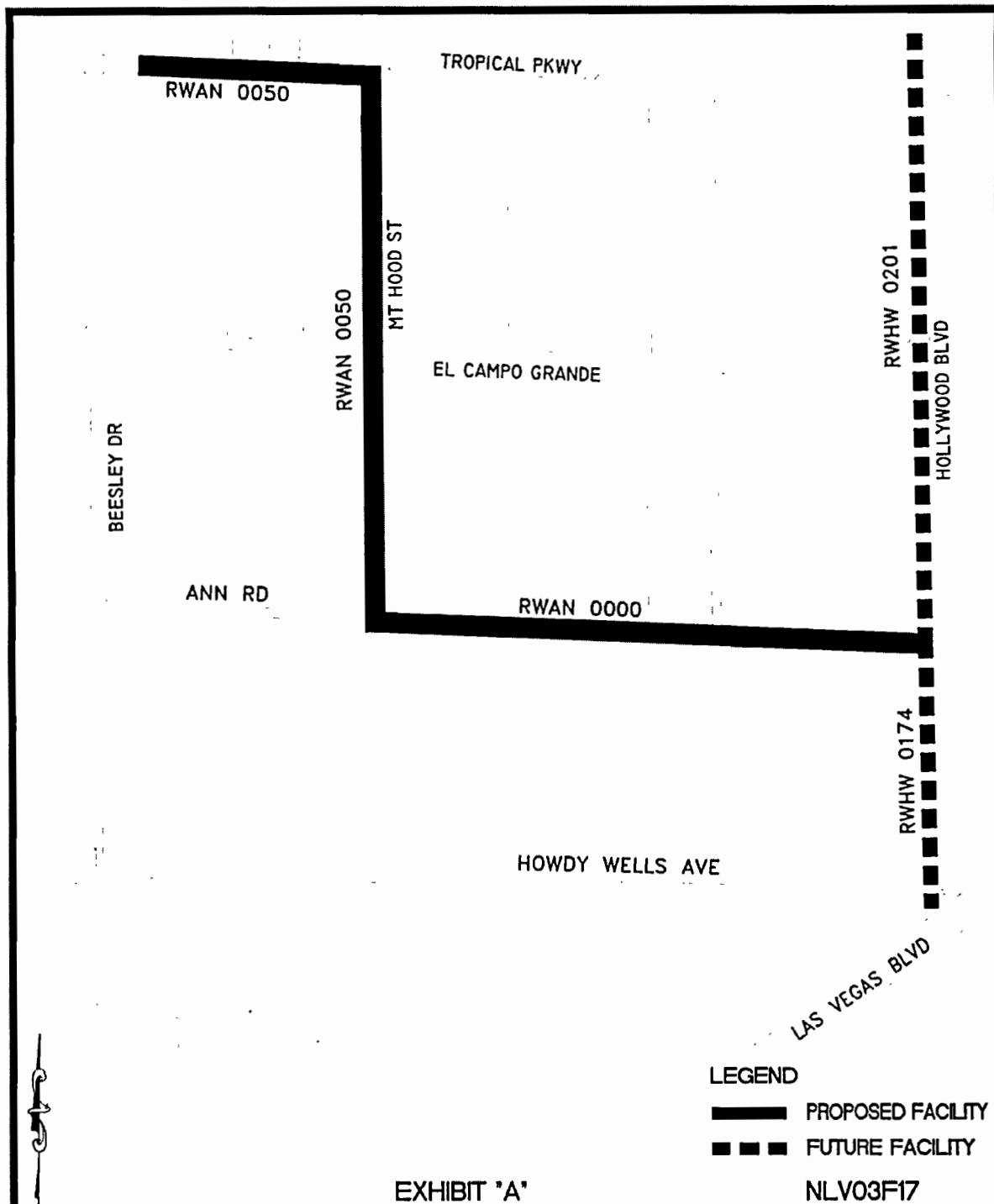


EXHIBIT 'A'

NLV03F17



DEPARTMENT OF PUBLIC WORKS
ENGINEERING AND
CONSTRUCTION SERVICES DIVISION
RANGE WASH
ANN BRANCH

SCALE:	N.T.S.
DRAWING NAME:	10457-VIC.dwg
DRAWN BY:	T. Cochran
DATE:	February 9, 2017
SHEET NUMBER	1 OF 1

**CLARK COUNTY
REGIONAL FLOOD CONTROL DISTRICT
AGENDA ITEM**

SUBJECT:
HOLLYWOOD SYSTEM, CENTENNIAL PARKWAY TO SPEEDWAY #2 DETENTION BASIN

PETITIONER:
JENNIFER E. DOODY, P.E., CFM, DIRECTOR OF PUBLIC WORKS
CITY OF NORTH LAS VEGAS

RECOMMENDATION OF PETITIONER:
THAT THE REGIONAL FLOOD CONTROL DISTRICT APPROVE AN INTERLOCAL CONTRACT FOR DESIGN FOR THE HOLLYWOOD SYSTEM, CENTENNIAL PARKWAY TO SPEEDWAY #2 DETENTION BASIN – NLV03G17 (FOR POSSIBLE ACTION)

FISCAL IMPACT:

	CURRENT
Design Engineering	\$380,345
Environmental Mitigation	\$ 10,000
Right-of-Way	\$507,125
Total ILC Value	\$897,470

BACKGROUND:


The Hollywood System, Centennial Parkway to Speedway #2 Detention Basin (Structure Nos. RWHW 0300, 0355, 0369, 0410 and 0412) is identified in the Regional Flood Control District's Ten-Year Construction Program with design scheduled to begin in Fiscal Year 2016/2017.

This interlocal contract applies to design, right-of-way acquisition and environmental mitigation of flood control facilities including pipes, channels, channel structures and upgrade to the Speedway #2 Detention Basin and other appurtenances as may be necessary to control floodwaters.

This storm drain system is identified in the CCRFCD Master Plan.

Respectfully submitted,

TAC AGENDA ITEM #10b Date: 02/23/17	RFCD AGENDA ITEM # Date: 03/09/17
CAC AGENDA ITEM #10b Date: 02/27/17	


Jennifer E. Doody, P.E., CFM
Director of Public Works

Regional Flood Control District
AGENDA ITEM DEVELOPMENT

Staff Discussion:

Date: 02/13/17

**HOLLYWOOD SYSTEM, CENTENNIAL PARKWAY TO SPEEDWAY #2 DETENTION BASIN
INTERLOCAL CONTRACT – NLV03G17**

The City of North Las Vegas has submitted a request to approve an interlocal contract for design engineering, right-of-way and environmental mitigation in the amount of \$897,470 for the Hollywood System, Centennial Parkway to Speedway #2 Detention Basin project.

The Hollywood System, Centennial Parkway to Speedway #2 Detention Basin project (Structure Nos. RWHW 0300, 0355, 0369, 0410 and 0412) is identified in the Regional Flood Control District's Ten-Year Construction Program with design scheduled to begin in fiscal year 2016/2017. This interlocal contract applies to design, right-of-way acquisition and environmental mitigation of flood control facilities including pipes, channels, channel structures and upgrade to the Speedway #2 Detention Basin.

District funding will be provided as follows:

Design Engineering	\$380,345
Right-of-Way	\$507,125
Environmental Mitigation	\$ 10,000
Total ILC Value	\$897,470

The District Attorney has reviewed the contract.

Staff Recommendation:

Approve.

Discussion by Technical Advisory Committee:

AGENDA
#10b Date: 02/23/17

Recommendation:

Discussion by Citizens Advisory Committee:

AGENDA
#10b Date: 02/27/17

Recommendation:

INTERLOCAL CONTRACT
HOLLYWOOD SYSTEM
CENTENNIAL PARKWAY TO SPEEDWAY #2 DETENTION BASIN

THIS INTERLOCAL CONTRACT made and entered into as of the ____ day of _____, 2017 by and between the Clark County Regional Flood Control District, hereinafter referred to as "DISTRICT", and the City of North Las Vegas hereinafter referred to as ("CITY").

W I T N E S S E T H

WHEREAS, pursuant to Chapter 543 of the Nevada Revised Statutes, the DISTRICT may approve a project to design and construct flood control improvements, and;

WHEREAS, the flood control improvements proposed herein are the same as those generally identified in the 2013 Master Plan Update, as Structure Nos. RWHW 0300, 0355, 0369, 0410 and 0412, hereinafter referred to as "PROJECT"; and

WHEREAS, the PROJECT is identified and shown on the attached Exhibit "A"; and

WHEREAS, the PROJECT has been approved by the DISTRICT on its Ten Year Construction Program; and

WHEREAS, the PROJECT has regional flood control significance and is located in the same hydrographic area as the Las Vegas Valley.

NOW, THEREFORE, in consideration of the covenants, conditions, contracts, and promises of the parties hereto, the DISTRICT and the CITY agree to the following:

SECTION I - SCOPE OF THE PROJECT

This INTERLOCAL CONTRACT applies to design, right-of-way acquisition and environmental mitigation associated with the Hollywood System, Centennial Parkway to Speedway #2 Detention Basin project. The basic improvements shall consist of flood water facilities including pipes, channels, dikes, energy dissipators, channel structures, channel access and other appurtenances as may be necessary to control floodwaters. The improvements shall be funded through DISTRICT funds as herein described. This PROJECT is further identified and shown on the attached Exhibit "A."

SECTION II - PROJECTS COSTS

The DISTRICT agrees to fund project costs within the limits specified below:

1. The engineering and design shall not exceed \$380,345.
2. A Section 8 Environmental Assessment shall be completed at a cost not to exceed \$10,000.
3. Preparation of right-of-way drawings, descriptions, title reports of the right-of-way required, appraisals and right of way acquisition at a cost not to exceed \$507,125.
4. The total cost of this Contract shall not exceed \$897,470 which includes all the items described in the paragraphs above.
5. If at any time during the term of this Contract the entity determines that a portion of the funds provided pursuant to this Contract will not be needed for the project, then the entity will notify the District in writing of the amount of funds that are not anticipated to be used for the project. Upon receipt of said notification the District's obligation to pay the maximum amount set forth herein will automatically be reduced by the amount specified in the notification.
6. A written request must be made to the DISTRICT and approved by the Board to reallocate funds between phases of the project. No other approval by the Lead Entity is required.
7. A written request must be made to the DISTRICT and a Supplemental Interlocal Contract approved by the Board to increase the total cost of the contract noted above prior to payment of any additional funds.

SECTION III - GENERAL

1. The Clark County Regional Flood Control District shall be shown on the title sheet of both the plans and the specifications as the funding agency.
2. The CITY will comply with the Local Purchasing Act, Chapter 332 and Public Works Projects, Chapter 338, of the Nevada Revised Statutes.
3. The CITY, its employees, and representatives shall at all times comply with all applicable laws, ordinances, statutes, rules, and regulations in effect at the time work is performed on the PROJECT.
4. The CITY will require appropriate financial security for the construction of the PROJECT.

5. The CITY shall provide all impacted entities and the DISTRICT with the opportunity to provide the CITY with input relative to the following processes: scope of services development; consultant selection; design, construction and maintenance review; and monitoring of the effectiveness and impacts of facilities on flood flows.
6. Applicable portions of the current editions of the Policies and Procedures, the Hydrologic Criteria and Drainage Design Manual, and Uniform Regulations for the Control of Drainage adopted by the DISTRICT will apply in developing this PROJECT unless specifically superseded by this CONTRACT.
7. Purchases of right-of-way in excess of that actually needed for construction will not be allowed unless a comparison between the cost of excess acquisition and needed acquisition, including damages, indicates that benefits from such a transaction would result. Title to residual property will be vested in the name of the CITY. Revenues derived from the sale of these properties, less the cost of the sale of these properties, will be forwarded to the DISTRICT.
8. Administrative settlements and acceptance of counter offers involving right-of-way may only be made following a review and approval by the DISTRICT.
9. The DISTRICT will pay the CITY, or make payment directly to its contractor or its consultant, each month for project costs as outlined in SECTION II - PROJECT COSTS. Invoices must identify and allocate all costs to the categories noted below:
 - a. Right-of-Way acquisition including appraisals, title and escrow, negotiations, legal fees, recording fees, etc.
 - b. Predesign Engineering (all work prior to design, excluding right-of-way)
 - c. Design Engineering
 - d. Construction Engineering
 - e. Construction (all work after award of construction contract)
 - f. Environmental: costs incurred by the Lead Entity for the preparation of environmental documentation applicable to the project and costs incurred for the implementation of mitigation measures provided in an environmental document (e.g., EIS OR EA)
 - g. Other including landscaping, flood insurance rate map amendments or revisions, etc.
10. Accurate documentation of all work performed and payments made will be maintained by the CITY for a period of three (3) years in hard copy form after final project approval and payment. Following the three year period, the CITY shall keep records for permanent storage in original form, in microfilm/fiche media, or an electronic format.
11. The DISTRICT reserves the right to review and/or audit all records pertaining to all projects both during and after project completion.

12. Up to the limits set forth in NRS Chapter 41, the CITY will indemnify and defend the DISTRICT against and from any and all claims and demands of whatsoever nature which arises out of allegations of negligence or misconduct of CITY officers, employees or agents, related to or under this Contract which results from injury to or death of any persons whomsoever, or against and from damage to or loss or destruction of property.
13. Any costs found to be improperly allocated to this PROJECT will be refunded by the CITY to the DISTRICT.

\

\

\

\

\

\

\

\

\

\

\

\

\

\

\

\

\

\

\

14. The items covered in SECTION II - PROJECT COSTS must be completed to the satisfaction of the DISTRICT prior to June 30, 2018. The DISTRICT may, at any time thereafter, grant extensions or terminate this CONTRACT after thirty (30) days notice.

Date of District Action:

REGIONAL FLOOD CONTROL DISTRICT

BY: _____

LAWRENCE L. BROWN, III
Chairman

ATTEST:

DEANNA HUGHES
Secretary to the Board

Approved as to Form:

BY: _____

CHRISTOPHER FIGGINS
Chief Deputy District Attorney

Date of Council Action:

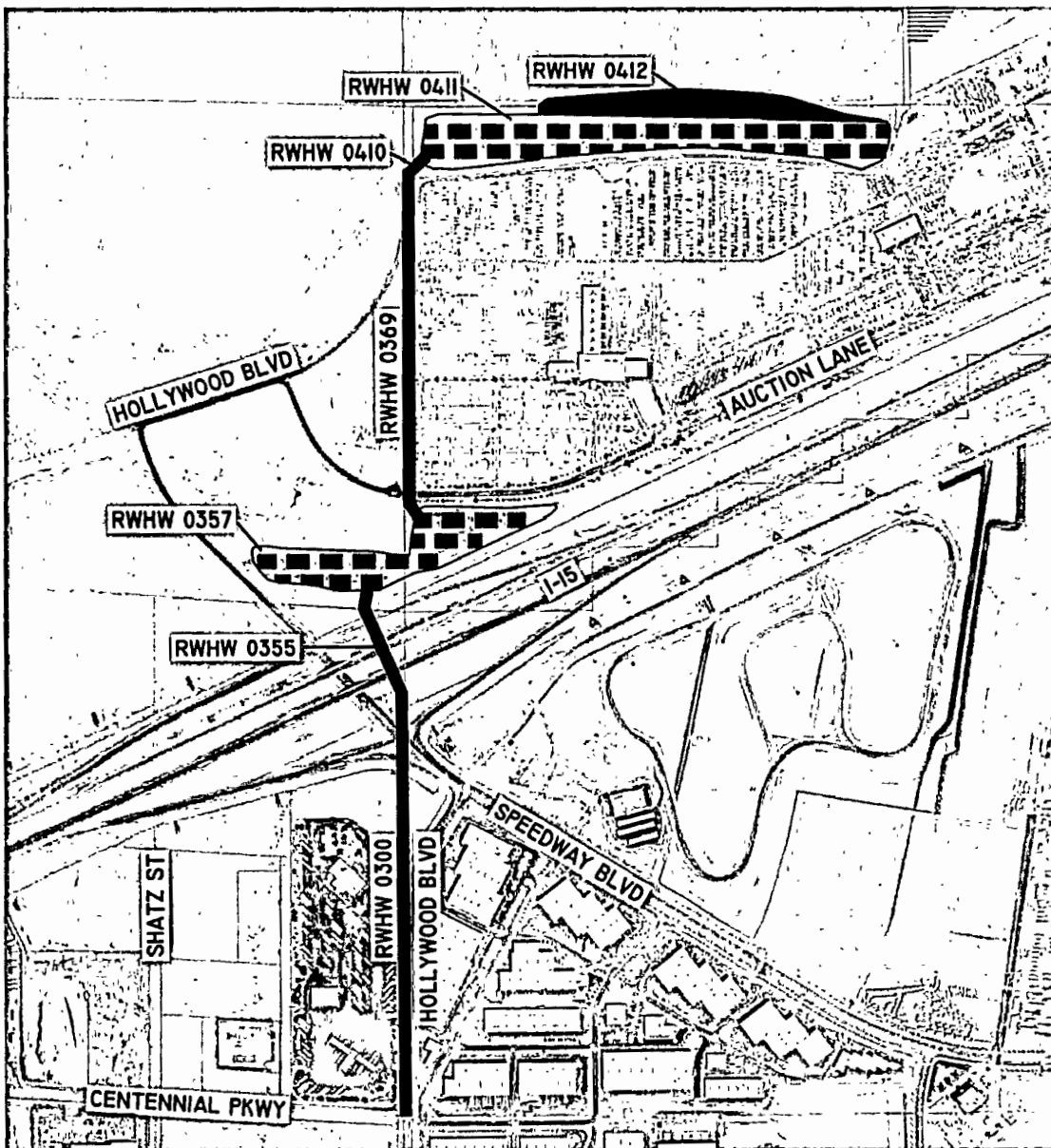
CITY OF NORTH LAS VEGAS

BY _____

ATTEST:

JOHN J. LEE
Mayor

CATHERINE A. RAYNOR, MMC
City Clerk



LEGEND

- PROPOSED FACILITY
- - - EXISTING FACILITY

EXHIBIT 'A'

NLV03G17



DEPARTMENT OF PUBLIC WORKS
ENGINEERING AND
CONSTRUCTION SERVICES DIVISION
HOLLYWOOD SYSTEM
CENTENNIAL PARKWAY TO SPEEDWAY #2 DETENTION BASIN

SCALE: N.T.S.
DRAWING NAME: 10407-VIC.dwg
DRAWN BY: T. Cochran
DATE: February 9, 2017
SHEET NUMBER 1 OF 1

CLARK COUNTY
REGIONAL FLOOD CONTROL DISTRICT
AGENDA ITEM

SUBJECT:

CENTENNIAL PARKWAY CHANNEL WEST – US95, CC215 TO GRAND TETON

PETITIONER: DAVID N. BOWERS, DIRECTOR

CITY OF LAS VEGAS PUBLIC WORKS

RECOMMENDATION OF PETITIONER:

IT IS RECOMMENDED THAT THE CLARK COUNTY REGIONAL FLOOD CONTROL DISTRICT ACCEPT THE PRESENTATION ON THE PROPOSED CENTENNIAL PARKWAY CHANNEL WEST – US95, CC215 TO GRAND TETON – LAS23I17 (FOR POSSIBLE ACTION)

FISCAL IMPACT: None by this action

BACKGROUND:

Centennial Parkway Channel West – US95, CC 215 to Grand Teton is described in the 2013 Master Plan Update as Facility Number CNWE 0325, CN95 0000, 0068, 0102 and 0167. It is further identified in the Regional Flood Control District's Ten-Year Construction Program with construction scheduled to begin in FY 2017-18. The proposed improvements include approximately 1.1 miles of 20' x 7' RCB, 400-feet of 20' x 9' rectangular open channel, 3650-feet of 16' x 7' RCB, 400- feet of 15' x 9' RCB and associated collection facilities along US95 from CC215 to Grand Teton Drive. This facility will be constructed by Nevada Department of Transportation (NDOT) as a part of US95NW Phase 2B Project. The City of Las Vegas will enter into an agreement with NDOT for the payment of this facility. Combining this facility with the overall road project will result in cost savings and will benefit the traveling public by limiting the time the roadway is under construction.

Representatives from the City of Las Vegas will be available to respond to any questions following the brief presentation.

Respectfully submitted,



David N. Bowers, Director
Department of Public Works

TAC AGENDA

ITEM # 11a

Date: 02/23/17

RFCD AGENDA

ITEM #

Date: 03/09/17

CAC AGENDA

ITEM # 11a

Date: 02/27/17

Regional Flood Control District
AGENDA ITEM DEVELOPMENT

Staff Discussion:

Date: 02/13/17

**CENTENNIAL PARKWAY CHANNEL WEST – US95, DURANGO TO GRAND TETON
PROJECT PRESENTATION – LAS23I17**

Centennial Parkway Channel West – US95, CC 215 to Grand Teton is described in the 2013 Master Plan Update as Facility Number CNWE 0325, CN95 0000, 0068, 0102 and 0167. It is further identified in the Regional Flood Control District's Ten-Year Construction Program with construction scheduled to begin in FY 2017-18. The proposed improvements include approximately 1.1 miles of 20' x 7' RCB, 400-feet of 20' x 9' rectangular open channel, 3650-feet of 16' x 7' RCB, 400- feet of 15' x 9' RCB and associated collection facilities along US95 from CC215 to Grand Teton Drive. This facility will be constructed by Nevada Department of Transportation (NDOT) as a part of US95NW Phase 2B Project. The City of Las Vegas will enter into an agreement with NDOT for the payment of this facility. Combining this facility with the overall road project will result in cost savings and will benefit the traveling public by limiting the time the roadway is under construction. All necessary local, state and federal permits including environmental have been acquired.

Representatives from the City of Las Vegas will be available to respond to any questions following the brief presentation.

Staff Recommendation:

Accept the project presentation.

Discussion by Technical Advisory Committee:

AGENDA
#11a Date: 02/23/17

Recommendation:

Discussion by Citizens Advisory Committee:

AGENDA
#11a Date: 02/27/17

Recommendation:



February 23, 2017

Steven C. Parrish, P.E.
General Manager/Chief Engineer
Clark County Regional Flood Control District
600 South Grand Central Parkway, Suite 300
Las Vegas, NV 89106-5411

**LAS VEGAS
CITY COUNCIL**

Carolyn G. Goodman
Mayor

Steven D. Ross
Mayor Pro Tem

Lois Tarkanian
Ricki Y. Barlow
Stavros S. Anthony
Bob Coffin
Bob Beers

Elizabeth N. Fretwell
City Manager

**DEPARTMENT OF
PUBLIC WORKS**

David N. Bowers
Director

**DEVELOPMENT
SERVICES CENTER**
333 NORTH RANCHO DRIVE
7TH FLOOR
LAS VEGAS, NV 89106
702.229.4532
TTY 711



RE: Centennial Parkway Channel West – US95, CC215 to Grand Teton

Dear Mr. Parrish:

The City of Las Vegas is pleased to present this project to the Technical Advisory Committee, Citizens Advisory Committee and the District's Board for approval. The design plans and specifications for the above referenced project are now over 90% complete and have been submitted to the District. The following information is being submitted to comply with the requirements set forth by NRS 543.580:

Project History and Project Description: The Centennial Parkway Channel West – US95, CC 215 to Grand Teton is described in the 2013 Master Plan Update as Facility Number CNWE 0325, CN95 0000, 0068, 0102 and 0167. It is further identified in the Regional Flood Control District's Ten-Year Construction Program with construction scheduled to begin in FY 2017-18. The proposed improvements include approximately 1.1 miles of 20' x 7' RCB, 400-feet of 20' x 9' rectangular open channel, 3650-feet of 16' x 7' RCB, 400- feet of 15' x 9' RCB and associated collection facilities along US95 from CC215 to Grand Teton Drive. This facility will be constructed by Nevada Department of Transportation (NDOT) as a part of US95NW Phase 2B Project. The City of Las Vegas will enter into an agreement with NDOT for the payment of this facility. Combining this facility with the overall road project will result in cost savings and will benefit the traveling public by limiting the time the roadway is under construction. The improvements shall be funded through DISTRICT funds as herein described. This project is further identified and shown on the attached Exhibit "A".

Project Cost: A detailed cost estimate for construction is attached as "Exhibit B". Project costs are estimated to be:

Design Engineering	\$ 2,234,702
Environmental Mitigation	\$ 6,000
Right-of-Way	\$ 6,000
Construction	\$ 25,861,554
Construction Management	\$ 1,810,309
Nevada Department of Transportation	\$ 46,300,000
Project Total =	\$ 76,218,565

Outside Funding Sources: There is a outside funding source included in the project.



Projected Construction Schedule: If funding were made available today, listed below are the estimated dates for construction of the project.

- Award of Bid Date: July 1, 2017
- Construction Start Date: September 1, 2017
- Project Duration: 24 months

Cash Flow Projections: Attached is a cash flow projection that estimates how funds will be drawn to pay the contractor.

Right-of-Way: The project will be constructed within an existing Public Right-of-Way.


Economic Benefit: Based on the report prepared by the District dated August 8, 2005 and accepted by the Board on September 8, 2005, the cost benefit ratio is determined to be 2.0 to 1.

Environmental Requirements: Environmental requirements were approved by FHWA as a part of US95 widening project in May 7, 2008.

Project Enhancements: None.

If you have any questions, please contact the undersigned at 229-1815.

Sincerely,



Oh-Sang Kwon, P.E.
Engineering Project Manager
Department of Public Works

Enclosures:

Cash Flow Projection
Project Map – “Exhibit A”
Detailed Cost Estimate – “Exhibit B”

cc: David Bowers, P.E. – CLV
Allen Pavelka, P.E. – CLV
Jeremy Leavitt, P.E. – CLV

Clark County Regional Flood Control District Cash Flow Projection

Today's Date: 2/9/2017

Project Number: LAS23117

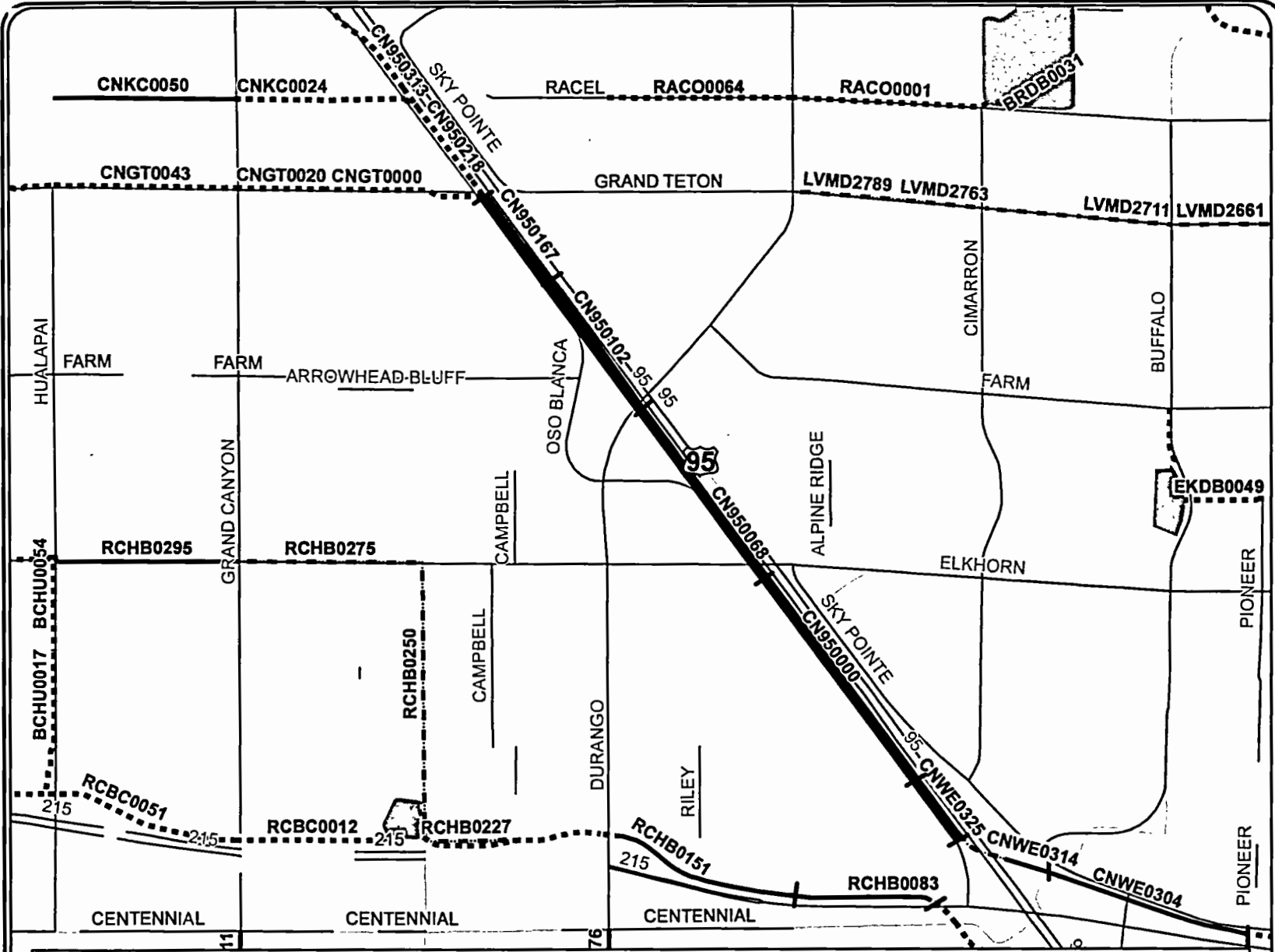
Project Name: Centennial Parkway Channel West - US95, CC215 to Grand Teton

Project Type: Storm Drain

ILC Amount: \$27,671,863 Construction ONLY

Construction Schedule			
Milestone	Estimate	Revised	Actual
Award of Bid	7/1/2017		
CONS Start	9/1/2017		
CONS Complete	8/31/2019		
Project Duration	24 months		

Billing Month	Original Estimate		Actual Drawdowns		Variance		Revised Estimate	
	\$	%	\$	%	\$	%	\$	%
Sep-17	\$13,835,932	50%						
Oct-17								
Nov-17								
Dec-17								
Jan-18								
Feb-18								
Mar-18								
Apr-18								
May-18								
Jun-18								
Jul-18								
Aug-18								
Sep-18								
Oct-18								
Nov-18								
Dec-18								
Jan-19								
Feb-19								
Mar-19								
Apr-19								
May-19								
Jun-19								
Jul-19								
Aug-19	\$13,835,932	50%						
Total	\$27,671,863	100%						0.00%



- LEGEND**
- PROPOSED PROJECT LIMIT
 - PROPOSED REGIONAL STORM DRAIN FACILITY
 - EXISTING REGIONAL STORM DRAIN FACILITY
 - REGIONAL DETENTION BASIN

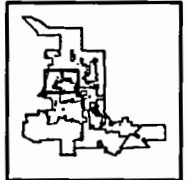


EXHIBIT A
CENTENNIAL PKWY CHANNEL WEST - US95, CC215 TO GRAND TETON

JUNE 15
(LAS23117)

CENTENNIAL PARKWAY CHANNEL WEST - US95

CC215 to Grand Teton
90% COMBINED QUANTITY ESTIMATE
February 8, 2017

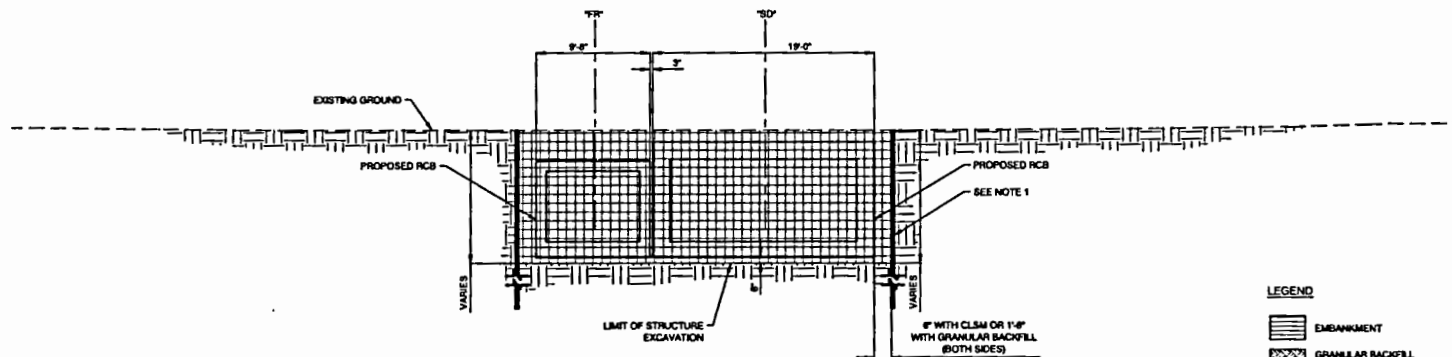
Item Number	Pay Item Description	Unit	Unit Cost	Subtotal	
				Quantity	Bid Amount
2010120	CLEARING AND GRUBBING	ACRE	\$ 2,425.00	12.00	\$ 29,100.00
2020256	REMOVAL OF REINFORCED CONCRETE BOX CULVERT	LINEAR FOOT	\$ 90.00	225.00	\$ 20,250.00
2020260	REMOVAL OF PORTION OF REINFORCED CONCRETE BOX CULVERT	EACH	\$ 1,400.00	1.00	\$ 1,400.00
2020385	REMOVE CONCRETE CHANNEL	SQUARE FEET	\$ 150.00	7,227.00	\$ 1,084,050.00
2020400	REMOVAL OF CONCRETE BARRIER RAIL	LINEAR FOOT	\$ 15.00	723.00	\$ 10,845.00
2020450	REMOVE END SECTION	EACH	\$ 300.00	18.00	\$ 5,400.00
2020530	REMOVAL OF HEADWALL	EACH	\$ 1,200.00	16.00	\$ 19,200.00
2020595	REMOVAL OF CHAIN LINK FENCE	LINEAR FOOT	\$ 6.00	3,619.00	\$ 21,714.00
2020640	REMOVE RIPRAP	LUMP SUM	\$ 18,250.00	1.00	\$ 18,250.00
2020925	REMOVAL OF PULL BOX	EACH	\$ 450.00	3.00	\$ 1,350.00
2020965	REMOVAL OF BITUMINOUS SURFACE	SQUARE YARD	\$ 4.00	2,748.00	\$ 10,992.00
2021035	REMOVAL OF MANHOLE	EACH	\$ 500.00	4.00	\$ 2,000.00
2021040	REMOVE DROP INLET	EACH	\$ 500.00	2.00	\$ 1,000.00
2021140	REMOVAL OF SIGN	EACH	\$ 50.00	7.00	\$ 350.00
2021230	REMOVAL OF STORM DRAIN PIPE	LINEAR FOOT	\$ 10.00	1,286.00	\$ 12,860.00
2030140	ROADWAY EXCAVATION	CUBIC YARD	\$ 17.00	4,039.00	\$ 68,663.00
2030160	DRAINAGE EXCAVATION	CUBIC YARD	\$ 10.00	6,631.00	\$ 66,310.00
2030170	CHANNEL EXCAVATION	CUBIC YARD	\$ 10.00	182,853.00	\$ 1,828,530.00
2030690	GEOTEXTILE (CLASS 1)	SQUARE YARD	\$ 10.00	299.00	\$ 2,990.00
2060110	STRUCTURE EXCAVATION	CUBIC YARD	\$ 10.00	9,669.00	\$ 96,690.00
2070110	GRANULAR BACKFILL	CUBIC YARD	\$ 30.00	11,620.00	\$ 348,600.00
2070130	BACKFILL	CUBIC YARD	\$ 15.00	111,622.00	\$ 1,674,330.00
2070150	SLURRY CEMENT BACKFILL	CUBIC YARD	\$ 75.00	12,797.00	\$ 959,775.00
3020130	TYPE 1 CLASS B AGGREGATE BASE	ENGLISH TON	\$ 15.00	3,870.00	\$ 58,050.00
3020170	TYPE 2 CLASS A AGGREGATE BASE	ENGLISH TON	\$ 15.00	5,433.00	\$ 81,495.00
4020180	PLANTMIX SURFACING (TYPE 2)(WET)	ENGLISH TON	\$ 85.00	598.00	\$ 50,830.00
4020190	PLANTMIX SURFACING (TYPE 2C)(WET)	TON	\$ 85.00	1,600.00	\$ 136,000.00
4030110	PLANTMIX OPEN-GRADED SURFACING (3/8-INCH)(WET)	ENGLISH TON	\$ 105.00	339.00	\$ 35,595.00
5020180	CONCRETE BARRIER RAIL (TYPE A)	LINEAR FOOT	\$ 50.00	550.00	\$ 27,500.00
5020920	CLASS A CONCRETE, MODIFIED (MAJOR)	CUBIC YARD	\$ 450.00	21,440.00	\$ 9,648,000.00
5020930	CLASS A CONCRETE, MODIFIED (MINOR)	CUBIC YARD	\$ 1,200.00	173.00	\$ 207,600.00
5021280	8-FOOT X 8-FOOT PRECAST CONCRETE BOX CULVERT	LINEAR FOOT	\$ 800.00	1,633.00	\$ 1,306,400.00
5021518	18-FOOT X 7-FOOT PRECAST CONCRETE BOX CULVERT	LINEAR FOOT	\$ 1,100.00	578.00	\$ 635,800.00
5021520	20-FOOT X 7-FOOT PRECAST CONCRETE BOX CULVERT	LINEAR FOOT	\$ 1,250.00	375.00	\$ 468,750.00
5050100	REINFORCING STEEL	POUND	\$ 0.75	4,475,755.00	\$ 3,356,816.25
5060750	PEDESTRIAN RAIL, TYPE R	LINEAR FOOT	\$ 175.00	28.00	\$ 4,900.00
5060820	PEDESTRIAN RAIL, TYPE X	LINEAR FOOT	\$ 100.00	880.00	\$ 88,000.00
6030170	18-INCH REINFORCED CONCRETE PIPE, CLASS III	LINEAR FOOT	\$ 120.00	331.00	\$ 39,720.00
6030230	24-INCH REINFORCED CONCRETE PIPE, CLASS III	LINEAR FOOT	\$ 130.00	822.00	\$ 106,860.00
6030290	30-INCH REINFORCED CONCRETE PIPE, CLASS III	LINEAR FOOT	\$ 140.00	284.00	\$ 39,760.00
6030350	36-INCH REINFORCED CONCRETE PIPE, CLASS III	LINEAR FOOT	\$ 160.00	112.00	\$ 17,920.00
6030410	42-INCH REINFORCED CONCRETE PIPE, CLASS III	LINEAR FOOT	\$ 200.00	111.00	\$ 22,200.00
6030440	48-INCH REINFORCED CONCRETE PIPE, CLASS III	LINEAR FOOT	\$ 175.00	224.00	\$ 39,200.00
6030490	54-INCH REINFORCED CONCRETE PIPE, CLASS III	LINEAR FOOT	\$ 275.00	490.00	\$ 134,750.00
6030510	60-INCH REINFORCED CONCRETE PIPE, CLASS III	LINEAR FOOT	\$ 350.00	44.00	\$ 15,400.00
6031050	24-INCH PRECAST END SECTION	EACH	\$ 1,200.00	2.00	\$ 2,400.00
6031070	30-INCH PRECAST END SECTION	EACH	\$ 1,500.00	1.00	\$ 1,500.00
6090360	SPECIAL MANHOLE (RCB)	EACH	\$ 2,500.00	28.00	\$ 70,000.00
6090380	TYPE 1 MANHOLE (MODIFIED)	EACH	\$ 5,500.00	3.00	\$ 16,500.00
6090390	TYPE 2 MANHOLE (MODIFIED)	EACH	\$ 9,000.00	2.00	\$ 18,000.00
6090400	TYPE 4 MANHOLE	EACH	\$ 10,000.00	6.00	\$ 60,000.00
6090470	BRICK AND MORTAR PLUG	EACH	\$ 100.00	8.00	\$ 800.00
6090530	CUT & PLUG STORM DRAIN	EACH	\$ 250.00	4.00	\$ 1,000.00
6091030	CASTINGS	POUND	\$ 4.50	41,550.00	\$ 186,975.00
6091040	STRUCTURAL STEEL GRATES	POUND	\$ 5.00	13,794.00	\$ 68,970.00
6091160	48-INCH PRECAST REINFORCED CONCRETE MANHOLE, TYPE 1	EACH	\$ 2,500.00	3.00	\$ 7,500.00
6031410	ABANDON STORM DRAIN PIPE	LINEAR FOOT	\$ 30.00	89.00	\$ 2,670.00
609 TBD(1)	ABANDON REINFORCED CONCRETE BOX	LINEAR FOOT	\$ 150.00	540.00	\$ 81,000.00
6100190	RIPRAP (CLASS 300)	CUBIC YARD	\$ 50.00	198.00	\$ 9,900.00
6100470	RIPRAP BEDDING (CLASS 300)	CUBIC YARD	\$ 40.00	67.00	\$ 2,680.00
6161200	72-INCH CHAIN-LINK FENCE	LINEAR FOOT	\$ 15.00	3,216.00	\$ 48,240.00
6230230	NO. 5 PULL BOX	EACH	\$ 275.00	3.00	\$ 825.00
6231370	REMOVAL OF CONDUIT AND CONDUCTORS	LUMP SUM	\$ 13,500.00	1.00	\$ 13,500.00
6231435	REMOVE AND RESET CABINET	EACH	\$ 3,000.00	1.00	\$ 3,000.00
6231470	REMOVE AND RESET PULL BOX	EACH	\$ 1,200.00	1.00	\$ 1,200.00
6231805	2-INCH CONDUIT	LINEAR FOOT	\$ 10.00	64.00	\$ 640.00
6231820	3-INCH CONDUIT	LINEAR FOOT	\$ 15.00	149.00	\$ 2,235.00
6270190	PERMANENT SIGNS (GROUND MOUNTED) (METAL SUPPORTS)	SQUARE FEET	\$ 60.00	27.00	\$ 1,350.00
6280120	MOBILIZATION	LUMP SUM	\$ 1,172,860.00	1.00	\$ 1,172,860.00
6320930	EPOXY PAVEMENT STRIPING (8-INCH SOLID WHITE)	LINEAR FOOT	\$ 1.00	400.00	\$ 400.00
6321020	EPOXY PAVEMENT STRIPING (8-INCH SOLID YELLOW)	LINEAR FOOT	\$ 1.00	400.00	\$ 400.00
6321160	POLYUREA PAVEMENT STRIPING (SOLID WHITE)	LINEAR FOOT	\$ 1.00	654.00	\$ 654.00
6321230	POLYUREA PAVEMENT STRIPING (BROKEN YELLOW)	LINEAR FOOT	\$ 1.00	50.00	\$ 50.00
6321250	POLYUREA PAVEMENT STRIPING (SOLID YELLOW)	LINEAR FOOT	\$ 1.00	7.00	\$ 7.00
6321300	POLYUREA PAVEMENT STRIPING (DOUBLE SOLID YELLOW)	LINEAR FOOT	\$ 1.50	400.00	\$ 600.00
6370130	WATER POLLUTION CONTROL PLAN	LUMP SUM	\$ 8,000.00	1.00	\$ 8,000.00
6370190	DUST CONTROL	LUMP SUM	\$ 40,000.00	1.00	\$ 40,000.00
				SUBTOTAL	\$ 24,630,051.25

5% Contingency \$ 1,231,502.56

Total \$ 25,861,553.81

Construction Management \$ 1,810,308.77

Total \$ 27,671,862.58



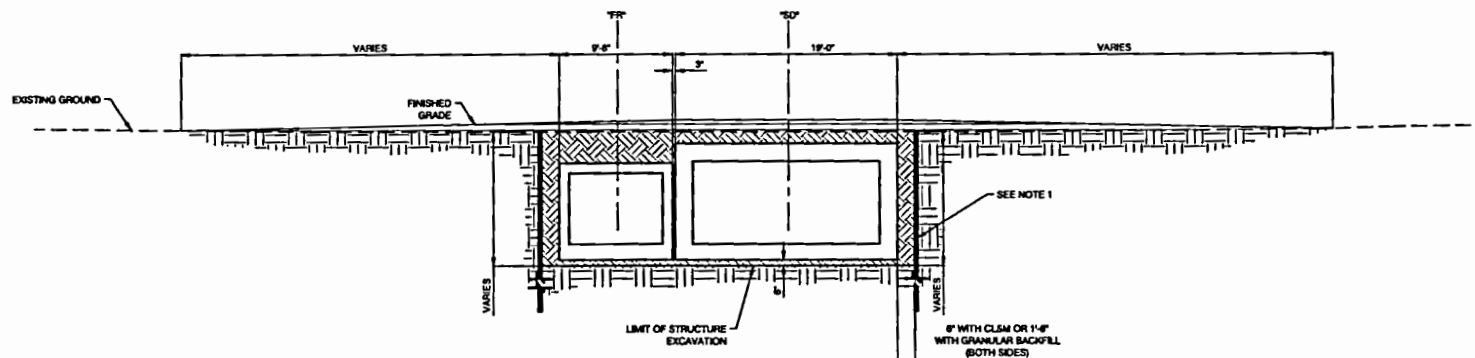
1 "SD"/"FR" RCBS AS CONSTRUCTED SECTION
GDT-04 NTS

LEGEND

- EMBANKMENT
- GRANULAR BACKFILL (COMPACTED TO 95%)
- NATIVE MATERIAL (COMPACTED TO 90%)
- STRUCTURE EXCAVATION

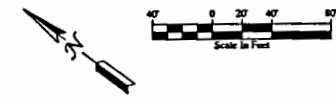
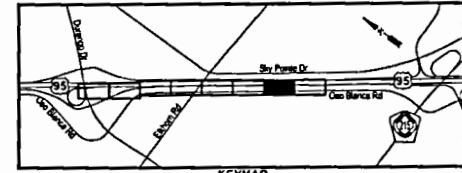
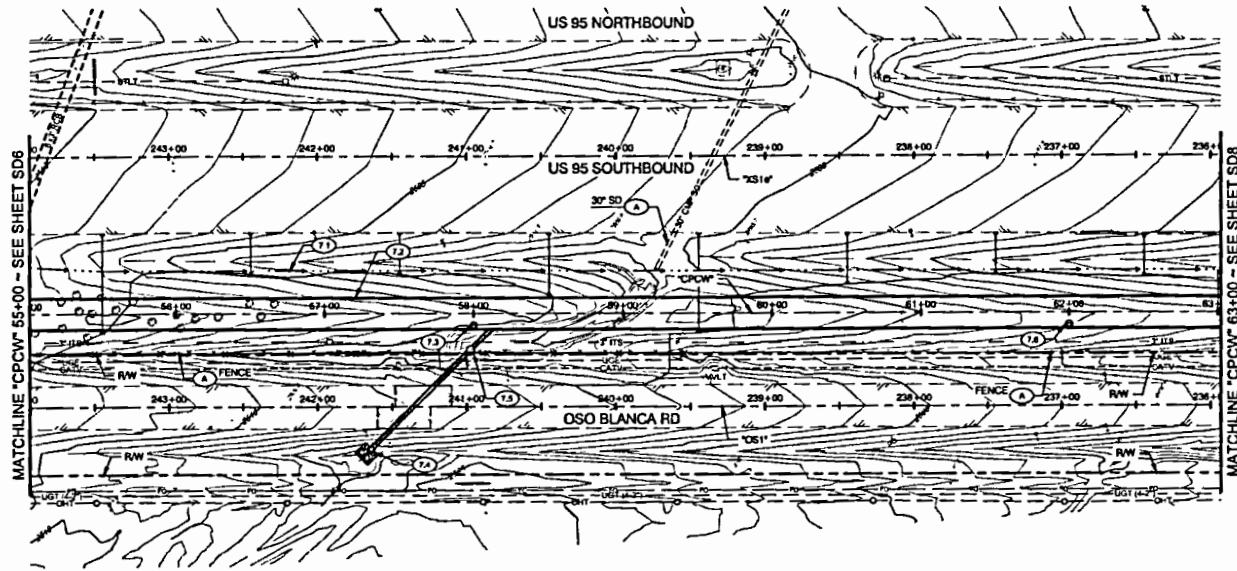
NOTE

1. TRENCH WALLS SHALL BE APPROPRIATELY SHORED PER OSHA REQUIREMENTS



2 "SD"/"FR" RCBS TYPICAL SECTION OF IMPROVEMENT
GDT-04 NTS

PREPARED BY		NO. DATE	
LOUIS BERGER			
444 S. LAS VEGAS BLVD. SUITE 110			
LAS VEGAS, NV 89101			
PREPARED FOR		NO. DATE	
CITY OF LAS VEGAS			
DATE	BY	DATE	BY
1/17/2017	WOF BL/XXX	1/17/2017	WOF BL/XXX
SUBMITTAL STAGE	DESIGNED BY	DATE	BY
90% - PRELIMINARY	LOU	1/17/2017	LOU
CHECKED BY	DATE	CHECKED BY	DATE
JAO	1/17/2017	JAO	1/17/2017
TITLE			
TYPICAL DETAILS			
CENTENNIAL PARKWAY			
CHANNEL WEST			
SHEET			
90% SUBMISSION			
1/17/2017			
NOT FOR CONSTRUCTION			
SHEET			
GDT-04			
26 OF 47			
XXXX-XXXX			



CONSTRUCTION NOTES

- (A) PROTECT IN PLACE
- (7.1) "CPCW" 55+00 CONSTRUCT V-DITCH FROM "CPCW" 55+00, 51' LT TO "CPCW" 63+00, 28' LT (LT SIDE SLOPE = 10:1, RT SIDE SLOPE = 8:1, H = 2.0' (SEE 2507' 47, LIE = 2481' 48)
- (7.2) "CPCW" 55+00 INSTALL 20"x7' x 800 LF RCB CPCW 55+00.00 TO "CPCW" 63+00.00 (SEE DETAILS ON SHEET 58)
- (7.3) "CPCW" 58+00 CONSTRUCT TYPE 1 MANHOLE RISER, 8' 75" RT (COVER EL. = 2503.38', H = 8' 8") CONNECT TO RCB (SEE DETAILS ON SHEET 57)
- (7.4) "CPCW" 57+30 INSTALL 30"x35' 55" RCP FROM "CPCW" 57+30.0', 91' 0" RT (LIE = 2503.00') TO "CPCW" 57+98.0', 23' 8" RT (LIE = 2500.00') INSTALL PRECAST END SECTIONS RT. INSTALL CLASS 300 RIPRAP APRON RT. CONNECT TO TYPE 1 WOODEN MANHOLE AT "CPCW" 57+98.0', 23' 8" RT (SEE PROFILE ON SHEET 511)
- (7.5) "CPCW" 57+98 CONSTRUCT TYPE 3 WOODEN MANHOLE, 50' 0" LT (COVER EL. = 2504.82', H = 11' 8") INSTALL 30"x19' 06" RCP (LIE = 2483.00', LIE = 2482.00') CONNECT TO 20"x7' RCB AT "CPCW" 58+12.0', 10' 0" RT (SEE PROFILE ON SHEET 511)
- (7.6) "CPCW" 62+00 CONSTRUCT TYPE 1 MANHOLE RISER, 8' 75" RT (COVER EL. = 2498.17', H = 6' 8") CONNECT TO RCB (SEE DETAILS ON SHEET 57)

FOR REMOVAL PLAN
SEE SHEET RP7

FOR ROADWAY & UTILITY PLAN
SEE SHEET RD7

FOR GRADING PLAN
SEE SHEET GR7

FOR STRIPING & SIGNING PLAN
SEE SHEET ST7

CALL BEFORE CONSTRUCTION		
BEFORE YOU DIG	800 NORTH	811 OR 800-877-8000
BEFORE YOU IMPROVE/ROAD	P.A.S.T.	702-463-4886
	CLARK COUNTY TRAFFIC CONSULTING	702-463-4811
	CITY OF LAS VEGAS	702-463-1011
	MY EMPLOYER	702-467-8889

PREPARED BY

ch2m

2485 VILLAGE VIEW DRIVE, SUITE 350
HENDERSON, NEVADA 89014
PHONE: 702-388-6175
FAX: 702-388-1107

DESIGNED BY

BOOP

DRAWN BY

CLARK COUNTY TRAFFIC CONSULTING

CHECKED BY

J. ORNET

PROJECT NO.

CITY OF LAS VEGAS

CENTENNIAL PARKWAY CHANNEL WEST

US 95, 215 TO DURANGO

DRAINAGE PLAN & PROFILE

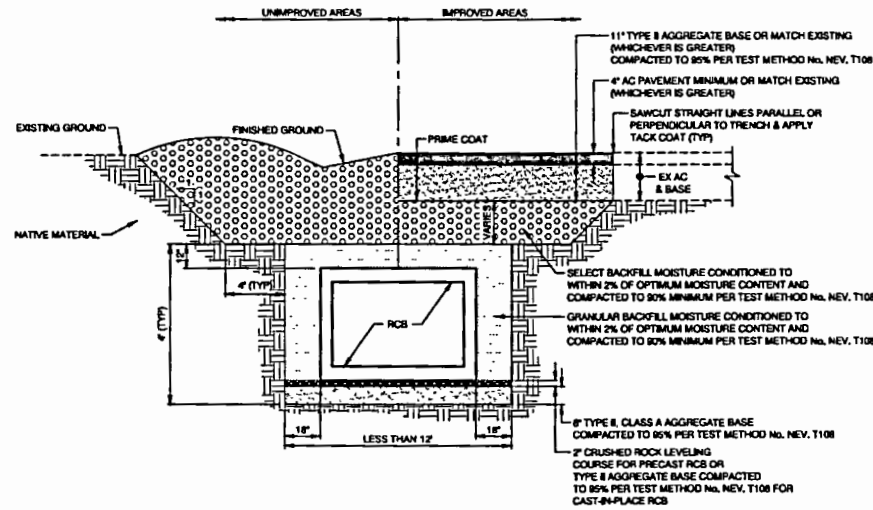
"CPCW" 55+00 TO "CPCW" 63+00

SHEET

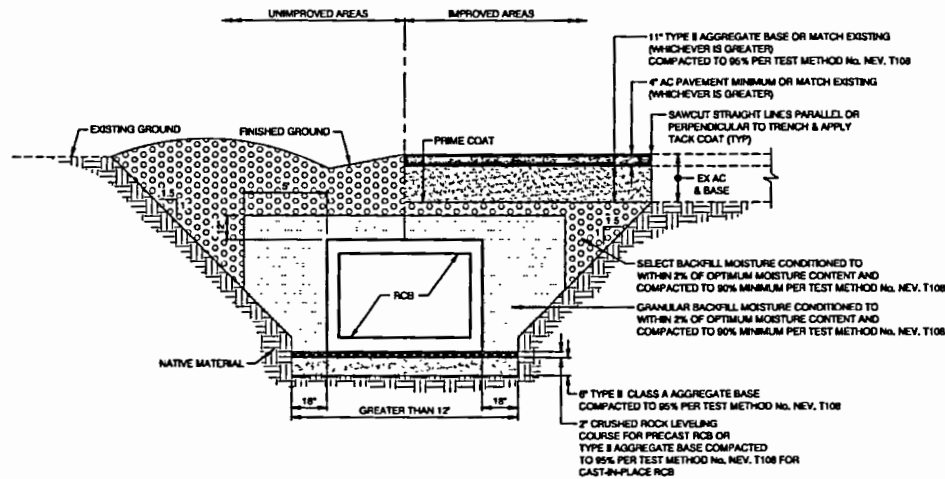
SD7

OF

107V6574



(A) RCB TRENCH (LESS THAN 12')
NOT TO SCALE



(B) RCB TRENCH (GREATER THAN 12')
NOT TO SCALE

CALL BEFORE CONSTRUCTION		
BEFORE YOU DIG	USE NOISE	911 OR 800-457-0800
BEFORE YOU UNDERGROUND	P.A.A.T.	702-499-0800
BEFORE YOU OVERHEAD	CLARK COUNTY TRAFFIC CONTROL	702-499-0800
	CITY OF LAS VEGAS	702-499-0800
	BY AIR	702-499-0800

PREPARED BY: ch2m		2483 VILLAGE VIEW DRIVE, SUITE 300 HENDERSON, NEVADA 89074 PHONE 702-368-8175 FAX 702-368-1107	
DATE: November 14, 2018	DESIGNED BY: B. MAHAN	CHECKED BY: J. SMITH	NO. DATE
SUBMITTAL STAGE	DRAWN BY: B. MAHAN		
90% - PRELIMINARY			
CITY OF LAS VEGAS		SHEET	
CENTENNIAL PARKWAY CHANNEL WEST		DT5	
US95, 215 TO DURANGO		107V6574	
RCB TYPICAL TRENCH SECTIONS			

CLARK COUNTY
REGIONAL FLOOD CONTROL DISTRICT
AGENDA ITEM

SUBJECT:

CENTENNIAL PARKWAY CHANNEL WEST – US95, CC215 TO GRAND TETON

PETITIONER: DAVID N. BOWERS, DIRECTOR

CITY OF LAS VEGAS PUBLIC WORKS

RECOMMENDATION OF PETITIONER:

IT IS RECOMMENDED THAT THE CLARK COUNTY REGIONAL FLOOD CONTROL DISTRICT APPROVE THE INTERLOCAL CONTRACT FOR CONSTRUCTION AND CONSTRUCTION MANAGEMENT FOR THE CENTENNIAL PARKWAY CHANNEL WEST – US95, CC215 TO GRAND TETON – LAS23I17 (FOR POSSIBLE ACTION)

FISCAL IMPACT:

Construction Management	\$ 1,810,309
Construction	\$ 25,861,554
Total	\$ 27,671,863

BACKGROUND:

Centennial Parkway Channel West – US95, CC 215 to Grand Teton is described in the 2013 Master Plan Update as Facility Number CNWE 0325, CN95 0000, 0068, 0102 and 0167. It is further identified in the Regional Flood Control District's Ten-Year Construction Program with construction scheduled to begin in FY 2017-18. The proposed improvements include approximately 1.1 miles of 20' x 7' RCB, 400-feet of 20' x 9' rectangular open channel, 3650-feet of 16' x 7' RCB, 400- feet of 15' x 9' RCB and associated collection facilities along US95 from CC215 to Grand Teton Drive. This facility will be constructed by Nevada Department of Transportation (NDOT) as a part of US95NW Phase 2B Project. The City of Las Vegas will enter into an agreement with NDOT for the payment of this facility. Combining this facility with the overall road project will result in cost savings and will benefit the traveling public by limiting the time the roadway is under construction. All necessary local, state and federal permits including environmental have been acquired.

Respectfully submitted,



David N. Bowers, Director
Department of Public Works

TAC AGENDA ITEM #11b Date: 02/23/17	RFCD AGENDA ITEM # Date: 03/09/17
CAC AGENDA ITEM #11b Date: 02/27/17	

Regional Flood Control District
AGENDA ITEM DEVELOPMENT

Staff Discussion:

Date: 02/13/17

**CENTENNIAL PARKWAY CHANNEL WEST – US95, CC215 TO GRAND TETON
INTERLOCAL CONTRACT – LAS23I17**

The City of Las Vegas has submitted a request to approve an interlocal contract in the amount of \$27,671,863 for construction and construction engineering of the Centennial Parkway Channel West – US95, CC215 to Grand Teton project.

Centennial Parkway Channel West – US95, CC-215 to Grand Teton is described in the 2013 Master Plan Update as Facility Number CNWE 0325, CN95 0000, 0068, 0102 and 0167. It is further identified in the Regional Flood Control District's Ten-Year Construction Program with construction scheduled to begin in FY 2017-18. The proposed improvements include approximately 1.1 miles of 20' x 7' RCB, 400-feet of 20' x 9' rectangular open channel, 3650-feet of 16' x 7' RCB, 400- feet of 15' x 9' RCB and associated collection facilities along US95 from CC215 to Grand Teton Drive. This facility will be constructed by Nevada Department of Transportation (NDOT) as a part of US95NW Phase 2B Project. The City of Las Vegas will enter into an agreement with NDOT for the payment of this facility. Combining this facility with the overall road project will result in cost savings and will benefit the traveling public by limiting the time the roadway is under construction. All necessary local, state and federal permits including environmental have been acquired.

With the total project construction cost of \$27.7 million, approximately 329 jobs will be created or sustained with this project. District funding will be provided as follows:

Construction	\$25,861,554
Construction Engineering	\$ 1,810,309
Total ILC Value	\$27,671,863

This project is included in Year 2 of the Ten Year Construction Program. The District Attorney has reviewed the contract.

Staff Recommendation:

Approve subject to approval of the Ten Year Construction Program Amendment item on this agenda.

Discussion by Technical Advisory Committee:

AGENDA
#11b Date: 02/23/17

Recommendation:

Discussion by Citizens Advisory Committee:	AGENDA #11b Date: 02/27/17
Recommendation:	

022317 LAS23I-ilc-aid

**INTERLOCAL CONTRACT
CENTENNIAL PARKWAY CHANNEL WEST –
US95, CC215 TO GRAND TETON**

THIS INTERLOCAL CONTRACT made and entered into as of the ____ day of _____, 2017 by and between the Clark County Regional Flood Control District, hereinafter referred to as “DISTRICT”, and the City of Las Vegas hereinafter referred to as “CITY”.

W I T N E S S E T H

WHEREAS, pursuant to Chapter 543 of the Nevada Revised Statutes, the DISTRICT may approve a project to design and construct flood control improvements, and;

WHEREAS, the flood control improvements proposed herein are the same as those generally identified in the 2013 Master Plan Update as Facility Number CNWE 0325, CN95 0000, 0068, 0102 and 0167, hereinafter referred to as “PROJECT”; and

WHEREAS, the PROJECT is identified and shown on the attached Exhibit “A”; and

WHEREAS, the PROJECT has been approved by the DISTRICT on its Ten Year Construction Program; and

WHEREAS, the City of Las Vegas desires to enter into an Interlocal Agreement with the Nevada Department of Transportation (NDOT) to pay NDOT fifth percent (50%) of the bid price associated with the PROJECT within forty-five (45) days after receipt of invoice. The PROJECT will be constructed in conjunction with NDOT’s US-95 Northwest Corridor Improvements project, Phase 2B from CC215 to Kyle Canyon Road.

WHEREAS, the PROJECT has regional flood control significance and is located in the same hydrographic area as the Las Vegas Valley.

NOW, THEREFORE, in consideration of the covenants, conditions, contracts, and promises of the parties hereto, the DISTRICT and the CITY agree to the following:

SECTION I - SCOPE OF THE PROJECT

This INTERLOCAL CONTRACT applies to construction and construction management associated with the Centennial Parkway Channel West – US95, CC215 to Grand Teton. The basic improvements shall consist of flood water facilities including pipes, channels, dikes, energy dissipators, channel structures, channel access and other appurtenances as may be necessary to control floodwaters. The improvements shall be funded through

DISTRICT funds as herein described. This project is further identified and shown on the attached Exhibit "A".

SECTION II - PROJECTS COSTS

The DISTRICT agrees to fund project costs within the limits specified below:

1. Construction Management at a cost not to exceed \$1,810,309.
2. Construction at a cost not to exceed \$25,861,554.
3. The total cost of the contract shall not exceed \$27,671,863 which includes all of the items described in the paragraphs above.
4. If at any time during the term of this Contract the entity determines that a portion of the funds provided pursuant to this Contract, will not be needed for the project, then the entity will notify the District in writing of the amount of funds that are not anticipated to be used for the project. Upon receipt of said notification the District's obligation to pay the maximum amount set forth herein will automatically be reduced by the amount specified in the notification.
5. A written request must be made to the DISTRICT and approved by the Board to reallocate funds between phases of the project. No other approval by the Lead Entity is required.
6. A written request must be made to the DISTRICT and a Supplemental Interlocal Contract approved by the Board to increase the total cost of the contract noted above prior to payment of any additional funds.

SECTION III - GENERAL

1. The Clark County Regional Flood Control District shall be shown on the title sheet of both the plans and specifications as the funding agency.
2. The CITY will use its best efforts to award the bid for this project by July 01, 2017. Prior to submission of the first payment request, the Entity will submit to the DISTRICT a construction schedule and cash flow projection. The CITY will take all reasonable steps possible to avoid delays in the construction of DISTRICT funded projects. Project delays more than four months, as measured from the award date, may be subject to a formal review by both the Technical Advisory Committee and the District Board of Directors. At the review, the CITY will have an opportunity to present information relative to the delays, measures taken to avoid the delays and the likelihood of those delays continuing. The Board will make a determination, in view of the delays and limited available funding, whether project funding should continue. In the case that the Board

chooses to discontinue funding, the Board may cancel any Interlocal Contract(s) associated with the project and discontinue funding for the remainder of the project. Funding already spent or appropriated by the CITY will not be required to be refunded to the DISTRICT. Project funding can be reconsidered at any time when the CITY can demonstrate that the project can proceed on an acceptable schedule.

3. The CITY will comply with the Local Purchasing Act, Chapter 332 and Public Works Projects, Chapter 338, of the Nevada Revised Statutes.
4. The CITY, its employees and representatives shall at all times comply with all applicable laws, ordinances, statutes, rules and regulations in effect at the time work is performed on the PROJECT.
5. The CITY will require appropriate financial security for the construction of the PROJECT.
6. The CITY will require that the DISTRICT shall be named as an additional insured on all insurance policies required for construction of the project.
7. The CITY shall provide all impacted entities and the DISTRICT with the opportunity to provide the CITY with input relative to the following processes: scope of services development; consultant selection; design, construction and maintenance review; and monitoring of the effectiveness and impacts of facilities on flood flows.
8. Applicable portions of the current editions of the Policies and Procedures, the Hydrologic Criteria and Drainage Design Manual and the Uniform Regulations for the Control of Drainage adopted by the DISTRICT will apply in developing this PROJECT unless specifically superseded by this CONTRACT.
9. Purchases of right-of-way in excess of that actually needed for construction will not be allowed unless a comparison between the cost of excess acquisition and needed acquisition, including damages, indicates that benefits from such a transaction would result. Title to residual property will be vested in the name of the CITY. Revenues derived from the sale of these properties, less the cost of the sale of these properties, will be forwarded to the DISTRICT.
10. Administrative settlements and acceptance of counter offers involving right-of-way may only be made following a review and approval by the DISTRICT.
11. The DISTRICT agrees to reimburse the City of Las Vegas for construction costs up to fifty percent (50%) of the bid price in an amount not to exceed \$12,914,000 associated with the construction of the facility within thirty (30) days after receipt of invoice. The remaining fifth percent (50%) of construction costs will be

reimbursed to the City of Las Vegas upon substantial completion of the project based on actual facility costs in an amount not to exceed \$12,914,000.

The DISTRICT will pay the CITY, or make payment directly to its its consultant, each month for construction management costs as outlined in SECTION II.1 – PROJECT COSTS.

12. Accurate documentation of all work performed and payments made will be maintained by the CITY for a period of three (3) years in hard copy form after final PROJECT approval and payment. Following the three-year period, the CITY shall keep records for permanent storage in original form, in microfilm/fiche media or an electronic format.
13. The DISTRICT reserves the right to review and/or audit all records pertaining to all projects both during and after PROJECT completion.
14. Up to the limits set forth in NRS Chapter 41, the CITY will indemnify and defend the DISTRICT against and from any and all claims and demands of whatsoever nature which arises out of allegations of negligence or misconduct of CITY officers, employees or agents, related to or under this Contract which results from injury to or death of any persons whomsoever, or against and from damage to or loss or destruction of property.
15. Any costs found to be improperly allocated to this PROJECT will be refunded by the CITY to the DISTRICT.
16. The items covered in SECTION II - PROJECT COSTS must be completed to the satisfaction of the DISTRICT prior to December 31, 2018. The DISTRICT may, at any time thereafter, grant extensions or terminate this Contract after thirty (30) days notice.

///

///

///

///

///

IN WITNESS WHEREOF, the Parties have caused this Interlocal Contract to be executed by their duly authorized representatives the day and year first above written.

Date of Council Action

City of Las Vegas

By: _____
Carolyn G. Goodman, Mayor

Attest

By: _____
LuAnn Holmes, MMC
City Clerk

Approved as to Form

By: _____
Deputy City Attorney Date

Date of District Action

Regional Flood Control District

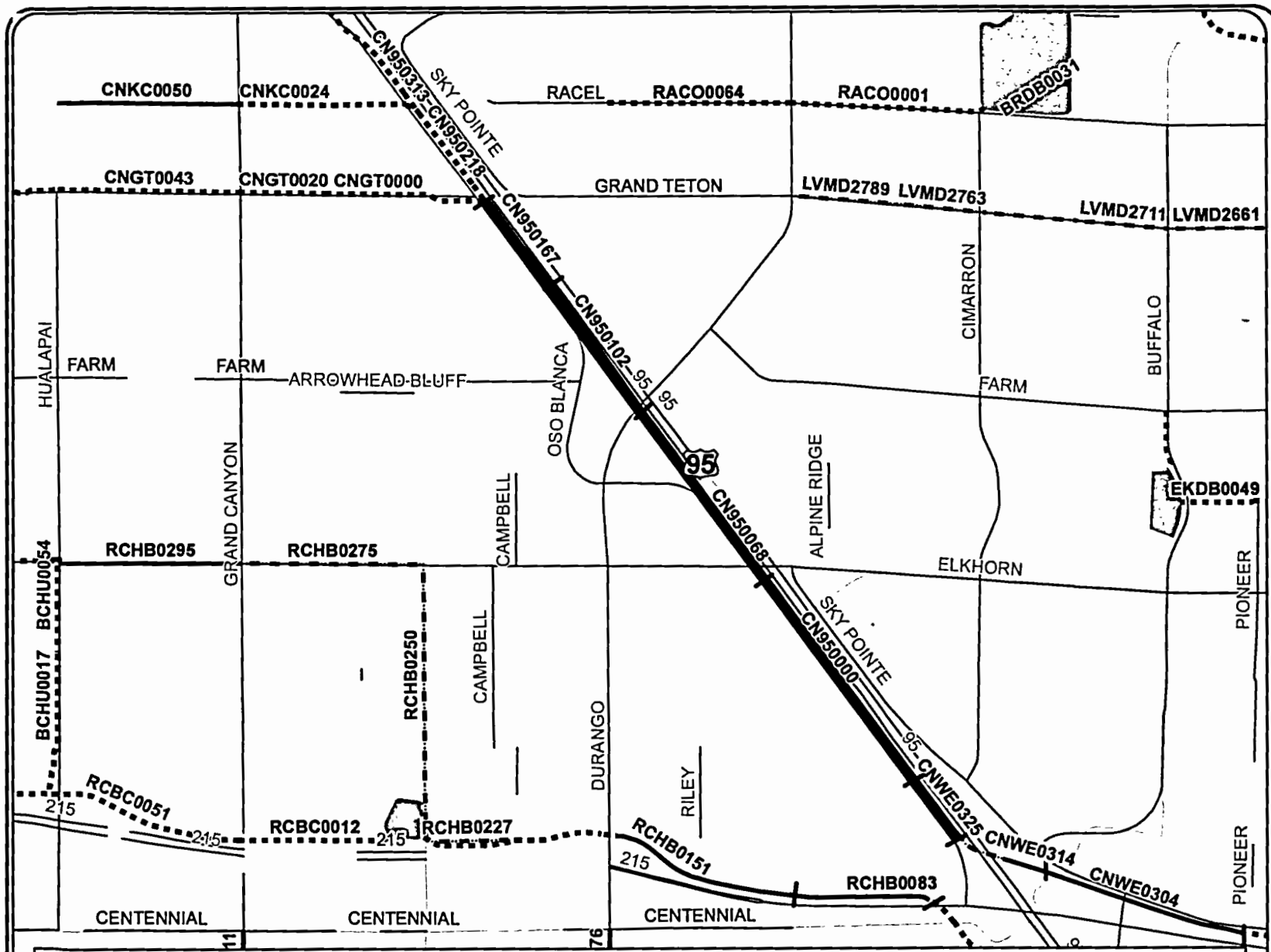
By: _____
LAWRENCE L. BROWN, III,
Chairman

Attest

By: _____
Deanna Hughes
Secretary to the Board

Approved as to Form

By: _____
Christopher Figgins Date
Chief Deputy District Attorney



- LEGEND**
- PROPOSED PROJECT LIMIT
 - PROPOSED REGIONAL STORM DRAIN FACILITY
 - EXISTING REGIONAL STORM DRAIN FACILITY
 - REGIONAL DETENTION BASIN

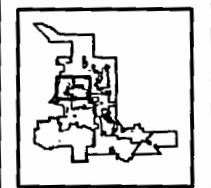


EXHIBIT A
CENTENNIAL PKWY CHANNEL WEST - US95, CC215 TO GRAND TETON


JUNE 15
(LAS23I17)

12. Comments By the General Public

A period devoted to comments by the general public about matters relevant to the Regional Flood Control District Technical Advisory Committee jurisdiction will be held. No vote may be taken on a matter not listed on the posted agenda. Comments will be limited to three minutes. Please step up to the speaker's podium, clearly state your name and address and please **spell** your last name for the record. If any member of the Regional Flood Control District Technical Advisory Committee wishes to extend the length of a presentation, this will be done by the Chairman or the Regional Flood Control District Technical Advisory Committee by majority vote. All comments by speakers should be relevant to the Regional Flood Control District Technical Advisory Committee action and jurisdiction.

MEMORANDUM

STEVEN C. PARRISH, P.E.
GENERAL MANAGER/CHIEF ENGINEER



TO: TECHNICAL ADVISORY COMMITTEE

FROM: STEVEN C. PARRISH, P.E., GENERAL MANAGER/CHIEF ENGINEER *Steven C. Parrish*

SUBJECT: LOCAL DRAINAGE PROGRAM REQUESTS DUE APRIL 14, 2017

DATE: FEBRUARY 23, 2017

Please be advised that requests for consideration of funding a local drainage project are due to the District by April 14, 2017 and the limit of District funding for FY 2017-18 is \$1,000,000. For reference, the local drainage policies are found in the District's Policies and Procedures Manual in Section VI.E.

SCP:dmh

C: Technical Advisory Committee (Alternates)
Larry Nelson, Chairman, Citizens Advisory Committee