


REGIONAL FLOOD CONTROL DISTRICT



NOTICE OF PUBLIC MEETING

CLARK COUNTY REGIONAL FLOOD CONTROL DISTRICT CITIZENS ADVISORY COMMITTEE

FEBRUARY 27, 2017
3:00 P.M.

RFCD/RTC ADMINISTRATION BUILDING
THIRD FLOOR MEETING ROOM #338
600 SOUTH GRAND CENTRAL PARKWAY
LAS VEGAS, NEVADA 89106

****FOR ADDITIONAL INFORMATION CONTACT:**

DEANNA HUGHES, BOARD SECRETARY
600 SOUTH GRAND CENTRAL PARKWAY, SUITE 300
LAS VEGAS, NEVADA 89106
(702) 685-0000

TT/TDD: Relay Nevada toll free (800) 326-6868

This meeting has been properly noticed and posted at the following locations:

Clark County Regional Flood Control District 600 South Grand Central Parkway Las Vegas, Nevada 89106	Clark County Regional Flood Control District Worldwide Website www.regionalflood.org
Clark County Government Center 500 South Grand Central Parkway Las Vegas, Nevada 89155	City of Boulder City 401 California Boulder City, Nevada 89024
City of Henderson 240 Water Street Henderson, Nevada 89015	City of Las Vegas 495 S. Main Street Las Vegas, Nevada 89101
City of Mesquite 10 East Mesquite Boulevard Mesquite, Nevada 89027	City of North Las Vegas 2250 Las Vegas Boulevard North Ste. 800 North Las Vegas, Nevada 89030
The Notice, Agenda, and Agenda Full-Backup have been posted on the District's Website at www.regionalflood.org	The Notice has been posted on the State of Nevada Public Notice Website at https://notice.nv.gov/

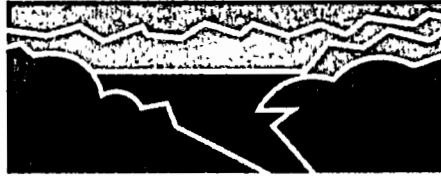
By:

**Supporting material available upon request.

1. **Comments By the General Public**

This is a period devoted to comments by the general public about items on **this** agenda. If you wish to speak to the Regional Flood Control District Citizens Advisory Committee about items within its jurisdiction but not appearing on this agenda, you must wait until the “Comments By the General Public” period listed at the end of this agenda. Comments will be limited to three minutes. Please step up to the speaker’s podium, clearly state your name and address and please **spell** your last name for the record. If any member of the Regional Flood Control District Citizens Advisory Committee wishes to extend the length of a presentation, this will be done by the Chairman or the Regional Flood Control District Citizens Advisory Committee by majority vote.

REGIONAL FLOOD CONTROL DISTRICT



AGENDA
CLARK COUNTY REGIONAL FLOOD CONTROL DISTRICT
CITIZENS ADVISORY COMMITTEE
FEBRUARY 27, 2017
3:00 P.M.

- Items on the agenda may be taken out of order.
- The Regional Flood Control District Citizens Advisory Committee may combine two or more agenda items for consideration.
- The Regional Flood Control District Citizens Advisory Committee may remove an item from the agenda or delay discussion relating to an item on the agenda at any time.

I. Call to Order

1. Comments By the General Public

This is a period devoted to comments by the general public about items on **this** agenda. If you wish to speak to the Regional Flood Control District Citizens Advisory Committee about items within its jurisdiction but not appearing on this agenda, you must wait until the “Comments By the General Public” period listed at the end of this agenda. Comments will be limited to three minutes. Please step up to the speaker’s podium, clearly state your name and address and please **spell** your last name for the record. If any member of the Regional Flood Control District Citizens Advisory Committee wishes to extend the length of a presentation, this will be done by the Chairman or the Regional Flood Control District Citizens Advisory Committee by majority vote.

2. Action to approve the agenda with deletion of any items (*For possible action*)
3. Action to approve the minutes of the January 30, 2017 meeting (*For possible action*)

II. Administration

4. Action to accept the financial reports (*For possible action*)
5. Action to adopt amendments to the Ten Year Construction Program (*For possible action*)

6. Receive a report on the Maintenance Work Program Second Quarter Fiscal Year 2016-17 Status Reports as submitted by the entities

III. Design and Construction

7. Action to approve a request to reallocate funding within the interlocal contract for design for Pittman North Detention Basin and Outfall – City of Henderson (*For possible action*)
8. Action to approve the sixth supplemental interlocal contract for design to reallocate funding and include a line item for a Dam Safety Permit for Equestrian Detention Basin Expansion – City of Henderson (*For possible action*)
9. Muddy River Logandale Levee – Clark County
 - a. Action to approve a request to reallocate funding within the interlocal contract for construction (*For possible action*)
 - b. Receive a report on the award of bid for construction
10. Action to approve the interlocal contracts for design for the following projects (*For possible action*):
 - a. Range Wash – Ann Branch – City of North Las Vegas
 - b. Hollywood System, Centennial Parkway to Speedway #2 Detention Basin – City of North Las Vegas
11. Centennial Parkway Channel West – US95, CC215 to Grand Teton – City of Las Vegas (*For possible action*)
 - a. Action to accept the project presentation
 - b. Action to approve the interlocal contract for construction
12. **Comments By the General Public**

A period devoted to comments by the general public about matters relevant to the Regional Flood Control District Citizens Advisory Committee jurisdiction will be held. No vote may be taken on a matter not listed on the posted agenda. Comments will be limited to three minutes. Please step up to the speaker's podium, clearly state your name and address and please **spell** your last name for the record. If any member of the Regional Flood Control District Citizens Advisory Committee wishes to extend the length of a presentation, this will be done by the Chairman or the Regional Flood Control District Citizens Advisory

Regional Flood Control District
Citizens Advisory Committee Agenda
February 27, 2017
Page 3

Committee by majority vote. All comments by speakers should be relevant to the Regional Flood Control District Citizens Advisory Committee action and jurisdiction.

MINUTES
CLARK COUNTY REGIONAL FLOOD CONTROL DISTRICT
CITIZENS ADVISORY COMMITTEE
JANUARY 30, 2017
3:00 P.M.

These minutes are prepared in compliance with NRS 241.035. Text is in summarized rather than verbatim format. For complete contents, please refer to meeting tapes on file at the Regional Flood Control District offices.

MEETING NOTICES: Public Notices of this meeting were properly posted by Sherry Allen of the Regional Flood Control District in the following locations: Boulder City City Hall, Clark County Government Center, Henderson City Hall, Las Vegas City Hall, Mesquite City Hall, North Las Vegas City Hall, Clark County Regional Flood Control District Offices, Clark County Regional Flood Control District Website (www.regionalflood.org) and the State of Nevada Public Notice Website (<https://notice.nv.gov/>)

CALL TO ORDER: Mr. Ronald Newell, Vice-Chairman, of Clark County, called the meeting to order at 3:00 p.m., in Room 108, 600 South Grand Central Parkway, with the following members present:

MEMBERS PRESENT: Ronald Newell, Vice-Chairman, Clark County
Calvin Black, City of Henderson
Norman Ashford, City of Mesquite
Shawn Meagher, City of North Las Vegas
Jason Gross, City of Boulder City
Bill Starmer, City of Las Vegas
Terrence Kane, City of Las Vegas
Jennifer Taylor, Esq., Clark County

MEMBERS EXCUSED: Larry Nelson, Chairman, City of Henderson
Cathy Littlefield, Clark County
Scott Ruedy, City of North Las Vegas
Shawn Fleming, City of Boulder City

STAFF: Steven C. Parrish, General Manager/Chief Engineer
Andrew R. Trelease, Assistant General Manager
Jeanine Pitts-Dilworth, Administrative Services Director
Todd Myers, Engineering Project Manager
Erin Neff, Public Information Manager
Jill Reilly, Principal Civil Engineer
Abigail Mayrena, Principal Civil Engineer
Ching C. Wang, Senior Civil Engineer
Debra Yamachika, Associate Engineer
Deanna Hughes, Senior Management Analyst
Chris Russo, Management Analyst II

Beatriz Martinez, Public Information Coordinator
Liza Lindsey, Office Services Supervisor
Jessica Butte, Senior Financial Office Specialist
Geraldine Cruz, Senior Financial Office Specialist
Sherry Allen, Senior Office Specialist
Elizabeth Bacani, Office Specialist

INTERESTED PARTIES: Mr. Brandon Doty, Advantage Civil Design Group, LLP
Mr. Scott Robertson, Chairman, CEO of Robertson Partners

I. Call to Order

Mr. Ronald Newell, Vice-Chairman, called the Citizens Advisory Committee meeting to order at 3:00 p.m. in Room 108 at 600 South Grand Central Parkway.

1. Comments By the General Public

There was no response to the call for Comments By the General Public.

2. Action to approve the agenda with deletion of any items (*For possible action*)

*****Ms. Taylor stepped out at 3:04 p.m.**

Upon a motion by Mr. Black the agenda was approved.

**7 AYES – 0 NAYS
Motion Carried**

3. Action to approve the minutes of the December 15, 2016 meeting (*For possible action*)

Upon a motion by Mr. Starmer, the minutes of the December 15, 2016 meeting were approved.

**7 AYES – 0 NAYS
Motion Carried**

II. Administration

4. Action to accept the financial reports (*For possible action*)

Mr. Parrish stated the reports are in the agenda backup. Sales tax received totaled \$7,962,254.61 which is approximately \$91,000.00 above estimate for the month or about 1.2 percent. A handout was distributed showing the sales tax for the month of November.

Staff recommends approval.

*****Ms. Taylor returned at 3:08 p.m.**

Mr. Black moved to follow staff recommendation.

**8 AYES – 0 NAYS
Motion Carried**

5. Action to adopt amendments to the Ten Year Construction Program (*For possible action*)

Mr. Parrish stated these are amendments to the Ten Year Construction Program that will cover items that occur later in the agenda. There are also changes being requested from City of Las Vegas for their Ten Year Program.

Staff recommends approval.

Mr. Black moved to follow staff recommendation.

**8 AYES – 0 NAYS
Motion Carried**

6. Action to accept the final accounting reports and closeout the interlocal contracts for the following projects (*For possible action*):

- LVW – Grand Teton, Mountain Spa to Durango Drive (construction) – LAS22R12
- F4 Patrick Lane/Ft Apache Road Lateral (design) – CLA01B04

Mr. Parrish stated the above closeouts will return \$1,050,083.49.

Staff recommends approval.

Mr. Starmer moved to follow staff recommendation.

**8 AYES – 0 NAYS
Motion Carried**

III. Design and Construction

7. Receive a report on the award of bid for construction for Duck Creek, Las Vegas Boulevard – Clark County

Mr. Parrish stated on October 14, 2016, nine (9) bids were received on this project. The recommended best bid was Las Vegas Paving in the amount of \$30,073,424.00 or 6.62% below engineer's estimate. Las Vegas Paving was actually the second low bidder. The lowest bidder did not have a certificate of eligibility so it was awarded to second bidder.

No action required.

8. Action to approve the interlocal contract for design for Gowan Outfall, Alexander Road – Decatur Boulevard to Simmons Street – City of North Las Vegas (*For possible action*)

Mr. Parrish stated this is a request for a new interlocal contract for design and environmental mitigation in the amount of \$1,931,156.00.

Staff recommends approval.

Mr. Black moved to follow staff recommendation.

**8 AYES – 0 NAYS
Motion Carried**

9. Freeway Channel – Washington, MLK to Rancho Drive – City of Las Vegas
 - a. Action to approve the third supplemental interlocal contract for construction to increase funding and extend the project completion date (*For possible action*)
 - b. Receive a report on the award of bid for construction

Mr. Parrish stated item 9a is a supplemental to the interlocal contract with a fiscal impact of \$650,000.00, to cover the bid amount. Item 9b is a report of award of bid. On December 21, 2016 four (4) bids were received on this project. Recommended best bid was Tand, Inc., in the amount of \$10,032,339.00, substantially above engineer's estimate. Between the time funding was approved for construction and the time of bid, the engineer's estimate had been revised. The estimate compared to the revised engineer's estimate is above 13.6%.

Ms. Taylor questioned what the basis was for the revision.

Mr. Parrish stated old construction numbers were used in the engineer's estimate during the recession.

Ms. Taylor asked, is there any way to get the engineers estimate closer to the bid?

Mr. Parrish stated the engineer's estimate is normally at 90% so there is always a difference until the bid is submitted.

Staff recommends approval on item 9a. No action required on item 9b.

Mr. Meagher moved to follow staff recommendation.

**7 AYES – 1 NAY (Ms. Taylor voted against this motion.)
Motion Carried**

10. Brent Drainage System – Floyd Lamb Park to Durango Drive – City of Las Vegas
 - a. Action to approve the second supplemental interlocal contract for construction to increase funding (*For possible action*)
 - b. Receive a report on the award of bid for construction

Mr. Parrish stated item 10a is a supplemental interlocal contract for construction to increase funding in the amount of \$1,150,000.00 to cover the bid amount. Item 10b is a report of award of bid. On December 20, 2016, seven (7) bids were received on this project. Recommended second lowest bid was Meadow Valley Contractors, Inc., in the amount of \$4,397,113.30.

Staff recommends approval on item 10a. No action required on item 10b.

Mr. Starmer moved to follow staff recommendation.

**8 AYES – 0 NAYS
Motion Carried**

11. Hemenway System, Phase IIA Improvements – City of Boulder City (*For possible action*)

- a. Action to accept the project presentation

Mr. Brandon Doty, Advantage Civil Design Group, LLP, made a presentation.

Staff recommends accepting the project presentation.

Ms. Taylor moved to follow staff recommendation.

**8 AYES – 0 NAYS
Motion Carried**

- b. Action to approve the interlocal contract for construction

Mr. Parrish stated item 11b is an interlocal contract for construction in the amount of \$2,222,694.00.

Staff recommends approval of item 11b.

Mr. Black moved to follow staff recommendation.

**8 AYES – 0 NAYS
Motion Carried**

IV. Other Items

12. Action to approve and execute the fourth option to renew the Professional Services Contract with Robertson Partners for the 2017 Flood Safety Advertising Campaign, or take action as deemed appropriate (*For possible action*)

Mr. Scott Robertson, Chairman, CEO of Robertson Partners made a presentation.

Ms. Taylor commented how fascinated she was with continuance of the Social Media Outreach.

Ms. Taylor asked if the non-traditional items were the tote bags and other accessories.

Mr. Robertson replied yes.

Ms. Taylor asked for an update on social media.

Ms. Erin Neff responded social media growth has substantially increased especially during flash flood season. Facebook downloads have increased 300% and current Tweets on Twitter are at 1700. We are shifting a little money out of TV and we are trying to target younger people and minorities that are not getting these messages.

Ms. Taylor asked why we were using the Las Vegas Sun newspaper in the rural areas.

Mr. Robertson commented that we use them for advertising.

Mr. Starmer commented about the presentation slides, wondering if the total of 5,427 was for one person.

Mr. Robertson commented yes, that is the heaviest user.

Mr. Meager commented that TV advertisements are pretty expensive to buy. Mr. Meager also asked if the funds were used for flash flood warnings during a storm event which is a very concise event. If those funds were transferred into media base (advertisement) where people are located near a flash flood event, would that be an equivalent dollar value?

Mr. Robertson replied we have to let people be aware that there is flash flooding here in general; there are new residents that are unaware of flash flooding. TV advertisement price rates have come way down. Lots of studies still say that TV is the most powerful way and is actually really cheap right now. Mr. Robertson also commented that Facebook is also considered a TV network.

Mr. Ashford complimented what a great job Robertson Partners has done.

Ms. Taylor asked on the native content how do you place that, is just buying ads?

Mr. Robertson commented, yes, it's just a different format.

Staff recommends approval.

Mr. Black moved to follow staff recommendation.

**8 AYES – 0 NAYS
Motion Carried**

13. Discussion and action to reschedule the meeting dates of May 29, 2017, September 4, 2017, December 4, 2017 and January 1, 2018 due to the Holidays
(For possible action)

Mr. Parrish stated a few months ago the committee requested an item be put together to move meeting dates that are in conflict with the Holidays. The District has reviewed and put together a new schedule of meetings. Calendars are located in your backup.

Staff recommends approval of meeting dates being changed to May 25, 2017, August 31, 2017, November 16, 2017 and December 21, 2017.

Ms. Taylor moved to follow staff recommendation.

**8 AYES – 0 NAYS
Motion Carried**

14. Discuss the Citizens Advisory Committee Tour of District Facilities and take action as deemed appropriate ***(For possible action)***

Mr. Parrish stated a calendar has been put together for the District Tour. Please review and advise if there is a date we all can agree on. Upon a brief discussion among committee members, May 12, 2017 was selected.

Mr. Ronald Newell stated that the Committee will tour District facilities on May 12, 2017.

Staff recommends approval.

Ms. Taylor moved to follow staff recommendation.

**8 AYES – 0 NAYS
Motion Carried**

15. **Comments By the General Public**

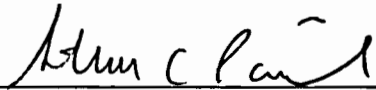
Mr. Parrish stated that Mr. Andrew Trelease was promoted to Assistant General Manager.

There was no further response to the call for Comments By the General Public.


ADJOURNMENT

The meeting adjourned at 3:40 p.m.

Respectfully submitted,




Steven C. Parrish, P.E.
General Manager/Chief Engineer



Ronald Newell,
Vice-Chairman

Attest February 27, 2017



Deanna Hughes,
Board Secretary

/11

CLARK COUNTY
REGIONAL FLOOD CONTROL DISTRICT
AGENDA ITEM

SUBJECT:
FINANCIAL REPORTS – JANUARY 2017
PETITIONER:
STEVEN C. PARRISH, P.E., GENERAL MANAGER/CHIEF ENGINEER
RECOMMENDATION OF PETITIONER:
ACCEPT THE REPORTS (FOR POSSIBLE ACTION)

FISCAL IMPACT: None

BACKGROUND: The financial reports for January 2017, are submitted for your review:

<u>Section</u>	<u>Description</u>	<u>Page(s)</u>
A - Fund 2860	Fund Balance Report	1
	Appropriation Balance Report – FY 2016-17	2
	Sales Tax Revenue Report – FY 2016-17	3
	Monthly Expenditure Summary Report	4
B - Fund 2870	Fund Balance Report	5
	Maintenance Work Program Monthly Expenditures.....	6
	Maintenance Work Program Status Report – FY 2017.....	7-9
C - Fund 3300	Fund Balance Report	10
D - Fund 4430	Fund Balance Report	11
	Monthly Expenditure Report.....	12-13
E - Fund 4440	Fund Balance Report	14
	Monthly Expenditure Report.....	15

TAC AGENDA ITEM # 04 DATE: 02/23/17	RFCD AGENDA ITEM # DATE: 03/09/17
CAC AGENDA ITEM # 04 DATE: 02/27/17	

F - Summary

Pay-As-You Go – Current Project Expense Summary.....	16-42
Bond Funded – Current Project Expense Summary	43-48
Capital Improvement Program – Open Projects Summary	49
Pay-As-You Go CIP – Cumulative Reporting	50-59
Bond Funded CIP – Cumulative Reporting.....	60-63
FY 2016-17 Projects Funded Summary	64-66
Estimated Funding Schedule	67

Respectfully submitted,


 Jeanine Pitts- Dilworth
 Administrative Services Director

TAC AGENDA ITEM # 04 DATE: 02/23/17	RFCD AGENDA ITEM # DATE: 03/09/17
CAC AGENDA ITEM # 04 DATE: 02/27/17	

**REGIONAL FLOOD CONTROL DISTRICT
 FUND 2860 - OPERATING FUND
 FUND BALANCE REPORT
 JANUARY 2017**

BEGINNING CASH BALANCE:	8,951,309.61	
Accruals/Adjustments	<u>86,289.12</u>	
	TOTAL BEGINNING BALANCE	\$9,037,598.73
REVENUES:		
Sales Tax Revenue	7,962,254.61	
Interest Earnings	7,072.52	
Fund 4430 - Transfer In Interest Earnings	0.00	
Build America Bonds Rebate	0.00	
Sale of Materials	0.00	
Miscellaneous Other Revenue	0.00	
Petty Cash Reimbursements	0.00	
Miscellaneous Accruals/Adjustments	<u>2,101.37</u>	
	TOTAL REVENUES	\$7,971,428.50
EXPENDITURES:		
Salaries & Benefits	(439,124.28)	
Services & Supplies	(39,277.69)	
Professional Services	(99,150.45)	
Capital Expenditures	(5,317.13)	
Fund 2870 - Transfer Out Maintenance Work Program	(666,600.00)	
Fund 3300 - Transfer Out Debt Service	(3,307,317.73)	
Fund 4430 - Transfer Out Budgeted Transfers	(3,750,000.00)	
Accruals/Adjustments		
Accounts Payable	141,016.18	
Miscellaneous Accruals/Adjustments	<u>(655.67)</u>	
	TOTAL EXPENSES	<u>(\$8,166,426.77)</u>
ENDING CASH BALANCE:		<u><u>\$8,842,600.46</u></u>

REGIONAL FLOOD CONTROL DISTRICT
 FUND 2860 - OPERATING FUND
 APPROPRIATION BALANCE REPORT
 FISCAL YEAR 2016-17

REVENUES/FINANCING SOURCES

	BUDGET	ACTUAL	ENCUMBRANCE/ ILC	UNREALIZED	% UNREALIZED
Revenues	\$ 100,022,393.00	\$ 41,339,607.28	N/A	\$ 58,682,785.72	59%
Other Sources	\$ 526,500.00	\$ 517,145.52	N/A	\$ 9,354.48	2%
TOTAL	\$ 100,548,893.00	\$ 41,856,752.80	N/A	\$ 58,692,140.20	58%

EXPENDITURES/TRANSFERS

	BUDGET	ACTUAL	ENCUMBRANCE/ ILC	AVAILABLE	% AVAILABLE
Expenditures (1)	\$ 9,149,088.28	\$ 3,109,458.31	\$ 2,151,529.79	\$ 3,888,100.18	42%
Transfers Out					
Debt Service	\$ 39,672,020.00	\$ 26,442,748.24	\$ -	\$ 13,229,271.76	33%
MWP	\$ 8,000,000.00	\$ 3,333,000.00	\$ -	\$ 4,667,000.00	58%
CIP (2)	\$ 45,000,000.00	\$ 18,750,000.00	\$ -	\$ 26,250,000.00	58%
TOTAL	\$ 101,821,108.28	\$ 51,635,206.55	\$ 2,151,529.79	\$ 48,034,371.94	47%

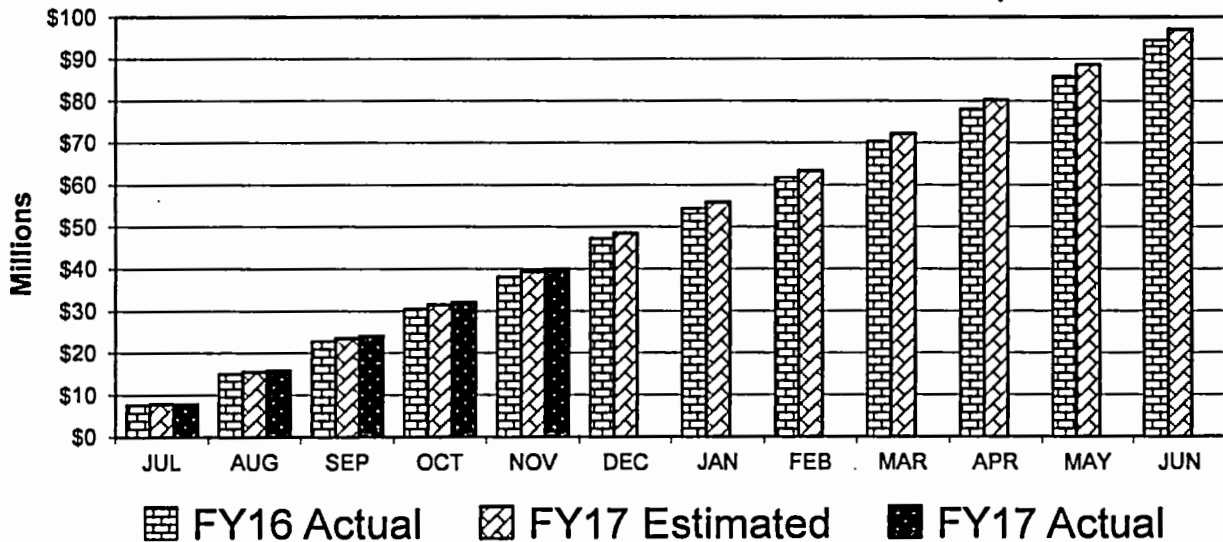
Notes:

- (1) Expenditure budget may include carry forward budget from prior years.
- (2) Includes Local Drainage program.

**SALES TAX REVENUE REPORT
REGIONAL FLOOD CONTROL DISTRICT
FISCAL YEAR 2016-17
MODIFIED ACCRUAL BASIS**

MONTH SALES TAX COLLECTED BY MERCHANT	1/4 CENT SALES TAX ESTIMATE <small>(as approved April 14, 2016)</small>	ACTUAL SALES TAX REVENUES	DIFFERENCE OVER/(UNDER) ESTIMATE	PERCENT +/- FROM ESTIMATE
JULY	7,844,462.91	7,828,823.42	(15,639.49)	-0.20%
AUGUST	7,591,361.75	7,949,595.27	358,233.52	4.72%
SEPTEMBER	8,027,149.35	8,291,982.57	264,833.22	3.30%
OCTOBER	7,949,522.17	7,918,968.02	(30,554.15)	-0.4%
NOVEMBER	7,871,295.45	7,962,254.61	90,959.16	1.2%
DECEMBER	9,185,772.98			
JANUARY	7,368,521.13			
FEBRUARY	7,498,805.14			
MARCH	8,848,506.91			
APRIL	8,039,515.51			
MAY	8,439,782.36			
JUNE	8,435,304.34			
TOTAL:	\$ 97,100,000.00	\$ 39,951,623.89	\$ 667,832.26	1.70%

Estimated vs Actual Cumulative Sales Tax Receipts



Schedule of Monthly Expenditures - Summary

Fund 2860 - Operating Fund

1/1/2017 to 1/31/2017

<u>Fiscal Year</u>	<u>Account #</u>	<u>Account Name</u>	<u>Amount</u>
2017	61*/62*	Salaries and Benefits	439,124.28
	630000	Other Professional Services	93,622.63
	635000	Pro Svcs-Legal	5,527.82
	640310	R & M-Facilities	420.00
	640320	R & M-Equipment	6,362.11
	640340	R & M-Vehicles	783.60
	641000	Other Rental Expense	1,028.24
	644610	Information System Services	1,250.00
	646100	Telephone-Local	1,046.54
	646110	Telephone-Long Distance	9.87
	646120	Cell Phones/Beepers	262.64
	648100	Printing/Reproduction	1,441.86
	649400	Meals	194.87
	663000	Operating Supplies	272.41
	663200	Food	194.87
	663400	Office Supplies	892.60
	663421	LVA-IT Hardware-Modified Accrual	3,430.85
	663500	Wearing Apparel	75.24
	663610	Computers & Supplies	1,439.70
	670100	Electricity	213.62
	679220	Software Licenses	18,000.00
	679300	Dues	1,265.00
	679600	Postage	693.67
	680400	Capital Outlay-Equipment-Mod Accrual	5,317.13
		Fiscal Year Total	<u>\$582,869.55</u>
		Grand Total	<u>\$582,869.55</u>

**REGIONAL FLOOD CONTROL DISTRICT
 FUND 2870 - FACILITIES MAINTENANCE FUND
 FUND BALANCE REPORT
 JANUARY 2017**

BEGINNING CASH BALANCE:	7,296,383.98	
Accruals/Adjustments	<u>0.00</u>	
 TOTAL BEGINNING CASH BALANCE:		 \$7,296,383.98
 REVENUES:		
Interest Income	8,829.67	
Fund 2860 - Transfer In Maintenance Work Program	666,600.00	
Miscellaneous Other Revenue/Adjustments	<u>5,049.50</u>	
 TOTAL MONTHLY REVENUES		 \$680,479.17
 EXPENDITURES:		
Services & Supplies	0.00	
Maintenance Work Program Expenditures	(162,458.19)	
Accruals/Adjustments		
Miscellaneous Accruals/Adjustments	(5,049.50)	
Contract Retention Payable	0.00	
Contract Retention Interest Payable	0.00	
Accounts Payable	<u>0.00</u>	
 TOTAL MONTHLY EXPENSES		 <u>(\$167,507.69)</u>
 ENDING CASH BALANCE:		 <u><u>\$7,809,355.46</u></u>

**Regional Flood Control District
Monthly Expenditures
Maintenance Work Program
1/1/2017 to 1/31/2017**

Fiscal Year- 2017

<u>Vendor</u>	<u>Facility</u>	<u>Invoice No.</u>	<u>Inv. Date</u>	<u>PO Number</u>	<u>Date Paid</u>	<u>Amount</u>
CITY OF HENDERSON	RF.HN01	MSC5026442	01/05/2017	4500252203 00010	01/24/2017	3,825.00
CITY OF HENDERSON	RF.HN04	MSC5026442	01/05/2017	4500252203 00010	01/24/2017	117.43
CITY OF HENDERSON	RF.HN06	MSC5026443	01/05/2017	4500252203 00010	01/24/2017	2,121.34
CITY OF HENDERSON	RF.HN09	MSC5026443	01/05/2017	4500252203 00010	01/24/2017	321.34
CITY OF HENDERSON	RF.HN12	MSC5026515	12/01/2016	4500252203 00010	01/31/2017	402.50
CITY OF HENDERSON	RF.HN13	MSC5026442	01/05/2017	4500252203 00010	01/24/2017	2,419.00
CITY OF HENDERSON	RF.HN14	MSC5026443	01/05/2017	4500252203 00010	01/24/2017	514.16
CITY OF HENDERSON	RF.HN24	MSC5026443	01/05/2017	4500252203 00010	01/24/2017	128.54
CITY OF HENDERSON	RF.HN24	MSC5026515	12/01/2016	4500252203 00010	01/31/2017	3,420.00
CITY OF LAS VEGAS	RF.LV51	225801	01/10/2017	4500253799 00010	01/31/2017	3,265.07
CITY OF LAS VEGAS	RF.LV52	225801	01/10/2017	4500253799 00010	01/31/2017	5,438.40
CITY OF LAS VEGAS	RF.LV54	225801	01/10/2017	4500253799 00010	01/31/2017	8,049.93
CITY OF LAS VEGAS	RF.LV55	225801	01/10/2017	4500253799 00010	01/31/2017	6,565.43
CITY OF LAS VEGAS	RF.LV57	225801	01/10/2017	4500253799 00010	01/31/2017	1,279.14
DEPARTMENT OF CONSERVA	RF.HN11	J402NV10426	11/30/2016	none	01/31/2017	1,080.00
DEPARTMENT OF CONSERVA	RF.HN18	J681NV10518	11/30/2016	none	01/31/2017	1,041.25
DEPARTMENT OF CONSERVA	RF.HN21	J497NV10530	11/30/2016	none	01/31/2017	608.75
DEPARTMENT OF CONSERVA	RF.HN25	J516NV10550	11/30/2016	none	01/31/2017	980.00
DEPARTMENT OF CONSERVA	RF.HN26	J498NV10528	11/30/2016	none	01/31/2017	1,653.75
DEPARTMENT OF CONSERVA	RF.HN26	J599NV10670	11/30/2016	none	01/31/2017	920.00
DEPARTMENT OF CONSERVA	RF.HN27	J533NV10577	11/30/2016	none	01/31/2017	955.00
DEPARTMENT OF CONSERVA	RF.HN28	J531NV10575	11/30/2016	none	01/31/2017	967.50
DEPARTMENT OF CONSERVA	RF.HN29	J528NV10572	11/30/2016	none	01/31/2017	2,798.75
DEPARTMENT OF CONSERVA	RF.HN45	J504NV10543	11/30/2016	none	01/31/2017	698.75
DEPARTMENT OF CONSERVA	RF.HN61	J576NV10648	11/30/2016	none	01/31/2017	1,486.25
L R NELSON CONSULTING EN	RF.HN14	14010A	12/16/2016	4500253302 00010	01/31/2017	729.00
PUBLIC WORKS/CC TREAS	RF.CC01	4017000066	01/31/2017	none	01/31/2017	32,482.35
PUBLIC WORKS/CC TREAS	RF.CC02	4017000067	01/31/2017	none	01/31/2017	2,684.46
PUBLIC WORKS/CC TREAS	RF.CC03	4017000068	01/31/2017	none	01/31/2017	31,551.40
PUBLIC WORKS/CC TREAS	RF.CC05	4017000069	01/31/2017	none	01/31/2017	13,780.92
PUBLIC WORKS/CC TREAS	RF.CC06	4017000070	01/31/2017	none	01/31/2017	11,418.90
PUBLIC WORKS/CC TREAS	RF.CC09	4017000071	01/31/2017	none	01/31/2017	5,625.00
PUBLIC WORKS/CC TREAS	RF.CC11	4017000072	01/31/2017	none	01/31/2017	(5,049.50)
PUBLIC WORKS/CC TREAS	RF.CC16	4017000073	01/31/2017	none	01/31/2017	2,684.46
PUBLIC WORKS/CC TREAS	RF.CC19	4017000074	01/31/2017	none	01/31/2017	2,684.46
PUBLIC WORKS/CC TREAS	RF.CC21	4017000075	01/31/2017	none	01/31/2017	12,809.46
Total Expenditures						\$162,458.19
Grand Total						\$162,458.19

**Regional Flood Control District
Maintenance Work Program Status Report- Fiscal Year 2017**

Boulder City

<u>Facility</u>	<u>Facility Name</u>	<u>Budget</u>	<u>Amount Spent</u>	<u>Amount Remaining</u>
RF.BC01	Hemenway Watershed	168,650.00	43,389.12	125,260.88
RF.BC02	Georgia/Buchanan Watershed	89,500.00	1,911.04	87,588.96
RF.BC03	North Railroad Watershed	24,850.00	620.03	24,229.97
RF.BC04	West Airport Watershed	17,000.00	1,802.37	15,197.63
		<u>\$300,000.00</u>	<u>\$47,722.56</u>	<u>\$252,277.44</u>

Clark County

<u>Facility</u>	<u>Facility Name</u>	<u>Budget</u>	<u>Amount Spent</u>	<u>Amount Remaining</u>
RF.CC01	Flamingo Wash	778,500.00	121,990.71	656,509.29
RF.CC02	Las Vegas Wash	214,500.00	106,102.75	108,397.25
RF.CC03	Duck Creek	263,500.00	74,135.07	189,364.93
RF.CC05	Las Vegas Range Wash	319,300.00	117,509.39	201,790.61
RF.CC06	Tropicana Wash	345,000.00	50,357.16	294,642.84
RF.CC07	Airport Channel	48,000.00	8,047.34	39,952.66
RF.CC08	Monson Channel	294,700.00	1,822.25	292,877.75
RF.CC09	Rawhide Channel	540,500.00	13,584.77	526,915.23
RF.CC10	Van Buskirk Channel	33,000.00	1,889.19	31,110.81
RF.CC11	Flamingo Wash North Fork	1,054,000.00	520,718.69	533,281.31
RF.CC14	Laughlin Washes	37,000.00	803.66	36,196.34
RF.CC15	Moapa Valley	74,500.00	2,642.21	71,857.79
RF.CC16	Blue Diamond Wash	147,000.00	13,820.39	133,179.61
RF.CC17	Searchlight	2,050.00	436.60	1,613.40
RF.CC18	Bunkerville	32,600.00	1,051.31	31,548.69
RF.CC19	Pittman Wash	67,500.00	19,830.42	47,669.58
RF.CC20	Indian Springs	11,050.00	815.65	10,234.35
RF.CC21	Northern Beltway Channels	101,000.00	20,908.94	80,091.06
		<u>\$4,363,700.00</u>	<u>\$1,076,466.50</u>	<u>\$3,287,233.50</u>

Henderson

<u>Facility</u>	<u>Facility Name</u>	<u>Budget</u>	<u>Amount Spent</u>	<u>Amount Remaining</u>
RF.HN01	C-1 Channel	131,565.92	130,947.63	618.29
RF.HN02	Greenway Channel	11,877.83	11,201.96	675.87
RF.HN03	Van Wagenen Channel	1,300.00	40.36	1,259.64
RF.HN04	Gibson Channel	14,687.36	10,124.55	4,562.81
RF.HN05	Lower Pittman Channel	9,852.55	5,695.51	4,157.04
RF.HN06	Upper Pittman Wash	166,687.96	159,591.33	7,096.63
RF.HN07	UPRR Channel	2,357.64	397.80	1,959.84
RF.HN08	Sandwedge Channel	10,000.00	1,399.86	8,600.14
RF.HN09	Whitney Ranch Channel	27,610.28	26,610.28	1,000.00
RF.HN10	Duck Creek Channel	3,507.90	3,297.97	209.93
RF.HN11	Mission Hills Detention Basin	31,432.39	6,379.19	25,053.20
RF.HN12	Railroad East Channel	4,196.38	2,052.64	2,143.74
RF.HN13	MacDonald Ranch Channel	14,692.73	7,659.39	7,033.34
RF.HN14	Drake Channel	12,817.45	11,337.63	1,479.82
RF.HN15	I-515 Channel	2,846.51	1,092.57	1,753.94
RF.HN16	Eastern Channel	23,706.75	13,455.02	10,251.73
RF.HN17	Western Interceptor	3,500.00	19.83	3,480.17
RF.HN18	Equestrian Detention Basin	30,500.00	1,612.42	28,887.58
RF.HN19	Sunridge Channel	14,537.26	6,677.56	7,859.70
RF.HN20	Pittman Wash Railroad Channel	5,736.36	777.22	4,959.14

**Regional Flood Control District
Maintenance Work Program Status Report- Fiscal Year 2017**

Henderson

<u>Facility</u>	<u>Facility Name</u>	<u>Budget</u>	<u>Amount Spent</u>	<u>Amount Remaining</u>
RF.HN21	Pittman Park Detention Basin	4,414.42	3,378.06	1,036.36
RF.HN22	Pittman Wash Burns	9,500.00	1,982.32	7,517.68
RF.HN24	Pittman Pecos Channel	44,206.77	44,206.77	0.00
RF.HN25	Black Mountain DB	4,781.37	1,808.10	2,973.27
RF.HN26	East C-1 DB & Berm, Channel-Havre	38,743.68	2,654.46	36,089.22
RF.HN27	McCullough Hills Det Basin	8,031.60	2,641.41	5,390.19
RF.HN28	Pioneer Detention Basin	11,000.00	7,032.48	3,967.52
RF.HN29	Pittman East Det Basin	65,032.48	13,788.33	51,244.15
RF.HN30	Saguaro Park/Downs Channel	1,373.05	593.48	779.57
RF.HN31	C-1 Channel - US 95	4,883.97	4,820.50	63.47
RF.HN32	C-1 Channel Boulder Highway	6,626.72	224.37	6,402.35
RF.HN33	Upper Pittman Wash South	4,426.72	375.59	4,051.13
RF.HN34	Pittman Stephanie	2,785.35	1,950.21	835.14
RF.HN35	Pittman Desert Willow	1,300.00	20.08	1,279.92
RF.HN36	Pittman Foothills Drive	1,300.00	60.24	1,239.76
RF.HN37	Pittman Lake Mead	1,300.00	430.51	869.49
RF.HN38	Pittman Valle Verde	1,300.00	0.00	1,300.00
RF.HN40	Pittman Pioneer Detention	3,258.95	1,059.89	2,199.06
RF.HN41	Pittman West Horizon	4,748.85	4,228.89	519.96
RF.HN42	Pittman/Anthem Parkway	12,012.17	11,512.17	500.00
RF.HN43	Pittman Horizon Ridge	1,300.00	40.16	1,259.84
RF.HN45	Pittman Anthem Channel & DB	18,500.00	862.50	17,637.50
RF.HN46	Pittman Reunion Drive	2,100.00	20.08	2,079.92
RF.HN47	Pittman Green Valley	800.00	20.08	779.92
RF.HN48	Pittman Seven Hills	1,200.00	20.08	1,179.92
RF.HN49	C-1 Channel US 95 Trib 1	1,300.00	19.83	1,280.17
RF.HN50	C-1 Channel Four Kids	8,021.15	7,021.15	1,000.00
RF.HN53	Lake Las Vegas Magic Way Chnl	1,433.14	133.14	1,300.00
RF.HN54	Pittman Hampton Road	1,000.00	20.53	979.47
RF.HN55	Pittman Anthem Drive	1,300.00	61.23	1,238.77
RF.HN56	Pittman Wash Southeast	4,100.00	61.61	4,038.39
RF.HN57	Pittman Wash Wilderness Study	2,100.00	20.53	2,079.47
RF.HN58	Pittman Southedge-North	1,366.24	504.94	861.30
RF.HN59	Pittman Southedge-South	1,000.00	20.53	979.47
RF.HN60	Pittman Southedge-Anthem	1,800.00	389.03	1,410.97
RF.HN61	Pittman East Headworks DB	18,000.00	1,844.17	16,155.83
RF.HN62	C-1 Channel-Racetrack	1,090.10	210.28	879.82
		\$820,850.00	\$514,408.45	\$306,441.55

Las Vegas

<u>Facility</u>	<u>Facility Name</u>	<u>Budget</u>	<u>Amount Spent</u>	<u>Amount Remaining</u>
RF.LV51	Cedar Ave Channel/Nellis System	50,000.00	15,301.27	34,698.73
RF.LV52	Gowan/Angel Pk/Lone Mtn System	500,000.00	94,491.13	405,508.87
RF.LV53	Lake Mead/Smoke Ranch/Washington S	50,000.00	0.00	50,000.00
RF.LV54	Las Vegas Wash System	700,000.00	27,805.90	672,194.10
RF.LV55	Meadows/Oakey System	100,000.00	26,519.58	73,480.42
RF.LV56	Washington Ave/LV Creek	225,000.00	0.00	225,000.00
RF.LV57	US95/Outer Beltway/Ann Road System	1,000,000.00	43,306.78	956,693.22
		\$2,625,000.00	\$207,424.66	\$2,417,575.34

**Regional Flood Control District
Maintenance Work Program Status Report- Fiscal Year 2017**

Mesquite

<u>Facility</u>	<u>Facility Name</u>	<u>Budget</u>	<u>Amount Spent</u>	<u>Amount Remaining</u>
RF.ME01	Mesquite Town Wash	19,000.00	4,689.16	14,310.84
RF.ME02	Abbott Wash Channel	14,300.00	2,721.19	11,578.81
RF.ME04	Town Wash Detention Basin	467,300.00	442,264.16	25,035.84
RF.ME07	Pulsipher Wash	29,400.00	3,014.98	26,385.02
RF.ME08	Abbott Wash Detention Basin	68,000.00	1,181.34	66,818.66
RF.ME09	Pulsipher Wash Detention Basin	29,700.00	2,350.00	27,350.00
		<u>\$627,700.00</u>	<u>\$456,220.83</u>	<u>\$171,479.17</u>

North Las Vegas

<u>Facility</u>	<u>Facility Name</u>	<u>Budget</u>	<u>Amount Spent</u>	<u>Amount Remaining</u>
RF.NL01	LV Wash "N" Channel	53,172.81	4,711.07	48,461.74
RF.NL02	Las Vegas Wash-Middle	98,571.00	31,879.89	66,691.11
RF.NL03	LV Wash-King Charles Channel	42,071.00	11,204.97	30,866.03
RF.NL04	Vandenberg Detention Basin	71,571.00	6,477.93	65,093.07
RF.NL05	North Las Vegas Detention Basin	62,271.86	485.55	61,786.31
RF.NL06	Upper LVW DB & Moccasin Levee	58,000.00	403.73	57,596.27
RF.NL07	Carey/Lake Mead Detention Basin	434,648.84	351,044.81	83,604.03
RF.NL08	Gowan Outfall Channel	47,571.00	7,027.37	40,543.63
RF.NL10	Upper Las Vegas Wash	20,000.00	6,259.55	13,740.45
RF.NL11	Clayton Street Channel	43,571.00	1,588.76	41,982.24
RF.NL12	Lower Las Vegas Detention Basin	270,202.43	150,452.97	119,749.46
RF.NL13	West Trib-Ranch House to Lower LV DE	46,071.00	5,428.42	40,642.58
RF.NL14	Trib to Western Trib @ Craig Rd	46,071.00	18,879.36	27,191.64
RF.NL15	Las Vegas Wash-Smoke Ranch	43,571.00	9,085.42	34,485.58
RF.NL16	Upper Las Vegas Wash Channel	64,571.00	29,262.06	35,308.94
RF.NL17	Range Wash-LVW Diversion & Levee	75,595.91	923.94	74,671.97
RF.NL18	Cheyenne Peaking Basin	68,071.00	2,478.32	65,592.68
RF.NL19	LVW-Middle, Cheyenne Ave to Owens A	171,898.15	4,108.34	167,789.81
		<u>\$1,717,500.00</u>	<u>\$641,702.46</u>	<u>\$1,075,797.54</u>

	<u>Budget</u>	<u>Amount Spent</u>	<u>Amount Remaining</u>
Program Totals	<u>\$10,454,750.00</u>	<u>\$2,943,945.46</u>	<u>\$7,510,804.54</u>

**REGIONAL FLOOD CONTROL DISTRICT
 FUND 3300 - BOND DEBT SERVICE FUND
 FUND BALANCE REPORT
 JANUARY 2017**

BEGINNING CASH BALANCE	7,188,496.63	
Accruals/Adjustments	<u>0.00</u>	
TOTAL BEGINNING CASH BALANCE		\$7,188,496.63
REVENUES:		
Interest Income	12,419.16	
Fund 2860 - Transfer In Debt Service	3,307,317.73	
Bonds Issued	0.00	
Premium on Bonds Issued	0.00	
Miscellaneous Other Revenue	0.00	
Accruals/Adjustments		
Miscellaneous Accruals/Adjustments	<u>0.00</u>	
TOTAL MONTHLY REVENUES		\$3,319,736.89
EXPENDITURES:		
Professional Services	0.00	
Debt Service Payments*	0.00	
Payments to Escrow Agent	0.00	
Transfers Out to Other Funds	0.00	
Accruals/Adjustments		
Miscellaneous Accruals/Adjustments	<u>0.00</u>	
TOTAL MONTHLY EXPENSES		<u>\$0.00</u>
ENDING CASH BALANCE:		<u><u>\$10,508,233.52</u></u>

*Principal payments paid annually (November); Interest payments paid semi-annually (May and November)

**REGIONAL FLOOD CONTROL DISTRICT
 FUND 4430 - CONSTRUCTION FUND
 FUND BALANCE REPORT
 JANUARY 2017**

BEGINNING CASH BALANCE:

Cash in Custody of Treasurer	105,195,290.97	
Custodial Account Cash Balance	40,358,385.41	
Accruals/Adjustments	<u>(87,730.98)</u>	
TOTAL BEGINNING CASH BALANCE		\$145,465,945.40

REVENUES:

Fund 2860 - Transfer In Budgeted Transfer	3,750,000.00	
Fund 3300 - Transfer In Bond Proceeds	0.00	
Custodial Account - Transfer In to Treasurer	0.00	
Interest Earnings	124,844.06	
Custodial Account Interest Earnings	0.00	
Proceeds from Bonds and Loans	0.00	
Miscellaneous Other Revenue	0.00	
Accruals/Adjustments		
Miscellaneous Accruals/Adjustments	<u>0.00</u>	
TOTAL MONTHLY REVENUES		\$3,874,844.06

EXPENDITURES:

Capital Improvement Program	(5,304,259.51)	
Professional Services	0.00	
Project Reimbursements	0.00	
Fund 2860 - Transfer Out Interest Earnings	0.00	
Fund 2860 - Transfer Out ILA Closeout/Reductions	0.00	
Custodial Account - Transfer Out to Treasurer	0.00	
Accruals/Adjustments		
Contracts Retention Payable	5,524.87	
Contracts Retention Interest Payable	0.00	
Accounts Payable	263.00	
Miscellaneous Accruals/Adjustments	<u>0.00</u>	
TOTAL MONTHLY EXPENDITURES		(\$5,298,471.64)

ENDING CASH BALANCE:

Cash in Custody of Treasurer	103,683,932.41	
Custodial Account Cash Balance	<u>40,358,385.41</u>	

ENDING CASH BALANCE: \$144,042,317.82

**Regional Flood Control District
 Monthly Expenditures
 Capital Improvement Program
 1/1/2017 to 1/31/2017**

Fund 4430

Fiscal Year- 2017

<u>Vendor</u>	<u>Project</u>	<u>Invoice No.</u>	<u>Inv. Date</u>	<u>PO Number</u>	<u>Date Paid</u>	<u>Amount</u>
CITY OF BOULDER CITY	RF.BOU05J10	1097	11/01/2016	4800002791 00010	01/06/2017	106,500.35
CITY OF HENDERSON	RF.HEN01I14	MSC5026519	12/01/2016	4800006817 00010	01/31/2017	226.16
CITY OF HENDERSON	RF.HEN04P09	MSC5026523	12/01/2016	4800002767 00010	01/31/2017	192.82
CITY OF HENDERSON	RF.HEN04Q15	MSC5026522	12/01/2016	4800007358 00010	01/31/2017	3,643.52
CITY OF HENDERSON	RF.HEN12I09	MSC5026521	12/01/2016	4800002400 00010	01/31/2017	367.38
CITY OF HENDERSON	RF.HEN12J16	MSC5026520	12/01/2016	4800007530 00010	01/31/2017	5,954.66
CITY OF HENDERSON	RF.HEN16A01	MSC5026517	12/01/2016	4800001182 00010	01/31/2017	1,028.32
CITY OF HENDERSON	RF.HEN16D15	MSC5026518	12/01/2016	4800007269 00010	01/31/2017	2,749.29
CITY OF HENDERSON	RF.HEN16E15	MSC5026525	12/01/2016	4800007841 00010	01/31/2017	120.42
CITY OF HENDERSON	RF.HEN24A11	MSC5026524	12/01/2016	4800004138 00010	01/31/2017	268.93
CITY OF LAS VEGAS	RF.LAS05K15	225841	01/11/2017	4800006738 00010	01/31/2017	243.51
CITY OF LAS VEGAS	RF.LAS14C11	225823	01/11/2017	4800004218 00010	01/31/2017	217.00
CITY OF LAS VEGAS	RF.LAS14D14	225822	01/11/2017	4800006033 00020	01/31/2017	5,063.32
CITY OF LAS VEGAS	RF.LAS16N13	225842	01/11/2017	4800005743 00020	01/31/2017	15,839.10
CITY OF LAS VEGAS	RF.LAS16O13	225843	01/11/2017	4800005933 00020	01/31/2017	38,450.14
CITY OF LAS VEGAS	RF.LAS16P15	225845	01/11/2017	4800007389 00010	01/31/2017	3,331.74
CITY OF LAS VEGAS	RF.LAS22S13	225799	01/10/2017	4800005745 00020	01/31/2017	1,873.43
CITY OF LAS VEGAS	RF.LAS23G15	225803	01/10/2017	4800007191 00010	01/31/2017	71,052.80
CITY OF LAS VEGAS	RF.LAS23H15	225806	01/10/2017	4800007390 00010	01/31/2017	5,117.77
CITY OF LAS VEGAS	RF.LAS24E07	225831	01/11/2017	4800000203 00050	01/31/2017	90.42
CITY OF LAS VEGAS	RF.LAS24H13	225830	01/11/2017	4800005747 00020	01/31/2017	1,197.31
CITY OF LAS VEGAS	RF.LAS24I15	225828	01/11/2017	4800007188 00010	01/31/2017	50,977.01
CITY OF LAS VEGAS	RF.LAS24J15	225829	01/11/2017	4800007189 00010	01/31/2017	51,733.04
CITY OF LAS VEGAS	RF.LAS25B13	225802	01/10/2017	4800005742 00020	01/31/2017	30,541.04
CITY OF LAS VEGAS	RF.LAS28C12	225837	01/11/2017	4800005013 00010	01/31/2017	1,450.41
CITY OF LAS VEGAS	RF.LAS29B15	225821	01/11/2017	4800007391 00010	01/31/2017	87,060.09
CITY OF LAS VEGAS	RF.LLD08A11	225866	01/11/2017	4800004223 00010	01/31/2017	26,553.74
CITY OF NORTH LAS VEGA	RF.NLV01G11	7952	01/12/2017	4800004209 00010	01/27/2017	848.39
CITY OF NORTH LAS VEGA	RF.NLV01I14	7953	01/12/2017	4800006072 00020	01/31/2017	1,904,742.61
CITY OF NORTH LAS VEGA	RF.NLV01I14	7966	01/24/2017	4800006072 00020	01/31/2017	257,687.97
CITY OF NORTH LAS VEGA	RF.NLV03E13	7958	01/12/2017	4800006067 00030	01/31/2017	3,288.72
CITY OF NORTH LAS VEGA	RF.NLV04J14	7956	01/12/2017	4800006074 00020	01/31/2017	2,279.78
CITY OF NORTH LAS VEGA	RF.NLV09E11	7951	01/12/2017	4800004139 00030	01/31/2017	26,535.83
CITY OF NORTH LAS VEGA	RF.NLV09I13	7957	01/12/2017	4800006141 00030	01/31/2017	7,328.53
CITY OF NORTH LAS VEGA	RF.NLV17C16	7960	01/12/2017	4800007933 00010	01/31/2017	2,518.99
CITY OF NORTH LAS VEGA	RF.NLV18B07	7954	01/12/2017	4800000791 00010	01/31/2017	263.00
CITY OF NORTH LAS VEGA	RF.NLV18F13	7959	01/12/2017	4800006034 00010	01/31/2017	90,686.18
CITY OF NORTH LAS VEGA	RF.NLV18H14	7955	01/12/2017	4800006604 00020	01/31/2017	7,559.97
LAS VEGAS PAVING CORP	RF.HEN04Q15	HEN04Q15#12	11/30/2016	4800007360 00010	01/26/2017	2,094.32
LAS VEGAS PAVING CORP	RF.HEN16D15	HEN16D15#12	11/30/2016	4800007270 00010	01/26/2017	6,658.50
PUBLIC WORKS/CC TREAS	RF.CLA04E99	1517084883	01/24/2017	none	01/24/2017	8,925.13
PUBLIC WORKS/CC TREAS	RF.CLA08S13	1517084879	01/24/2017	none	01/24/2017	4,462.50
PUBLIC WORKS/CC TREAS	RF.CLA15D12	1517084882	01/24/2017	none	01/24/2017	5,137.36
PUBLIC WORKS/CC TREAS	RF.CLA15E13	1517075854	01/03/2017	none	01/09/2017	117,412.97
PUBLIC WORKS/CC TREAS	RF.CLA15E13	1517075855	01/03/2017	none	01/18/2017	20,821.44

**Regional Flood Control District
 Monthly Expenditures
 Capital Improvement Program
 1/1/2017 to 1/31/2017**

Fund 4430

Fiscal Year- 2017

<u>Vendor</u>	<u>Project</u>	<u>Invoice No.</u>	<u>Inv. Date</u>	<u>PO Number</u>	<u>Date Paid</u>	<u>Amount</u>
PUBLIC WORKS/CC TREAS	RF.CLA15E13	1517078598	01/10/2017	none	01/17/2017	2,150,195.51
PUBLIC WORKS/CC TREAS	RF.CLA15E13	1517084924	01/24/2017	none	01/24/2017	43,755.20
PUBLIC WORKS/CC TREAS	RF.CLA27C08	1517084884	01/24/2017	none	01/24/2017	4,333.95
PUBLIC WORKS/CC TREAS	RF.MOA01F10	1517081421	01/13/2017	none	01/18/2017	13,175.00
PUBLIC WORKS/CC TREAS	RF.MOA01F10	1517084886	01/24/2017	none	01/24/2017	8,429.50
TARGET CONSTRUCTION I	RF.HEN12J16	HEN12J16#2	12/31/2016	4800007799 00010	01/30/2017	101,744.44
VTN NEVADA	RF.HEN16A01	7520#37	12/10/2016	4800006059 00020	01/31/2017	1,530.00
Fiscal Year Total						\$5,304,259.51
Fund Total						\$5,304,259.51

**REGIONAL FLOOD CONTROL DISTRICT
 FUND 4440 - CAPITAL IMPROVEMENTS BOND FUND
 FUND BALANCE REPORT
 JANUARY 2017**

BEGINNING CASH BALANCE:	22,405,248.27	
Accruals/Adjustments	<u>0.00</u>	
TOTAL BEGINNING CASH BALANCE		\$22,405,248.27
REVENUES:		
Interest Income	27,052.61	
Proceeds from Bonds and Loans	0.00	
Other	<u>0.00</u>	
TOTAL MONTHLY REVENUES		\$27,052.61
EXPENDITURES:		
Capital Improvement Program	(9,525.60)	
Professional Services	0.00	
Project Reimbursements	0.00	
Fund 4430 - Transfer Out Reallocated Expenses	0.00	
Accruals/Adjustments		
Contracts Retention Payable	0.00	
Contracts Retention Interest Payable	0.00	
Accounts Payable	0.00	
Miscellaneous Accruals/Adjustments	<u>0.00</u>	
TOTAL MONTHLY EXPENDITURES		(\$9,525.60)
ENDING CASH BALANCE:		<u>\$22,422,775.28</u>

**Regional Flood Control District
 Monthly Expenditures
 Capital Improvement Program
 1/1/2017 to 1/31/2017**

Fund 4440

Fiscal Year- 2017

<u>Vendor</u>	<u>Project</u>	<u>Invoice No.</u>	<u>Inv. Date</u>	<u>PO Number</u>	<u>Date Paid</u>	<u>Amount</u>
PUBLIC WORKS/CC TREAS	RF.CLA27D13	1517077810	01/09/2017	none	01/18/2017	9,525.60
Fiscal Year Total						\$9,525.60
Fund Total						\$9,525.60

Current Project Expense Summary

PAY-AS-YOU-GO FUNDED PROJECTS

ENTITY: Boulder City

RF. BOU01C10

Hemenway System, Phase II Improvements
Interlocal Amount \$745,000.00

Original Funding Date 02/11/2010
Expiration Date 01/14/2019

Category	ILC Funding Allocation	Amount Spent	Total Remaining
Right of Way	\$0.00	\$0.00	\$0.00
Pre-Design	\$0.00	\$0.00	\$0.00
Design	\$730,000.00	\$470,319.20	\$259,680.80
Construction	\$0.00	\$0.00	\$0.00
Const Engineering	\$0.00	\$0.00	\$0.00
Environmental	\$15,000.00	\$7,726.67	\$7,273.33
Other	\$0.00	\$0.00	\$0.00
Total	\$745,000.00	\$478,045.87	\$266,954.13

RF. BOU01D17

Hemenway System, Phase IIA Improvements
Interlocal Amount \$2,222,694.00

Original Funding Date 02/09/2017
Expiration Date 02/09/2019

Category	ILC Funding Allocation	Amount Spent	Total Remaining
Right of Way	\$0.00	\$0.00	\$0.00
Pre-Design	\$0.00	\$0.00	\$0.00
Design	\$0.00	\$0.00	\$0.00
Construction	\$2,047,694.00	\$0.00	\$2,047,694.00
Const Engineering	\$175,000.00	\$0.00	\$175,000.00
Environmental	\$0.00	\$0.00	\$0.00
Other	\$0.00	\$0.00	\$0.00
Total	\$2,222,694.00	\$0.00	\$2,222,694.00

RF. BOU05J10

North Railroad Conveyance
Interlocal Amount \$530,000.00

Original Funding Date 02/11/2010
Expiration Date 06/30/2017

Category	ILC Funding Allocation	Amount Spent	Total Remaining
Right of Way	\$0.00	\$0.00	\$0.00
Pre-Design	\$0.00	\$0.00	\$0.00
Design	\$515,000.00	\$439,703.56	\$75,296.44
Construction	\$0.00	\$0.00	\$0.00
Const Engineering	\$0.00	\$0.00	\$0.00
Environmental	\$15,000.00	\$7,726.67	\$7,273.33
Other	\$0.00	\$0.00	\$0.00
Total	\$530,000.00	\$447,430.23	\$82,569.77

Current Project Expense Summary

PAY-AS-YOU-GO FUNDED PROJECTS

ENTITY: Clark County

RF.CLA04E99

Flamingo Wash, McLeod Dr to Maryland PKWY

Interlocal Amount \$2,980,000.00

Original Funding Date 08/12/1999

Expiration Date 06/30/2018

Category	ILC Funding Allocation	Amount Spent	Total Remaining
Right of Way	\$741,500.00	\$637,505.24	\$103,994.76
Pre-Design	\$0.00	\$0.00	\$0.00
Design	\$1,877,500.00	\$1,474,483.70	\$403,016.30
Construction	\$0.00	\$0.00	\$0.00
Const Engineering	\$0.00	\$0.00	\$0.00
Environmental	\$339,000.00	\$315,950.17	\$23,049.83
Other	\$22,000.00	\$17,086.99	\$4,913.01
Total	\$2,980,000.00	\$2,445,026.10	\$534,973.90

RF.CLA08Q13

Duck Creek at Dean Martin

Interlocal Amount \$480,000.00

Original Funding Date 09/12/2013

Expiration Date 06/30/2018

Category	ILC Funding Allocation	Amount Spent	Total Remaining
Right of Way	\$210,500.00	\$19,819.50	\$190,680.50
Pre-Design	\$0.00	\$0.00	\$0.00
Design	\$254,000.00	\$238,453.20	\$15,546.80
Construction	\$0.00	\$0.00	\$0.00
Const Engineering	\$0.00	\$0.00	\$0.00
Environmental	\$15,500.00	\$10,865.00	\$4,635.00
Other	\$0.00	\$0.00	\$0.00
Total	\$480,000.00	\$269,137.70	\$210,862.30

RF.CLA08R13

Duck Creek, Las Vegas Boulevard

Interlocal Amount \$485,000.00

Original Funding Date 09/12/2013

Expiration Date 06/30/2018

Category	ILC Funding Allocation	Amount Spent	Total Remaining
Right of Way	\$1,000.00	\$0.00	\$1,000.00
Pre-Design	\$0.00	\$0.00	\$0.00
Design	\$483,000.00	\$0.00	\$483,000.00
Construction	\$0.00	\$0.00	\$0.00
Const Engineering	\$0.00	\$0.00	\$0.00
Environmental	\$1,000.00	\$0.00	\$1,000.00
Other	\$0.00	\$0.00	\$0.00
Total	\$485,000.00	\$0.00	\$485,000.00

Current Project Expense Summary

PAY-AS-YOU-GO FUNDED PROJECTS

ENTITY: Clark County

RF.CLA08S13

Silverado Ranch Detention Basin and Outfall Facilities

Interlocal Amount \$1,370,000.00

Original Funding Date 09/12/2013

Expiration Date 06/30/2021

Category	ILC Funding Allocation	Amount Spent	Total Remaining
Right of Way	\$31,000.00	\$0.00	\$31,000.00
Pre-Design	\$0.00	\$0.00	\$0.00
Design	\$1,248,000.00	\$158,484.07	\$1,089,515.93
Construction	\$0.00	\$0.00	\$0.00
Const Engineering	\$0.00	\$0.00	\$0.00
Environmental	\$81,000.00	\$1,100.75	\$79,899.25
Other	\$10,000.00	\$0.00	\$10,000.00
Total	\$1,370,000.00	\$159,584.82	\$1,210,415.18

RF.CLA08W16

Duck Creek at Dean Martin

Interlocal Amount \$3,787,357.00

Original Funding Date 10/13/2016

Expiration Date 06/30/2021

Category	ILC Funding Allocation	Amount Spent	Total Remaining
Right of Way	\$0.00	\$0.00	\$0.00
Pre-Design	\$0.00	\$0.00	\$0.00
Design	\$0.00	\$0.00	\$0.00
Construction	\$3,472,857.00	\$0.00	\$3,472,857.00
Const Engineering	\$314,500.00	\$0.00	\$314,500.00
Environmental	\$0.00	\$0.00	\$0.00
Other	\$0.00	\$0.00	\$0.00
Total	\$3,787,357.00	\$0.00	\$3,787,357.00

RF.CLA10F10

Flamingo Wash, Industrial Road to Hotel Rio Drive

Interlocal Amount \$46,000.00

Original Funding Date 04/08/2010

Expiration Date 06/30/2020

Category	ILC Funding Allocation	Amount Spent	Total Remaining
Right of Way	\$10,500.00	\$6,574.40	\$3,925.60
Pre-Design	\$0.00	\$0.00	\$0.00
Design	\$32,000.00	\$18,553.85	\$13,446.15
Construction	\$0.00	\$0.00	\$0.00
Const Engineering	\$0.00	\$0.00	\$0.00
Environmental	\$3,500.00	\$2,618.17	\$881.83
Other	\$0.00	\$0.00	\$0.00
Total	\$46,000.00	\$27,746.42	\$18,253.58

Current Project Expense Summary

PAY-AS-YOU-GO FUNDED PROJECTS

ENTITY: Clark County

RF.CLA10H13

**Airport Channel - Naples
Interlocal Amount \$600,000.00**

**Original Funding Date 09/12/2013
Expiration Date 06/30/2018**

Category	ILC Funding Allocation	Amount Spent	Total Remaining
Right of Way	\$2,000.00	\$1,088.00	\$912.00
Pre-Design	\$0.00	\$0.00	\$0.00
Design	\$579,000.00	\$218,668.81	\$360,331.19
Construction	\$0.00	\$0.00	\$0.00
Const Engineering	\$0.00	\$0.00	\$0.00
Environmental	\$19,000.00	\$0.00	\$19,000.00
Other	\$0.00	\$0.00	\$0.00
Total	\$600,000.00	\$219,756.81	\$380,243.19

RF.CLA15D12

**LVW Sloan-Bonanza, Flam W below Nellis
Interlocal Amount \$5,622,000.00**

**Original Funding Date 06/14/2012
Expiration Date 06/30/2017**

Category	ILC Funding Allocation	Amount Spent	Total Remaining
Right of Way	\$22,000.00	\$3,722.00	\$18,278.00
Pre-Design	\$0.00	\$0.00	\$0.00
Design	\$4,791,000.00	\$4,153,389.54	\$637,610.46
Construction	\$0.00	\$0.00	\$0.00
Const Engineering	\$0.00	\$0.00	\$0.00
Environmental	\$220,000.00	\$87,037.93	\$132,962.07
Other	\$589,000.00	\$488,442.91	\$100,557.09
Total	\$5,622,000.00	\$4,732,592.38	\$889,407.62

RF.CLA21A00

**Orchard Detention Basin
Interlocal Amount \$1,674,700.00**

**Original Funding Date 07/13/2000
Expiration Date 06/30/2021**

Category	ILC Funding Allocation	Amount Spent	Total Remaining
Right of Way	\$428,000.00	\$382,123.56	\$45,876.44
Pre-Design	\$0.00	\$0.00	\$0.00
Design	\$973,000.00	\$756,916.60	\$216,083.40
Construction	\$0.00	\$0.00	\$0.00
Const Engineering	\$0.00	\$0.00	\$0.00
Environmental	\$251,900.00	\$140,330.19	\$111,569.81
Other	\$21,800.00	\$353.71	\$21,446.29
Total	\$1,674,700.00	\$1,279,724.06	\$394,975.94

Current Project Expense Summary

PAY-AS-YOU-GO FUNDED PROJECTS

ENTITY: Clark County

RF.CLA27C08

Flamingo Diversion - Rainbow Branch

Interlocal Amount \$1,030,000.00

Original Funding Date 08/14/2008

Expiration Date 06/30/2019

Category	ILC Funding Allocation	Amount Spent	Total Remaining
Right of Way	\$33,000.00	\$11,521.30	\$21,478.70
Pre-Design	\$0.00	\$0.00	\$0.00
Design	\$897,000.00	\$744,240.38	\$152,759.62
Construction	\$0.00	\$0.00	\$0.00
Const Engineering	\$0.00	\$0.00	\$0.00
Environmental	\$10,000.00	\$8,791.09	\$1,208.91
Other	\$90,000.00	\$34,993.97	\$55,006.03
Total	\$1,030,000.00	\$799,546.74	\$230,453.26

ENTITY: Clark County Outlying

RF.BUN01D11

Windmill Wash Detention Basin Expansion

Interlocal Amount \$880,000.00

Original Funding Date 02/10/2011

Expiration Date 06/30/2021

Category	ILC Funding Allocation	Amount Spent	Total Remaining
Right of Way	\$94,000.00	\$32,052.15	\$61,947.85
Pre-Design	\$0.00	\$0.00	\$0.00
Design	\$660,000.00	\$595,571.05	\$64,428.95
Construction	\$0.00	\$0.00	\$0.00
Const Engineering	\$0.00	\$0.00	\$0.00
Environmental	\$119,000.00	\$115,797.47	\$3,202.53
Other	\$7,000.00	\$0.00	\$7,000.00
Total	\$880,000.00	\$743,420.67	\$136,579.33

RF.GSP01B10

Goodsprings - Phase I

Interlocal Amount \$53,400.00

Original Funding Date 03/11/2010

Expiration Date 06/30/2020

Category	ILC Funding Allocation	Amount Spent	Total Remaining
Right of Way	\$27,500.00	\$11,997.24	\$15,502.76
Pre-Design	\$0.00	\$0.00	\$0.00
Design	\$25,400.00	\$19,668.97	\$5,731.03
Construction	\$0.00	\$0.00	\$0.00
Const Engineering	\$0.00	\$0.00	\$0.00
Environmental	\$500.00	\$0.00	\$500.00
Other	\$0.00	\$0.00	\$0.00
Total	\$53,400.00	\$31,666.21	\$21,733.79

Current Project Expense Summary

PAY-AS-YOU-GO FUNDED PROJECTS

ENTITY: Clark County Outlying

REF.LAU04A08

**SR 163 at Casino Drive
Interlocal Amount \$473,500.00**

**Original Funding Date 10/09/2008
Expiration Date 06/30/2018**

Category	ILC Funding Allocation	Amount Spent	Total Remaining
Right of Way	\$11,500.00	\$3,393.86	\$8,106.14
Pre-Design	\$0.00	\$0.00	\$0.00
Design	\$386,500.00	\$272,438.70	\$114,061.30
Construction	\$0.00	\$0.00	\$0.00
Const Engineering	\$0.00	\$0.00	\$0.00
Environmental	\$75,500.00	\$58,528.25	\$16,971.75
Other	\$0.00	\$0.00	\$0.00
Total	\$473,500.00	\$334,360.81	\$139,139.19

REF.MOA01B89

**Muddy River West Levee, Moapa Valley
Interlocal Amount \$13,501,000.00**

**Original Funding Date 05/11/1989
Expiration Date 06/30/2021**

Category	ILC Funding Allocation	Amount Spent	Total Remaining
Right of Way	\$10,811,200.00	\$10,810,530.39	\$669.61
Pre-Design	\$0.00	\$0.00	\$0.00
Design	\$2,448,000.00	\$1,826,342.42	\$621,657.58
Construction	\$0.00	\$0.00	\$0.00
Const Engineering	\$0.00	\$0.00	\$0.00
Environmental	\$132,500.00	\$130,581.84	\$1,918.16
Other	\$109,300.00	\$99,009.79	\$10,290.21
Total	\$13,501,000.00	\$12,866,464.44	\$634,535.56

REF.MOA01F10

**Muddy River Logandale Levee
Interlocal Amount \$1,753,000.00**

**Original Funding Date 03/11/2010
Expiration Date 06/30/2017**

Category	ILC Funding Allocation	Amount Spent	Total Remaining
Right of Way	\$830,500.00	\$475,182.92	\$355,317.08
Pre-Design	\$0.00	\$0.00	\$0.00
Design	\$761,000.00	\$695,251.90	\$65,748.10
Construction	\$0.00	\$0.00	\$0.00
Const Engineering	\$0.00	\$0.00	\$0.00
Environmental	\$103,500.00	\$64,883.35	\$38,616.65
Other	\$58,000.00	\$53,490.00	\$4,510.00
Total	\$1,753,000.00	\$1,288,808.17	\$464,191.83

Current Project Expense Summary

PAY-AS-YOU-GO FUNDED PROJECTS

ENTITY: Clark County Outlying

RF.MOA01H15

**Muddy River Logandale Levee
Interlocal Amount \$7,200,000.00**

**Original Funding Date 01/08/2015
Expiration Date 06/30/2020**

Category	ILC Funding Allocation	Amount Spent	Total Remaining
Right of Way	\$0.00	\$0.00	\$0.00
Pre-Design	\$0.00	\$0.00	\$0.00
Design	\$0.00	\$0.00	\$0.00
Construction	\$6,600,000.00	\$0.00	\$6,600,000.00
Const Engineering	\$600,000.00	\$0.00	\$600,000.00
Environmental	\$0.00	\$0.00	\$0.00
Other	\$0.00	\$0.00	\$0.00
Total	\$7,200,000.00	\$0.00	\$7,200,000.00

RF.MOA03A11

**Fairgrounds Detention Basin
Interlocal Amount \$964,000.00**

**Original Funding Date 02/10/2011
Expiration Date 06/30/2020**

Category	ILC Funding Allocation	Amount Spent	Total Remaining
Right of Way	\$25,500.00	\$22,331.30	\$3,168.70
Pre-Design	\$0.00	\$0.00	\$0.00
Design	\$749,000.00	\$351,371.54	\$397,628.46
Construction	\$0.00	\$0.00	\$0.00
Const Engineering	\$0.00	\$0.00	\$0.00
Environmental	\$172,500.00	\$145,845.36	\$26,654.64
Other	\$17,000.00	\$0.00	\$17,000.00
Total	\$964,000.00	\$519,548.20	\$444,451.80

RF.SEA03A09

**Searchlight - South, Encinitas St Storm Drain
Interlocal Amount \$138,000.00**

**Original Funding Date 08/13/2009
Expiration Date 06/30/2019**

Category	ILC Funding Allocation	Amount Spent	Total Remaining
Right of Way	\$500.00	\$0.00	\$500.00
Pre-Design	\$0.00	\$0.00	\$0.00
Design	\$137,000.00	\$30,882.44	\$106,117.56
Construction	\$0.00	\$0.00	\$0.00
Const Engineering	\$0.00	\$0.00	\$0.00
Environmental	\$500.00	\$0.00	\$500.00
Other	\$0.00	\$0.00	\$0.00
Total	\$138,000.00	\$30,882.44	\$107,117.56

Current Project Expense Summary

PAY-AS-YOU-GO FUNDED PROJECTS

ENTITY: COE/Clark County

RF.COEG294

Tropicana & Flamingo Washes

Interlocal Amount \$36,259,348.00

Original Funding Date 01/12/1995

Expiration Date 06/30/2021

Category	ILC Funding Allocation	Amount Spent	Total Remaining
Right of Way	\$26,846,216.04	\$25,898,877.25	\$947,338.79
Pre-Design	\$0.00	\$0.00	\$0.00
Design	\$0.00	\$0.00	\$0.00
Construction	\$0.00	\$0.00	\$0.00
Const Engineering	\$0.00	\$0.00	\$0.00
Environmental	\$0.00	\$0.00	\$0.00
Other	\$9,413,131.96	\$9,362,696.71	\$50,435.25
Total	\$36,259,348.00	\$35,261,573.96	\$997,774.04

ENTITY: Henderson

RF.HEN01H09

Pittman Wash, Duck Creek at I-515

Interlocal Amount \$402,705.00

Original Funding Date 07/09/2009

Expiration Date 12/31/2017

Category	ILC Funding Allocation	Amount Spent	Total Remaining
Right of Way	\$9,934.00	\$9,934.00	\$0.00
Pre-Design	\$0.00	\$0.00	\$0.00
Design	\$372,370.00	\$319,478.57	\$52,891.43
Construction	\$0.00	\$0.00	\$0.00
Const Engineering	\$0.00	\$0.00	\$0.00
Environmental	\$20,401.00	\$20,401.00	\$0.00
Other	\$0.00	\$0.00	\$0.00
Total	\$402,705.00	\$349,813.57	\$52,891.43

RF.HEN01I14

Pittman Wash, Duck Creek at I-515

Interlocal Amount \$2,489,875.00

Original Funding Date 12/11/2014

Expiration Date 06/30/2017

Category	ILC Funding Allocation	Amount Spent	Total Remaining
Right of Way	\$0.00	\$0.00	\$0.00
Pre-Design	\$0.00	\$0.00	\$0.00
Design	\$0.00	\$0.00	\$0.00
Construction	\$2,303,585.00	\$2,249,520.00	\$54,065.00
Const Engineering	\$186,290.00	\$22,352.27	\$163,937.73
Environmental	\$0.00	\$0.00	\$0.00
Other	\$0.00	\$0.00	\$0.00
Total	\$2,489,875.00	\$2,271,872.27	\$218,002.73

Current Project Expense Summary

PAY-AS-YOU-GO FUNDED PROJECTS

ENTITY: Henderson

RF.HEN04P09

Racetrack Channel, Drake to Burkholder
Interlocal Amount \$247,099.00

Original Funding Date 12/10/2009
Expiration Date 06/30/2017

Category	ILC Funding Allocation	Amount Spent	Total Remaining
Right of Way	\$0.00	\$0.00	\$0.00
Pre-Design	\$0.00	\$0.00	\$0.00
Design	\$242,099.00	\$72,214.93	\$169,884.07
Construction	\$0.00	\$0.00	\$0.00
Const Engineering	\$0.00	\$0.00	\$0.00
Environmental	\$5,000.00	\$4,200.00	\$800.00
Other	\$0.00	\$0.00	\$0.00
Total	\$247,099.00	\$76,414.93	\$170,684.07

RF.HEN04Q15

Racetrack Channel, Drake to Burkholder
Interlocal Amount \$1,037,650.00

Original Funding Date 07/09/2015
Expiration Date 06/30/2017

Category	ILC Funding Allocation	Amount Spent	Total Remaining
Right of Way	\$0.00	\$0.00	\$0.00
Pre-Design	\$0.00	\$0.00	\$0.00
Design	\$0.00	\$0.00	\$0.00
Construction	\$903,650.00	\$772,361.72	\$131,288.28
Const Engineering	\$134,000.00	\$55,005.13	\$78,994.87
Environmental	\$0.00	\$0.00	\$0.00
Other	\$0.00	\$0.00	\$0.00
Total	\$1,037,650.00	\$827,366.85	\$210,283.15

RF.HEN05E09

Pittman, Horizon Ridge Detention Basin
Interlocal Amount \$727,285.00

Original Funding Date 12/10/2009
Expiration Date 12/31/2018

Category	ILC Funding Allocation	Amount Spent	Total Remaining
Right of Way	\$99,004.00	\$43,635.00	\$55,369.00
Pre-Design	\$0.00	\$0.00	\$0.00
Design	\$529,802.00	\$444,093.81	\$85,708.19
Construction	\$0.00	\$0.00	\$0.00
Const Engineering	\$0.00	\$0.00	\$0.00
Environmental	\$88,479.00	\$86,255.35	\$2,223.65
Other	\$10,000.00	\$0.00	\$10,000.00
Total	\$727,285.00	\$573,984.16	\$153,300.84

Current Project Expense Summary

PAY-AS-YOU-GO FUNDED PROJECTS

ENTITY: Henderson

RF.HEN06F08

C-1 Equestrian Tributary

Interlocal Amount \$2,743,039.51

Original Funding Date 01/10/2008

Expiration Date 03/31/2017

Category	ILC Funding Allocation	Amount Spent	Total Remaining
Right of Way	\$0.00	\$0.00	\$0.00
Pre-Design	\$0.00	\$0.00	\$0.00
Design	\$0.00	\$0.00	\$0.00
Construction	\$2,440,534.51	\$2,409,396.61	\$31,137.90
Const Engineering	\$302,505.00	\$302,398.54	\$106.46
Environmental	\$0.00	\$0.00	\$0.00
Other	\$0.00	\$0.00	\$0.00
Total	\$2,743,039.51	\$2,711,795.15	\$31,244.36

RF.HEN06H09

Equestrian Detention Basin Expansion

Interlocal Amount \$346,797.00

Original Funding Date 08/13/2009

Expiration Date 12/31/2018

Category	ILC Funding Allocation	Amount Spent	Total Remaining
Right of Way	\$29,013.00	\$29,013.00	\$0.00
Pre-Design	\$0.00	\$0.00	\$0.00
Design	\$292,966.00	\$267,839.09	\$25,126.91
Construction	\$0.00	\$0.00	\$0.00
Const Engineering	\$0.00	\$0.00	\$0.00
Environmental	\$12,818.00	\$12,818.00	\$0.00
Other	\$12,000.00	\$0.00	\$12,000.00
Total	\$346,797.00	\$309,670.09	\$37,126.91

RF.HEN12I09

Pittman, West Horizon - Palm Hills

Interlocal Amount \$275,078.00

Original Funding Date 07/09/2009

Expiration Date 12/31/2018

Category	ILC Funding Allocation	Amount Spent	Total Remaining
Right of Way	\$22,708.00	\$18,985.82	\$3,722.18
Pre-Design	\$0.00	\$0.00	\$0.00
Design	\$209,643.00	\$159,246.23	\$50,396.77
Construction	\$0.00	\$0.00	\$0.00
Const Engineering	\$0.00	\$0.00	\$0.00
Environmental	\$42,727.00	\$34,992.84	\$7,734.16
Other	\$0.00	\$0.00	\$0.00
Total	\$275,078.00	\$213,224.89	\$61,853.11

Current Project Expense Summary

PAY-AS-YOU-GO FUNDED PROJECTS

ENTITY: Henderson

RF.HEN16A01

Pittman North Detention Basin & Outfall

Interlocal Amount \$2,181,514.00

Original Funding Date 07/12/2001

Expiration Date 12/31/2018

Category	ILC Funding Allocation	Amount Spent	Total Remaining
Right of Way	\$122,389.00	\$108,800.68	\$13,588.32
Pre-Design	\$0.00	\$0.00	\$0.00
Design	\$1,615,702.00	\$1,293,312.63	\$322,389.37
Construction	\$0.00	\$0.00	\$0.00
Const Engineering	\$0.00	\$0.00	\$0.00
Environmental	\$366,106.00	\$347,453.95	\$18,652.05
Other	\$77,317.00	\$25,956.27	\$51,360.73
Total	\$2,181,514.00	\$1,775,523.53	\$405,990.47

RF.HEN16D15

Pittman North Detention Basin and Outfall, Phase 1

Interlocal Amount \$4,342,105.00

Original Funding Date 01/08/2015

Expiration Date 06/30/2018

Category	ILC Funding Allocation	Amount Spent	Total Remaining
Right of Way	\$0.00	\$0.00	\$0.00
Pre-Design	\$0.00	\$0.00	\$0.00
Design	\$0.00	\$0.00	\$0.00
Construction	\$3,818,100.00	\$3,390,487.19	\$427,612.81
Const Engineering	\$524,005.00	\$53,990.33	\$470,014.67
Environmental	\$0.00	\$0.00	\$0.00
Other	\$0.00	\$0.00	\$0.00
Total	\$4,342,105.00	\$3,444,477.52	\$897,627.48

RF.HEN16E15

Pittman North DB & Outfall, Phase II - Starr Avenue

Interlocal Amount \$2,000,321.00

Original Funding Date 10/08/2015

Expiration Date 06/30/2018

Category	ILC Funding Allocation	Amount Spent	Total Remaining
Right of Way	\$0.00	\$0.00	\$0.00
Pre-Design	\$0.00	\$0.00	\$0.00
Design	\$0.00	\$0.00	\$0.00
Construction	\$1,852,096.00	\$0.00	\$1,852,096.00
Const Engineering	\$148,225.00	\$214.47	\$148,010.53
Environmental	\$0.00	\$0.00	\$0.00
Other	\$0.00	\$0.00	\$0.00
Total	\$2,000,321.00	\$214.47	\$2,000,106.53

Current Project Expense Summary

PAY-AS-YOU-GO FUNDED PROJECTS

ENTITY: Henderson

RF.HEN22A09

**Anthem Pkwy Channel, Horizon Ridge to Sienna Heights
Interlocal Amount \$179,474.00**

**Original Funding Date 07/09/2009
Expiration Date 12/31/2017**

Category	ILC Funding Allocation	Amount Spent	Total Remaining
Right of Way	\$0.00	\$0.00	\$0.00
Pre-Design	\$0.00	\$0.00	\$0.00
Design	\$169,474.00	\$88,056.93	\$81,417.07
Construction	\$0.00	\$0.00	\$0.00
Const Engineering	\$0.00	\$0.00	\$0.00
Environmental	\$10,000.00	\$5,000.00	\$5,000.00
Other	\$0.00	\$0.00	\$0.00
Total	\$179,474.00	\$93,056.93	\$86,417.07

RF.HEN23A09

**Center Street Storm Drain
Interlocal Amount \$534,755.00**

**Original Funding Date 08/13/2009
Expiration Date 12/31/2017**

Category	ILC Funding Allocation	Amount Spent	Total Remaining
Right of Way	\$13,870.00	\$13,870.00	\$0.00
Pre-Design	\$0.00	\$0.00	\$0.00
Design	\$499,355.00	\$470,605.62	\$28,749.38
Construction	\$0.00	\$0.00	\$0.00
Const Engineering	\$0.00	\$0.00	\$0.00
Environmental	\$21,530.00	\$21,530.00	\$0.00
Other	\$0.00	\$0.00	\$0.00
Total	\$534,755.00	\$506,005.62	\$28,749.38

RF.HEN24A11

**Duck Creek, Sunset to Sandhill
Interlocal Amount \$590,746.00**

**Original Funding Date 07/14/2011
Expiration Date 12/31/2017**

Category	ILC Funding Allocation	Amount Spent	Total Remaining
Right of Way	\$39,006.00	\$39,006.00	\$0.00
Pre-Design	\$0.00	\$0.00	\$0.00
Design	\$324,421.00	\$286,224.81	\$38,196.19
Construction	\$0.00	\$0.00	\$0.00
Const Engineering	\$0.00	\$0.00	\$0.00
Environmental	\$161,839.00	\$154,938.25	\$6,900.75
Other	\$65,480.00	\$55,681.28	\$9,798.72
Total	\$590,746.00	\$535,850.34	\$54,895.66

Current Project Expense Summary

PAY-AS-YOU-GO FUNDED PROJECTS

ENTITY: Henderson

RFHLD06A15

Appaloosa Storm Drain

Interlocal Amount \$572,605.00

Original Funding Date 07/09/2015

Expiration Date 12/31/2017

Category	ILC Funding Allocation	Amount Spent	Total Remaining
Right of Way	\$0.00	\$0.00	\$0.00
Pre-Design	\$0.00	\$0.00	\$0.00
Design	\$0.00	\$0.00	\$0.00
Construction	\$572,605.00	\$0.00	\$572,605.00
Const Engineering	\$0.00	\$0.00	\$0.00
Environmental	\$0.00	\$0.00	\$0.00
Other	\$0.00	\$0.00	\$0.00
Total	\$572,605.00	\$0.00	\$572,605.00

ENTITY: Las Vegas

REFLAS14C11

Freeway Channel-Washington, MLK to Rancho Drive

Interlocal Amount \$998,510.00

Original Funding Date 07/14/2011

Expiration Date 12/30/2017

Category	ILC Funding Allocation	Amount Spent	Total Remaining
Right of Way	\$5,000.00	\$965.23	\$4,034.77
Pre-Design	\$0.00	\$0.00	\$0.00
Design	\$988,510.00	\$944,768.51	\$43,741.49
Construction	\$0.00	\$0.00	\$0.00
Const Engineering	\$0.00	\$0.00	\$0.00
Environmental	\$5,000.00	\$0.00	\$5,000.00
Other	\$0.00	\$0.00	\$0.00
Total	\$998,510.00	\$945,733.74	\$52,776.26

REFLAS16J09

Rancho System - Beltway to Elkhorn

Interlocal Amount \$962,076.00

Original Funding Date 12/10/2009

Expiration Date 06/30/2017

Category	ILC Funding Allocation	Amount Spent	Total Remaining
Right of Way	\$1,000.00	\$200.00	\$800.00
Pre-Design	\$0.00	\$0.00	\$0.00
Design	\$960,076.00	\$927,045.27	\$33,030.73
Construction	\$0.00	\$0.00	\$0.00
Const Engineering	\$0.00	\$0.00	\$0.00
Environmental	\$1,000.00	\$0.00	\$1,000.00
Other	\$0.00	\$0.00	\$0.00
Total	\$962,076.00	\$927,245.27	\$34,830.73

Current Project Expense Summary

PAY-AS-YOU-GO FUNDED PROJECTS

ENTITY: Las Vegas

RF.LAS16L11

Rancho Road System - Elkhorn, Ft Apache to Grand Canyon
Interlocal Amount \$400,000.00

Original Funding Date 07/14/2011
Expiration Date 12/30/2017

Category	ILC Funding Allocation	Amount Spent	Total Remaining
Right of Way	\$5,000.00	\$0.00	\$5,000.00
Pre-Design	\$0.00	\$0.00	\$0.00
Design	\$390,000.00	\$380,669.38	\$9,330.62
Construction	\$0.00	\$0.00	\$0.00
Const Engineering	\$0.00	\$0.00	\$0.00
Environmental	\$5,000.00	\$0.00	\$5,000.00
Other	\$0.00	\$0.00	\$0.00
Total	\$400,000.00	\$380,669.38	\$19,330.62

RF.LAS16N13

Rancho System - Beltway to Elkhorn Road
Interlocal Amount \$9,535,541.00

Original Funding Date 07/11/2013
Expiration Date 06/30/2017

Category	ILC Funding Allocation	Amount Spent	Total Remaining
Right of Way	\$0.00	\$0.00	\$0.00
Pre-Design	\$0.00	\$0.00	\$0.00
Design	\$0.00	\$0.00	\$0.00
Construction	\$8,542,522.00	\$7,710,057.07	\$832,464.93
Const Engineering	\$993,019.00	\$965,406.14	\$27,612.86
Environmental	\$0.00	\$0.00	\$0.00
Other	\$0.00	\$0.00	\$0.00
Total	\$9,535,541.00	\$8,675,463.21	\$860,077.79

RF.LAS16O13

Rancho Rd System-Elkhorn, Fort Apache to Grand Canyon
Interlocal Amount \$2,358,400.00

Original Funding Date 12/12/2013
Expiration Date 01/01/2018

Category	ILC Funding Allocation	Amount Spent	Total Remaining
Right of Way	\$0.00	\$0.00	\$0.00
Pre-Design	\$0.00	\$0.00	\$0.00
Design	\$0.00	\$0.00	\$0.00
Construction	\$2,204,100.00	\$2,019,620.77	\$184,479.23
Const Engineering	\$154,300.00	\$142,435.33	\$11,864.67
Environmental	\$0.00	\$0.00	\$0.00
Other	\$0.00	\$0.00	\$0.00
Total	\$2,358,400.00	\$2,162,056.10	\$196,343.90

Current Project Expense Summary

PAY-AS-YOU-GO FUNDED PROJECTS

ENTITY: Las Vegas

RFLAS16P15

Rancho Road System - Elkhorn, Grand Canyon to Hualapai
Interlocal Amount \$554,000.00

Original Funding Date 07/09/2015
Expiration Date 06/30/2019

Category	ILC Funding Allocation	Amount Spent	Total Remaining
Right of Way	\$2,000.00	\$0.00	\$2,000.00
Pre-Design	\$0.00	\$0.00	\$0.00
Design	\$550,000.00	\$9,437.26	\$540,562.74
Construction	\$0.00	\$0.00	\$0.00
Const Engineering	\$0.00	\$0.00	\$0.00
Environmental	\$2,000.00	\$0.00	\$2,000.00
Other	\$0.00	\$0.00	\$0.00
Total	\$554,000.00	\$9,437.26	\$544,562.74

RFLAS22R12

LVW-Grand Teton, Mountain Spa to Durango Drive
Interlocal Amount \$13,308,300.00

Original Funding Date 08/09/2012
Expiration Date 12/31/2016

Category	ILC Funding Allocation	Amount Spent	Total Remaining
Right of Way	\$0.00	\$0.00	\$0.00
Pre-Design	\$0.00	\$0.00	\$0.00
Design	\$0.00	\$0.00	\$0.00
Construction	\$12,270,300.00	\$11,212,368.51	\$1,057,931.49
Const Engineering	\$1,038,000.00	\$1,038,000.00	\$0.00
Environmental	\$0.00	\$0.00	\$0.00
Other	\$0.00	\$0.00	\$0.00
Total	\$13,308,300.00	\$12,250,368.51	\$1,057,931.49

RFLAS22S13

Brent Drainage System-Floyd Lamb Park to Durango Drive
Interlocal Amount \$533,365.00

Original Funding Date 07/11/2013
Expiration Date 06/30/2019

Category	ILC Funding Allocation	Amount Spent	Total Remaining
Right of Way	\$1,000.00	\$0.00	\$1,000.00
Pre-Design	\$0.00	\$0.00	\$0.00
Design	\$530,365.00	\$357,398.93	\$172,966.07
Construction	\$0.00	\$0.00	\$0.00
Const Engineering	\$0.00	\$0.00	\$0.00
Environmental	\$2,000.00	\$0.00	\$2,000.00
Other	\$0.00	\$0.00	\$0.00
Total	\$533,365.00	\$357,398.93	\$175,966.07

Current Project Expense Summary

PAY-AS-YOU-GO FUNDED PROJECTS

ENTITY: Las Vegas

RFLAS22T15

Brent Drainage System - Floyd Lamb Park to Durango Drive
Interlocal Amount \$4,900,700.00

Original Funding Date 08/13/2015
Expiration Date 12/31/2019

Category	ILC Funding Allocation	Amount Spent	Total Remaining
Right of Way	\$0.00	\$0.00	\$0.00
Pre-Design	\$0.00	\$0.00	\$0.00
Design	\$0.00	\$0.00	\$0.00
Construction	\$4,600,000.00	\$0.00	\$4,600,000.00
Const Engineering	\$300,700.00	\$0.00	\$300,700.00
Environmental	\$0.00	\$0.00	\$0.00
Other	\$0.00	\$0.00	\$0.00
Total	\$4,900,700.00	\$0.00	\$4,900,700.00

RFLAS23E13

Centennial Pkwy Channel West-CC 215, Pioneer Way to US95
Interlocal Amount \$1,070,687.00

Original Funding Date 07/11/2013
Expiration Date 06/30/2019

Category	ILC Funding Allocation	Amount Spent	Total Remaining
Right of Way	\$2,000.00	\$604.38	\$1,395.62
Pre-Design	\$0.00	\$0.00	\$0.00
Design	\$1,063,687.00	\$793,499.69	\$270,187.31
Construction	\$0.00	\$0.00	\$0.00
Const Engineering	\$0.00	\$0.00	\$0.00
Environmental	\$5,000.00	\$0.00	\$5,000.00
Other	\$0.00	\$0.00	\$0.00
Total	\$1,070,687.00	\$794,104.07	\$276,582.93

RFLAS23F14

Centennial Parkway Channel West-CC215, Pioneer Way to US95
Interlocal Amount \$13,900,000.00

Original Funding Date 11/13/2014
Expiration Date 06/30/2018

Category	ILC Funding Allocation	Amount Spent	Total Remaining
Right of Way	\$0.00	\$0.00	\$0.00
Pre-Design	\$0.00	\$0.00	\$0.00
Design	\$0.00	\$0.00	\$0.00
Construction	\$12,800,000.00	\$10,120,636.63	\$2,679,363.37
Const Engineering	\$1,100,000.00	\$50,833.66	\$1,049,166.34
Environmental	\$0.00	\$0.00	\$0.00
Other	\$0.00	\$0.00	\$0.00
Total	\$13,900,000.00	\$10,171,470.29	\$3,728,529.71

Current Project Expense Summary

PAY-AS-YOU-GO FUNDED PROJECTS

ENTITY: Las Vegas

RFLAS23G15

Centennial Parkway Channel West-US95, CC215 to Durango
Interlocal Amount \$1,261,471.00

Original Funding Date 07/09/2015
Expiration Date 06/30/2019

Category	ILC Funding Allocation	Amount Spent	Total Remaining
Right of Way	\$4,000.00	\$0.00	\$4,000.00
Pre-Design	\$0.00	\$0.00	\$0.00
Design	\$1,253,471.00	\$336,871.36	\$916,599.64
Construction	\$0.00	\$0.00	\$0.00
Const Engineering	\$0.00	\$0.00	\$0.00
Environmental	\$4,000.00	\$0.00	\$4,000.00
Other	\$0.00	\$0.00	\$0.00
Total	\$1,261,471.00	\$336,871.36	\$924,599.64

RFLAS23H15

Centennial Parkway Channel West-US95, Durango to Grand Teton
Interlocal Amount \$985,231.00

Original Funding Date 07/09/2015
Expiration Date 06/30/2019

Category	ILC Funding Allocation	Amount Spent	Total Remaining
Right of Way	\$2,000.00	\$0.00	\$2,000.00
Pre-Design	\$0.00	\$0.00	\$0.00
Design	\$981,231.00	\$66,579.63	\$914,651.37
Construction	\$0.00	\$0.00	\$0.00
Const Engineering	\$0.00	\$0.00	\$0.00
Environmental	\$2,000.00	\$0.00	\$2,000.00
Other	\$0.00	\$0.00	\$0.00
Total	\$985,231.00	\$66,579.63	\$918,651.37

RFLAS24E07

Gowan Outfall - Lone Mountain Branch (Rancho Drive to Decatur Boulevard)
Interlocal Amount \$1,614,000.00

Original Funding Date 07/12/2007
Expiration Date 06/30/2017

Category	ILC Funding Allocation	Amount Spent	Total Remaining
Right of Way	\$17,000.00	\$16,933.80	\$66.20
Pre-Design	\$0.00	\$0.00	\$0.00
Design	\$1,547,000.00	\$1,546,701.01	\$298.99
Construction	\$0.00	\$0.00	\$0.00
Const Engineering	\$0.00	\$0.00	\$0.00
Environmental	\$0.00	\$0.00	\$0.00
Other	\$50,000.00	\$19,191.32	\$30,808.68
Total	\$1,614,000.00	\$1,582,826.13	\$31,173.87

Current Project Expense Summary

PAY-AS-YOU-GO FUNDED PROJECTS

ENTITY: Las Vegas

RFLAS24H13

Gowan North-Buffalo Branch, Lone Mtn to Washburn Rd
Interlocal Amount \$992,000.00

Original Funding Date 07/11/2013
Expiration Date 06/30/2019

Category	ILC Funding Allocation	Amount Spent	Total Remaining
Right of Way	\$30,000.00	\$6,200.00	\$23,800.00
Pre-Design	\$0.00	\$0.00	\$0.00
Design	\$960,000.00	\$497,122.49	\$462,877.51
Construction	\$0.00	\$0.00	\$0.00
Const Engineering	\$0.00	\$0.00	\$0.00
Environmental	\$2,000.00	\$0.00	\$2,000.00
Other	\$0.00	\$0.00	\$0.00
Total	\$992,000.00	\$503,322.49	\$488,677.51

RFLAS24I15

Gowan Box Canyon - Lone Mountain Road
Interlocal Amount \$704,000.00

Original Funding Date 07/09/2015
Expiration Date 06/30/2019

Category	ILC Funding Allocation	Amount Spent	Total Remaining
Right of Way	\$2,000.00	\$0.00	\$2,000.00
Pre-Design	\$0.00	\$0.00	\$0.00
Design	\$700,000.00	\$90,627.60	\$609,372.40
Construction	\$0.00	\$0.00	\$0.00
Const Engineering	\$0.00	\$0.00	\$0.00
Environmental	\$2,000.00	\$0.00	\$2,000.00
Other	\$0.00	\$0.00	\$0.00
Total	\$704,000.00	\$90,627.60	\$613,372.40

RFLAS24J15

Gowan North - El Capitan Branch, Lone Mountain to Ann Road
Interlocal Amount \$785,478.00

Original Funding Date 07/09/2015
Expiration Date 06/30/2019

Category	ILC Funding Allocation	Amount Spent	Total Remaining
Right of Way	\$2,000.00	\$0.00	\$2,000.00
Pre-Design	\$0.00	\$0.00	\$0.00
Design	\$781,478.00	\$191,913.59	\$589,564.41
Construction	\$0.00	\$0.00	\$0.00
Const Engineering	\$0.00	\$0.00	\$0.00
Environmental	\$2,000.00	\$0.00	\$2,000.00
Other	\$0.00	\$0.00	\$0.00
Total	\$785,478.00	\$191,913.59	\$593,564.41

Current Project Expense Summary

PAY-AS-YOU-GO FUNDED PROJECTS

ENTITY: Las Vegas

RFLAS25B13

Cedar Avenue Channel Improvements

Interlocal Amount \$831,489.00

Original Funding Date 07/11/2013

Expiration Date 06/30/2019

Category	ILC Funding Allocation	Amount Spent	Total Remaining
Right of Way	\$2,000.00	\$0.00	\$2,000.00
Pre-Design	\$0.00	\$0.00	\$0.00
Design	\$827,489.00	\$599,096.25	\$228,392.75
Construction	\$0.00	\$0.00	\$0.00
Const Engineering	\$0.00	\$0.00	\$0.00
Environmental	\$2,000.00	\$0.00	\$2,000.00
Other	\$0.00	\$0.00	\$0.00
Total	\$831,489.00	\$599,096.25	\$232,392.75

RFLAS28C12

Las Vegas Wash - Sloan Channel to Cedar Avenue

Interlocal Amount \$110,000.00

Original Funding Date 06/14/2012

Expiration Date 06/30/2017

Category	ILC Funding Allocation	Amount Spent	Total Remaining
Right of Way	\$0.00	\$0.00	\$0.00
Pre-Design	\$0.00	\$0.00	\$0.00
Design	\$110,000.00	\$61,882.36	\$48,117.64
Construction	\$0.00	\$0.00	\$0.00
Const Engineering	\$0.00	\$0.00	\$0.00
Environmental	\$0.00	\$0.00	\$0.00
Other	\$0.00	\$0.00	\$0.00
Total	\$110,000.00	\$61,882.36	\$48,117.64

RFLAS29B15

Flamingo-Boulder HWY N-Boulder HWY Sahara to Charleston

Interlocal Amount \$1,226,003.00

Original Funding Date 12/10/2015

Expiration Date 12/31/2019

Category	ILC Funding Allocation	Amount Spent	Total Remaining
Right of Way	\$4,000.00	\$0.00	\$4,000.00
Pre-Design	\$0.00	\$0.00	\$0.00
Design	\$1,218,003.00	\$460,157.63	\$757,845.37
Construction	\$0.00	\$0.00	\$0.00
Const Engineering	\$0.00	\$0.00	\$0.00
Environmental	\$4,000.00	\$0.00	\$4,000.00
Other	\$0.00	\$0.00	\$0.00
Total	\$1,226,003.00	\$460,157.63	\$765,845.37

Current Project Expense Summary

PAY-AS-YOU-GO FUNDED PROJECTS

ENTITY: Las Vegas

RFLAS29C16

Flamingo-Bldr Hwy, N Charleston-Maryland Pkwy System
Interlocal Amount \$1,215,549.00

Original Funding Date 09/08/2016
Expiration Date 06/30/2019

Category	ILC Funding Allocation	Amount Spent	Total Remaining
Right of Way	\$5,000.00	\$0.00	\$5,000.00
Pre-Design	\$0.00	\$0.00	\$0.00
Design	\$1,205,549.00	\$1,093.36	\$1,204,455.64
Construction	\$0.00	\$0.00	\$0.00
Const Engineering	\$0.00	\$0.00	\$0.00
Environmental	\$5,000.00	\$0.00	\$5,000.00
Other	\$0.00	\$0.00	\$0.00
Total	\$1,215,549.00	\$1,093.36	\$1,214,455.64

RFLAS30A13

Gowan-Alexander Rd., Rancho Drive to Decatur Boulevard
Interlocal Amount \$711,938.00

Original Funding Date 07/11/2013
Expiration Date 06/30/2019

Category	ILC Funding Allocation	Amount Spent	Total Remaining
Right of Way	\$3,000.00	\$0.00	\$3,000.00
Pre-Design	\$0.00	\$0.00	\$0.00
Design	\$706,938.00	\$260,779.40	\$446,158.60
Construction	\$0.00	\$0.00	\$0.00
Const Engineering	\$0.00	\$0.00	\$0.00
Environmental	\$2,000.00	\$0.00	\$2,000.00
Other	\$0.00	\$0.00	\$0.00
Total	\$711,938.00	\$260,779.40	\$451,158.60

RFLLD08A11

Lexington Street Storm Drain
Interlocal Amount \$1,000,000.00

Original Funding Date 07/14/2011
Expiration Date 06/30/2017

Category	ILC Funding Allocation	Amount Spent	Total Remaining
Right of Way	\$0.00	\$0.00	\$0.00
Pre-Design	\$0.00	\$0.00	\$0.00
Design	\$0.00	\$0.00	\$0.00
Construction	\$1,000,000.00	\$926,610.34	\$73,389.66
Const Engineering	\$0.00	\$0.00	\$0.00
Environmental	\$0.00	\$0.00	\$0.00
Other	\$0.00	\$0.00	\$0.00
Total	\$1,000,000.00	\$926,610.34	\$73,389.66

Current Project Expense Summary

PAY-AS-YOU-GO FUNDED PROJECTS

ENTITY: Las Vegas

RFLLD10B13

**Buckskin Avenue Storm Drain
Interlocal Amount \$1,200,000.00**

**Original Funding Date 07/11/2013
Expiration Date 12/30/2017**

Category	ILC Funding Allocation	Amount Spent	Total Remaining
Right of Way	\$0.00	\$0.00	\$0.00
Pre-Design	\$0.00	\$0.00	\$0.00
Design	\$0.00	\$0.00	\$0.00
Construction	\$1,200,000.00	\$0.00	\$1,200,000.00
Const Engineering	\$0.00	\$0.00	\$0.00
Environmental	\$0.00	\$0.00	\$0.00
Other	\$0.00	\$0.00	\$0.00
Total	\$1,200,000.00	\$0.00	\$1,200,000.00

ENTITY: Mesquite

RF.MES04A15

**Virgin River Flood Wall
Interlocal Amount \$517,000.00**

**Original Funding Date 11/12/2015
Expiration Date 07/30/2018**

Category	ILC Funding Allocation	Amount Spent	Total Remaining
Right of Way	\$2,000.00	\$0.00	\$2,000.00
Pre-Design	\$208,278.00	\$77,492.94	\$130,785.06
Design	\$291,722.00	\$0.00	\$291,722.00
Construction	\$0.00	\$0.00	\$0.00
Const Engineering	\$0.00	\$0.00	\$0.00
Environmental	\$15,000.00	\$0.00	\$15,000.00
Other	\$0.00	\$0.00	\$0.00
Total	\$517,000.00	\$77,492.94	\$439,507.06

Current Project Expense Summary

PAY-AS-YOU-GO FUNDED PROJECTS

ENTITY: North Las Vegas

RF.NLD14A15

Oak Island Drive Storm Drain

Interlocal Amount \$497,750.00

Original Funding Date 07/09/2015

Expiration Date 12/31/2020

Category	ILC Funding Allocation	Amount Spent	Total Remaining
Right of Way	\$0.00	\$0.00	\$0.00
Pre-Design	\$0.00	\$0.00	\$0.00
Design	\$0.00	\$0.00	\$0.00
Construction	\$497,750.00	\$0.00	\$497,750.00
Const Engineering	\$0.00	\$0.00	\$0.00
Environmental	\$0.00	\$0.00	\$0.00
Other	\$0.00	\$0.00	\$0.00
Total	\$497,750.00	\$0.00	\$497,750.00

RF.NLV01G11

Ann Road Channel East, ULVW to Fifth Street

Interlocal Amount \$1,063,556.00

Original Funding Date 08/11/2011

Expiration Date 06/30/2018

Category	ILC Funding Allocation	Amount Spent	Total Remaining
Right of Way	\$378,556.00	\$316,746.84	\$61,809.16
Pre-Design	\$0.00	\$0.00	\$0.00
Design	\$650,000.00	\$638,923.15	\$11,076.85
Construction	\$0.00	\$0.00	\$0.00
Const Engineering	\$0.00	\$0.00	\$0.00
Environmental	\$10,000.00	\$0.00	\$10,000.00
Other	\$25,000.00	\$0.00	\$25,000.00
Total	\$1,063,556.00	\$955,669.99	\$107,886.01

RF.NLV01H13

Las Vegas Wash - "N" Channel, Cheyenne to Gowan

Interlocal Amount \$317,990.00

Original Funding Date 10/10/2013

Expiration Date 06/30/2018

Category	ILC Funding Allocation	Amount Spent	Total Remaining
Right of Way	\$38,500.00	\$34,533.51	\$3,966.49
Pre-Design	\$0.00	\$0.00	\$0.00
Design	\$244,880.00	\$219,446.18	\$25,433.82
Construction	\$0.00	\$0.00	\$0.00
Const Engineering	\$0.00	\$0.00	\$0.00
Environmental	\$23,030.00	\$22,583.97	\$446.03
Other	\$11,580.00	\$11,580.00	\$0.00
Total	\$317,990.00	\$288,143.66	\$29,846.34

Current Project Expense Summary

PAY-AS-YOU-GO FUNDED PROJECTS

ENTITY: North Las Vegas

RF.NLV01J15

Las Vegas Wash - "N" Channel, Cheyenne to Gowan
Interlocal Amount \$3,158,000.00

Original Funding Date 08/13/2015
Expiration Date 06/30/2018

Category	ILC Funding Allocation	Amount Spent	Total Remaining
Right of Way	\$0.00	\$0.00	\$0.00
Pre-Design	\$0.00	\$0.00	\$0.00
Design	\$0.00	\$0.00	\$0.00
Construction	\$2,833,000.00	\$2,582,006.50	\$250,993.50
Const Engineering	\$325,000.00	\$226,234.28	\$98,765.72
Environmental	\$0.00	\$0.00	\$0.00
Other	\$0.00	\$0.00	\$0.00
Total	\$3,158,000.00	\$2,808,240.78	\$349,759.22

RF.NLV03E13

Hollywood System, Dunes South DB to Centennial Parkway
Interlocal Amount \$2,706,972.00

Original Funding Date 10/10/2013
Expiration Date 12/31/2018

Category	ILC Funding Allocation	Amount Spent	Total Remaining
Right of Way	\$1,116,972.00	\$29,378.21	\$1,087,593.79
Pre-Design	\$0.00	\$0.00	\$0.00
Design	\$1,580,000.00	\$809,761.44	\$770,238.56
Construction	\$0.00	\$0.00	\$0.00
Const Engineering	\$0.00	\$0.00	\$0.00
Environmental	\$10,000.00	\$0.00	\$10,000.00
Other	\$0.00	\$0.00	\$0.00
Total	\$2,706,972.00	\$839,139.65	\$1,867,832.35

RF.NLV04F07

Simmons Street Drainage Improvements - Carey to Craig
Interlocal Amount \$2,323,263.00

Original Funding Date 04/12/2007
Expiration Date 12/31/2017

Category	ILC Funding Allocation	Amount Spent	Total Remaining
Right of Way	\$1,240,000.00	\$1,040,853.16	\$199,146.84
Pre-Design	\$0.00	\$0.00	\$0.00
Design	\$1,033,263.00	\$1,030,818.29	\$2,444.71
Construction	\$0.00	\$0.00	\$0.00
Const Engineering	\$0.00	\$0.00	\$0.00
Environmental	\$0.00	\$0.00	\$0.00
Other	\$50,000.00	\$31,890.00	\$18,110.00
Total	\$2,323,263.00	\$2,103,561.45	\$219,701.55

Current Project Expense Summary

PAY-AS-YOU-GO FUNDED PROJECTS

ENTITY: North Las Vegas

RF.NLV04K17

Gowan Outfall, Alexander Rd - Decatur to Simmons Street
Interlocal Amount \$1,931,156.00

Original Funding Date 02/09/2017
Expiration Date 06/30/2018

Category	ILC Funding Allocation	Amount Spent	Total Remaining
Right of Way	\$0.00	\$0.00	\$0.00
Pre-Design	\$0.00	\$0.00	\$0.00
Design	\$1,921,156.00	\$0.00	\$1,921,156.00
Construction	\$0.00	\$0.00	\$0.00
Const Engineering	\$0.00	\$0.00	\$0.00
Environmental	\$10,000.00	\$0.00	\$10,000.00
Other	\$0.00	\$0.00	\$0.00
Total	\$1,931,156.00	\$0.00	\$1,931,156.00

RF.NLV09E11

Vandenberg North Detention Basin & Outfall
Interlocal Amount \$1,268,000.00

Original Funding Date 04/14/2011
Expiration Date 06/30/2018

Category	ILC Funding Allocation	Amount Spent	Total Remaining
Right of Way	\$30,000.00	\$24,924.73	\$5,075.27
Pre-Design	\$133,000.00	\$123,326.23	\$9,673.77
Design	\$1,100,000.00	\$225,782.76	\$874,217.24
Construction	\$0.00	\$0.00	\$0.00
Const Engineering	\$0.00	\$0.00	\$0.00
Environmental	\$5,000.00	\$0.00	\$5,000.00
Other	\$0.00	\$0.00	\$0.00
Total	\$1,268,000.00	\$374,033.72	\$893,966.28

RF.NLV09G13

Centennial Collector
Interlocal Amount \$556,143.00

Original Funding Date 10/10/2013
Expiration Date 06/30/2017

Category	ILC Funding Allocation	Amount Spent	Total Remaining
Right of Way	\$100,000.00	\$4,621.07	\$95,378.93
Pre-Design	\$0.00	\$0.00	\$0.00
Design	\$446,143.00	\$45,465.67	\$400,677.33
Construction	\$0.00	\$0.00	\$0.00
Const Engineering	\$0.00	\$0.00	\$0.00
Environmental	\$10,000.00	\$0.00	\$10,000.00
Other	\$0.00	\$0.00	\$0.00
Total	\$556,143.00	\$50,086.74	\$506,056.26

Current Project Expense Summary

PAY-AS-YOU-GO FUNDED PROJECTS

ENTITY: North Las Vegas

RF.NLV09I13

Beltway Detention Basin and Channel

Interlocal Amount \$1,034,000.00

Original Funding Date 10/10/2013

Expiration Date 06/30/2019

Category	ILC Funding Allocation	Amount Spent	Total Remaining
Right of Way	\$100,000.00	\$22,640.02	\$77,359.98
Pre-Design	\$0.00	\$0.00	\$0.00
Design	\$924,000.00	\$338,092.59	\$585,907.41
Construction	\$0.00	\$0.00	\$0.00
Const Engineering	\$0.00	\$0.00	\$0.00
Environmental	\$10,000.00	\$1,185.69	\$8,814.31
Other	\$0.00	\$0.00	\$0.00
Total	\$1,034,000.00	\$361,918.30	\$672,081.70

RF.NLV17C16

Fifth Street Collector, Centennial Pkwy to Deer Springs Way

Interlocal Amount \$726,079.00

Original Funding Date 11/10/2016

Expiration Date 06/30/2018

Category	ILC Funding Allocation	Amount Spent	Total Remaining
Right of Way	\$409,088.00	\$0.00	\$409,088.00
Pre-Design	\$0.00	\$0.00	\$0.00
Design	\$306,991.00	\$2,518.99	\$304,472.01
Construction	\$0.00	\$0.00	\$0.00
Const Engineering	\$0.00	\$0.00	\$0.00
Environmental	\$10,000.00	\$0.00	\$10,000.00
Other	\$0.00	\$0.00	\$0.00
Total	\$726,079.00	\$2,518.99	\$723,560.01

RF.NLV18A07

Colton Channel

Interlocal Amount \$1,214,634.00

Original Funding Date 09/13/2007

Expiration Date 12/31/2017

Category	ILC Funding Allocation	Amount Spent	Total Remaining
Right of Way	\$20,000.00	\$448.14	\$19,551.86
Pre-Design	\$0.00	\$0.00	\$0.00
Design	\$1,154,634.00	\$1,143,393.38	\$11,240.62
Construction	\$0.00	\$0.00	\$0.00
Const Engineering	\$0.00	\$0.00	\$0.00
Environmental	\$25,000.00	\$22,956.25	\$2,043.75
Other	\$15,000.00	\$8,250.00	\$6,750.00
Total	\$1,214,634.00	\$1,175,047.77	\$39,586.23

Current Project Expense Summary

PAY-AS-YOU-GO FUNDED PROJECTS

ENTITY: North Las Vegas

RF.NLV18B07

Brooks Channel

Interlocal Amount \$677,749.00

Original Funding Date 09/13/2007

Expiration Date 06/30/2017

Category	ILC Funding Allocation	Amount Spent	Total Remaining
Right of Way	\$85,000.00	\$9,616.85	\$75,383.15
Pre-Design	\$0.00	\$0.00	\$0.00
Design	\$545,839.00	\$544,782.69	\$1,056.31
Construction	\$0.00	\$0.00	\$0.00
Const Engineering	\$0.00	\$0.00	\$0.00
Environmental	\$36,910.00	\$24,752.87	\$12,157.13
Other	\$10,000.00	\$0.00	\$10,000.00
Total	\$677,749.00	\$579,152.41	\$98,596.59

RF.NLV18F13

Central Freeway Channel At Cheyenne

Interlocal Amount \$772,549.00

Original Funding Date 12/12/2013

Expiration Date 06/30/2018

Category	ILC Funding Allocation	Amount Spent	Total Remaining
Right of Way	\$5,000.00	\$270.36	\$4,729.64
Pre-Design	\$0.00	\$0.00	\$0.00
Design	\$767,549.00	\$586,881.66	\$180,667.34
Construction	\$0.00	\$0.00	\$0.00
Const Engineering	\$0.00	\$0.00	\$0.00
Environmental	\$0.00	\$0.00	\$0.00
Other	\$0.00	\$0.00	\$0.00
Total	\$772,549.00	\$587,152.02	\$185,396.98

RF.NLV18H14

Brooks Channel

Interlocal Amount \$5,751,000.00

Original Funding Date 09/11/2014

Expiration Date 06/30/2017

Category	ILC Funding Allocation	Amount Spent	Total Remaining
Right of Way	\$0.00	\$0.00	\$0.00
Pre-Design	\$0.00	\$0.00	\$0.00
Design	\$0.00	\$0.00	\$0.00
Construction	\$5,165,000.00	\$4,465,399.37	\$699,600.63
Const Engineering	\$586,000.00	\$222,149.31	\$363,850.69
Environmental	\$0.00	\$0.00	\$0.00
Other	\$0.00	\$0.00	\$0.00
Total	\$5,751,000.00	\$4,687,548.68	\$1,063,451.32

Current Project Expense Summary

PAY-AS-YOU-GO FUNDED PROJECTS

ENTITY: North Las Vegas

RF.NLV18I16

Central Freeway Channel at Cheyenne

Interlocal Amount \$11,300,000.00

Original Funding Date 12/08/2016

Expiration Date 12/31/2018

Category	ILC Funding Allocation	Amount Spent	Total Remaining
Right of Way	\$0.00	\$0.00	\$0.00
Pre-Design	\$0.00	\$0.00	\$0.00
Design	\$0.00	\$0.00	\$0.00
Construction	\$10,690,000.00	\$0.00	\$10,690,000.00
Const Engineering	\$610,000.00	\$0.00	\$610,000.00
Environmental	\$0.00	\$0.00	\$0.00
Other	\$0.00	\$0.00	\$0.00
Total	\$11,300,000.00	\$0.00	\$11,300,000.00

Pay-As-You-Go Totals

Category	ILC Funding Allocation	Amount Spent	Total Remaining
Right of Way	\$44,074,456.04	\$40,088,899.91	\$3,985,556.13
Pre-Design	\$341,278.00	\$200,819.17	\$140,458.83
Design	\$47,542,206.00	\$28,977,323.07	\$18,564,882.93
Construction	\$85,813,793.51	\$47,858,464.71	\$37,955,328.80
Const Engineering	\$7,491,544.00	\$3,079,019.46	\$4,412,524.54
Environmental	\$2,513,740.00	\$1,856,851.08	\$656,888.92
Other	\$10,663,608.96	\$10,208,622.95	\$454,986.01
Total	\$198,440,626.51	\$132,270,000.35	\$66,170,626.16
Construction Projects = 20 Design / Other Projects = 58			

Current Project Expense Summary

BOND FUNDED PROJECTS

ENTITY: Clark County

RFCLA04W16

Flamingo Wash, Eastern Avenue

Interlocal Amount \$1,420,000.00

Original Funding Date 05/19/2016

Expiration Date 06/30/2021

Category	ILC Funding Allocation	Amount Spent	Total Remaining
Right of Way	\$0.00	\$0.00	\$0.00
Pre-Design	\$0.00	\$0.00	\$0.00
Design	\$0.00	\$0.00	\$0.00
Construction	\$1,300,000.00	\$0.00	\$1,300,000.00
Const Engineering	\$120,000.00	\$0.00	\$120,000.00
Environmental	\$0.00	\$0.00	\$0.00
Other	\$0.00	\$0.00	\$0.00
Total	\$1,420,000.00	\$0.00	\$1,420,000.00

RFCLA08T14

Duck Creek, Las Vegas Boulevard

Interlocal Amount \$7,400,000.00

Original Funding Date 09/11/2014

Expiration Date 06/30/2019

Category	ILC Funding Allocation	Amount Spent	Total Remaining
Right of Way	\$0.00	\$0.00	\$0.00
Pre-Design	\$0.00	\$0.00	\$0.00
Design	\$0.00	\$0.00	\$0.00
Construction	\$6,800,000.00	\$0.00	\$6,800,000.00
Const Engineering	\$600,000.00	\$0.00	\$600,000.00
Environmental	\$0.00	\$0.00	\$0.00
Other	\$0.00	\$0.00	\$0.00
Total	\$7,400,000.00	\$0.00	\$7,400,000.00

RFCLA15E13

LVW-Sloan to Stewart-Flam Wash below Nellis

Interlocal Amount \$82,884,000.00

Original Funding Date 10/10/2013

Expiration Date 06/30/2018

Category	ILC Funding Allocation	Amount Spent	Total Remaining
Right of Way	\$0.00	\$0.00	\$0.00
Pre-Design	\$0.00	\$0.00	\$0.00
Design	\$0.00	\$0.00	\$0.00
Construction	\$74,952,000.00	\$66,303,989.04	\$8,648,010.96
Const Engineering	\$7,932,000.00	\$5,192,678.69	\$2,739,321.31
Environmental	\$0.00	\$0.00	\$0.00
Other	\$0.00	\$0.00	\$0.00
Total	\$82,884,000.00	\$71,496,667.73	\$11,387,332.27

Current Project Expense Summary

BOND FUNDED PROJECTS

ENTITY: Clark County

RF:CLA15F16

Las Vegas Wash - Water Reclamation Channel

Interlocal Amount \$3,400,000.00

Original Funding Date 05/19/2016

Expiration Date 06/30/2021

Category	ILC Funding Allocation	Amount Spent	Total Remaining
Right of Way	\$0.00	\$0.00	\$0.00
Pre-Design	\$0.00	\$0.00	\$0.00
Design	\$0.00	\$0.00	\$0.00
Construction	\$3,400,000.00	\$0.00	\$3,400,000.00
Const Engineering	\$0.00	\$0.00	\$0.00
Environmental	\$0.00	\$0.00	\$0.00
Other	\$0.00	\$0.00	\$0.00
Total	\$3,400,000.00	\$0.00	\$3,400,000.00

RF:CLA27D13

Flamingo Diversion - Rainbow Branch

Interlocal Amount \$10,570,000.00

Original Funding Date 04/11/2013

Expiration Date 06/30/2018

Category	ILC Funding Allocation	Amount Spent	Total Remaining
Right of Way	\$0.00	\$0.00	\$0.00
Pre-Design	\$0.00	\$0.00	\$0.00
Design	\$0.00	\$0.00	\$0.00
Construction	\$9,665,000.00	\$6,617,693.17	\$3,047,306.83
Const Engineering	\$905,000.00	\$809,390.00	\$95,610.00
Environmental	\$0.00	\$0.00	\$0.00
Other	\$0.00	\$0.00	\$0.00
Total	\$10,570,000.00	\$7,427,083.17	\$3,142,916.83

ENTITY: Henderson

RF:HEN05G16

Horizon Ridge Detention Basin

Interlocal Amount \$8,294,400.00

Original Funding Date 04/14/2016

Expiration Date 06/30/2017

Category	ILC Funding Allocation	Amount Spent	Total Remaining
Right of Way	\$0.00	\$0.00	\$0.00
Pre-Design	\$0.00	\$0.00	\$0.00
Design	\$0.00	\$0.00	\$0.00
Construction	\$7,680,000.00	\$0.00	\$7,680,000.00
Const Engineering	\$614,400.00	\$0.00	\$614,400.00
Environmental	\$0.00	\$0.00	\$0.00
Other	\$0.00	\$0.00	\$0.00
Total	\$8,294,400.00	\$0.00	\$8,294,400.00

Current Project Expense Summary

BOND FUNDED PROJECTS

ENTITY: Henderson

RF.HEN06J13

Equestrian Detention Basin Expansion

Interlocal Amount \$1,098,200.00

Original Funding Date 04/11/2013

Expiration Date 06/30/2017

Category	ILC Funding Allocation	Amount Spent	Total Remaining
Right of Way	\$0.00	\$0.00	\$0.00
Pre-Design	\$0.00	\$0.00	\$0.00
Design	\$0.00	\$0.00	\$0.00
Construction	\$1,012,000.00	\$968,496.37	\$43,503.63
Const Engineering	\$86,200.00	\$57,268.15	\$28,931.85
Environmental	\$0.00	\$0.00	\$0.00
Other	\$0.00	\$0.00	\$0.00
Total	\$1,098,200.00	\$1,025,764.52	\$72,435.48

RF.HEN12J16

Palm Hills Channel

Interlocal Amount \$2,830,880.00

Original Funding Date 04/14/2016

Expiration Date 06/30/2018

Category	ILC Funding Allocation	Amount Spent	Total Remaining
Right of Way	\$0.00	\$0.00	\$0.00
Pre-Design	\$0.00	\$0.00	\$0.00
Design	\$0.00	\$0.00	\$0.00
Construction	\$2,598,738.00	\$238,292.73	\$2,360,445.27
Const Engineering	\$232,142.00	\$16,142.01	\$215,999.99
Environmental	\$0.00	\$0.00	\$0.00
Other	\$0.00	\$0.00	\$0.00
Total	\$2,830,880.00	\$254,434.74	\$2,576,445.26

RF.HEN23B16

Center Street Storm Drain

Interlocal Amount \$9,731,435.15

Original Funding Date 03/10/2016

Expiration Date 06/30/2018

Category	ILC Funding Allocation	Amount Spent	Total Remaining
Right of Way	\$0.00	\$0.00	\$0.00
Pre-Design	\$0.00	\$0.00	\$0.00
Design	\$0.00	\$0.00	\$0.00
Construction	\$9,010,586.25	\$0.00	\$9,010,586.25
Const Engineering	\$720,848.90	\$0.00	\$720,848.90
Environmental	\$0.00	\$0.00	\$0.00
Other	\$0.00	\$0.00	\$0.00
Total	\$9,731,435.15	\$0.00	\$9,731,435.15

ENTITY: Las Vegas

Current Project Expense Summary

BOND FUNDED PROJECTS

ENTITY: Las Vegas

RFLAS05E03

Oakey - Meadows Storm Drain

Interlocal Amount \$5,470,354.00

Original Funding Date 08/14/2003

Expiration Date 06/30/2017

Category	ILC Funding Allocation	Amount Spent	Total Remaining
Right of Way	\$50,000.00	\$20,302.54	\$29,697.46
Pre-Design	\$0.00	\$0.00	\$0.00
Design	\$5,320,354.00	\$5,193,511.06	\$126,842.94
Construction	\$0.00	\$0.00	\$0.00
Const Engineering	\$0.00	\$0.00	\$0.00
Environmental	\$0.00	\$0.00	\$0.00
Other	\$100,000.00	\$8,071.80	\$91,928.20
Total	\$5,470,354.00	\$5,221,885.40	\$248,468.60

RFLAS05K15

Oakey-Meadows Storm Drain, Phase III

Interlocal Amount \$24,961,221.00

Original Funding Date 02/12/2015

Expiration Date 06/30/2017

Category	ILC Funding Allocation	Amount Spent	Total Remaining
Right of Way	\$0.00	\$0.00	\$0.00
Pre-Design	\$0.00	\$0.00	\$0.00
Design	\$0.00	\$0.00	\$0.00
Construction	\$23,811,221.00	\$23,779,857.34	\$31,363.66
Const Engineering	\$1,150,000.00	\$485,285.29	\$664,714.71
Environmental	\$0.00	\$0.00	\$0.00
Other	\$0.00	\$0.00	\$0.00
Total	\$24,961,221.00	\$24,265,142.63	\$696,078.37

RFLAS14D14

Freeway Channel-Washington, MLK to Rancho Drive

Interlocal Amount \$11,405,343.00

Original Funding Date 02/13/2014

Expiration Date 06/30/2017

Category	ILC Funding Allocation	Amount Spent	Total Remaining
Right of Way	\$0.00	\$0.00	\$0.00
Pre-Design	\$0.00	\$0.00	\$0.00
Design	\$0.00	\$0.00	\$0.00
Construction	\$10,500,343.00	\$0.00	\$10,500,343.00
Const Engineering	\$905,000.00	\$48,764.16	\$856,235.84
Environmental	\$0.00	\$0.00	\$0.00
Other	\$0.00	\$0.00	\$0.00
Total	\$11,405,343.00	\$48,764.16	\$11,356,578.84

ENTITY: North Las Vegas

Current Project Expense Summary

BOND FUNDED PROJECTS

ENTITY: North Las Vegas

RF.NLV01I14

Ann Road Channel East, ULVW to Fifth Street

Interlocal Amount \$5,838,100.00

Original Funding Date 03/13/2014

Expiration Date 06/30/2018

Category	ILC Funding Allocation	Amount Spent	Total Remaining
Right of Way	\$0.00	\$0.00	\$0.00
Pre-Design	\$0.00	\$0.00	\$0.00
Design	\$0.00	\$0.00	\$0.00
Construction	\$5,258,100.00	\$4,889,569.46	\$368,530.54
Const Engineering	\$580,000.00	\$159,298.73	\$420,701.27
Environmental	\$0.00	\$0.00	\$0.00
Other	\$0.00	\$0.00	\$0.00
Total	\$5,838,100.00	\$5,048,868.19	\$789,231.81

RF.NLV04J14

Simmons Street Drainage Impvments-Alexander to Gowan Outfall

Interlocal Amount \$16,066,600.00

Original Funding Date 02/13/2014

Expiration Date 06/30/2017

Category	ILC Funding Allocation	Amount Spent	Total Remaining
Right of Way	\$0.00	\$0.00	\$0.00
Pre-Design	\$0.00	\$0.00	\$0.00
Design	\$0.00	\$0.00	\$0.00
Construction	\$14,573,600.00	\$13,533,267.18	\$1,040,332.82
Const Engineering	\$1,493,000.00	\$1,331,714.03	\$161,285.97
Environmental	\$0.00	\$0.00	\$0.00
Other	\$0.00	\$0.00	\$0.00
Total	\$16,066,600.00	\$14,864,981.21	\$1,201,618.79

RF.NLV09H14

Centennial Collector

Interlocal Amount \$2,933,250.00

Original Funding Date 02/13/2014

Expiration Date 06/30/2017

Category	ILC Funding Allocation	Amount Spent	Total Remaining
Right of Way	\$0.00	\$0.00	\$0.00
Pre-Design	\$0.00	\$0.00	\$0.00
Design	\$0.00	\$0.00	\$0.00
Construction	\$2,548,050.00	\$2,242,877.36	\$305,172.64
Const Engineering	\$385,200.00	\$14,045.56	\$371,154.44
Environmental	\$0.00	\$0.00	\$0.00
Other	\$0.00	\$0.00	\$0.00
Total	\$2,933,250.00	\$2,256,922.92	\$676,327.08

Current Project Expense Summary

BOND FUNDED PROJECTS

ENTITY: North Las Vegas

RF.NLV18G14

Colton Avenue Flood Control Improvements

Interlocal Amount \$7,535,000.00

Original Funding Date 05/15/2014

Expiration Date 07/30/2017

Category	ILC Funding Allocation	Amount Spent	Total Remaining
Right of Way	\$0.00	\$0.00	\$0.00
Pre-Design	\$0.00	\$0.00	\$0.00
Design	\$0.00	\$0.00	\$0.00
Construction	\$6,850,000.00	\$6,460,435.00	\$389,565.00
Const Engineering	\$685,000.00	\$351,483.64	\$333,516.36
Environmental	\$0.00	\$0.00	\$0.00
Other	\$0.00	\$0.00	\$0.00
Total	\$7,535,000.00	\$6,811,918.64	\$723,081.36

Bond Totals

Category	ILC Funding Allocation	Amount Spent	Total Remaining
Right of Way	\$50,000.00	\$20,302.54	\$29,697.46
Pre-Design	\$0.00	\$0.00	\$0.00
Design	\$5,320,354.00	\$5,193,511.06	\$126,842.94
Construction	\$179,959,638.25	\$125,034,477.65	\$54,925,160.60
Const Engineering	\$16,408,790.90	\$8,466,070.26	\$7,942,720.64
Environmental	\$0.00	\$0.00	\$0.00
Other	\$100,000.00	\$8,071.80	\$91,928.20
Total	\$201,838,783.15	\$138,722,433.31	\$63,116,349.84
Construction Projects = 15 Design / Other Projects = 1			

Capital Improvement Program - Open Projects Summary

Pay-As-You-Go And Bond Totals

Category	ILC Funding Allocation	Amount Spent	Total Remaining
Right of Way	\$44,124,456.04	\$40,109,202.45	\$4,015,253.59
Pre-Design	\$341,278.00	\$200,819.17	\$140,458.83
Design	\$52,862,560.00	\$34,170,834.13	\$18,691,725.87
Construction	\$265,773,431.76	\$172,893,142.36	\$92,880,289.40
Const Engineering	\$23,900,334.90	\$11,545,089.72	\$12,355,245.18
Environmental	\$2,513,740.00	\$1,856,851.08	\$656,888.92
Other	\$10,763,608.96	\$10,216,694.75	\$546,914.21
Total	\$400,279,409.66	\$270,992,633.66	\$129,286,776.00
Construction Projects = 35 Design / Other Projects = 59			

Pay-As-You-Go Totals

Category	ILC Funding Allocation	Amount Spent	Total Remaining
Right of Way	\$44,074,456.04	\$40,088,899.91	\$3,985,556.13
Pre-Design	\$341,278.00	\$200,819.17	\$140,458.83
Design	\$47,542,206.00	\$28,977,323.07	\$18,564,882.93
Construction	\$85,813,793.51	\$47,858,464.71	\$37,955,328.80
Const Engineering	\$7,491,544.00	\$3,079,019.46	\$4,412,524.54
Environmental	\$2,513,740.00	\$1,856,851.08	\$656,888.92
Other	\$10,663,608.96	\$10,208,622.95	\$454,986.01
Total	\$198,440,626.51	\$132,270,000.35	\$66,170,626.16
Construction Projects = 20 Design / Other Projects = 58			

Bond Totals

Category	ILC Funding Allocation	Amount Spent	Total Remaining
Right of Way	\$50,000.00	\$20,302.54	\$29,697.46
Pre-Design	\$0.00	\$0.00	\$0.00
Design	\$5,320,354.00	\$5,193,511.06	\$126,842.94
Construction	\$179,959,638.25	\$125,034,477.65	\$54,925,160.60
Const Engineering	\$16,408,790.90	\$8,466,070.26	\$7,942,720.64
Environmental	\$0.00	\$0.00	\$0.00
Other	\$100,000.00	\$8,071.80	\$91,928.20
Total	\$201,838,783.15	\$138,722,433.31	\$63,116,349.84
Construction Projects = 15 Design / Other Projects = 1			

Regional Flood Control District Capital Improvement Projects - Cumulative Reporting Pay-As-You-Go Funding

Boulder City

<u>PROJECT</u>	<u>NAME</u>	<u>STATUS</u>	<u>TOTAL</u>
BOU01A87	Hemenway Wash	Closed	4,649,000.00
BOU01B88	Hemenway Wash Debris Basin	Closed	0.00
BOU01C10	Hemenway System, Phase II Improvements	Open	745,000.00
BOU01D17	Hemenway System, Phase IIA Improvements	Open	2,222,694.00
BOU02A88	Georgia Avenue Channel	Closed	613,590.23
BOU03A88	Buchanan Blvd. Channel	Closed	412,719.91
BOU03B98	Buchanan Watershed Facilities	Closed	420,240.41
BOU03C10	Buchanan Blvd., Phase III Improvements	Closed	344,263.01
BOU03D11	Buchanan Blvd., Phase III Improvements	Closed	0.00
BOU03E12	Buchanan Blvd., Phase III Improvements	Closed	4,689,402.24
BOU04A96	West Airport Watershed	Closed	128,138.69
BOU04B97	West Airport Watershed Construction	Closed	1,839,686.60
BOU04C01	Hemenway Wash	Closed	101,580.75
BOU05A98	North Railroad Watershed (Industrial Road Facility)	Closed	448,873.75
BOU05B00	North Railroad Watershed, Veteran Memorial Dr Culvert	Closed	129,206.79
BOU05G07	Yucca Street Drainage	Closed	71,036.09
BOU05H07	Bootleg Canyon Detention Basin Outfall	Closed	521,408.23
BOU05J10	North Railroad Conveyance	Open	530,000.00
BOU05K11	Bootleg Canyon Detention Basin, Phase II	Closed	829,854.43
BOU05L11	North Railroad Conveyance	Closed	3,503,502.20
BOU06A99	Ville Drive Flood Control Facilities	Closed	144,261.08
BOU06B01	Ville Drive Flood Control Facilities	Closed	747,314.67
			\$23,091,773.08

Clark County

<u>PROJECT</u>	<u>NAME</u>	<u>STATUS</u>	<u>TOTAL</u>
CLA01A87	Upper Flamingo Wash Detention Basin & Outfall	Closed	6,932,932.63
CLA01B04	F4 Patrick Lane/Ft Apache Road Lateral	Closed	482,000.00
CLA01D07	Flamingo Hacienda	Closed	4,037,385.53
CLA02A88	Rawhide Channel	Closed	69,932.30
CLA02B90	Rawhide Channel/Eastern Av Drainage Structure	Closed	155,540.00
CLA02C90	Rawhide Channel/Eastern Outfall	Closed	115,000.00
CLA02D90	Rawhide Channel/Eastern-Topaz	Closed	1,069,252.07
CLA02E91	Rawhide Channel/McLeod-Mtn Vista	Closed	166,990.74
CLA02G99	Rawhide Channel at Sagebrush Street	Closed	441,753.51
CLA03A88	Van Buskirk Channel - Predesign	Closed	118,463.30
CLA03B90	Van Buskirk Channel Outfall	Closed	3,332,227.08
CLA03C90	Van Buskirk Channel - ROW	Closed	(202,889.63)
CLA03D91	Van Buskirk System/Spencer-Rochelle	Closed	808,963.97
CLA03H93	Van Buskirk Channel / Phases IIA & VI Construction	Closed	6,112,843.32
CLA04A89	Flamingo Wash Bridge @ Eastern	Closed	61,900.00
CLA04B89	Flamingo Wash Bridge @ Arville	Closed	294,818.61
CLA04C90	Flamingo Wash Bridge @ Paradise & Palos Verde	Closed	1,711,276.60
CLA04D93	Flamingo Wash - Winnick Ave. Improvements	Closed	2,739,120.64
CLA04E99	Flamingo Wash, McLeod Dr to Maryland PKWY	Open	2,980,000.00
CLA04F99	Flamingo Wash, I-515 to McLeod Dr	Closed	1,252,537.43
CLA04G00	Flamingo Wash at Boulder Highway	Closed	860,102.20
CLA04H00	Flamingo Wash, Boulder Highway to Mojave Rd	Closed	6,284,809.40
CLA04I01	Flamingo Wash, Spencer Street Bridge & Approach Channel	Closed	2,436,743.83
CLA04M06	Flamingo - Boulder HWY N, Sahara Ave to Flamingo Wash	Closed	1,027,029.82
CLA04Q08	Flamingo Wash, Nellis Blvd to I-515	Closed	995,990.90

Regional Flood Control District Capital Improvement Projects - Cumulative Reporting Pay-As-You-Go Funding

Clark County

<u>PROJECT</u>	<u>NAME</u>	<u>STATUS</u>	<u>TOTAL</u>
CLA04R08	Flamingo Wash, Desert Inn to Eastern Avenue	Closed	7,869,248.66
CLA04U10	Flamingo-Boulder Highway North, Sahara Ave to Flamingo Wash	Closed	10,933,404.28
CLA04V10	Flamingo Wash, Nellis Boulevard to I-515	Closed	11,132,175.16
CLA05A91	Duck Creek Bridges @ Tomiyasu & La Casita	Closed	814,243.47
CLA06A91	Range Wash Confluence Detention Basin Facilities	Closed	479,952.25
CLA07A92	Sloan Channel (Las Vegas Wash to Owens)	Closed	4,820,788.11
CLA07B01	Sloan Channel, Las Vegas Wash to Charleston	Closed	340,747.81
CLA08A92	Lower Duck Creek Detention Basin Predesign	Closed	807,918.53
CLA08B93	Lower Duck Creek DB ROW	Closed	5,921,794.42
CLA08C98	Lower Duck Creek Detention Basin & Outfall Channel	Closed	(11,828.26)
CLA08D01	Duck Creek, Lower Detention Basin to I-15	Closed	9,691,844.67
CLA08F03	Duck Creek, Lower Detention Basin to Silverado Ranch Blvd	Closed	3,717,281.04
CLA08H05	Duck Creek, Railroad Detention Basin	Closed	673,683.44
CLA08K07	Duck Creek Channel, Silverado Ranch Blvd to Las Vegas Blvd	Closed	8,698,135.53
CLA08M08	Duck Creek, Railroad Detention Basin	Closed	13,302,732.94
CLA08Q13	Duck Creek at Dean Martin	Open	480,000.00
CLA08R13	Duck Creek, Las Vegas Boulevard	Open	485,000.00
CLA08S13	Silverado Ranch Detention Basin and Outfall Facilities	Open	1,370,000.00
CLA08W16	Duck Creek at Dean Martin	Open	3,787,357.00
CLA09A97	Durango Collector (Hacienda to Twain)	Closed	366,253.18
CLA09B99	Durango Collector (Twain to Hacienda)	Closed	100,005.00
CLA09C06	Durango Collector (Twain to Hacienda)	Closed	1,126.53
CLA10A97	Tropicana Wash (Paradise Road to Koval Lane)	Closed	228,665.56
CLA10D07	Tropicana Wash at Swenson Street	Closed	1,253,646.20
CLA10F10	Flamingo Wash, Industrial Road to Hotel Rio Drive	Open	46,000.00
CLA10G12	Tropicana Wash at Swenson Street	Closed	7,083,798.07
CLA10H13	Airport Channel - Naples	Open	600,000.00
CLA12A97	Desert Inn Detention Basin & Collection System	Closed	346,843.68
CLA12B98	Desert Inn Detention Basin & Collection System/DI Lateral	Closed	43,197.00
CLA12C99	Desert Inn Detention Basin & Collection System	Closed	689.01
CLA13A97	Lakes Detention Basin, Collection System, & Outfall	Closed	531,803.87
CLA13B98	Lakes Detention Basin Collection System & Outfall	Closed	788,631.74
CLA13C98	Lakes DB Collection System	Closed	783,619.03
CLA14A97	Duck Creek (Hollywood to Stephanie Street)	Closed	138,962.97
CLA14B99	Duck Creek Channel (Hollywood Blvd to Stephanie St)--ROWA	Closed	375,552.00
CLA14C99	Duck Creek, Sunset Road to Eastern Ave	Closed	560,650.99
CLA14D99	Duck Creek, Hollywood Blvd to Stephanie Street	Closed	1,651,449.79
CLA14E99	Duck Creek, Stephanie St to Green Valley PKWY	Closed	321,054.87
CLA14F00	Duck Creek, Emerald Avenue to Stephanie St	Closed	5,987,176.80
CLA14G00	Duck Creek at Robindale Road	Closed	1,066,974.02
CLA14H00	Duck Creek, Tomiyasu Lane to Topaz St	Closed	3,548,160.77
CLA14I02	Duck Creek, US 95 Branch	Closed	1,107,637.45
CLA14L02	Duck Creek, Phase II and Lower Pittman	Closed	13,651,024.74
CLA14R04	Duck Creek, Mountain Vista Street to Green Valley PKWY	Closed	707,824.31
CLA14S07	Duck Creek, Eldorado Lane to Spencer Street	Closed	6,139,169.42
CLA14U09	Duck Creek, Robindale to I-215	Closed	23,516.83
CLA14V10	Duck Creek, Mtn. Vista to Green Valley Parkway	Closed	8,976,052.51
CLA15B99	Colorado Avenue Storm Drain System	Closed	(41,517.92)
CLA15C09	Las Vegas Wash, Sloan Lane to Stewart Ave	Closed	193,555.23
CLA15D12	LVW Sloan-Bonanza, Flam W below Nellis	Open	5,622,000.00
CLA16A98	Upr Duck Ck, Ctrl Duck Ck, Lwr Blue Diamond & Bird Sp/ROW	Closed	2,226,784.41

Regional Flood Control District Capital Improvement Projects - Cumulative Reporting Pay-As-You-Go Funding

Clark County

<u>PROJECT</u>	<u>NAME</u>	<u>STATUS</u>	<u>TOTAL</u>
CLA16B00	Upr Duck, Ctrl Duck, Lower Blue Dia, & Bird Springs DB	Closed	1,363,624.69
CLA16F04	Lower Blue Diamond Detention Basin Collector Channel	Closed	8,060,995.11
CLA16G05	Blue Diamond Wash Wigwam, UPRR to Jones Boulevard	Closed	535,000.00
CLA16H06	Blue Dia Wash S Rainbow, Pebble - Raven & Wigwam - Ford	Closed	2,444,155.20
CLA16I07	Lower Blue Diamond Detention Basin Outfall	Closed	1,694,368.59
CLA16J07	Blue Diamond Wash Wigwam, Jones Blvd to Rainbow	Closed	357,603.89
CLA16K07	Upper Duck Creek Detention Basin	Closed	3,000,000.00
CLA17E04	Blue Diamond Channel, Rainbow Branch	Closed	1,495,409.16
CLA19A99	Red Rock Channel, Naples Branch	Closed	1,333,173.93
CLA19C02	Red Rock Channel, Naples Branch - Flamingo Connector	Closed	674,561.31
CLA20A99	Washington Collection System	Closed	69,701.68
CLA20B00	Washington Collection System	Closed	680,964.62
CLA21A00	Orchard Detention Basin	Open	1,674,700.00
CLA21B12	Orchard Detention Basin	Closed	4,929,886.35
CLA22A00	Flamingo Diversion - Jones Branch	Closed	100,001.71
CLA22B03	Flamingo Diversion - Jones Branch	Closed	1,100,000.00
CLA26C08	Flam Div - South Buffalo Branch, Flamingo Wash to Patrick Lane	Closed	776,336.79
CLA27C08	Flamingo Diversion - Rainbow Branch	Open	1,030,000.00
CLA35A11	Tropicana Avenue Conveyance, LVW to Mtn. Vista	Closed	249,789.19
CLD02A11	Annie Oakley Drive at Rawhide Channel Storm Drain	Closed	84,203.00
CLD04A08	Twain at Pecos-McLeod Storm Drain	Closed	442,521.57
CLD07A07	Sunrise Area Storm Drain	Closed	914,982.31
CLD07B08	Carey Avenue Storm Drain	Closed	1,351,525.62
CLD07C10	Sunrise Ave. Storm Drain, Fogg St. to Clayton St.	Closed	154,935.40
CLD07D12	Toiyabe Street Storm Drain	Closed	0.00
CLD14A10	Tunis Ave and Karvel Street Storm Drain	Closed	189,391.53
CLD15A09	Olive Street Storm Drain, US-95 to Palm Street	Closed	800,286.13
CLD17A09	Las Vegas Blvd/Serene Ave Storm Drain	Closed	133,338.79
CLD20A12	Washington/Hollywood Storm Drain	Closed	259,862.20
CLD98A06	Hickam Avenue Storm Drain	Closed	465,091.07
CLD99A05	Red Coach Ave/Cimarron Rd Improvements	Closed	388,200.00
			\$230,784,121.20

Clark County Outlying

<u>PROJECT</u>	<u>NAME</u>	<u>STATUS</u>	<u>TOTAL</u>
BUN01A90	Bunkerville Channel (aka Windmill Channel)	Closed	817,795.45
BUN01B98	Bunkerville Flood Control Improvements	Closed	5,734,536.80
BUN01C05	Windmill Wash Outfall	Closed	2,839,135.00
BUN01D11	Windmill Wash Detention Basin Expansion	Open	880,000.00
GSP01A88	Goodsprings Flood Control Improvements	Closed	72,275.84
GSP01B10	Goodsprings - Phase I	Open	53,400.00
IND01A98	Indian Springs Flood Control Improvements	Closed	579,193.24
LAU01A89	Unnamed Wash, Laughlin	Closed	349,995.99
LAU02A89	Hiko Springs, Laughlin	Closed	369,974.40
LAU02B92	Hiko Springs, Laughlin, Remap	Closed	8,000.00
LAU03A96	Hiko Springs Outfall Channel	Closed	7,771,291.25
LAU04A08	SR 163 at Casino Drive	Open	473,500.00
MOA01A89	Cooper Ave. Crossing - Moapa Valley	Closed	185,000.00
MOA01B89	Muddy River West Levee, Moapa Valley	Open	13,501,000.00
MOA01C06	Muddy River, Gubler Avenue Bridge	Closed	745,638.67
MOA01D07	Muddy River, Gubler Avenue Bridge	Closed	5,319,472.98

Regional Flood Control District Capital Improvement Projects - Cumulative Reporting Pay-As-You-Go Funding

Clark County Outlying

<u>PROJECT</u>	<u>NAME</u>	<u>STATUS</u>	<u>TOTAL</u>
MOA01E08	Muddy River & Trib - Cooper Ave to Yamashita St	Closed	966,120.32
MOA01F10	Muddy River Logandale Levee	Open	1,753,000.00
MOA01G11	Muddy River, Cooper Street Bridge	Closed	15,793,908.74
MOA01H15	Muddy River Logandale Levee	Open	7,200,000.00
MOA02A89	Logan Wash (aka Benson), Moapa Valley	Closed	235,040.74
MOA02B92	Logan Wash Construction	Closed	3,510,528.60
MOA03A11	Fairgrounds Detention Basin	Open	964,000.00
NEL01A88	Nelson Flood Control Improvements	Closed	2,961.95
SEA01A88	Searchlight Flood Control Improvements	Closed	861,099.97
SEA01B99	Searchlight Flood Control Improvements	Closed	5,500.00
SEA02A07	Searchlight - West, US-95	Closed	162,000.00
SEA03A09	Searchlight - South, Encinitas St Storm Drain	Open	138,000.00
			\$71,292,369.94

COE/Clark County

<u>PROJECT</u>	<u>NAME</u>	<u>STATUS</u>	<u>TOTAL</u>
COEESCRO	COE Escrow Account	Closed	15,126,215.56
COEG194	COE General Project Information	Closed	97,744.28
COEG294	Tropicana & Flamingo Washes	Open	36,259,348.00
COETF	TROPFLAM-Haz Mat	Closed	280,550.00
			\$51,763,857.84

Henderson

<u>PROJECT</u>	<u>NAME</u>	<u>STATUS</u>	<u>TOTAL</u>
HEN01A87	Pittman Wash Channel Design (Phases I, II, III)	Closed	533,554.14
HEN01B87	Warm Springs & Stephanie Street Bridges	Closed	1,660,108.81
HEN01C90	Pittman Wash Channel - Phase I Construction	Closed	2,744,110.10
HEN01F00	Pittman Wash Lower Reach	Closed	324,343.79
HEN01H09	Pittman Wash, Duck Creek at I-515	Open	402,705.00
HEN01I14	Pittman Wash, Duck Creek at I-515	Open	2,489,875.00
HEN02A89	Green Valley Parkway Bridge	Closed	1,128,513.78
HEN03A91	UPRR Channel	Closed	117,073.57
HEN04A91	C-1 Predesign / Mission Hills Design	Closed	1,009,074.06
HEN04B93	C-1 Channel / Lake Mead Dr. to Burkholder Design	Closed	173,333.98
HEN04E96	Mission Hills Western Interceptor Diversion	Closed	2,636,599.02
HEN04F97	Black Mountain Detention Basin	Closed	275,048.92
HEN04I98	C-1 Channel (Culvert) at Lake Mead	Closed	907,210.00
HEN04K99	Upper and Middle Reaches of the C-1 Channel	Closed	521,871.29
HEN04O09	C-1, Four Kids Wash - Lake Mead to Eagle Rock	Closed	22,905.46
HEN04P09	Racetrack Channel, Drake to Burkholder	Open	247,099.00
HEN04Q15	Racetrack Channel, Drake to Burkholder	Open	1,037,650.00
HEN05A92	Sunset D B, Collection Sys, & Outfall (Pioneer DB)	Closed	3,749,294.23
HEN05C01	Pioneer Detention Basin	Closed	4,323,566.57
HEN05D09	Pioneer Detention Basin Expansion and Inflow	Closed	325,840.81
HEN05E09	Pittman, Horizon Ridge Detention Basin	Open	727,285.00
HEN06A93	Equestrian Drive Detention Basin	Closed	388,624.49
HEN06B95	Equestrian Detention Basin	Closed	6,128,895.08
HEN06C02	Equestrian Detention Basin Outfall	Closed	681,288.27
HEN06D05	C-1 Equestrian Tributary	Closed	227,591.57
HEN06F08	C-1 Equestrian Tributary	Open	2,743,039.51

Regional Flood Control District Capital Improvement Projects - Cumulative Reporting Pay-As-You-Go Funding

Henderson

<u>PROJECT</u>	<u>NAME</u>	<u>STATUS</u>	<u>TOTAL</u>
HEN06G08	Equestrian Detention Basin Outfall - Heritage Channel	Closed	4,200,444.03
HEN06H09	Equestrian Detention Basin Expansion	Open	346,797.00
HEN06I09	Equestrian Tributary Phase II	Closed	405,636.14
HEN07A96	Pittman Park Detention Basin	Closed	1,546,249.59
HEN07B09	Pittman Wash, UPRR to Santiago	Closed	843,016.21
HEN07D09	Whitney Wash Channel	Closed	130,264.67
HEN07E11	Pittman Wash, UPRR to Santiago	Closed	8,796,470.83
HEN08A96	Railroad East Detention Basin	Closed	6,416,341.47
HEN08B08	Pittman Railroad East Conveyance	Closed	444,380.89
HEN08C08	Pittman Railroad East Conveyance	Closed	8,518,517.91
HEN09A99	Pittman East Detention Basin (collapse with HEN09A97)	Closed	119,918.19
HEN09B00	Pittman Eastern Detention Basin	Closed	6,099,436.41
HEN09D09	Pittman Seven Hills Park Channel	Closed	0.00
HEN10B99	South Pittman Detention Basin	Closed	3,202,101.72
HEN12A99	Gibson Channel at Sunset Road	Closed	40,125.00
HEN12B01	Gibson Channel Culvert at Sunset Road	Closed	364,211.76
HEN12C02	Gibson Conveyance System	Closed	237,718.78
HEN12F05	Pittman Gibson, Warm Springs Road to Kelso Dunes Avenue	Closed	10,000.00
HEN12GO6	Pittman Wash - Burns	Closed	4,251,084.08
HEN12H09	Pittman Burns, Sunset to Galleria	Closed	770,231.86
HEN12I09	Pittman, West Horizon - Palm Hills	Open	275,078.00
HEN13A00	Boulder Highway Channel	Closed	360,070.00
HEN14A00	Pittman Pecos West Conveyance & Eastern Ave Tributary	Closed	2,355,800.39
HEN14B06	Pittman Pecos West Conveyance & Eastern Ave Tributary	Closed	6,787,948.72
HEN15A00	Pittman Wash Railroad Channel	Closed	568,801.51
HEN16A01	Pittman North Detention Basin & Outfall	Open	2,181,514.00
HEN16D15	Pittman North Detention Basin and Outfall, Phase 1	Open	4,342,105.00
HEN16E15	Pittman North DB & Outfall, Phase II - Starr Avenue	Open	2,000,321.00
HEN19B06	Northeast Detention Basin Outfall	Closed	337,852.88
HEN19C07	Northeast Detention Basin, Levee and Outfall	Closed	13,366,601.89
HEN21A05	Pittman Railroad, MacDonald Ranch Channel	Closed	253,025.49
HEN21B08	Pittman Railroad, MacDonald Ranch Channel	Closed	2,025,749.22
HEN22A09	Anthem Pkwy Channel, Horizon Ridge to Sienna Heights	Open	179,474.00
HEN23A09	Center Street Storm Drain	Open	534,755.00
HEN24A11	Duck Creek, Sunset to Sandhill	Open	590,746.00
HEN24B13	Duck Creek, Sunset to Sandhill	Closed	3,475,829.83
HLD06A15	Appaloosa Storm Drain	Open	572,605.00
HLD15A06	Blackridge Road Storm Drain System	Closed	529,071.04
			\$123,006,796.96

Las Vegas

<u>PROJECT</u>	<u>NAME</u>	<u>STATUS</u>	<u>TOTAL</u>
LAS01A87	Angel Park Detention Basin Outflow Structure	Closed	397,978.73
LAS01B95	Angel Park Detention Basin Expansion	Closed	1,356,534.40
LAS01D09	Angel Park North - Detention Basin	Closed	597,382.00
LAS02A87	Buffalo Channel	Closed	4,167,183.73
LAS02B91	Buffalo Channel/Summerlin PKWY - Vegas Drive	Closed	126,491.20
LAS02C91	Buffalo Channel/Westcliff-Summerlin Pkwy	Closed	471,594.88
LAS02D92	Buffalo Channel/Doe Av.-Westcliff Dr	Closed	84,175.72
LAS02F93	Buffalo Channel / Doe-Westcliff	Closed	1,685,430.55
LAS03A89	Gowan Rd Detention System	Closed	195,685.16

Regional Flood Control District

Capital Improvement Projects - Cumulative Reporting

Pay-As-You-Go Funding

Las Vegas

<u>PROJECT</u>	<u>NAME</u>	<u>STATUS</u>	<u>TOTAL</u>
LAS03B89	Gowan Detention Basin & Outfall	Closed	4,813,519.80
LAS03D98	Gowan South Detention Basin Expansion	Closed	126,398.42
LAS03E00	Gowan South DB Expansion	Closed	2,609,639.23
LAS04A87	Oakey Boulevard System	Closed	111,106.72
LAS04B90	Oakey BI System	Closed	631,418.63
LAS04C91	Oakey BI System/Decatur BI Crossing	Closed	35,000.00
LAS04E94	Oakey Conveyance Phase II	Closed	1,083,848.86
LAS05A87	Meadows Detention Basin	Closed	120,000.00
LAS05B87	Meadows Detention Basin	Closed	3,432,123.00
LAS05C00	Meadows Detention Basin Expansion (Resol 00-2)	Closed	150,000.00
LAS05D01	Meadows Detention Basin Expansion (Resol 01-3)	Closed	3,422,258.00
LAS05H08	Alta Parallel System	Closed	8,165,350.58
LAS05I08	Oakey-Meadows Storm Drain, Phase I	Closed	12,686,286.59
LAS05J10	Oakey Meadows Storm Drain-Phase II	Closed	9,822,984.14
LAS06A87	Major Conveyance System West of I-15	Closed	229,005.59
LAS06B87	Major Conveyance System East of I-15	Closed	29,022.50
LAS06C93	Freeway Channel/Sahara - Ivanhoe	Closed	670,067.29
LAS07A89	Durango Storm Drain	Closed	596,059.22
LAS08A89	Carey Ave./Lake Mead Detention & Conveyance System	Closed	6,148,651.98
LAS09A89	Washington Ave. System	Closed	313,726.91
LAS09B91	Washington Ave. System/Sandhill-Bruce	Closed	497,000.00
LAS09D92	Washington Ave./Sandhill-Virgil	Closed	1,594,925.69
LAS09F93	Washington/Sagman-LV Creek Right-of-Way	Closed	245,428.78
LAS09G94	Washington Ave. / Lena-Eastern (LOMR)	Closed	4,643,824.92
LAS09H94	Upper Washington Channel & Freeway Channel	Closed	1,206,684.74
LAS09I96	Washington/Eastern-Sagman	Closed	3,078,027.28
LAS09J97	Freeway Channel System - Alta Drive to UPRR	Closed	13,839,202.95
LAS09K97	Upper Washington Avenue - Sagman to Bonanza	Closed	4,421,963.25
LAS09L98	Freeway Channel - Alta Dr to Sahara Avenue	Closed	2,778,531.48
LAS09M98	Freeway Channel North/ Washington Avenue - Vegas Drive	Closed	257,916.45
LAS09O99	Freeway Channel - Alta Dr to Sahara Ave & Bypass Facility	Closed	(5,613.65)
LAS09P00	Freeway Channel - Alta to Sahara & Bypass Facilities (CM)	Closed	2,280,263.22
LAS09R01	Las Vegas Creek Channel - Parallel System at Decatur Blvd (Resol 01-4)	Closed	247,000.00
LAS09U05	Las Vegas Creek Channel - Parallel System	Closed	5,628,281.00
LAS09V05	Oakey Drain, Birch Street to Cahlan Drive	Closed	851,548.86
LAS09W08	Oakey Drain, Birch Street to Cahlan Drive	Closed	6,500,607.90
LAS09Y09	Oakey Drain - Cahlan Dr to Barnard Dr	Closed	370,483.19
LAS10A91	Gowan North Channel	Closed	110,000.00
LAS10B93	CAM-10 & Lone Mtn. Detention Basins Predesign	Closed	212,800.00
LAS10C94	Lone Mtn. Detention Basin	Closed	905,972.72
LAS10D95	Gowan North Channel - Gowan North Detention Basin	Closed	904,292.71
LAS10E97	Gowan North Channel - Gowan Detention Basin to Buffalo	Closed	3,150,210.59
LAS10F97	Gowan Outfall Lone Mtn Branch - Ferrell St to Kenny Way	Closed	111,327.87
LAS10H98	Gowan North Buffalo Branch (Chnl) - Atwood to Lone Mtn Rd	Closed	285,859.78
LAS10J98	Gowan North Chnl-Alexander Dr to Lone Mtn Rd & LM Outfall	Closed	651,405.16
LAS10K99	CAM 10 Detention Basin (aka Ann Road DB)	Closed	682,577.04
LAS10L99	Gowan North-Buffalo Branch	Closed	162,106.81
LAS10M00	Gowan North - Buffalo Branch (Gowan Road & Buckskin Ave)	Closed	608,179.39
LAS10N00	Gowan Outfall, Lone Mountain Branch (Allen Lane-Ferrell)	Closed	1,545,053.54
LAS10P00	Gowan/Lone Mountain System - Gilmore Channel (CM)	Closed	8,492.19
LAS10Q01	Gowan/Lone Mountain System - Gilmore Channel (Developer Participati	Closed	1,383,723.00

Regional Flood Control District

Capital Improvement Projects - Cumulative Reporting

Pay-As-You-Go Funding

Las Vegas

<u>PROJECT</u>	<u>NAME</u>	<u>STATUS</u>	<u>TOTAL</u>
LAS10R00	Gowan North - Buffalo Branch (Cheyenne Avenue to Lone Mtn Road)	Closed	2,462,085.23
LAS10Y05	Gowan Lone Mountain System - Cliff Shadows Park	Closed	1,549,850.67
LAS11A92	Rampart Storm Drain (Angel Park-Peccole 1)	Closed	44,809.03
LAS11B93	Rampart Storm Drain Construction	Closed	185,842.34
LAS12A92	Alta Storm Drain (Meadows V)	Closed	851,465.76
LAS13A92	Cheyenne Channel / Buffalo - Gowan Design	Closed	86,475.85
LAS13B94	Cheyenne Channel Crossings Developer Participation	Closed	709,000.00
LAS13C93	Cheyenne Channel / Buffalo - Gowan	Closed	1,107,787.47
LAS14A95	Washington Avenue - I-15 to Martin Luther King	Closed	74,429.00
LAS14B00	Washington Avenue & Freeway Channel North	Closed	4,887,278.94
LAS14C11	Freeway Channel-Washington, MLK to Rancho Drive	Open	998,510.00
LAS15A95	Oakey Storm Drain - I-15 to Decatur Blvd	Closed	391,238.42
LAS16A98	Ann Road Channel West/ Allen Lane - Rancho Drive	Closed	657,583.31
LAS16B99	Rancho Road System/Centennial PKWY to Rancho DB	Closed	1,198,151.00
LAS16C99	Rancho Road System/Centennial PKWY to Rancho DB	Closed	17,697.53
LAS16G07	Rancho Detention Basin, Phase II	Closed	3,953,168.82
LAS16H07	Rancho Drive System - El Campo Grande Storm Drain	Closed	4,634,244.76
LAS16I09	Ann Rd Channel West - Rainbow Blvd	Closed	475,475.33
LAS16J09	Rancho System - Beltway to Elkhorn	Open	962,076.00
LAS16L11	Rancho Road System - Elkhorn, Ft Apache to Grand Canyon	Open	400,000.00
LAS16M12	Ann Road Channel West - Rainbow Boulevard	Closed	3,474,459.19
LAS16N13	Rancho System - Beltway to Elkhorn Road	Open	9,535,541.00
LAS16O13	Rancho Rd System-Elkhorn, Fort Apache to Grand Canyon	Open	2,358,400.00
LAS16P15	Rancho Road System - Elkhorn, Grand Canyon to Hualapai	Open	554,000.00
LAS17A98	Las Vegas Wash/ Rancho Drive System (Peak Dr - Lake Mead)	Closed	419,095.42
LAS17D02	Las Vegas Wash - Rancho Drive System (Carey/Lake Mead DB to Peak I	Closed	6,273,291.56
LAS17F07	Peak Drive System (Jones Blvd to Michael Way)	Closed	4,501,941.03
LAS18A98	Las Vegas Wsh/Smoke Ranch Sys: Peak Dr/Torrey Pines-Jones	Closed	147,617.92
LAS18B00	Las Vegas Wash - Smoke Ranch System (Peak Drive: Torrey Pines - Jone	Closed	1,782,103.78
LAS19A99	Owens Avenue System: Rancho Drive to I-15	Closed	292,162.08
LAS19B01	Owens Avenue System (Rancho Drive to I-15)	Closed	4,430,278.94
LAS19D11	Vegas Dr Storm Drain - Rancho to Shadow Mountain	Closed	10,997,022.53
LAS20A00	Rancho Rd System: Durango to US-95 Interchange	Closed	448,364.70
LAS22B05	Las Vegas Wash - Jones Blvd, Elkhorn Rd to Farm Rd	Closed	92,244.72
LAS22C06	Las Vegas Wash - Elkhorn (Rainbow Blvd to Torrey Pines Drive)	Closed	274,272.89
LAS22D06	N & S Environ Enhancement Areas - Floyd Lamb Park	Closed	2,252,837.16
LAS22E06	Las Vegas Wash - Decatur Blvd (Centennial PKWY to Farm Road)	Closed	2,454,915.36
LAS22F07	Las Vegas Wash - Rainbow (Elkhorn Road to Grand Teton Drive)	Closed	951,355.17
LAS22G07	Elkhorn Springs and Buffalo Storm Drain	Closed	280,782.51
LAS22H07	Las Vegas Wash - Elkhorn Rd, Rainbow Blvd to Torrey Pines Dr	Closed	6,561,592.06
LAS22I08	Las Vegas Wash - Decatur Blvd (Elkhorn Rd to Farm Rd)	Closed	2,950,783.84
LAS22J08	Las Vegas Wash - Jones Blvd, Elkhorn to Farm	Closed	1,683,390.48
LAS22K08	LVW - Grand Teton, Mountain Spa to Durango Drive	Closed	850,522.21
LAS22L08	LVW - Grand Teton, Buffalo Drive to Durango Drive	Closed	172,513.02
LAS22R12	LVW-Grand Teton, Mountain Spa to Durango Drive	Open	13,308,300.00
LAS22S13	Brent Drainage System-Floyd Lamb Park to Durango Drive	Open	533,365.00
LAS22T15	Brent Drainage System - Floyd Lamb Park to Durango Drive	Open	4,900,700.00
LAS23C08	Horse Drive Interchange	Closed	5,392,419.91
LAS23D13	Centennial Parkway Channel West - US95 Crossing	Closed	1,411,812.73
LAS23E13	Centennial Pkwy Channel West-CC 215, Pioneer Way to US95	Open	1,070,687.00
LAS23F14	Centennial Parkway Channel West-CC215, Pioneer Way to US95	Open	13,900,000.00

Regional Flood Control District Capital Improvement Projects - Cumulative Reporting Pay-As-You-Go Funding

Las Vegas

<u>PROJECT</u>	<u>NAME</u>	<u>STATUS</u>	<u>TOTAL</u>
LAS23G15	Centennial Parkway Channel West-US95, CC215 to Durango	Open	1,261,471.00
LAS23H15	Centennial Parkway Channel West-US95, Durango to Grand Teton	Open	985,231.00
LAS24B06	Gowan North Channel - El Capitan Way to the Western Beltway	Closed	7,636,880.18
LAS24D06	Gowan Lone Mountain System - Branch 4	Closed	2,824,592.10
LAS24E07	Gowan Outfall - Lone Mountain Branch (Rancho Drive to Decatur Boule	Open	1,614,000.00
LAS24H13	Gowan North-Buffalo Branch,Lone Mtn to Washburn Rd	Open	992,000.00
LAS24I15	Gowan Box Canyon - Lone Mountain Road	Open	704,000.00
LAS24J15	Gowan North - El Capitan Branch, Lone Mountain to Ann Road	Open	785,478.00
LAS25B13	Cedar Avenue Channel Improvements	Open	831,489.00
LAS26A07	Grand Teton Overpass - Storm Drain	Closed	612,614.83
LAS26B08	Grand Teton Overpass - Storm Drain	Closed	1,936,755.45
LAS26C13	Grand Teton - Hualapai to Tee Pee	Closed	401,560.15
LAS27A09	Boulder HWY Sahara Ave - Mojave Rd to Boulder HWY	Closed	411,967.68
LAS28B11	Oakey Drain - Cahlan to Barnard	Closed	5,372,969.90
LAS28C12	Las Vegas Wash - Sloan Channel to Cedar Avenue	Open	110,000.00
LAS29A10	Flamingo Wash, Boulder Highway North-Main Street	Closed	346,572.69
LAS29B15	Flamingo-Boulder HWY N-Boulder HWY Sahara to Charleston	Open	1,226,003.00
LAS29C16	Flamingo-Bldr Hwy, N Charleston-Maryland Pkwy System	Open	1,215,549.00
LAS30A13	Gowan-Alexander Rd., Rancho Drive to Decatur Boulevard	Open	711,938.00
LLD04A03	Holmby Channel	Closed	621,698.68
LLD04B07	Oakey Boulevard & Tenaya Way Storm Drain	Closed	574,017.45
LLD05A08	Jones Blvd - Alta to Borden Storm Drain	Closed	716,389.74
LLD08A11	Lexington Street Storm Drain	Open	1,000,000.00
LLD09A04	Bruce Street Storm Drain	Closed	431,221.89
LLD10A05	Jay Avenue Improvements	Closed	548,443.62
LLD10B13	Buckskin Avenue Storm Drain	Open	1,200,000.00
LLD12A04	Brush Street Storm Drain	Closed	411,351.53
LLD13A02	Crystal Water Way, Lake South Dr to Desert Inn Rd	Closed	227,132.20
LLD18A02	Peak Drive, Rainbow Blvd to Torrey Pines Dr	Closed	371,781.85
LLD99A09	Gilmore Ave - Decatur Blvd to Thom Blvd Storm Drain	Closed	410,867.01
			\$289,834,918.31

Mesquite

<u>PROJECT</u>	<u>NAME</u>	<u>STATUS</u>	<u>TOTAL</u>
MES01A88	Town Wash Detention Basin (Right-of-Way)	Closed	9,600.50
MES01B89	Town Wash Detention Basin (Design & Construction)	Closed	660,000.00
MES01C02	Town Wash Conveyance, I-15 to Virgin River	Closed	977,665.86
MES02A00	Abbott Wash Channel, I-15 to Virgin River	Closed	632,380.00
MES04A15	Virgin River Flood Wall	Open	517,000.00
			\$2,796,646.36

North Las Vegas

<u>PROJECT</u>	<u>NAME</u>	<u>STATUS</u>	<u>TOTAL</u>
NLD14A15	Oak Island Drive Storm Drain	Open	497,750.00
NLV01A87	Las Vegas Wash/I-15 to Pecos (Facility Study)	Closed	304,000.00
NLV01B87	Las Vegas Wash/Craig-Civic Center (King Charles)	Closed	2,415,411.73
NLV01C00	Upper Las Vegas Wash	Closed	2,590,459.93
NLV01E07	Tropical Parkway Channel East	Closed	1,161,535.61
NLV01G11	Ann Road Channel East, ULVW to Fifth Street	Open	1,063,556.00
NLV01H13	Las Vegas Wash - "N" Channel, Cheyenne to Gowan	Open	317,990.00

Regional Flood Control District

Capital Improvement Projects - Cumulative Reporting

Pay-As-You-Go Funding

North Las Vegas

<u>PROJECT</u>	<u>NAME</u>	<u>STATUS</u>	<u>TOTAL</u>
NLV01J15	Las Vegas Wash - "N" Channel, Cheyenne to Gowan	Open	3,158,000.00
NLV02A87	W. Trib Las Vegas Wash/Craig -Alexander	Closed	1,268,170.85
NLV02B88	W. Trib Las Vegas Wash/Craig Ranch Golf Course-Craig	Closed	1,057,430.33
NLV03A88	West Range Wash Detention Basin (Facility Study)	Closed	273,068.12
NLV03B88	East Range Wash Detention Basin (Facility Study)	Closed	30,000.00
NLV03C91	West Range Wash Diversion Dike	Closed	339,338.71
NLV03E13	Hollywood System, Dunes South DB to Centennial Parkway	Open	2,706,972.00
NLV04A89	Gowan Outfall Structure	Closed	13,373,572.56
NLV04B00	Gowan Outfall, Craig to Channel	Closed	301,821.67
NLV04C01	Gowan Outfall, Craig to Channel	Closed	1,566,299.84
NLV04F07	Simmons Street Drainage Improvements - Carey to Craig	Open	2,323,263.00
NLV04G07	Gowan Outfall - Lone Mountain Branch, Decatur Blvd to Channel	Closed	15,057,798.44
NLV04I11	Simmons Street - Phase II, Carey to Cheyenne	Closed	5,464,819.43
NLV04K17	Gowan Outfall, Alexander Rd - Decatur to Simmons Street	Open	1,931,156.00
NLV05A89	Upper Las Vegas Wash Detention Basin	Closed	1,342,892.36
NLV06A91	Kyle Detention Basin	Closed	601,126.71
NLV06B93	Kyle Detention Basin	Closed	8,452,713.96
NLV07A92	Camino Al Norte Culvert	Closed	86,191.00
NLV08A94	Lower Las Vegas Wash Detention Basin	Closed	2,650,037.50
NLV08B97	Lower Las Vegas Wash Detention Basin Construction	Closed	3,316,222.35
NLV09A94	Range Wash Chnl W Trib/Confl DB-LV Blvd. + Vandenberg DB	Closed	2,299,092.06
NLV09C03	Range Wash - Lamb Blvd Storm Drain	Closed	337,143.54
NLV09D07	Range Wash - Lamb Blvd Storm Drain	Closed	5,733,340.83
NLV09E11	Vandenberg North Detention Basin & Outfall	Open	1,268,000.00
NLV09F13	Beltway Detention Basin and Channel	Closed	0.00
NLV09G13	Centennial Collector	Open	556,143.00
NLV09I13	Beltway Detention Basin and Channel	Open	1,034,000.00
NLV10A97	A - Channel/Lake Mead Blvd. - Alexander Road	Closed	1,822,067.69
NLV10B99	Cheyenne Peaking Basin	Closed	3,445,309.49
NLV10F02	Las Vegas Wash Main Branch, Cheyenne Avenue to Lake Mead Boulevard	Closed	353,900.87
NLV10H07	Las Vegas Wash - Lake Mead Blvd to Las Vegas Blvd	Closed	2,069,215.34
NLV10I09	Las Vegas Wash - Las Vegas Blvd to Cheyenne Ave	Closed	697,124.80
NLV10K11	LVW - LV Blvd to Cheyenne Avenue	Closed	6,382,656.86
NLV11A97	W. Trib Las Vegas Wash (Camino Al Norte to Ann Rd)	Closed	1,494,634.14
NLV11B97	W. Trib Las Vegas Wash, Ph II (Ann Rd to Centennial PKWY)	Closed	2,154,439.86
NLV12A97	Clayton Channel- WTLVW >Centennial PKWY> Allen Ln	Closed	40,408.90
NLV13A98	Tributary to the Western Tributary @ Craig Rd	Closed	801,419.92
NLV13B02	Tributary to the Western Tributary at Craig Road	Closed	5,443,730.21
NLV14A00	Tributary to the Western Tributary @ Alexander Rd	Closed	735,930.14
NLV15A00	Las Vegas Wash - Losee Project	Closed	87,613.81
NLV16A00	Simmons Street Channel	Closed	1,013,785.70
NLV17A00	Centennial Parkway Channel East	Closed	2,486,927.42
NLV17B08	Centennial Parkway Channel East	Closed	19,334,832.52
NLV17C16	Fifth Street Collector, Centennial Pkwy to Deer Springs Way	Open	726,079.00
NLV18A07	Colton Channel	Open	1,214,634.00
NLV18B07	Brooks Channel	Open	677,749.00
NLV18C07	Freeway Channel - Owens Avenue to Miller Avenue	Closed	1,528,308.05
NLV18D09	Freeway Channel - Owens Ave to Miller Ave, Phase I	Closed	4,389,989.00
NLV18E11	Freeway Channel - Owens Ave to Miller Avenue - Phase II	Closed	6,441,348.71
NLV18F13	Central Freeway Channel At Cheyenne	Open	772,549.00
NLV18H14	Brooks Channel	Open	5,751,000.00

**Regional Flood Control District
 Capital Improvement Projects - Cumulative Reporting
 Pay-As-You-Go Funding**

North Las Vegas

<u>PROJECT</u>	<u>NAME</u>	<u>STATUS</u>	<u>TOTAL</u>
NLV18116	Central Freeway Channel at Cheyenne	Open	11,300,000.00
			<u>\$166,044,971.96</u>
		Grand Total	<u>\$958,615,455.65</u>

Regional Flood Control District Capital Improvement Projects - Cumulative Reporting Bond Funding

Boulder City

<u>PROJECT</u>	<u>NAME</u>	<u>STATUS</u>	<u>TOTAL</u>
BOU01A87	Hemenway Wash	Closed	867,000.00
BOU04D02	West Airport Facilities	Closed	568,602.56
BOU04E03	Valley View, Red Mountain and DD Facilities	Closed	76,468.23
BOU04F05	Valley View and DD Facilities	Closed	632,017.12
BOU05D04	Veterans Memorial Detention Basin	Closed	3,236,343.92
BOU05E04	Yucca Debris Basin, Collection & Outfall	Closed	69,028.25
BOU05F04	Bootleg Canyon Facilities	Closed	365,646.88
BOU05I10	Yucca Debris Basin, Collection and Outfall	Closed	1,189,960.47
			\$7,005,067.43

Clark County

<u>PROJECT</u>	<u>NAME</u>	<u>STATUS</u>	<u>TOTAL</u>
CLA02F92	Rawhide Channel Improv/McLeod-Mtn Vista	Closed	2,678,784.24
CLA03E92	Van Buskirk Channel/ Phase III Construction	Closed	884,145.27
CLA03F92	Van Buskirk Channel/Phase V/Harmon-Harrison & Tropicana	Closed	1,318,316.18
CLA03G92	Van Buskirk Channel / Phase IV	Closed	949,302.79
CLA03H93	Van Buskirk Channel / Phases IIA & VI Construction	Closed	7,076,269.80
CLA04J03	Flamingo Wash, Algonquin Dr to Maryland Parkway	Closed	3,708,620.21
CLA04K03	Flamingo Wash, I-515 to Boulder Highway	Closed	4,358,838.58
CLA04L03	Lower Flamingo Detention Basin	Closed	1,078,896.68
CLA04T09	Lower Flamingo Detention Basin	Closed	3,387,621.44
CLA04W16	Flamingo Wash, Eastern Avenue	Open	1,420,000.00
CLA06B93	Range Wash Confluence DB ROW & Construction	Closed	9,575,705.90
CLA07C03	Sloan Channel, Las Vegas Wash to Charleston	Closed	11,371,793.05
CLA08C98	Lower Duck Creek Detention Basin & Outfall Channel	Closed	12,823,423.07
CLA08T14	Duck Creek, Las Vegas Boulevard	Open	7,400,000.00
CLA09B99	Durango Collector (Twain to Hacienda)	Closed	9,485,138.68
CLA10B99	Tropicana Wash, Paradise Road to Koval Lane	Closed	2,087,199.75
CLA10C03	Tropicana North Branch Detention Basin	Closed	3,763,800.00
CLA10E09	Tropicana North Branch Detention Basin	Closed	950,229.12
CLA12C99	Desert Inn Detention Basin & Collection System	Closed	5,327,982.96
CLA13C98	Lakes DB Collection System	Closed	17,986,141.42
CLA14B99	Duck Creek Channel (Hollywood Blvd to Stephaine St)--ROWA	Closed	1,598,918.50
CLA14M03	Duck Creek, Broadbent Blvd Bridge and Channel	Closed	2,176,640.38
CLA14N03	Duck Creek, Broadbent Blvd to Boulder Highway	Closed	5,832,117.22
CLA14P03	Duck Creek, Eldorado Lane to Spencer Street	Closed	343,994.59
CLA14Q04	Duck Creek, Topaz Street to Eastern Avenue	Closed	2,119,552.08
CLA14W11	Duck Creek, Robindale to I-215	Closed	650,561.15
CLA15B99	Colorado Avenue Storm Drain System	Closed	15,259,421.39
CLA15E13	LVW-Sloan to Stewart-Flam Wash below Nellis	Open	82,884,000.00
CLA15F16	Las Vegas Wash - Water Reclamation Channel	Open	3,400,000.00
CLA16L09	Lower Blue Diamond Detention Basin	Closed	2,581,701.25

Regional Flood Control District Capital Improvement Projects - Cumulative Reporting Bond Funding

Clark County

<u>PROJECT</u>	<u>NAME</u>	<u>STATUS</u>	<u>TOTAL</u>
CLA16M09	Blue Diamond Wash Wigwam, UPRR to Rainbow Blvd	Closed	5,067,171.04
CLA16N09	Blue Diamond Wash Wigwam, UPRR to Jones Blvd	Closed	0.00
CLA17A98	Blue Diamond Chnl/Durango Dr - Rainbow Blvd (Beltway 7B)	Closed	1,021,760.73
CLA17D04	Blue Diamond Channel - Jones Branch	Closed	641,602.04
CLA18A98	Red Rock Channel/Russell Rd - Hualapai Way	Closed	1,793,162.82
CLA19D03	Red Rock Channel, Naples Branch	Closed	9,885,236.80
CLA26D11	Flamingo Diversion-South Buffalo Branch, Flamingo Wash to Sunset Rd	Closed	7,030,263.37
CLA27D13	Flamingo Diversion - Rainbow Branch	Open	10,570,000.00
			\$260,488,312.50

Clark County Outlying

<u>PROJECT</u>	<u>NAME</u>	<u>STATUS</u>	<u>TOTAL</u>
IND01B04	Indian Springs Detention Basin	Closed	2,650,794.34
LAU01B92	Unnamed Wash, Laughlin	Closed	2,577,722.08
LAU02C94	Hiko Springs, Laughlin	Closed	1,200,000.00
			\$6,428,516.42

Henderson

<u>PROJECT</u>	<u>NAME</u>	<u>STATUS</u>	<u>TOTAL</u>
HEN01D91	Pittman Wash Channel - Phase II Construction	Closed	2,071,148.80
HEN01E93	Pittman Wash Channel Phase IIIA Construction	Closed	776,682.83
HEN03B92	UPRR Channel Construction	Closed	2,149,477.47
HEN04C93	Mission Hills System Construction	Closed	5,503,671.37
HEN04D94	C-1 Channel / Lake Mead Dr. - Burkholder	Closed	3,398,432.50
HEN04E96	Mission Hills Western Interceptor Diversion	Closed	2,100,000.00
HEN04J99	Black Mountain Detention Basin & Outfall	Closed	5,233,184.00
HEN04L01	C-1 Chnl, Mdl & Upr Reaches-Phi: Burkholder - Boulder HWY	Closed	4,784,787.10
HEN04M03	C-1 Channel, Upper & Middle Reaches - Vermillion Dr - Boulder HWY	Closed	3,689,653.67
HEN05B98	Pioneer DB Outfall	Closed	2,952,988.96
HEN05F12	Pioneer Detention Basin Expansion and Inflow	Closed	1,330,852.11
HEN05G16	Horizon Ridge Detention Basin	Open	8,294,400.00
HEN06J13	Equestrian Detention Basin Expansion	Open	1,098,200.00
HEN06K13	Equestrian Tributary, Phase II	Closed	2,147,066.76
HEN07C11	Pittman Park Peaking Basin Modification	Closed	0.00
HEN12D03	Pittman Wash - Burns	Closed	257,326.75
HEN12E05	Gibson Conveyance System	Closed	2,164,571.54
HEN12J16	Palm Hills Channel	Open	2,830,880.00
HEN13B03	Boulder Highway Channel	Closed	6,534,523.99
HEN15B02	Pittman Wash Railroad Channel, Phase I (Resol. No. 02-6)	Closed	1,989,679.32
HEN15C04	Pittman Wash Railroad Channel, US-95 to Major Avenue	Closed	5,537,919.81
HEN18A03	Drake Channel	Closed	75,265.32
HEN19A03	Northeast Detention Basin and Levee	Closed	1,134,804.61

Regional Flood Control District Capital Improvement Projects - Cumulative Reporting Bond Funding

Henderson

<u>PROJECT</u>	<u>NAME</u>	<u>STATUS</u>	<u>TOTAL</u>
HEN20B04	C-1 Channel, US-95 Tributary 1	Closed	1,522,849.50
HEN23B16	Center Street Storm Drain	Open	9,731,435.15
			<u>\$77,309,801.56</u>

Las Vegas

<u>PROJECT</u>	<u>NAME</u>	<u>STATUS</u>	<u>TOTAL</u>
LAS01E13	Angel Park Detention Basin Expansion	Closed	4,085,640.34
LAS02E92	Buffalo Channel/Summerlin Pkwy-Vegas Dr.	Closed	1,911,377.65
LAS03C91	Gowan Detention Basin	Closed	7,184,517.75
LAS04D92	Oakey Detention Basin & Conveyance	Closed	6,887,121.59
LAS05E03	Oakey - Meadows Storm Drain	Open	5,470,354.00
LAS05F03	Alta Parallel System	Closed	2,093,934.39
LAS05K15	Oakey-Meadows Storm Drain, Phase III	Open	24,961,221.00
LAS09C91	Washington Ave./Sandhill Outlet	Closed	1,496,312.93
LAS09E93	Washington Ave. / Virgil-Lena	Closed	2,862,675.33
LAS09N99	Upr Wash Ave Conv Sys, Ph II: Veterans Memorial Dr - UPRR	Closed	6,279,449.66
LAS09O99	Freeway Channel - Alta Dr to Sahara Ave & Bypass Facility	Closed	36,285,968.75
LAS09T04	Freeway Channel, Charleston Lateral	Closed	4,336,897.56
LAS10C94	Lone Mtn. Detention Basin	Closed	315,482.25
LAS10I98	Gowan North Channel, Ph II/Durango Dr	Closed	5,455,374.03
LAS10T02	Gowan North System - Ph III: Alexander Rd to Lone Mtn Rd	Closed	7,539,040.96
LAS10V03	GNC - Lone Mountain Road (El Capitan Way to the Western Beltway)	Closed	634,984.37
LAS10W04	Lone Mountain System, Lone Mtn DB Outfall to Durango	Closed	2,734,160.02
LAS10X05	Ann Road Detention Basin Facilities (CAM 10 DB)	Closed	9,317,720.04
LAS14D14	Freeway Channel-Washington, MLK to Rancho Drive	Open	11,405,343.00
LAS16D01	Ann Road, Allen Lane to Rancho Drive	Closed	7,069,867.82
LAS16E04	Rancho Detention Basin, Phase II	Closed	464,510.86
LAS16F04	Rancho Road System (El Campo Grande Storm Drain)	Closed	573,652.99
LAS17E03	Peak Drive System (Jones Blvd to Michael Way)	Closed	456,338.90
LAS19C05	Owens Avenue System (Vegas Dr Storm Drain) - Michael Way to Rancho Drive	Closed	1,596,671.67
LAS21A03	Upper Las Vegas Wash Facility Study	Closed	243,392.60
LAS22A03	Decatur/Elkhorn/Rainbow System Predesign	Closed	368,594.70
LAS22M09	Las Vegas Wash - Rainbow (Elkhorn Rd to Grand Teton Dr)	Closed	7,696,565.04
LAS22N09	Las Vegas Wash - Decatur & Elkhorn, CC 215	Closed	25,788,320.03
LAS22O09	N & S Environ Enhancement Areas - Floyd Lamb Park	Closed	25,314,907.94
LAS22P09	Elkhorn Springs & Buffalo Storm Drain	Closed	1,567,520.54
LAS24F10	Gowan Outfall - Lone Mountain Branch (Rancho to Decatur)	Closed	10,109,824.95
LAS26D14	Grand Teton - Hualapai to Tee Pee	Closed	6,245,247.37
LAS28A10	Langtry Channel Bonanza to Washington Avenue	Closed	1,002,676.43
			<u>\$229,755,667.46</u>

Regional Flood Control District Capital Improvement Projects - Cumulative Reporting Bond Funding

Mesquite

<u>PROJECT</u>	<u>NAME</u>	<u>STATUS</u>	<u>TOTAL</u>
MES01B89	Town Wash Detention Basin (Design & Construction)	Closed	3,692,545.65
MES01D10	Town Wash Conveyance, I-15 to the Virgin River	Closed	7,366,966.99
MES02B03	Abbott Wash Conveyance System, Pioneer Blvd to the Virgin River	Closed	10,625,472.16
			<u>\$21,684,984.80</u>

North Las Vegas

<u>PROJECT</u>	<u>NAME</u>	<u>STATUS</u>	<u>TOTAL</u>
NLV01D03	Upper Las Vegas Wash	Closed	31,132,709.75
NLV01F09	Tropical Parkway Channel East	Closed	5,900,026.83
NLV01I14	Ann Road Channel East, ULVW to Fifth Street	Open	5,838,100.00
NLV03D93	West Range Wash Diversion Dike	Closed	2,251,608.79
NLV04D04	Gowan Outfall - Lone Mountain Branch, Decatur Blvd to Channel	Closed	1,179,589.48
NLV04H09	Simmons Street Drainage Improvements - Gowan Outfall	Closed	2,280,988.68
NLV04J14	Simmons Street Drainage Impvments-Alexander to Gowan Outfall	Open	16,066,600.00
NLV05B92	Upper Las Vegas Wash Detention Basin Construction	Closed	8,010,318.87
NLV06B93	Kyle Detention Basin	Closed	5,037,000.00
NLV08B97	Lower Las Vegas Wash Detention Basin Construction	Closed	4,433,240.98
NLV09B99	Vandenberg Detention Basin	Closed	5,347,006.76
NLV09H14	Centennial Collector	Open	2,933,250.00
NLV10E03	"A" Channel Three Bridges Project (Cheyenne Ave, Las Vegas Blvd, and Carey	Closed	9,966,315.63
NLV10G03	Cheyenne Peaking Basin, Collection & Outfall - Alexander Rd to Cheyenne Av	Closed	15,482,525.64
NLV10J10	LV Wash Main Branch-LV Blvd. to Lake Mead Blvd.	Closed	21,161,048.84
NLV11C98	W. Trib Las Vegas Wash Chnl, Ph I (Ann Rd - Clayton St)	Closed	7,898,144.87
NLV11D99	W. Trib Las Vegas Wash, Ph III (LLVWDB to Camino Al Norte)	Closed	2,499,963.56
NLV11E99	W. Trib of the Las Vegas Wash, Ph II (Ann to Centennial)	Closed	7,772,320.98
NLV14B03	Tributary to the Western Tributary @ Alexander Rd	Closed	7,636,332.88
NLV15B03	Las Vegas Wash - Losee Road	Closed	1,142,595.43
NLV16B03	Simmons Street Channel	Closed	4,885,102.93
NLV18G14	Colton Avenue Flood Control Improvements	Open	7,535,000.00
			<u>\$176,389,790.90</u>
		Grand Total	<u>\$779,062,141.07</u>

FY2016-17 PROJECTS FUNDED SUMMARY

Facility Description	Project Number	Project Scope (1)	Year-1 Programmed (2)	Year-2/Year-3 Programmed (2)/(3)	Funding Amount (4)	Approval Date	Item #
HENDERSON (Southeast Las Vegas Valley)							
Center Street Storm Drain - 1st Supplemental	HEN23B16	Construction	470,035.15	0.00	470,035.15	8/11/2016	13
Pittman North Detention Basin and Outfall	HEN16A01	Design	207,440.00	0.00	207,440.00	12/8/2016	13
Pioneer Detention Basin Expansion and Inflow (Construction) - Closeout	HEN05F12	Construction	(158,365.89)	0.00	(158,365.89)	9/8/2016	7
Pittman North Detention Basin and Outfall		Construction	0.00	8,167,844.00			
Pittman North Detention Basin and Outfall, Phase II Starr Avenue - 1st Supplemental	HEN16E15	Construction	465,021.00	0.00	465,021.00	9/8/2016	14a
Equestrian Tributary Phase II - Closeout	HEN06IO9	Design	(79,273.86)	0.00	(79,273.86)	12/8/2016	8
Equestrian Tributary Phase II - Closeout	HEN06K13	Construction	(215,651.24)	0.00	(215,651.24)	12/8/2016	8
Whitney Wash Channel (Design) - Closeout	HEN07D09	Design	(161,690.33)	0.00	(161,690.33)	12/8/2016	8
Pittman Wash UPRR to Santiago (Construction) - Closeout	HEN07E11	Construction	(778,590.17)	0.00	(778,590.17)	12/8/2016	8
Pittman Wash UPRR to Santiago (Design) - Closeout	HEN07B09	Design	(31,140.79)	0.00	(31,140.79)	1/12/2017	8
		Henderson Total	(\$282,216.13)	\$8,167,844.00	(\$282,216.13)		
HENDERSON 3-YEAR TOTALS:			PROJECTS PROGRAMMED	\$7,885,627.87			
			ESTIMATED RESOURCES	\$9,791,140.00			
			REMAINING RESOURCES	\$10,073,356.13			

LAS VEGAS (Central Las Vegas Valley)							
Centennial Parkway Channel West - US 95, CC215 to Grand Teton	LAS23I17	Construction	0.00	27,671,863.00	27,671,863.00		
Flamingo - Boulder Highway North - Boulder Hwy, Sahara to Charleston		Construction	0.00	17,186,646.00			
Flamingo - Boulder Hwy, North, Charleston - Main to Boulder Hwy		Design	309,707.00	0.00			
Flamingo - Boulder Hwy, North, Charleston - Maryland to Boulder Hwy, and Maryland Parkway System	LAS29C16	Design	1,215,549.00	0.00	1,215,549.00	9/8/2016	16
Freeway Channel - Washington, Rancho to Valley View		Design	499,294.00	0.00			
Gowan North - Buffalo Branch, Lone Mountain to Washburn		Construction	6,610,993.00	0.00			
Gowan North - El Capitan Branch, Lone Mtn to Ann Road		Construction	0.00	8,989,204.00			
Gowan North - El Capitan Branch, Lone Mtn to Ann Road - 1st Supplemental	LAS24J15	Design	125,000.00	0.00	125,000.00	7/14/2016	10b
Gowan North-Buffalo Branch, Lone Mtn to Washburn Rd - 3rd Supplemental	LAS24H13	Design	138,000.00	0.00	138,000.00	7/14/2016	10a
Rancho Road System - Elkhorn, Grand Canyon to Hualapai - 1st Supplemental	LAS16P15	Design	284,248.00	0.00	284,248.00	10/13/2016	11
Las Vegas Wash - Rainbow (Elkhorn Rd to Grand Teton Dr) (Construction) - Closeout	LAS22M09	Construction	(160,524.96)	0.00	(160,524.96)	1/12/2017	8
LVW - Grand Teton, Mountain Spa to Durango Drive (Design) - Closeout	LAS22K08	Design	(19,199.77)	0.00	(19,199.77)	1/12/2017	8
Freeway Channel - Washington, MLK to Rancho Drive - 3rd Supplemental	LAS14D14	Construction	650,000.00	0.00	650,000.00	2/9/2017	11a
Brent Drainage System - Floyd Lamb Park to Durango Drive - 2nd Supplemental	LAS22T15	Construction	1,150,000.00	0.00	1,150,000.00	2/9/2017	12a
Gowan Outfall, Alexander Road - Decatur Boulevard to Simmons Street	NLV04K17	Design	1,931,156.00	0.00	1,931,156.00	2/9/2017	10
		Las Vegas Total	\$12,734,222.27	\$53,847,713.00	\$32,986,091.27		
LAS VEGAS 3-YEAR TOTALS:			PROJECTS PROGRAMMED	\$66,581,935.27			
			ESTIMATED RESOURCES	\$70,938,585.00			
			REMAINING RESOURCES	\$37,952,493.73			

FY2016-17 PROJECTS FUNDED SUMMARY

Facility Description	Project Number	Project Scope (1)	Year-1 Programmed (2)	Year-2/Year-3 Programmed (2)/(3)	Funding Amount (4)	Approval Date	Item #
NORTH LAS VEGAS (Northern Las Vegas Valley)							
Beltway Collection System - Pecos		Design	428,946.00	0.00			
Beltway Detention Basin & Channel		Construction	7,574,572.00	0.00			
Central Freeway Channel at Cheyenne	NLV18I16	Construction	11,300,000.00	0.00	11,300,000.00	12/8/2016	15b
Fifth Street Collector - Centennial to Deer Springs	NLV17C16	Design	726,079.00	0.00	726,079.00	10/10/2016	12
Hollywood System, Centennial Pkwy to Speedway #2 Detention Basin	NLV03G17	Design	897,470.00	0.00	897,470.00		
Hollywood System, Dunes South Detention Basin to Centennial Parkway		Construction	0.00	17,828,525.00			
Orchard Detention Basin - 12th Supplemental	CLA21A00	Design	375,000.00	0.00	375,000.00	9/8/2016	12a
Orchard Collector - Charleston to Linden		Construction	238,679.00	0.00			
Owens Detention Basin & Outfall		Design	364,638.00	0.00			
Owens Detention Basin & Outfall		ROW	0.00	505,632.00			
Range Wash - Ann Branch	NLV03F17	Design	1,081,889.00	0.00	1,081,889.00		
Vandenberg North Detention Basin, Collection & Outfall		Construction	0.00	12,112,521.00			
Orchard Detention Basin (Construction)-Closeout	CLA21B12	Construction	(720,113.65)	0.00	(720,113.65)	10/13/2016	7
Centennial Parkway Channel East (Design) - Closeout	NLV17A00	Design	(767,172.58)	0.00	(767,172.58)	1/12/2017	8
		North Las Vegas Total	\$21,499,986.77	\$30,446,678.00	\$12,893,151.77		
NORTH LAS VEGAS 3-YEAR TOTALS:		PROJECTS PROGRAMMED	\$51,946,664.77				
		ESTIMATED RESOURCES	\$54,588,410.00				
		REMAINING RESOURCES	\$41,695,258.23				

CLARK COUNTY (Southwest Las Vegas Valley and Outlying Areas)							
Airport Channel - Naples		Construction	0.00	2,802,041.00			
Blue Diamond Channel 02, Decatur - Pyle to Richmar		Construction	6,272,077.00	0.00			
Blue Diamond Wash Pebble		Construction	0.00	2,344,984.00			
Blue Diamond Wash Railroad		ROW	310,657.00	0.00			
Duck Creek at Dean Martin	CLA08W16	Construction	3,787,357.00	0.00	3,787,357.00	10/13/2016	12a
Duck Creek Haven Street		Construction	0.00	3,916,835.00			
Duck Creek Jones Boulevard		Construction	0.00	2,119,070.00			
Duck Creek Wash, El Camino to Rainbow		Construction	0.00	600,000.00			
Duck Creek, Sunset to Sandhill (Construction) - Closeout	HEN24B13	Construction	(679,921.17)	0.00	(679,921.17)	8/11/2016	7
F4 Patrick Lane/ Fort Apache Road Lateral		Construction	950,000.00	0.00			
F4 Patrick Lane/ Fort Apache Road Lateral (Design) - Closeout	CLA01B04	Design	0.00	0.00	0.00	9/2/2017	7
Flamingo Wash - Industrial Rd. to Hotel Rio Dr.		Construction	0.00	1,400,000.00			
Silverado Ranch Detention Basin and Outfall Facilities - 1st Supplemental	CLA08S13	Design	1,100,000.00	0.00	1,100,000.00	9/8/2016	15
Tropicana Wash at Swenson Street - 5th Supplemental	CLA10D07	Design	44,900.00	0.00	44,900.00	8/11/2016	12
Tropicana Wash at Swenson Street (Design)-Closeout	CLA10D07	Design	(253.80)	0.00	(253.80)	1/12/2017	8
Fairgrounds - Detention Basin (Whipple Street)		Design	350,000.00	0.00			
Fairgrounds - Detention Basin (Whipple Street)		Construction	0.00	9,829,023.00			
Goodsprings - Phase I		Construction	0.00	844,034.00			
Muddy River Logandale Levee - 2nd Supplemental	MOA01H15	Construction	1,650,000.00	0.00	1,650,000.00	9/8/2016	12b
Searchlight - South, Encinitas St. Storm Drain		Construction	0.00	1,481,124.00			
SR 163 at Casino Drive		Construction	889,222.00	0.00			
		Clark County Total	\$14,674,038.03	\$25,337,111.00	\$5,902,082.03		
CLARK COUNTY 3-YEAR TOTALS:		PROJECTS PROGRAMMED	\$40,011,149.03				
		ESTIMATED RESOURCES	\$47,386,815.00				
		REMAINING RESOURCES	\$41,484,732.97				

CITY OF MESQUITE							
Town Wash - Mesa Boulevard, El Dorado to Town Wash		Design	283,323.00	0.00			
Virgin River Flood Wall		Construction	0.00	2,874,704.00			
		City of Mesquite Total	\$283,323.00	\$2,874,704.00	\$0.00		
MESQUITE 3-YEAR TOTALS:		PROJECTS PROGRAMMED	\$3,158,027.00				
		ESTIMATED RESOURCES	\$5,399,813.00				
		REMAINING RESOURCES	\$5,399,813.00				

FY2016-17 PROJECTS FUNDED SUMMARY

Facility Description	Project Number	Project Scope (1)	Year-1 Programmed (2)	Year-2/Year-3 Programmed (2)/(3)	Funding Amount (4)	Approval Date	Item #
----------------------	----------------	-------------------	-----------------------	----------------------------------	--------------------	---------------	--------

BOULDER CITY							
Hemenway System, Phase IIA Improvements	BOU01D17	Construction	2,222,694.00	0.00	2,222,694.00	9/2/2017	13b
Hemenway System, Phase IIB Improvements		Construction	0.00	456,921.00			
Boulder City Total			\$2,222,694.00	\$456,921.00	\$2,222,694.00		

BOULDER CITY 3-YEAR TOTALS:	PROJECTS PROGRAMMED	\$2,679,615.00
	ESTIMATED RESOURCES	\$4,466,587.00
	REMAINING RESOURCES	\$2,243,893.00

SUMMARY	
TOTAL 3-YEAR PROJECTS PROGRAMMED (2)	\$172,263,018.94
TOTAL ESTIMATED RESOURCES (Year-1)	\$95,570,964.00
TOTAL REMAINING DESIGN PROJECTS (Year-1)	\$2,235,908.00
TOTAL PROJECTS FUNDED (Year-1)	\$53,721,802.94
CURRENT AVAILABLE CONSTRUCTION RESOURCES (Year-1)	\$39,613,253.06

LOCAL DRAINAGE (5)							
Washington/Hollywood Storm Drain (Construction)- Closeout	CLD20A12	Construction	0.00	0.00	(16,200.00)	9/8/2016	7
Buckskin Avenue Storm Drain	LLD10B13	Construction	342,354.00	0.00	342,354.00	12/8/2016	14
Local Drainage Total			\$342,354.00	\$0.00	\$326,154.00		

Notes:

- (1) Construction typically includes Construction and/or Construction Administration. Design typically includes Predesign, Design, Right-of-way, Environmental, and/or Other.
- (2) Includes amendments to the Ten-Year Construction Program.
- (3) Year-2/Year-3 do not include design projects. Design projects are not eligible for acceleration.
- (4) Action is being taken in current month on projects in bold/italics.
- (5) Local Drainage projects are not part of the Ten-Year Construction Program.

ESTIMATED FUNDING SCHEDULE

	Funding Requests Received		Estimated Resources for CIP	Priority
Mar-17	ESTIMATED REMAINING FISCAL YEAR			
	CIP RESOURCES		\$54,388,116	
	Centennial Parkway Channel West - US 95, CC 215 to Grand Teton (Construction)	LAS23117 \$27,671,863 00	\$26,716,253	
	Hollywood System, Centennial Pkwy to Speedway #2 Detention Basin (Design)	NLV03G17 \$897,470 00	\$25,818,783	
	Range Wash - Ann Branch (Design)	NLV03F17 \$1,081,889 00	\$24,736,894	
No Projects Awaiting Funding		\$0 00		

Notes: (1) Estimated CIP resources are from the FY2016-17 Ten-Year Construction Program and may be adjusted for current economic conditions.

CLARK COUNTY
REGIONAL FLOOD CONTROL DISTRICT

AGENDA ITEM

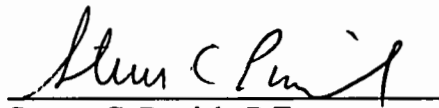
SUBJECT:
TEN YEAR CONSTRUCTION PROGRAM AMENDMENTS
PETITIONER:
STEVEN C. PARRISH, P.E., GENERAL MANAGER/CHIEF ENGINEER
RECOMMENDATION OF PETITIONER:
ADOPT AMENDMENTS TO THE TEN YEAR CONSTRUCTION PROGRAM (FOR POSSIBLE ACTION)

FISCAL IMPACT: None.

BACKGROUND: In accordance with Policies and Procedures Section II.B.9 general amendments can be processed to address scheduling changes and/or the need for additional funding. This agenda item addresses requested changes in funding, positive and negative, associated with this agenda as they impact the Ten Year Construction Program (TYCP). Also included are amendments from the City of Las Vegas. Amendments to the TYCP are shown for:

Project Description	Project Number	Item No. / Action	Current TYCP Amount	Requested Amendment Amount
Range Wash – Ann Branch	NLV03F17	Item #10a Original	\$ 1,917,742.00	\$ 1,081,889.00
Centennial Parkway Channel West – US95, CC215 to Grand Teton	LAS23I17	Item #11b Original	\$23,834,204.00	\$27,671,863.00

Respectfully submitted,


 Steven C. Parrish, P.E.
 General Manager/Chief Engineer

TAC AGENDA ITEM #05 Date: 02/23/17	RFCD AGENDA ITEM # Date: 03/09/17
CAC AGENDA ITEM #05 Date: 02/27/17	

Regional Flood Control District
AGENDA ITEM DEVELOPMENT

Staff Discussion:	Date: 02/13/17
TEN YEAR CONSTRUCTION PROGRAM AMENDMENTS	
In accordance with Policies and Procedures Section II.B.9 general amendments can be processed to address scheduling changes and/or the need for additional funding. This agenda item addresses requested changes in funding, positive and negative, associated with this agenda as they impact the Ten Year Construction Program (TYCP). Also included are amendments from the City of Las Vegas.	
Staff Recommendation:	
Approve.	
Discussion by Technical Advisory Committee:	AGENDA #05 Date: 02/23/17
Recommendation:	
Discussion by Citizens Advisory Committee:	AGENDA #05 Date: 02/27/17
Recommendation:	

CLARK COUNTY
REGIONAL FLOOD CONTROL DISTRICT
AGENDA ITEM

SUBJECT: TEN YEAR CONSTRUCTION PROGRAM AMENDMENT
PETITIONER: DAVID N. BOWERS, DIRECTOR CITY OF LAS VEGAS PUBLIC WORKS
RECOMMENDATION OF PETITIONER: IT IS RECOMMENDED THAT THE CLARK COUNTY REGIONAL FLOOD CONTROL DISTRICT ADOPT AMENDMENTS TO THE TEN YEAR CONSTRUCTION PROGRAM (FOR POSSIBLE ACTION)


FISCAL IMPACT: None by this action.

BACKGROUND:

The City of Las Vegas requests the following changes to the current Ten Year Construction Program:

1. Meadows – Charleston, Essex to Lindell – Move design from Year 5 (FY20/21) to Year 6 (FY21/22). Move construction and construction management from Year 8 (FY23/24) to Year 9 (FY24/25).
2. Boulder Highway Sahara Avenue – Eastern to Boulder Hwy – Move design from Year 6 (FY21/22) to Year 7 (FY22/23).
3. Sahara Avenue – Eastern Lateral – Move design from Year 6 (FY21/22) to Year 7 (FY22/23).
4. Boulder Highway Sahara Avenue – Maryland to Eastern - Move design from Year 6 (FY21/22) to Year 7 (FY22/23).
5. Gowan Box Canyon – Lone Mountain Road – Move construction and construction management from Year 3 (FY18/19) to Year 4 (FY19/20).
6. Brent Drainage System – Durango to El Capitan – Move design from Year 1 (FY16/17) to Year 2 (FY17/18). Move construction and construction management from Year 4 (FY19/20) to Year 5 (FY20/21).
7. Centennial Parkway Channel West – US95, CC215 to Durango and Centennial Parkway Channel West – US95, Durango to Grand Teton – Combine project and move construction and construction management to Year 2 (FY 17/18). Change project name to Centennial Parkway Channel West – US95, CC215 to Grand Teton.

Respectfully submitted,



David N. Bowers, Director
Department of Public Works

TAC AGENDA ITEM # 05 Date: 02/23/2017	RFCD AGENDA ITEM # Date: 03/09/2017
CAC AGENDA ITEM # 05 Date: 02/27/2017	

EXHIBIT C

CITY OF LAS VEGAS
10-YEAR CONSTRUCTION PROGRAM
Amended March 9, 2017

Fac. ID Mile Range	Existing Value/ Comments	Project Cost Per MPU	Total Plan	FIRST FIVE YEARS 7/2016 THRU 6/2021					SECOND FIVE YEARS 7/2021 THRU 6/2026					Funding Requests 16/17						
				(Year 1) FY 16/17	(Year 2) FY 17/18	(Year 3) FY 18/19	(Year 4) FY 19/20	(Year 5) FY 20/21	(Year 6) FY 21/22	(Year 7) FY 22/23	(Year 8) FY 23/24	(Year 9) FY 24/25	(Year 10) FY 25/26	Board Date	Amount	Amendment?	Project No.			
TOTAL PLAN																				
Annual Resources				\$901,545,815	\$52,982,985	\$46,363,637	\$50,636,749	\$239,087,473	\$43,044,788	\$47,068,163	\$51,261,102	\$55,867,904	\$221,546,334	\$51,298,701						
Unencumbered from previous year				\$42,587,979																
Cumulative Available Resources				\$821,066,943	\$44,438,917	\$23,680,760	\$13,380,327	\$75,803,878	\$67,321,089	\$13,536,779	\$19,112,269	\$19,556,548	\$69,266,679	\$80,478,873						
ENTITY RESOURCES				\$348,573,056	\$33,403,174	\$17,940,940	\$19,594,470	\$92,517,637	\$16,656,674	\$18,576,210	\$20,231,021	\$21,970,236	\$87,436,834	\$20,245,860						
Unencumbered from previous year				\$12,900,801																
Cumulative Available Resources				\$20,668,953	\$846,381	\$3,254,205	\$3,081,411	\$5,601,889	\$563,705	\$647,999	\$7,233,297	\$4,669,109	\$2,613,851							
ENTITY TOTAL				\$957,137,971	\$684,948,614	\$345,959,205	\$12,734,222	\$37,763,512	\$17,186,646	\$92,690,431	\$14,136,196	\$23,614,393	\$20,146,727	\$15,384,939	\$90,001,021	\$22,301,118		\$32,986,091		
HYDROGRAPHIC BASIN: CENTRAL				\$403,721,788	\$385,155,042	\$211,637,377	\$2,674,550	\$643,431	\$17,186,646	\$42,443,571	\$7,824,693	\$3,370,811	\$19,501,798	\$14,299,321	\$81,391,437	\$22,301,118		\$1,865,549		
SYSTEM: LV Wash I-15 Tributary				\$109,476,848	\$77,154,912	\$15,359,506	\$1,149,294	\$493,431	\$0	\$6,932,027	\$6,784,754	\$0	\$0	\$0	\$0	\$0		\$650,000		
PROJECT: Freeway Channel - Washington, Valley View to Decatur								\$493,431			\$359,457									
Design/Admin					\$727,252															
Right-of-way				LV15 0602	\$581,802															
Construction					\$5,199,850					\$6,425,297										
PROJECT: Freeway Channel - Washington, Rancho to Valley View								\$499,294		\$367,260										
Design/Admin					\$765,329															
Right-of-way				LV15 0528	\$612,263															
Construction					\$5,472,102					\$6,564,767										
PROJECT: Freeway Channel - Washington, MLK to Rancho								\$200,000									2/9/2017	\$200,000	YES	LAS14D14
3rd Supplement Design/Admin				LV15 0424, 0472 & 0474	\$1,007,949															
3rd Supplement Right-of-way					\$806,359															
3rd Supplement Construction					\$7,206,834					\$450,000							2/9/2017	\$450,000	YES	LAS14D14
SYSTEM: LV Wash Central				\$285,079,544	\$133,972,846	\$61,555,478	\$0	\$150,000	\$0	\$14,335,444	\$0	\$2,156,933	\$15,254,959	\$0	\$29,656,142	\$0		\$0		
PROJECT: Las Vegas Wash - Stewart to Bonanza								\$75,000		\$279,427										
Design/Admin					\$582,295															
Right-of-way				LVMD 1121 & 1149	\$465,836															
Construction					\$4,163,416					\$4,994,764										
PROJECT: Meadows - Charleston, Essex to Lindell										\$0	\$673,146		\$0	\$490,377			3/9/2017		Moved	
Design/Admin				MECN 0000, 0061	\$881,492															
Right-of-way					\$705,194															
Construction					\$6,302,669								\$0	\$8,765,481			3/9/2017		Moved	
PROJECT: Meadows - Charleston, Lindell to Rainbow												\$898,092		\$654,246						
Design/Admin				MECN 0123, 0223	\$1,176,062															
Right-of-way					\$940,848															
Construction					\$8,408,837									\$11,694,650						
PROJECT: Cedar Avenue Channel Improvements								\$75,000		\$421,288										
Design/Admin				CACN 0001 & 0035, CNST 0000	\$877,918															
Design/Admin					\$702,335															
Construction					\$6,277,116					\$7,530,526										
PROJECT: Owens Avenue East - LV Wash to Mojave										\$1,109,440		\$808,210								
Design/Admin				LVOE 0000	\$1,541,300															
Right-of-way					\$1,233,040															
Construction					\$11,020,297								\$14,446,749							
PROJECT: Owens Avenue East - Mojave to Eastern											\$585,695		\$426,670							
Design/Admin				LVOE 0085	\$766,974															
Right-of-way					\$613,579															
Construction					\$5,483,861									\$7,626,718						

EXHIBIT C

CITY OF LAS VEGAS
10-YEAR CONSTRUCTION PROGRAM
Amended March 9, 2017

Fac. ID Mile Range	Existing Value/ Comments	Project Cost Per MPU	Total Plan	FIRST FIVE YEARS 7/2016 THRU 6/2021					SECOND FIVE YEARS 7/2021 THRU 6/2026					Board Date	Amount	Amendment?	Project No.					
				(Year 1) FY 16/17	(Year 2) FY 17/18	(Year 3) FY 18/19	(Year 4) FY 19/20	(Year 5) FY 20/21	(Year 6) FY 21/22	(Year 7) FY 22/23	(Year 8) FY 23/24	(Year 9) FY 24/25	(Year 10) FY 25/26									
TOTAL PLAN				Annual Resources	\$901,545,815	\$52,982,985	\$46,363,637	\$50,636,749	\$239,087,473	\$43,044,788	\$47,068,163	\$51,261,102	\$55,667,904	\$221,546,334	\$51,298,701							
Unencumbered from previous year				Cumulative Available Resources	\$821,066,943	\$44,438,917	\$23,680,760	\$13,380,327	\$75,803,878	\$67,321,089	\$13,536,779	\$19,112,269	\$19,556,548	\$69,266,679	\$80,478,873							
ENTITY RESOURCES				Annual Resources	\$348,573,056	\$33,403,174	\$17,940,940	\$19,594,470	\$92,517,637	\$16,656,674	\$18,576,210	\$20,231,021	\$21,070,236	\$87,436,834	\$20,245,860							
Unencumbered from previous year				Cumulative Available Resources	\$20,668,953	\$846,381	\$3,254,205	\$3,081,411	\$5,601,899	\$563,705	\$647,999	\$7,233,297	\$4,668,109	\$2,613,851								
ENTITY TOTAL					\$957,137,971	\$684,948,614	\$345,959,205	\$12,734,222	\$37,763,512	\$17,186,646	\$92,690,431	\$14,136,196	\$23,614,393	\$20,146,727	\$15,384,939	\$90,001,021	\$22,301,118	\$32,986,091				
SYSTEM: Sahara Boulder Highway					\$9,165,396	\$174,027,284	\$134,722,393	\$1,525,255	\$0	\$17,186,646	\$21,176,100	\$1,039,939	\$1,213,878	\$4,246,840	\$14,299,321	\$51,733,295	\$22,301,118	\$1,215,549				
PROJECT: Boulder Highway Sahara Avenue - Eastern to Boulder Hwy																						
Design/Admin		Design Started 09/10	\$1,584,691									\$0	\$1,246,444		\$881,568			3/9/2017	Moved			
Right-of-way	BHSA 0000, 0026	LAS27A09	\$1,267,753	\$17,886,043																		
Construction			\$11,330,541												\$15,758,031			3/9/2017	Moved			
PROJECT: Sahara Avenue - Eastern Lateral																						
Design/Admin			\$301,160									\$0	\$236,878		\$167,536			3/9/2017	Moved			
Right-of-way	SAEA 0000		\$240,928	\$3,399,126																		
Construction			\$2,153,296												\$2,994,712			3/9/2017	Moved			
PROJECT: Boulder Highway Sahara Avenue - Maryland to Eastern																						
Design/Admin			\$1,451,440									\$0	\$1,141,635		\$807,440			3/9/2017	Moved			
Right-of-way	BHSA 0075		\$1,161,152	\$16,382,072																		
Construction			\$10,377,798												\$14,432,996			3/9/2017	Moved			
PROJECT: Boulder Highway Sahara Avenue - LV Blvd to Maryland																						
Design/Admin			\$2,062,012										\$1,621,882			\$1,181,516						
Right-of-way	BHSA 0175		\$1,649,610	\$23,923,000																		
Construction			\$14,743,385													\$21,119,601						
PROJECT: Flamingo - Boulder Hwy. North, Charleston - Main to Maryland																						
Design/Admin			\$474,725					\$309,707											9/8/2016	TYCP Amend		
Right-of-way	FLBN 0281, 0312		\$379,780	\$4,609,558					\$227,807													
Construction			\$3,394,278						\$4,072,045										9/8/2016	TYCP Amend		
PROJECT: Flamingo - Boulder Highway North - Boulder Hwy, Sahara to Charleston																						
Design/Admin		Design started in 15/16	\$1,954,412						\$910,551													
Right-of-way	FLBN 0038	LAS29B15	\$1,563,530	\$17,186,646																		
Construction			\$13,974,050						\$16,276,095													
PROJECT: Flamingo - Boulder Hwy North, Charleston - Boulder Hwy to Maryland Parkway and Maryland Pkwy System																						
Design/Admin	FLBN 0167, 0180, 0205 &		\$1,863,218					\$1,210,549											9/8/2016	\$1,210,549	YES	LAS29C16
Right-of-way	FLMP 0000		\$1,490,575	\$18,091,797				\$5,000											9/8/2016	\$5,000	YES	LAS29C16
Construction			\$13,322,013						\$15,982,143										9/8/2016		TYCP Amend	
PROJECT: Las Vegas Wash - Bonanza - Las Vegas Wash to Lamb																						
Design/Admin			\$1,094,511									\$811,472			\$591,145							
Right-of-way	LVBZ 0000		\$875,809	\$11,969,339																		
Construction			\$7,825,754												\$10,566,721							
PROJECT: Las Vegas Wash - Bonanza - Lamb to Pecos																						
Design/Admin			\$1,589,587									\$1,213,878			\$884,292							
Right-of-way	LVBZ 0064, 0114		\$1,271,670	\$17,904,890																		
Construction			\$11,365,550												\$15,806,720							
PROJECT: Flamingo - Boulder Hwy. North, Main St.																						
Design/Admin		Design Started 10/11	\$308,156									\$228,467			\$166,433							
Right-of-way	FLBN 0342	LAS29A10	\$246,524	\$3,369,922																		
Construction		Engr's Est.	\$2,203,311												\$2,975,020							

EXHIBIT C

CITY OF LAS VEGAS
10-YEAR CONSTRUCTION PROGRAM
Amended March 9, 2017

Fac. ID Mile Range	Existing Value/ Comments	Project Cost Per MPU	Total Plan	FIRST FIVE YEARS 7/2016 THRU 6/2021					SECOND FIVE YEARS 7/2021 THRU 6/2026					Board Date	Amount	Amendment?	Project No.			
				(Year 1) FY 16/17	(Year 2) FY 17/18	(Year 3) FY 18/19	(Year 4) FY 19/20	(Year 5) FY 20/21	(Year 6) FY 21/22	(Year 7) FY 22/23	(Year 8) FY 23/24	(Year 9) FY 24/25	(Year 10) FY 25/26							
TOTAL PLAN				Annual Resources	\$901,545,815	\$52,982,985	\$46,363,637	\$50,636,749	\$239,087,473	\$43,044,788	\$47,068,163	\$51,261,102	\$55,667,904	\$221,546,334	\$51,298,701					
Unencumbered from previous year				Cumulative Available Resources	\$821,066,943	\$44,438,917	\$23,680,760	\$13,380,327	\$75,803,878	\$67,321,089	\$13,536,779	\$19,112,269	\$19,556,548	\$69,266,679	\$80,478,873					
ENTITY RESOURCES				Annual Resources	\$348,573,056	\$33,403,174	\$17,940,940	\$19,594,470	\$92,517,637	\$16,656,674	\$18,576,210	\$20,231,021	\$21,970,236	\$87,436,834	\$20,245,860					
Unencumbered from previous year				Cumulative Available Resources	\$20,668,953	\$846,381	\$3,254,205	\$3,081,411	\$5,601,889	\$563,705	\$647,999	\$7,233,297	\$4,869,109	\$2,613,851						
ENTITY TOTAL					\$957,137,971	\$684,948,614	\$345,959,205	\$12,734,222	\$37,763,512	\$17,186,646	\$92,690,431	\$14,136,196	\$23,614,393	\$20,146,727	\$15,384,939	\$90,001,021	\$22,301,118	\$32,986,091		
HYDROGRAPHIC BASIN: GOWAN					\$293,217,265	\$158,747,407	\$94,729,979	\$8,805,149	\$8,989,204	\$0	\$46,351,914	\$0	\$20,243,582	\$644,929	\$1,085,618	\$8,609,584	\$0	\$2,194,156		
SYSTEM: Gowan North					\$166,668,680	\$158,433,211	\$94,729,979	\$8,805,149	\$8,989,204	\$0	\$46,351,914	\$0	\$20,243,582	\$644,929	\$1,065,618	\$8,609,584	\$0	\$2,194,156		
PROJECT: Gowan Box Canyon - Lone Mountain Road																				
	Design/Admin								\$0	\$261,346							3/9/2017	Moved		
	Right-of-way	GOBX 0015	Design started in 15/16	\$544,616																
	Construction		LAS24H15	\$435,693													3/9/2017	Moved		
				\$3,894,007					\$0	\$4,671,559										
PROJECT: Gowan Outfall - Alexander Rd., Decatur Blvd to Simmons Street																				
	Design/Admin							\$1,921,156		\$1,413,120							2/9/2017	\$1,921,156	YES	NLV04K17
	Right-of-way	GOOF 0275, 0285		\$2,944,788				\$10,000									2/9/2017	\$10,000	YES	NLV04K17
	Construction	0375, 0385		\$2,355,830						\$27,416,763										
				\$22,853,410																
PROJECT: Gowan North - El Capitan Branch, Lone Mtn to Ann Road																				
	1st Supplement		Design started in 15/16	\$1,052,891				\$125,000		\$476,249							7/14/2016	\$125,000	YES	LAS24J15
	Right-of-way	GOEC 0000 thru 0076		\$942,313																
	Construction		LAS24J15	\$7,528,174						\$8,512,955										
PROJECT: Gowan Outfall - Clayton Branch														\$1,085,618						
	Design/Admin			\$1,340,021																
	Right-of-way	GOCL 0000		\$1,072,016																
	Construction			\$9,581,151																
PROJECT: Gowan Outfall - El Capitan Branch, Ann Road to Centennial														\$644,929	\$456,136					
	Design/Admin			\$819,943																
	Right-of-way	GOEC 0100 thru 0176		\$655,955																
	Construction			\$5,862,597																
PROJECT: Gowan - Alexander Rd., Rancho to Decatur																				
	Design/Admin		Design Started in 13/14	\$1,175,463						\$564,072										
	Right-of-way	GOAL 0000		\$940,370																
	Construction		LAS30A13	\$8,404,560						\$10,508,641										
			Engr's Est.																	
PROJECT: Gowan - Rancho, Craig to Alexander																				
	Design/Admin			\$740,352						\$532,911			\$376,910							
	Right-of-way	GOAL 0100, 0111		\$592,282																
	Construction			\$5,293,519									\$6,737,272							
PROJECT: Gowan - Alexander Branch																				
	Design/Admin			\$334,099						\$240,487			\$170,088							
	Right-of-way	GOA2 0000		\$267,279																
	Construction			\$2,388,808									\$3,040,331							
PROJECT: Gowan - Craig and US-95																				
	Design/Admin			\$1,032,239						\$743,014			\$525,509							
	Right-of-way	GOAL 0168, 0247		\$825,791																
	Construction			\$7,380,512									\$9,383,471							
PROJECT: Gowan North - Buffalo Branch, Lone Mountain to Washburn																				
	3rd Supplement		Design Started in 13/14	\$455,503						\$432,495							7/14/2016	\$110,000	YES	LAS24H13
	Design/Admin			\$364,401						\$28,000							7/14/2016	\$28,000	YES	LAS24H13
	Right-of-way	GOBU 0112, 0138		\$3,256,839						\$6,178,498										
	Construction																			

EXHIBIT C

**CITY OF LAS VEGAS
10-YEAR CONSTRUCTION PROGRAM**

Amended March 9, 2017

	Fac. ID Mile Range	Existing Value/ Comments	Project Cost Per MPU	Total Plan	FIRST FIVE YEARS 7/2016 THRU 6/2021					SECOND FIVE YEARS 7/2021 THRU 6/2026					Board Date	Amount	Amendment?	Project No.	
					(Year 1) FY 16/17	(Year 2) FY 17/18	(Year 3) FY 18/19	(Year 4) FY 19/20	(Year 5) FY 20/21	(Year 6) FY 21/22	(Year 7) FY 22/23	(Year 8) FY 23/24	(Year 9) FY 24/25	(Year 10) FY 25/26					
TOTAL PLAN			Annual Resources	\$901,545,815	\$52,982,985	\$46,363,637	\$50,636,749	\$239,087,473	\$43,044,788	\$47,068,163	\$51,261,102	\$55,867,904	\$221,546,334	\$51,298,701					
	Unencumbered from previous year	\$42,587,979	Cumulative Available Resources	\$821,066,943	\$44,438,917	\$23,680,760	\$13,380,327	\$75,803,878	\$67,321,089	\$13,536,779	\$19,112,269	\$19,556,548	\$69,266,679	\$80,478,873					
ENTITY RESOURCES			Annual Resources	\$348,573,056	\$33,403,174	\$17,940,940	\$19,594,470	\$92,517,637	\$16,656,674	\$18,576,210	\$20,231,021	\$21,970,236	\$87,436,834	\$20,245,860					
	Unencumbered from previous year	\$12,900,801	Cumulative Available Resources		\$20,668,953	\$846,381	\$3,254,205	\$3,081,411	\$5,601,889	\$563,705	\$647,999	\$7,233,297	\$4,669,109	\$2,613,851					
ENTITY TOTAL				\$345,959,205	\$12,734,222	\$37,763,512	\$17,186,646	\$92,690,431	\$14,136,196	\$23,614,393	\$20,146,727	\$15,384,939	\$90,001,021	\$22,301,118		\$32,986,091			
HYDROGRAPHIC BASIN: UPPER NORTHERN LV WASH				\$260,198,919	\$141,046,165	\$39,591,849	\$1,254,523	\$28,130,876	\$0	\$3,894,946	\$6,311,503	\$0	\$0	\$0		\$28,926,386			
SYSTEM: Ann Road				\$71,879,876	\$13,931,771	\$4,179,194	\$284,248	\$0	\$0	\$3,894,946	\$0	\$0	\$0	\$0		\$284,248			
PROJECT: Rancho Road System - Elkhorn, Grand Canyon to Hualapai																			
1st Supplement	Design/Admin		Design Started in 15/16	\$430,021						\$206,355						10/13/2016	\$284,248	YES	LAS16P15
	Right-of-way	RCHB 0295	LAS16P15	\$344,017												2/9/2017		Moved	
	Construction			\$3,074,648				\$0		\$3,688,591									
SYSTEM: Upper Western Tributary				\$156,679,079	\$52,571,081	\$35,412,655	\$970,275	\$28,130,876	\$0	\$0	\$6,311,503	\$0	\$0	\$0	\$0		\$28,642,138		
PROJECT: Las Vegas Wash - Rainbow - (Elkhorn Rd to Grand Teton Dr)																			
	Design/Admin																		
	Design/Admin	LVMD 2525, 2550, 2574, 2599																	
	CLOSEOUT	Construction																	
				(\$160,525)												1/12/2017	(\$160,525)	YES	LAS22M09
PROJECT: Las Vegas Wash - Grand Teton Storm Drain, Mountain Spa to Durango Drive																			
	CLOSEOUT	Design/Admin																	
	Right-of-way	LVMD 2632 thru 2789																	
	Construction																		
				(\$19,200)												1/12/2017	(\$19,200)	YES	LAS22K08
PROJECT: Centennial Parkway Channel West - US 95, CC 215 to Grand Teton																			
	Design/Admin		Design Started 15/16	\$2,943,891			\$1,810,309									3/9/2017	\$1,810,309	YES	LAS23H17
	Right-of-way	CN95 0000, 0068, 0102, 0167 & CNWE 0325	LAS23G15	\$2,355,113															
	Construction		LAS23H15	\$19,688,189			\$25,861,554									3/9/2017	\$25,861,554	YES	LAS23H17
PROJECT: Brent Drainage System - Durango to El Capitan																			
	Design/Admin			\$676,524						\$334,384						3/9/2017		Moved	
	Right-of-way	BRDB 0107, 0157		\$541,220															
	Construction			\$4,837,150						\$5,977,119						3/9/2017		Moved	
PROJECT: Brent Drainage System - Floyd Lamb Park to Durango																			
	2nd Supplement	Design/Admin	Design Started 13/14	\$467,857												2/9/2017	\$55,300	YES	LAS22T15
			LAS22S13	\$374,287															
	2nd Supplement	Construction		\$3,345,184				\$1,094,700								2/9/2017	\$1,094,700	YES	LAS22T15

EXHIBIT C

CITY OF NORTH LAS VEGAS
10-YEAR CONSTRUCTION PROGRAM

Amended March 9, 2017

				FIRST FIVE YEARS 7/2016 THRU 6/2021										
Fac. ID Mile Range		Existing Value/ Comments	Project Cost Per MPU	Total Plan	(Year 1) FY 16/17	(Year 2) FY 17/18	(Year 3) FY 18/19							
TOTAL PLAN				Annual Resources	\$901,545,815	\$52,982,985	\$46,363,637	\$50,636,749						
Unencumbered from previous year		\$42,587,978		Cumulative Available Resources	\$821,066,943	\$44,438,917	\$23,680,760	\$13,380,327						
ENTITY RESOURCES				Annual Resources	\$192,480,131	\$35,945,832	\$8,910,663	\$9,731,915						
Unencumbered from previous year		\$25,762,991		Cumulative Available Resources	\$14,445,845	\$4,648,318	\$1,962,136							
ENTITY TOTAL					\$485,765,006	\$330,508,657	\$150,274,114	\$21,499,986	\$18,708,190	\$12,418,097	Board Date	Amount	Amendment?	Project No.
HYDROGRAPHIC BASIN: LOWER NORTHERN LV WASH					\$255,803,735	\$141,545,513	\$41,330,824	\$11,258,906	\$0	\$0		\$11,258,906		
SYSTEM: Lower Western Tributary					\$97,913,008	\$17,756,271	\$11,300,000	\$11,300,000	\$0	\$0		\$11,300,000		
PROJECT: Central Freeway Channel at Cheyenne														
Design/Admin			Design Started 13/14	\$619,236			\$11,300,000	\$610,000			12/8/2016	\$610,000	YES	NLV18116
Right-of-way	LV15 0051		NLV18F13	\$495,389										
Construction				\$4,427,535				\$10,690,000			12/8/2016	\$10,690,000	YES	NLV18116
SYSTEM: LV Wash Craig					\$106,686,237	\$30,849,801	\$9,061,586	(\$41,094)	\$0	\$0		(\$41,094)		
PROJECT: North Las Vegas Detention Basin Upgrade														
Design/Admin				\$486,372			\$4,744,223							
Right-of-way	LVUP 0406			\$389,097										
Construction				\$3,051,982										
PROJECT: Centennial Parkway Channel East														
CLOSEOUT	Design/Admin		Design Started 00/01				(\$767,173)				1/12/2017	(\$767,173)	YES	NLV17A00
	Right-of-way	CNEA 0000 thru 0178	NLV17A00											
	Construction													
PROJECT: Fifth Street Collector - Centennial to Deer Springs														
Design/Admin				\$470,561			\$5,084,535	\$316,991	\$0		11/10/2016	\$316,991	NO	NLV17C16
Right-of-way	LV5C 0000, 0002			\$385,432				\$409,088	\$0		11/10/2016	\$409,088	NO	NLV17C16
Construction				\$3,444,794					\$0				Move	
SYSTEM: Cheyenne Lamb Nellie					\$51,204,489	\$92,939,441	\$20,969,238	\$0	\$0	\$0		\$0		
PROJECT: Lake Mead Drain to Las Vegas Wash														
Design/Admin				\$1,054,874			\$11,222,666							
Right-of-way	LVLE 0000, 0047			\$843,900										
Construction				\$7,542,353										
PROJECT: Las Vegas Boulevard Drain														
Design/Admin				\$865,296			\$9,746,572							
Right-of-way	LVLV 0000			\$692,237										
Construction				\$5,186,866										

EXHIBIT C

**CITY OF NORTH LAS VEGAS
10-YEAR CONSTRUCTION PROGRAM
Amended March 9, 2017**

					FIRST FIVE YEARS 7/2016 THRU 6/2021							
					(Year 1)	(Year 2)	(Year 3)					
					FY 16/17	FY 17/18	FY 18/19					
Fac. ID	Existing Value/	Project Cost	Total	Annual Resources	\$52,982,985	\$46,363,637	\$50,836,749					
Mile Range	Comments	Per MPU	Plan	Plan								
TOTAL PLAN				Annual Resources	\$901,545,815							
Unencumbered from previous year				Cumulative Available Resources	\$821,066,943	\$44,438,917	\$23,680,760	\$13,380,327				
ENTITY RESOURCES				Annual Resources	\$192,480,131	\$35,945,832	\$8,910,663	\$9,731,915				
Unencumbered from previous year				Cumulative Available Resources		\$14,445,845	\$4,648,318	\$1,962,136				
								Board Date	Amount	Amendment?	Project No.	
ENTITY TOTAL				\$485,765,006	\$330,508,657	\$150,274,114	\$21,499,986	\$18,708,190	\$12,418,097		\$12,893,151	
HYDROGRAPHIC BASIN: RANGE				\$126,569,409	\$162,096,557	\$108,943,290	\$10,241,081	\$18,708,190	\$12,418,097		\$1,634,246	
SYSTEM: Lower Range				\$65,749,662	\$24,394,411	\$11,033,382	\$258,203	\$505,632	\$305,576		(\$345,114)	
PROJECT: Range Wash - Alto Conveyance, Confluence DB to Los Feliz												
Design/Admin			\$437,260					\$305,576				
Right-of-way	RWAL 0000, 0068		\$349,807		\$4,926,943							
Construction			\$3,126,408									
PROJECT: Orchard Detention Basin												
12th Supplement Design/Admin		Design Started 00/01				\$325,000			9/9/2016	\$325,000	YES	CLA21A00
12th Supplement Right-of-way	SLOR 0104 thru 0158	CLA21A00				\$50,000			9/8/2016	\$50,000	YES	CLA21A00
CLOSEOUT Construction		Eng. Est.				(\$720,114)			10/13/2016	(\$720,114)	YES	CLA21B12
PROJECT: Orchard Collector - Charleston to Linden												
Design/Admin		Design Started 00/01	\$34,705				\$15,094					
Right-of-way	SLOR 0158	CLA21A00	\$27,765		\$238,679							
Construction			\$205,629				\$223,584					
PROJECT: Owens Detention Basin & Outfall												
Design/Admin			\$558,925				\$364,638					
Right-of-way	SLWA 0130 thru 0175 & SLOW 0000, 0005		\$447,140		\$5,730,565		\$505,632					
Construction			\$3,827,758									
PROJECT: Range Wash - Sloan Channel, Stewart Bridge												
Design/Admin			\$60,043									
Right-of-way	RWSL 0168		\$300,214		\$482,309							
Construction												
SYSTEM: West Range				\$58,235,363	\$101,410,556	\$34,823,506	\$8,003,518	\$374,034	\$12,112,521		\$0	
PROJECT: Beltway Detention Basin & Channel												
Design/Admin	RWRR 0107 thru 0261 & RWBE 0000	Design Started 13/14	\$879,720				\$382,615					
Right-of-way		NLV09H13	\$703,778		\$7,574,572		\$665,232					
Construction			\$6,002,580				\$6,526,725					
PROJECT: Las Vegas Boulevard Storm Drain												
Design/Admin			\$4,231,069									
Right-of-way	SLLV 0000, 0119, 0176, & SLNL 0000		\$3,384,854		\$6,238,143							
Construction			\$30,252,138									
PROJECT: Range Wash - Beltway Conveyance												
Design/Admin			\$236,261				\$160,300					
Right-of-way	RWBW 0030, RWWE 0493 & 0517		\$189,009		\$2,513,987		\$213,733					
Construction			\$1,689,267									
PROJECT: Vandenberg North Detention Basin, Collection & Outfall												
Design/Admin		PreDesign Started 10/11	\$1,428,097					\$665,343				
Right-of-way	RWWE 0352, 0397 thru 0439	NLV09E11	\$1,142,479		\$12,112,521							
Construction			\$9,826,121					\$11,447,178				
PROJECT: Beltway Collection System - Pecos												
Design/Admin			\$657,498				\$428,946					
Right-of-way	RWWE 0463 & RWBW 0000		\$525,998		\$6,384,282							
Construction			\$4,701,108									

EXHIBIT C

**CITY OF NORTH LAS VEGAS
10-YEAR CONSTRUCTION PROGRAM
Amended March 9, 2017**

	Fac. ID Mile Range	Existing Value/ Comments	Project Cost Per MPU	Total Plan	FIRST FIVE YEARS 7/2016 THRU 6/2021									
					(Year 1) FY 18/17	(Year 2) FY 17/18	(Year 3) FY 18/19	Funding Requests 18/17						
TOTAL PLAN			Annual Resources	\$901,545,815	\$52,982,985	\$46,363,637	\$50,636,749							
Unencumbered from previous year	\$42,587,979		Cumulative Available Resources	\$821,066,943	\$44,438,917	\$23,680,760	\$13,380,327							
ENTITY RESOURCES			Annual Resources	\$192,480,131	\$35,945,832	\$8,910,663	\$9,731,915							
Unencumbered from previous year	\$25,762,991		Cumulative Available Resources		\$14,445,845	\$4,648,318	\$1,962,136							
ENTITY TOTAL		\$485,765,006	\$330,508,657	\$150,274,114	\$21,499,986	\$18,708,190	\$12,418,097							
SYSTEM: East Range		\$2,584,385	\$36,291,589	\$63,086,401	\$1,979,359	\$17,828,525	\$0					\$12,893,151		
PROJECT: Hollywood System, Dunes South Detention Basin to Centennial Parkway														
Design/Admin			Design Started 13/14	\$2,088,226			\$944,657							
Right-of-way	RWHW 0000 thru 0277		NLV03E13	\$1,670,581	\$17,828,525									
Construction				\$14,930,825			\$16,883,868							
PROJECT: Range Wash - Dunes South Detention Basin														
Design/Admin				\$1,323,085										
Right-of-way	RWEA 0183, 0184, 0185, 0188 & 0192			\$1,058,469	\$13,621,272									
Construction				\$8,427,099										
PROJECT: Range Wash - Ann Branch														
Design/Admin				\$1,259,809			\$831,889			3/9/2017	\$831,889	YES	NLV03F17	
Right-of-way	RWAN 0000, 0050			\$1,007,847	\$12,462,711		\$250,000			3/9/2017	\$250,000	YES	NLV03F17	
Construction				\$9,007,636										
PROJECT: Hollywood System, Centennial Pkwy to Speedway #2 Detention Basin														
Design/Admin				\$583,000			\$390,345			3/9/2017	\$390,345	NO	NLV03G17	
Right-of-way	RWHW 0300 thru 0412			\$466,399	\$6,122,400		\$507,125			3/9/2017	\$507,125	NO	NLV03G17	
Construction				\$4,122,073										
PROJECT: Speedway North Detention Basin and Outfall														
Design/Admin				\$1,181,318									Move	
Right-of-way	RWHW 0459,0498, 0499, 0500			\$945,055	\$13,021,494								Move	
Construction				\$7,657,738										

CLARK COUNTY
REGIONAL FLOOD CONTROL DISTRICT
AGENDA ITEM

SUBJECT:

MAINTENANCE WORK PROGRAM (MWP) – SECOND QUARTER FISCAL YEAR 2016-17 STATUS REPORTS

PETITIONER:

STEVEN C. PARRISH, P.E., GENERAL MANAGER/CHIEF ENGINEER

RECOMMENDATION OF PETITIONER:

RECEIVE THE MAINTENANCE WORK PROGRAM SECOND QUARTER FISCAL YEAR 2016-17 STATUS REPORTS AS SUBMITTED BY THE ENTITIES (FOR POSSIBLE ACTION)

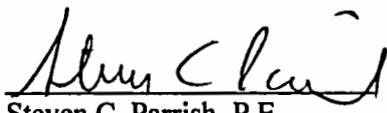
FISCAL IMPACT: None.

BACKGROUND: In accordance with the Board’s direction, the entities have submitted the Second Quarter Status Reports for the FY 2016-17 Maintenance Work Program (MWP). The reports indicate the status of work completed under the program through December 31, 2016, although the figures below represent only those expenses which have been submitted to the District for payment.

Below is a summary, by entity, of the Second Quarter Maintenance Work Program expenditures and the funding balance available by each Interlocal Contract for Fiscal Year 2016-17.

	FY 2016-17 Budget	Amount Spent	Funds Available
Boulder City	\$ 300,000.00	\$ 47,722.56	\$ 252,277.44
Clark County	4,363,700.00	965,794.59	3,397,905.41
Henderson	820,850.00	374,013.13	446,836.87
Las Vegas	2,625,000.00	182,826.69	2,442,173.31
Mesquite	627,700.00	456,220.83	171,479.17
North Las Vegas	1,717,500.00	641,702.46	1,075,797.54
Totals	\$10,454,750.00	\$2,668,280.26	\$7,786,469.74

Respectfully submitted,


Steven C. Parrish, P.E.
General Manager/Chief Engineer

TAC AGENDA ITEM #06 Date: 02/23/17	RFCD AGENDA ITEM #08 Date: 02/09/17
CAC AGENDA ITEM #06 Date: 02/27/17	

Regional Flood Control District
AGENDA ITEM DEVELOPMENT

Staff Discussion:

Date: 01/30/17

**MAINTENANCE WORK PROGRAM
SECOND QUARTER FISCAL YEAR 2016-17 STATUS REPORTS**

In accordance with the Board's direction, the entities have submitted the Second Quarter Status Reports for the FY 2016-17 Maintenance Work Program (MWP). The reports indicate the status of work completed under the program through December 31, 2016, although the figures below represent only those expenses which have been submitted to the District for payment.

Below is a summary, by entity, of the Second Quarter Maintenance Work Program expenditures and the funding balance available by each Interlocal Contract for Fiscal Year 2016-17.

	FY 2016-17 Budget	Amount Spent	Funds Available
Boulder City	\$ 300,000.00	\$ 47,722.56	\$ 252,277.44
Clark County	4,363,700.00	965,794.59	3,397,905.41
Henderson	820,850.00	374,013.13	446,836.87
Las Vegas	2,625,000.00	182,826.69	2,442,173.31
Mesquite	627,700.00	456,220.83	171,479.17
North Las Vegas	1,717,500.00	641,702.46	1,075,797.54
Totals	\$10,454,750.00	\$2,668,280.26	\$7,786,469.74

Staff Recommendation:

Accept the reports.

Discussion by Technical Advisory Committee:

AGENDA
#06 Date: 02/23/17

Recommendation:

Discussion by Citizens Advisory Committee:

AGENDA
#06 Date: 02/27/17

Recommendation:

REGIONAL FLOOD CONTROL DISTRICT
 MAINTENANCE WORK PROGRAM
 QUARTERLY STATUS REPORT FY 2016-2017

MWP Facility #: BC01
 Facility Name: Hemenway Watershed

Entity: City of Boulder City
 Date Prepared: _____
 Quarter: 2nd

MP Facility ID: HMFL - 0000, HMKY - 0000, 0019, HMLM - 0000, 0001, 0002, 0003, 0025, 0027, 0040, 0044, 0064, 0065, 0066, 0077, 0080, 0081, 0082, 0085, 0096, HMLV - 0000, 0001, 0003, 0005, 0006, 0018, 0019, 0031, 0055, 0060, 0065, HMNH - 0000, 0001, HMPC - 0000, 0011, 0018, 0026, HMRB - 0000, HMTH - 0000, 0025, 0026, 0027, 0033, 0034, 0040, 0041, 0054, 0064, 0076, HMLV - 0000, 0001, 0002, 0003, 0004, 0015, 0022, 0027, 0028, 0030, 0041, 0042, 0058, 0064, 0065, 0066, 0074, 0088, HMWA - 0000, 0004, 005, 0012, 0013, 0068, 0069, 0103, 0104, 0105, 0126, 0127, 0147, 0148, 0154, 0155, 0156, 0157, 0158, 0160, 0172, 0173, 0175, 0176, 0178, 0181, 0182, 0184, 0185

Force Account/Contract	Activity	Approved Work Plan Amount (\$)	Amended Work Plan Amount (\$)	Expended To Date (\$)	Percent Complete	Scheduled Completion Date
	3 Facility Assessment and Inventory	\$ 500.00	500.00	0.00	0%	Jun-17
	5 Inspect Channels	1,000.00	500.00	0.00	0%	Jun-17
	6 Inspect Levees/Detention and Debris Basins	500.00	500.00	0.00	0%	Jun-17
	8 Species Survey and Removal	0.00	0.00	0.00	0%	Jun-17
	10 Clean and Reshape Channels/Levees	17,000.00	5,000.00	1,758.76	35%	Jun-17
	15 Repair Lined Channel	5,000.00	2,000.00	0.00	0%	Jun-17
	20 Erosion Control and Repair	7,950.00	1,950.00	463.66	24%	Jun-17
	21 Provide/Maintain Dust Control	500.00	500.00	0.00	0%	Jun-17
	25 Clean Detention Debris Basins	5,000.00	5,000.00	0.00	0%	Jun-17
	35 Fence Repair	1,000.00	1,000.00	0.00	0%	Jun-17
	40 Vegetation Control - Chemical	3,000.00	3,000.00	1,026.62	34%	Jun-17
	45 Vegetation Control - Mechanical	33,000.00	35,000.00	33,902.91	97%	Jun-17
	50 Maintain Access Road	2,000.00	2,000.00	0.00	0%	Jun-17
	55 Clean & Inspect Inlet/Outlet Structures	3,000.00	2,500.00	609.78	24%	Jun-17
	60 Repair Inlet/Outlet Structures	5,000.00	1,200.00	0.00	0%	Jun-17
	65 Clean Storm Sewer Lines	1,000.00	500.00	0.00	0%	Jun-17
	70 Storm Sewer Repair	-	0.00	0.00	0%	Jun-17
	75 Clean/Flush Culverts & Bridges	2,200.00	500.00	0.00	0%	Jun-17
	80 Miscellaneous Work Activities	11,500.00	21,500.00	20,896.84	97%	Jun-17
	85 Engineering	1,500.00	17,500.00	16,246.75	93%	Jun-17
	TOTALS	\$100,650.00	\$100,650.00	\$74,905.32	74%	

Delays or problem areas:

Work completed during current quarter:

Work to be completed during next quarter:

Consultant/ Contractor/ Project Manager: *Jim Keane* Phone Number: 702-303-3008

REGIONAL FLOOD CONTROL DISTRICT
 MAINTENANCE WORK PROGRAM
 QUARTERLY STATUS REPORT FY 2016-2017

MWP Facility #: BC02
 Facility Name: Georgia/Buchanan Watershed
 MP Facility ID: GBAP - 0000, 0001, 0047, 0048, 0049, 0087, 0114, GBBC - 0001, 0002, 0003, 0030, 0031, 0047, 0048, 0062, 0063, 0108, 0109, 0110, 0146, 0148, 0149, 0150, 0151, 0152, 0153, 0172, GBCM - 0000, 0004, 0011, GBGR - 0000, 0001, 0002, 0036, 0040, 0100, 0111, 0112, 0130, 0131, 0188, 0203, 0215, 0217

Entity: City of Boulder City
 Date Prepared: _____
 Quarter: 2nd

Force Account/Contract	Activity	Approved Work Plan Amount (\$)	Amended Work Plan Amount (\$)	Expended To Date (\$)	Percent Complete	Scheduled Completion Date
	3 Facility Assessment and Inventory	\$ 500.00	500.00	0.00	0%	Jun-17
	5 Inspect Channels	500.00	500.00	0.00	0%	Jun-17
	6 Inspect Levees/Detention and Debris Basins	-	-	0.00	0%	Jun-17
	8 Species Survey and Removal	-	-	0.00	0%	Jun-17
	10 Clean and Reshape Channels/Levees	20,000.00	5,000.00	1,640.00	33%	Jun-17
	15 Repair Lined Channel	12,000.00	2,000.00	0.00	0%	Jun-17
	20 Erosion Control and Repair	15,000.00	1,000.00	0.00	0%	Jun-17
	21 Provide/Maintain Dust Control	1,000.00	1,000.00	0.00	0%	Jun-17
	25 Clean Detention Debris Basins	-	-	0.00	0%	Jun-17
	35 Fence Repair	2,000.00	1,000.00	0.00	0%	Jun-17
	40 Vegetation Control - Chemical	3,000.00	1,000.00	451.05	45%	Jun-17
	45 Vegetation Control - Mechanical	10,000.00	5,000.00	2,361.93	47%	Jun-17
	50 Maintain Access Road	500.00	500.00	0.00	0%	Jun-17
	55 Clean & Inspect Inlet/Outlet Structures	5,000.00	3,000.00	1,685.22	56%	Jun-17
	60 Repair Inlet/Outlet Structures	9,000.00	64,000.00	63,240.00	99%	Jun-17
	65 Clean Storm Sewer Lines	1,000.00	1,000.00	0.00	0%	Jun-17
	70 Storm Sewer Repair	2,000.00	1,000.00	0.00	0%	Jun-17
	75 Clean/Flush Culverts & Bridges	3,000.00	1,000.00	0.00	0%	Jun-17
	80 Miscellaneous Work Activities	3,000.00	1,000.00	0.00	0%	Jun-17
	85 Engineering	2,000.00	1,000.00	0.00	0%	Jun-17
	TOTALS	\$89,500.00	\$89,500.00	\$69,378.20	78%	

Delays or problem areas:

Work completed during current quarter:

Work to be completed during next quarter:

Consultant/ Contractor: _____
 Project _____
 Manager: *Jim Keane* Phone Number: 702-303-3008

REGIONAL FLOOD CONTROL DISTRICT
 MAINTENANCE WORK PROGRAM
 QUARTERLY STATUS REPORT FY 2016-2017

MWP Facility #: BC03

Entity: City of Boulder City

Facility Name: North Railroad Watershed

Date Prepared: _____

MP Facility ID: NRBL - 0000, 0091, 0092, 0093, 0094, 0095, 0096, NRCN - 0000, NRIN - 0000, 0003, 0004, 0013, 0017, 0025, 0030, 0031, 0032, 0038, 0040, 0044, 0052, 0053, 0055, 0056, 0063, 0064, 0065, 0066, 0067, 0068, 0069, 0070, 0071, 0087, 0135, NRRR 0000, 0049, 0050, 0089,

Quarter: 2nd

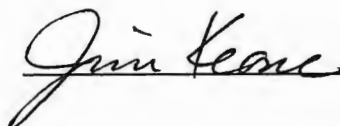
Force Account/Contract	Activity	Approved Work Plan Amount (\$)	Amended Work Plan Amount (\$)	Expended To Date (\$)	Percent Complete	Scheduled Completion Date
	3 Facility Assessment and Inventory	\$ 150.00	150.00	0.00	0%	Jun-17
	5 Inspect Channels	\$ 150.00	150.00	0.00	0%	Jun-17
	6 Inspect Levees/Detention and Debris Basins	\$ 150.00	150.00	0.00	0%	Jun-17
	8 Species Survey and Removal		-	0.00	0%	Jun-17
	10 Clean and Reshape Channels/Levees	2,200.00	2,200.00	0.00	0%	Jun-17
	15 Repair Lined Channel	250.00	250.00	0.00	0%	Jun-17
	20 Erosion Control and Repair	10,000.00	10,000.00	0.00	0%	Jun-17
	21 Provide/Maintain Dust Control	250.00	250.00	0.00	0%	Jun-17
	25 Clean Detention Debris Basins	50,800.00	50,250.00	0.00	0%	Jun-17
	35 Fence Repair	150.00	150.00	0.00	0%	Jun-17
	40 Vegetation Control - Chemical		-	0.00	0%	Jun-17
	45 Vegetation Control - Mechanical	150.00	150.00	0.00	0%	Jun-17
	50 Maintain Access Road	150.00	700.00	620.03	89%	Jun-17
	55 Clean & Inspect Inlet/Outlet Structures	400.00	400.00	229.77	57%	Jun-17
	60 Repair Inlet/Outlet Structures	500.00	500.00	0.00	0%	Jun-17
	65 Clean Storm Sewer Lines	500.00	500.00	0.00	0%	Jun-17
	70 Storm Sewer Repair		-	0.00	0%	Jun-17
	75 Clean/Flush Culverts & Bridges	500.00	500.00	0.00	0%	Jun-17
	80 Miscellaneous Work Activities	8,500.00	8,500.00	0.00	0%	Jun-17
	85 Engineering	50.00	50.00	0.00	0%	Jun-17
	TOTALS	\$74,850.00	\$74,850.00	\$849.80	1%	

Delays or problem areas:

Work completed during current quarter:

Work to be completed during next quarter:

Consultant/
 Contractor:
 Project
 Manager:



Phone Number: 702-303-3008

REGIONAL FLOOD CONTROL DISTRICT
 MAINTENANCE WORK PROGRAM
 QUARTERLY STATUS REPORT FY 2016-2017

MWP Facility #: BC04
 Facility Name: West Airport Watershed
 MP Facility ID: WAAD - 0000, 0043, 0046, 0063, 0064, 0085, 0086, 0094, 0106, 0122,
WAAP - 0111, 0171, WADD - 0167, WAGN - 0000, 0015, 0020, WAGR -
0000, 0034, WARM - 0000,

Entity: City of Boulder City
 Date Prepared: _____
 Quarter: 2nd

Force Account/Contract	Activity	Approved Work Plan Amount (\$)	Amended Work Plan Amount (\$)	Expended To Date (\$)	Percent Complete	Scheduled Completion Date
	3 Facility Assessment and Inventory	\$ 500.00	500.00	0.00	0%	Jun-17
	5 Inspect Channels	500.00	500.00	0.00	0%	Jun-17
	6 Inspect Levees/Detention and Debris Basins	0.00	-	0.00	0%	Jun-17
	8 Species Survey and Removal	0.00	-	0.00	0%	Jun-17
	10 Clean and Reshape Channels/Levees	1,000.00	1,000.00	0.00	0%	Jun-17
	15 Repair Lined Channel	500.00	500.00	0.00	0%	Jun-17
	20 Erosion Control and Repair	13,500.00	13,500.00	0.00	0%	Jun-17
	21 Provide/Maintain Dust Control	500.00	500.00	0.00	0%	Jun-17
	25 Clean Detention Debris Basins	500.00	500.00	0.00	0%	Jun-17
	35 Fence Repair	500.00	500.00	0.00	0%	Jun-17
	40 Vegetation Control - Chemical	1,000.00	1,000.00	0.00	0%	Jun-17
	45 Vegetation Control - Mechanical	5,000.00	5,000.00	3,165.17	63%	Jun-17
	50 Maintain Access Road	4,000.00	4,000.00	0.00	0%	Jun-17
	55 Clean & Inspect Inlet/Outlet Structures	1,500.00	1,500.00	534.90	36%	Jun-17
	60 Repair Inlet/Outlet Structures	1,500.00	1,500.00	0.00	0%	Jun-17
	65 Clean Storm Sewer Lines	0.00	-	0.00	0%	Jun-17
	70 Storm Sewer Repair	0.00	-	0.00	0%	Jun-17
	75 Clean/Flush Culverts & Bridges	2,000.00	2,000.00	0.00	0%	Jun-17
	80 Miscellaneous Work Activities	2,000.00	2,000.00	0.00	0%	Jun-17
	85 Engineering	500.00	500.00	0.00	0%	Jun-17
	TOTALS	\$35,000.00	\$35,000.00	\$3,700.08	11%	

Delays or problem areas:

Work completed during current quarter:

Work to be completed during next quarter:

Consultant/
 Contractor:
 Project
 Manager: Jim Keane Phone Number: 702-303-3008

**REGIONAL FLOOD CONTROL DISTRICT
MAINTENANCE WORK PROGRAM
QUARTERLY STATUS REPORT - FY 2016 - 2017**

MWP Facility #: CC 01
 Facility Name: Flamingo Wash
 MP Facility ID: RRWA 0000-0777; RRHU 0000-0129; FLF2 0000-0137
 MP Facility ID: FLWA 0000-1443; FLTR 0000-0341; FLDN 0000-0160
 MP Facility ID: FLBF 0046-0328; FLJO 0000-0076; FLFA 0000-0037
 MP Facility ID: FLSM 0000-0180; FLDR 0000-0179; FLFL 0000-0147
 MP Facility ID: FLDI 0000-0105; RRR4 0000-0160; FLVY 0000-0090
 MP Facility ID: FLF4 0000-0058; FLF1 0000-0304
 MP Facility ID: FLRO 0000; RRFA 0000-0083; RRNN 0000-0022
 MP Facility ID: RRNA 0000-0097; RRNS 0000-0010

Entity: CLARK COUNTY
 Date Prepared: 1/30/2017
 Quarter: 2nd Quarter

Force Account/Contract	Activity	Approved Work Plan Amount (\$)	Amended Work Plan Amount (\$)	Expended To Date (\$)	Percent Complete	Scheduled Completion Date
	3 Facility Assessment and Inventory	\$15,000.00	\$15,000.00	\$0.00		
	5 Inspect Channels	\$10,000.00	\$10,000.00	\$7,755.23		
	6 Inspect Levees, Deten/Debris Basins	\$15,000.00	\$15,000.00	\$5,305.68		
	8 Species Survey and Removal	\$0.00	\$0.00	\$0.00		
	10 Clean and Reshape Channels/Levees	\$40,000.00	\$40,000.00	\$1,516.02		
	15 Repair Lined Channel	\$20,000.00	\$20,000.00	\$8,817.35		
	20 Erosion Control and Repair	\$10,000.00	\$10,000.00	\$0.00		
	21 Provide/Maintain Dust Control	\$150,000.00	\$80,000.00	\$0.00		
	25 Clean Detention/Debris Basins	\$200,000.00	\$142,000.00	\$0.00		
	35 Fence Repair	\$20,000.00	\$20,000.00	\$2,336.03		
	40 Vegetation Control - Chemical	\$20,000.00	\$20,000.00	\$0.00		
	45 Vegetation Control - Mechanical	\$5,000.00	\$5,000.00	\$0.00		
	50 Maintain Access Road	\$10,000.00	\$10,000.00	\$0.00		
	55 Clean & Inspect Inlet/Outlet Structures	\$25,000.00	\$25,000.00	\$0.00		
	60 Repair Inlet/Outlet Structures	\$2,500.00	\$2,500.00	\$0.00		
	65 Clean Storm Sewer Lines	\$5,000.00	\$5,000.00	\$0.00		
	70 Storm Sewer Line Repair	\$5,000.00	\$5,000.00	\$0.00		
	75 Clean/Flush Culverts & Bridges	\$4,000.00	\$4,000.00	\$0.00		
	80 Miscellaneous Work Activities	\$350,000.00	\$350,000.00	\$130,130.57		
	85 Engineering	\$0.00	\$0.00	\$0.00		
	TOTALS	\$906,500.00	\$778,500.00	\$155,860.88	20%	

Delays or problem areas:

Work completed during current quarter:

Work to be completed during next quarter:

Clean, Inspect & Repairs to 3 Detention/Debris Basins. General cleaning of channels
 Channel maintenance contract adjacent to beltway. Contract for the removal of silt from Red Rock Detention Basin.

Consultant/
 Contractor: _____
 Project
 Manager: Angelo Santovito Phone Number: 455-7540

**REGIONAL FLOOD CONTROL DISTRICT
MAINTENANCE WORK PROGRAM
QUARTERLY STATUS REPORT - FY 2016 - 2017**

MWP Facility #: CC 02
 Facility Name: Las Vegas Wash
 MP Facility ID: LVMD 0640 - LVMD 1069
 MP Facility ID: LVMD
 MP Facility ID: NLWY 0000-0030
 MP Facility ID: LV01 0000 - LV01 0079
 MP Facility ID: LVCO 0000-0109
 MP Facility ID: COLM 0000

Entity: CLARK COUNTY
 Date Prepared: 1/30/2017
 Quarter: 2nd Quarter

Force Account/ Contract	Activity	Approved Work Plan Amount (\$)	Amended Work Plan Amount (\$)	Expended To Date (\$)	Percent Complete	Scheduled Completion Date
	3 Facility Assessment and Inventory	\$3,500.00	\$3,500.00	\$0.00		
	5 Inspect Channels	\$3,500.00	\$3,500.00	\$1,171.89		
	6 Inspect Levees, Deten/Debris Basins	\$0.00	\$0.00	\$0.00		
	8 Species Survey and Removal	\$0.00	\$0.00	\$0.00		
	10 Clean and Reshape Channels/Levees	\$20,000.00	\$123,500.00	\$123,231.62		
	15 Repair Lined Channel	\$2,500.00	\$12,500.00	\$10,129.49		
	20 Erosion Control and Repair	\$45,000.00	\$15,000.00	\$0.00		
	21 Provide/Maintain Dust Control	\$0.00	\$0.00	\$0.00		
	25 Clean Detention/Debris Basins	\$0.00	\$0.00	\$0.00		
	35 Fence Repair	\$2,000.00	\$2,000.00	\$0.00		
	40 Vegetation Control - Chemical	\$10,000.00	\$10,000.00	\$0.00		
	45 Vegetation Control - Mechanical	\$25,000.00	\$23,000.00	\$0.00		
	50 Maintain Access Road	\$0.00	\$0.00	\$0.00		
	55 Clean & Inspect Inlet/Outlet Structures	\$0.00	\$0.00	\$0.00		
	60 Repair Inlet/Outlet Structures	\$0.00	\$0.00	\$0.00		
	65 Clean Storm Sewer Lines	\$0.00	\$0.00	\$0.00		
	70 Storm Sewer Line Repair	\$0.00	\$0.00	\$0.00		
	75 Clean/Flush Culverts & Bridges	\$0.00	\$0.00	\$0.00		
	80 Miscellaneous Work Activities	\$15,000.00	\$16,500.00	\$15,477.64		
	85 Engineering	\$5,000.00	\$5,000.00	\$0.00		
	TOTALS	\$131,500.00	\$214,500.00	\$150,010.64	70%	

Delays or problem areas:

Work completed during current quarter:

Work to be completed during next quarter:
 Misc. maintenance of channels. Vegetation control south of Vegas Valley.
 Maintenance work done by SNWA for weirs along the Las Vegas Wash Wetland area.

Consultant/
 Contractor: _____
 Project
 Manager: Angelo Santovito Phone Number: 455-7540

**REGIONAL FLOOD CONTROL DISTRICT
MAINTENANCE WORK PROGRAM
QUARTERLY STATUS REPORT - FY 2016 - 2017**

MWP Facility #: CC 03
 Facility Name: Duck Creek
 MP Facility ID: DCWA 0000, 0168-0597; 0695-1293
 MP Facility ID: DCBD 0000-0082
 MP Facility ID: DCGL 0035; 0057-0179
 MP Facility ID: DCPA 0000-0106
 MP Facility ID: DCPI 0000
 MP Facility ID: DCW4 0016-0054; 0870-0875

Entity: CLARK COUNTY
 Date Prepared: 1/30/2017
 Quarter: 2nd Quarter

Force Account/ Contract	Activity	Approved Work Plan Amount (\$)	Amended Work Plan Amount (\$)	Expended To Date (\$)	Percent Complete	Scheduled Completion Date
	3 Facility Assessment and Inventory	\$5,000.00	\$5,000.00	\$0.00		
	5 Inspect Channels	\$5,000.00	\$5,000.00	\$3,233.74		
	6 Inspect Levees, Deten/Debris Basins	\$8,000.00	\$8,000.00	\$2,686.85		
	8 Species Survey and Removal	\$0.00	\$0.00	\$0.00		
	10 Clean and Reshape Channels/Levees	\$35,000.00	\$35,000.00	\$777.45		
	15 Repair Lined Channel	\$5,000.00	\$5,000.00	\$0.00		
	20 Erosion Control and Repair	\$30,000.00	\$30,000.00	\$0.00		
	21 Provide/Maintain Dust Control	\$75,000.00	\$52,500.00	\$0.00		
	25 Clean Detention/Debris Basins	\$15,000.00	\$15,000.00	\$0.00		
	35 Fence Repair	\$4,000.00	\$4,000.00	\$1,756.09		
	40 Vegetation Control - Chemical	\$10,000.00	\$10,000.00	\$0.00		
	45 Vegetation Control - Mechanical	\$5,000.00	\$5,000.00	\$0.00		
	50 Maintain Access Road	\$5,000.00	\$5,000.00	\$843.60		
	55 Clean & Inspect Inlet/Outlet Structures	\$0.00	\$0.00	\$0.00		
	60 Repair Inlet/Outlet Structures	\$0.00	\$0.00	\$0.00		
	65 Clean Storm Sewer Lines	\$2,500.00	\$2,500.00	\$0.00		
	70 Storm Sewer Line Repair	\$0.00	\$1,500.00	\$1,463.29		
	75 Clean/Flush Culverts & Bridges	\$0.00	\$0.00	\$0.00		
	80 Miscellaneous Work Activities	\$80,000.00	\$80,000.00	\$72,665.74		
	85 Engineering	\$0.00	\$0.00	\$0.00		
	TOTALS	\$284,500.00	\$263,500.00	\$83,426.76	32%	

Delays or problem areas:

Work completed during current quarter:

Work to be completed during next quarter:
 Misc. maintenance and cleaning of channels

Consultant/
 Contractor: _____
 Project
 Manager: Angelo Santovito Phone Number: 455-7540

**REGIONAL FLOOD CONTROL DISTRICT
MAINTENANCE WORK PROGRAM
QUARTERLY STATUS REPORT - FY 2016 - 2017**

MWP Facility #: CC 05
 Facility Name: Las Vegas Range Wash
 MP Facility ID: RWSL 0000-0728
 MP Facility ID: RWWE 0000-0055
 MP Facility ID: SLEB 0000-0098
 MP Facility ID: SLLM 0000
 MP Facility ID: SLOR 0000-0087; SLBN 0000
 MP Facility ID: SLWA 0000-0091; SLER 0000-0086
 MP Facility ID: SLCH 0000

Entity: CLARK COUNTY
 Date Prepared: 1/30/2017
 Quarter: 2nd Quarter

Force Account/Contract	Activity	Approved Work Plan Amount (\$)	Amended Work Plan Amount (\$)	Expended To Date (\$)	Percent Complete	Scheduled Completion Date
	3 Facility Assessment and Inventory	\$3,500.00	\$3,500.00	\$0.00		
	5 Inspect Channels	\$3,500.00	\$3,500.00	\$2,796.36		
	6 Inspect Levees, Deten/Debris Basins	\$1,800.00	\$1,800.00	\$1,640.95		
	8 Species Survey and Removal	\$0.00	\$0.00	\$0.00		
	10 Clean and Reshape Channels/Levees	\$50,000.00	\$50,000.00	\$7,471.35		
	15 Repair Lined Channel	\$25,000.00	\$75,000.00	\$74,928.36		
	20 Erosion Control and Repair	\$0.00	\$0.00	\$0.00		
	21 Provide/Maintain Dust Control	\$100,000.00	\$74,000.00	\$0.00		
	25 Clean Detention/Debris Basins	\$10,000.00	\$10,000.00	\$2,581.22		
	35 Fence Repair	\$10,000.00	\$10,000.00	\$2,751.09		
	40 Vegetation Control - Chemical	\$9,000.00	\$9,000.00	\$0.00		
	45 Vegetation Control - Mechanical	\$5,000.00	\$5,000.00	\$0.00		
	50 Maintain Access Road	\$2,500.00	\$2,500.00	\$0.00		
	55 Clean & Inspect Inlet/Outlet Structures	\$0.00	\$0.00	\$0.00		
	60 Repair Inlet/Outlet Structures	\$0.00	\$0.00	\$0.00		
	65 Clean Storm Sewer Lines	\$0.00	\$0.00	\$0.00		
	70 Storm Sewer Line Repair	\$0.00	\$0.00	\$0.00		
	75 Clean/Flush Culverts & Bridges	\$0.00	\$0.00	\$0.00		
	80 Miscellaneous Work Activities	\$75,000.00	\$75,000.00	\$42,870.90		
	85 Engineering	\$0.00	\$0.00	\$0.00		
	TOTALS	\$295,300.00	\$319,300.00	\$135,040.23	42%	

Delays or problem areas:

Work completed during current quarter:

Work to be completed during next quarter:
 Clean, Inspect & Repairs to 1 Detention Basin.
 Misc. maintenance and cleaning of channels.

Consultant/
 Contractor: _____
 Project
 Manager: Angelo Santovito

Phone Number: 455-7540

**REGIONAL FLOOD CONTROL DISTRICT
MAINTENANCE WORK PROGRAM
QUARTERLY STATUS REPORT - FY 2016 - 2017**

MWP Facility #: CC 06
 Facility Name: Tropicana Wash
 MP Facility ID: TRWA 0000-0454
 MP Facility ID: TRNB 0000-0040
 MP Facility ID: TRBD 0000-0930
 MP Facility ID: BDMO 0000-0010
 MP Facility ID: BDMD 0121
 MP Facility ID: _____

Entity: CLARK COUNTY
 Date Prepared: 1/30/2017
 Quarter: 2nd Quarter

Force Account/ Contract	Activity	Approved Work Plan Amount (\$)	Amended Work Plan Amount (\$)	Expended To Date (\$)	Percent Complete	Scheduled Completion Date
	3 Facility Assessment and Inventory	\$3,500.00	\$3,500.00	\$0.00		
	5 Inspect Channels	\$3,000.00	\$3,000.00	\$1,778.75		
	6 Inspect Levees, Deten/Debris Basins	\$6,000.00	\$6,000.00	\$2,542.56		
	8 Species Survey and Removal	\$0.00	\$0.00	\$0.00		
	10 Clean and Reshape Channels/Levees	\$15,000.00	\$15,000.00	\$863.21		
	15 Repair Lined Channel	\$15,000.00	\$15,000.00	\$3,239.03		
	20 Erosion Control and Repair	\$7,500.00	\$7,500.00	\$0.00		
	21 Provide/Maintain Dust Control	\$130,000.00	\$130,000.00	\$0.00		
	25 Clean Detention/Debris Basins	\$60,000.00	\$60,000.00	\$0.00		
	35 Fence Repair	\$10,000.00	\$10,000.00	\$1,104.35		
	40 Vegetation Control - Chemical	\$5,000.00	\$5,000.00	\$0.00		
	45 Vegetation Control - Mechanical	\$5,000.00	\$5,000.00	\$0.00		
	50 Maintain Access Road	\$5,000.00	\$5,000.00	\$0.00		
	55 Clean & Inspect Inlet/Outlet Structures	\$0.00	\$0.00	\$0.00		
	60 Repair Inlet/Outlet Structures	\$0.00	\$0.00	\$0.00		
	65 Clean Storm Sewer Lines	\$5,000.00	\$5,000.00	\$0.00		
	70 Storm Sewer Line Repair	\$0.00	\$0.00	\$0.00		
	75 Clean/Flush Culverts & Bridges	\$0.00	\$0.00	\$0.00		
	80 Miscellaneous Work Activities	\$75,000.00	\$75,000.00	\$56,198.29		
	85 Engineering	\$0.00	\$0.00	\$0.00		
	TOTALS	\$345,000.00	\$345,000.00	\$65,726.19	19%	

Delays or problem areas:

Work completed during current quarter:

Work to be completed during next quarter:
 Misc. work contract maintenance adjacent to beltway.
 Channel Inspection, vegetation control and other work as assigned.

Consultant/
 Contractor: _____
 Project
 Manager: Angelo Santovito Phone Number: 455-7540

**REGIONAL FLOOD CONTROL DISTRICT
MAINTENANCE WORK PROGRAM
QUARTERLY STATUS REPORT - FY 2016 - 2017**

MWP Facility #: CC 07
 Facility Name: Airport Channel
 MP Facility ID: TRMC 0000-0290
 MP Facility ID: WGTR 0065-0169
 MP Facility ID: CNWE 0000-0301
 MP Facility ID: _____
 MP Facility ID: _____
 MP Facility ID: _____

Entity: CLARK COUNTY
 Date Prepared: 1/30/2017
 Quarter: 2nd Quarter

Force Account/Contract	Activity	Approved Work Plan Amount (\$)	Amended Work Plan Amount (\$)	Expended To Date (\$)	Percent Complete	Scheduled Completion Date
	3 Facility Assessment and Inventory	\$1,500.00	\$1,500.00	\$0.00		
	5 Inspect Channels	\$1,500.00	\$1,500.00	\$281.29		
	6 Inspect Levees, Deten/Debris Basins	\$0.00	\$0.00	\$0.00		
	8 Species Survey and Removal	\$0.00	\$0.00	\$0.00		
	10 Clean and Reshape Channels/Levees	\$7,000.00	\$7,000.00	\$0.00		
	15 Repair Lined Channel	\$10,000.00	\$10,000.00	\$0.00		
	20 Erosion Control and Repair	\$0.00	\$0.00	\$0.00		
	21 Provide/Maintain Dust Control	\$0.00	\$0.00	\$0.00		
	25 Clean Detention/Debris Basins	\$0.00	\$0.00	\$0.00		
	35 Fence Repair	\$1,000.00	\$1,000.00	\$0.00		
	40 Vegetation Control - Chemical	\$1,000.00	\$1,000.00	\$0.00		
	45 Vegetation Control - Mechanical	\$2,500.00	\$2,500.00	\$0.00		
	50 Maintain Access Road	\$0.00	\$0.00	\$0.00		
	55 Clean & Inspect Inlet/Outlet Structures	\$2,000.00	\$2,000.00	\$0.00		
	60 Repair Inlet/Outlet Structures	\$0.00	\$0.00	\$0.00		
	65 Clean Storm Sewer Lines	\$1,500.00	\$1,500.00	\$0.00		
	70 Storm Sewer Line Repair	\$0.00	\$0.00	\$0.00		
	75 Clean/Flush Culverts & Bridges	\$0.00	\$0.00	\$0.00		
	80 Miscellaneous Work Activities	\$20,000.00	\$20,000.00	\$12,377.01		
	85 Engineering	\$0.00	\$0.00	\$0.00		
	TOTALS	\$48,000.00	\$48,000.00	\$12,658.30	26%	

Delays or problem areas:

Work completed during current quarter:

Work to be completed during next quarter:
 Channel Inspection and debris removal; vegetation control and other work as assigned.

Consultant/ Contractor: _____
 Project Manager: Angelo Santovito Phone Number: 455-7540

**REGIONAL FLOOD CONTROL DISTRICT
MAINTENANCE WORK PROGRAM
QUARTERLY STATUS REPORT - FY 2016 - 2017**

MWP Facility #: CC 08
 Facility Name: Monson Channel
 MP Facility ID: LV02 0000-0303
 MP Facility ID: NLFL 0000-0144
 MP Facility ID: _____
 MP Facility ID: _____
 MP Facility ID: _____
 MP Facility ID: _____

Entity: CLARK COUNTY
 Date Prepared: 1/30/2017
 Quarter: 2nd Quarter

Force Account/ Contract	Activity	Approved Work Plan Amount (\$)	Amended Work Plan Amount (\$)	Expended To Date (\$)	Percent Complete	Scheduled Completion Date
	3 Facility Assessment and Inventory	\$1,200.00	\$1,200.00	\$0.00		
	5 Inspect Channels	\$1,500.00	\$1,500.00	\$258.49		
	6 Inspect Levees, Deten/Debris Basins	\$0.00	\$0.00	\$0.00		
	8 Species Survey and Removal	\$0.00	\$0.00	\$0.00		
	10 Clean and Reshape Channels/Levees	\$7,500.00	\$7,500.00	\$3,968.08		
	15 Repair Lined Channel	\$175,000.00	\$175,000.00	\$0.00		
	20 Erosion Control and Repair	\$0.00	\$0.00	\$0.00		
	21 Provide/Maintain Dust Control	\$0.00	\$0.00	\$0.00		
	25 Clean Detention/Debris Basins	\$0.00	\$0.00	\$0.00		
	35 Fence Repair	\$1,500.00	\$1,500.00	\$0.00		
	40 Vegetation Control - Chemical	\$3,000.00	\$3,000.00	\$0.00		
	45 Vegetation Control - Mechanical	\$20,000.00	\$20,000.00	\$0.00		
	50 Maintain Access Road	\$0.00	\$0.00	\$0.00		
	55 Clean & Inspect Inlet/Outlet Structures	\$0.00	\$0.00	\$0.00		
	60 Repair Inlet/Outlet Structures	\$0.00	\$0.00	\$0.00		
	65 Clean Storm Sewer Lines	\$0.00	\$0.00	\$0.00		
	70 Storm Sewer Line Repair	\$50,000.00	\$50,000.00	\$0.00		
	75 Clean/Flush Culverts & Bridges	\$0.00	\$0.00	\$0.00		
	80 Miscellaneous Work Activities	\$10,000.00	\$10,000.00	\$1,684.32		
	85 Engineering	\$25,000.00	\$25,000.00	\$0.00		
	TOTALS	\$294,700.00	\$294,700.00	\$5,910.89	2%	

Delays or problem areas:

Work completed during current quarter:

Work to be completed during next quarter:
 Channel Inspection, vegetation control and other work as assigned.

Consultant/
 Contractor: _____
 Project
 Manager: Angelo Santovito Phone Number: 455-7540

**REGIONAL FLOOD CONTROL DISTRICT
MAINTENANCE WORK PROGRAM
QUARTERLY STATUS REPORT - FY 2016 - 2017**

MWP Facility #: CC 09
 Facility Name: Rawhide Channel
 MP Facility ID: DCRH 0000-0305
 MP Facility ID: _____
 MP Facility ID: _____
 MP Facility ID: _____
 MP Facility ID: _____
 MP Facility ID: _____

Entity: CLARK COUNTY
 Date Prepared: 1/30/2017
 Quarter: 2nd Quarter

Force Account/ Contract	Activity	Approved Work Plan Amount (\$)	Amended Work Plan Amount (\$)	Expended To Date (\$)	Percent Complete	Scheduled Completion Date
	3 Facility Assessment and Inventory	\$2,500.00	\$2,500.00	\$0.00		
	5 Inspect Channels	\$2,500.00	\$2,500.00	\$773.37		
	6 Inspect Levees, Deten/Debris Basins	\$0.00	\$0.00	\$0.00		
	8 Species Survey and Removal	\$0.00	\$0.00	\$0.00		
	10 Clean and Reshape Channels/Levees	\$7,500.00	\$7,500.00	\$0.00		
	15 Repair Lined Channel	\$450,000.00	\$450,000.00	\$0.00		
	20 Erosion Control and Repair	\$0.00	\$0.00	\$0.00		
	21 Provide/Maintain Dust Control	\$20,000.00	\$20,000.00	\$0.00		
	25 Clean Detention/Debris Basins	\$0.00	\$0.00	\$0.00		
	35 Fence Repair	\$30,000.00	\$30,000.00	\$0.00		
	40 Vegetation Control - Chemical	\$2,000.00	\$2,000.00	\$0.00		
	45 Vegetation Control - Mechanical	\$2,000.00	\$2,000.00	\$0.00		
	50 Maintain Access Road	\$0.00	\$0.00	\$0.00		
	55 Clean & Inspect Inlet/Outlet Structures	\$0.00	\$0.00	\$0.00		
	60 Repair Inlet/Outlet Structures	\$0.00	\$0.00	\$0.00		
	65 Clean Storm Sewer Lines	\$2,500.00	\$2,500.00	\$0.00		
	70 Storm Sewer Line Repair	\$0.00	\$0.00	\$0.00		
	75 Clean/Flush Culverts & Bridges	\$0.00	\$0.00	\$0.00		
	80 Miscellaneous Work Activities	\$20,000.00	\$20,000.00	\$13,012.32		
	85 Engineering	\$1,500.00	\$1,500.00	\$0.00		
	TOTALS	\$540,500.00	\$540,500.00	\$13,785.69	3%	

Delays or problem areas:

Work completed during current quarter:

Work to be completed during next quarter:
 Channel Inspection, vegetation control and other work as assigned.

Consultant/
 Contractor: _____
 Project
 Manager: Angelo Santovito Phone Number: 455-7540

**REGIONAL FLOOD CONTROL DISTRICT
MAINTENANCE WORK PROGRAM
QUARTERLY STATUS REPORT - FY 2016 - 2017**

MWP Facility #: CC 10
 Facility Name: Van Buskirk Channel
 MP Facility ID: VBCH 0000-0138
 MP Facility ID: VBMC 0000-0249
 MP Facility ID: VBTM 0000-0174
 MP Facility ID: VBVR 0000
 MP Facility ID: VBTW 0000
 MP Facility ID: _____

Entity: CLARK COUNTY
 Date Prepared: 1/30/2017
 Quarter: 2nd Quarter

Force Account/Contract	Activity	Approved Work Plan Amount (\$)	Amended Work Plan Amount (\$)	Expended To Date (\$)	Percent Complete	Scheduled Completion Date
	3 Facility Assessment and Inventory	\$2,000.00	\$2,000.00	\$0.00		
	5 Inspect Channels	\$2,000.00	\$2,000.00	\$546.49		
	6 Inspect Levees, Deten/Debris Basins	\$2,000.00	\$2,000.00	\$585.82		
	8 Species Survey and Removal	\$0.00	\$0.00	\$0.00		
	10 Clean and Reshape Channels/Levees	\$2,500.00	\$2,500.00	\$0.00		
	15 Repair Lined Channel	\$2,500.00	\$2,500.00	\$0.00		
	20 Erosion Control and Repair	\$0.00	\$0.00	\$0.00		
	21 Provide/Maintain Dust Control	\$0.00	\$0.00	\$0.00		
	25 Clean Detention/Debris Basins	\$5,000.00	\$5,000.00	\$0.00		
	35 Fence Repair	\$1,000.00	\$1,000.00	\$0.00		
	40 Vegetation Control - Chemical	\$1,000.00	\$1,000.00	\$0.00		
	45 Vegetation Control - Mechanical	\$0.00	\$0.00	\$0.00		
	50 Maintain Access Road	\$0.00	\$0.00	\$0.00		
	55 Clean & Inspect Inlet/Outlet Structures	\$0.00	\$0.00	\$0.00		
	60 Repair Inlet/Outlet Structures	\$0.00	\$0.00	\$0.00		
	65 Clean Storm Sewer Lines	\$5,000.00	\$5,000.00	\$0.00		
	70 Storm Sewer Line Repair	\$0.00	\$0.00	\$0.00		
	75 Clean/Flush Culverts & Bridges	\$0.00	\$0.00	\$0.00		
	80 Miscellaneous Work Activities	\$10,000.00	\$10,000.00	\$3,297.17		
	85 Engineering	\$0.00	\$0.00	\$0.00		
	TOTALS	\$33,000.00	\$33,000.00	\$4,429.48	13%	

Delays or problem areas:

Work completed during current quarter:

Work to be completed during next quarter:
 Channel Inspection, vegetation control and other work as assigned.

Consultant/ Contractor: _____
 Project Manager: Angelo Santovito Phone Number: 455-7540

**REGIONAL FLOOD CONTROL DISTRICT
MAINTENANCE WORK PROGRAM
QUARTERLY STATUS REPORT - FY 2016 - 2017**

MWP Facility #: CC 11
 Facility Name: Flamingo Wash North Fork
 MP Facility ID: FLLA 0000-0379
 MP Facility ID: FLDY 0000-0013
 MP Facility ID: FLMN 0000-0075
 MP Facility ID: _____
 MP Facility ID: _____
 MP Facility ID: _____

Entity: CLARK COUNTY
 Date Prepared: 1/30/2017
 Quarter: 2nd Quarter

Force Account/ Contract	Activity	Approved Work Plan Amount (\$)	Amended Work Plan Amount (\$)	Expended To Date (\$)	Percent Complete	Scheduled Completion Date
	3 Facility Assessment and Inventory	\$2,500.00	\$2,500.00	\$0.00		
	5 Inspect Channels	\$2,500.00	\$2,500.00	\$160.72		
	6 Inspect Levees, Deten/Debris Basins	\$0.00	\$1,000.00	\$677.68		
	8 Species Survey and Removal	\$0.00	\$0.00	\$0.00		
	10 Clean and Reshape Channels/Levees	\$5,000.00	\$5,000.00	\$0.00		
	15 Repair Lined Channel	\$1,000,000.00	\$1,000,000.00	\$544,971.50		
	20 Erosion Control and Repair	\$0.00	\$0.00	\$0.00		
	21 Provide/Maintain Dust Control	\$0.00	\$0.00	\$0.00		
	25 Clean Detention/Debris Basins	\$5,000.00	\$5,000.00	\$0.00		
	35 Fence Repair	\$1,500.00	\$1,500.00	\$0.00		
	40 Vegetation Control - Chemical	\$1,500.00	\$1,500.00	\$0.00		
	45 Vegetation Control - Mechanical	\$0.00	\$0.00	\$0.00		
	50 Maintain Access Road	\$0.00	\$0.00	\$0.00		
	55 Clean & Inspect Inlet/Outlet Structures	\$0.00	\$0.00	\$0.00		
	60 Repair Inlet/Outlet Structures	\$0.00	\$0.00	\$0.00		
	65 Clean Storm Sewer Lines	\$5,000.00	\$5,000.00	\$0.00		
	70 Storm Sewer Line Repair	\$0.00	\$0.00	\$0.00		
	75 Clean/Flush Culverts & Bridges	\$0.00	\$0.00	\$0.00		
	80 Miscellaneous Work Activities	\$20,000.00	\$20,000.00	\$149.87		
	85 Engineering	\$10,000.00	\$10,000.00	\$0.00		
	TOTALS	\$1,053,000.00	\$1,054,000.00	\$545,959.77	52%	

Delays or problem areas:

Work completed during current quarter:

Work to be completed during next quarter:
 Channel Inspection, vegetation control and other work as assigned.

Consultant/
 Contractor: _____
 Project
 Manager: Angelo Santovito Phone Number: 455-7540

**REGIONAL FLOOD CONTROL DISTRICT
MAINTENANCE WORK PROGRAM
QUARTERLY STATUS REPORT - FY 2016 - 2017**

MWP Facility #: CC 14
 Facility Name: Laughlin Washes
 MP Facility ID: LUBC 0000-0324
 MP Facility ID: LUED 0000-0019
 MP Facility ID: LUHS 0000-0242
 MP Facility ID: LUUW 0000-0150
 MP Facility ID: _____
 MP Facility ID: _____

Entity: CLARK COUNTY
 Date Prepared: 1/30/2017
 Quarter: 2nd Quarter

Force Account/ Contract	Activity	Approved Work Plan Amount (\$)	Amended Work Plan Amount (\$)	Expended To Date (\$)	Percent Complete	Scheduled Completion Date
	3 Facility Assessment and Inventory	\$1,000.00	\$1,000.00	\$0.00		
	5 Inspect Channels	\$1,500.00	\$1,500.00	\$562.57		
	6 Inspect Levees, Deten/Debris Basins	\$2,500.00	\$2,500.00	\$642.93		
	8 Species Survey and Removal	\$0.00	\$0.00	\$0.00		
	10 Clean and Reshape Channels/Levees	\$0.00	\$0.00	\$0.00		
	15 Repair Lined Channel	\$0.00	\$0.00	\$0.00		
	20 Erosion Control and Repair	\$0.00	\$0.00	\$0.00		
	21 Provide/Maintain Dust Control	\$0.00	\$0.00	\$0.00		
	25 Clean Detention/Debris Basins	\$20,000.00	\$20,000.00	\$0.00		
	35 Fence Repair	\$2,000.00	\$2,000.00	\$0.00		
	40 Vegetation Control - Chemical	\$1,500.00	\$1,500.00	\$0.00		
	45 Vegetation Control - Mechanical	\$1,500.00	\$1,500.00	\$0.00		
	50 Maintain Access Road	\$0.00	\$0.00	\$0.00		
	55 Clean & Inspect Inlet/Outlet Structures	\$0.00	\$0.00	\$0.00		
	60 Repair Inlet/Outlet Structures	\$5,000.00	\$5,000.00	\$0.00		
	65 Clean Storm Sewer Lines	\$0.00	\$0.00	\$0.00		
	70 Storm Sewer Line Repair	\$0.00	\$0.00	\$0.00		
	75 Clean/Flush Culverts & Bridges	\$0.00	\$0.00	\$0.00		
	80 Miscellaneous Work Activities	\$2,000.00	\$2,000.00	\$458.10		
	85 Engineering	\$0.00	\$0.00	\$0.00		
	TOTALS	\$37,000.00	\$37,000.00	\$1,663.60	4%	

Delays or problem areas:

Work completed during current quarter:

Work to be completed during next quarter:

Sediment removal from basin area upstream of LUED0008.
 Channel Inspection, vegetation control and other work as assigned.

Consultant/
 Contractor:
 Project
 Manager:

_____ Angelo Santovito _____

Phone Number: 455-7540

**REGIONAL FLOOD CONTROL DISTRICT
MAINTENANCE WORK PROGRAM
QUARTERLY STATUS REPORT - FY 2016 - 2017**

MWP Facility #: CC 15
 Facility Name: Moapa Valley
 MP Facility ID: LWAW 0000
 MP Facility ID: GASD 0000-0058
 MP Facility ID: MRLV 0276-0105; 0375; 0534-0537
 MP Facility ID: MRLI 0000
 MP Facility ID: _____
 MP Facility ID: _____

Entity: CLARK COUNTY
 Date Prepared: 1/30/2017
 Quarter: 2nd Quarter

Force Account/ Contract	Activity	Approved Work Plan Amount (\$)	Amended Work Plan Amount (\$)	Expended To Date (\$)	Percent Complete	Scheduled Completion Date
	3 Facility Assessment and Inventory	\$1,000.00	\$1,000.00	\$0.00		
	5 Inspect Channels	\$2,500.00	\$2,500.00	\$1,367.37		
	6 Inspect Levees, Deten/Debris Basins	\$0.00	\$0.00	\$0.00		
	8 Species Survey and Removal	\$0.00	\$0.00	\$0.00		
	10 Clean and Reshape Channels/Levees	\$10,000.00	\$16,000.00	\$15,610.27		
	15 Repair Lined Channel	\$0.00	\$0.00	\$0.00		
	20 Erosion Control and Repair	\$0.00	\$0.00	\$0.00		
	21 Provide/Maintain Dust Control	\$0.00	\$0.00	\$0.00		
	25 Clean Detention/Debris Basins	\$2,000.00	\$2,000.00	\$0.00		
	35 Fence Repair	\$0.00	\$0.00	\$0.00		
	40 Vegetation Control - Chemical	\$2,000.00	\$2,000.00	\$0.00		
	45 Vegetation Control - Mechanical	\$1,000.00	\$1,000.00	\$0.00		
	50 Maintain Access Road	\$0.00	\$0.00	\$0.00		
	55 Clean & Inspect Inlet/Outlet Structures	\$0.00	\$0.00	\$0.00		
	60 Repair Inlet/Outlet Structures	\$0.00	\$0.00	\$0.00		
	65 Clean Storm Sewer Lines	\$0.00	\$0.00	\$0.00		
	70 Storm Sewer Line Repair	\$0.00	\$0.00	\$0.00		
	75 Clean/Flush Culverts & Bridges	\$0.00	\$0.00	\$0.00		
	80 Miscellaneous Work Activities	\$50,000.00	\$50,000.00	\$742.10		
	85 Engineering	\$0.00	\$0.00	\$0.00		
	TOTALS	\$68,500.00	\$74,500.00	\$17,719.74	24%	

Delays or problem areas:

Work completed during current quarter:

Work to be completed during next quarter:

Channel Inspection, vegetation control and other work as assigned.

Consultant/

Contractor: _____

Project

Manager: _____

Angelo Santovito

Phone Number: _____

455-7540

**REGIONAL FLOOD CONTROL DISTRICT
MAINTENANCE WORK PROGRAM
QUARTERLY STATUS REPORT - FY 2016 - 2017**

MWP Facility #: CC 16
 Facility Name: Blue Diamond Wash
 MP Facility ID: BDWA 0000-0205; 0394-0429
 MP Facility ID: BD02 0000-0111
 MP Facility ID: BD03 0000-0075
 MP Facility ID: BDBE 0000-0068
 MP Facility ID: BDJO 0000-0005
 MP Facility ID: BDRB 0000-0122

Entity: CLARK COUNTY
 Date Prepared: 1/30/2017
 Quarter: 2nd Quarter

Force Account/Contract	Activity	Approved Work Plan Amount (\$)	Amended Work Plan Amount (\$)	Expended To Date (\$)	Percent Complete	Scheduled Completion Date
	3 Facility Assessment and Inventory	\$3,500.00	\$3,500.00	\$0.00		
	5 Inspect Channels	\$3,500.00	\$3,500.00	\$1,133.33		
	6 Inspect Levees, Deten/Debris Basins	\$2,000.00	\$2,000.00	\$996.80		
	8 Species Survey and Removal	\$0.00	\$0.00	\$0.00		
	10 Clean and Reshape Channels/Levees	\$10,000.00	\$10,000.00	\$1,123.68		
	15 Repair Lined Channel	\$10,000.00	\$10,000.00	\$0.00		
	20 Erosion Control and Repair	\$15,000.00	\$15,000.00	\$0.00		
	21 Provide/Maintain Dust Control	\$0.00	\$0.00	\$0.00		
	25 Clean Detention/Debris Basins	\$50,000.00	\$50,000.00	\$0.00		
	35 Fence Repair	\$2,000.00	\$2,000.00	\$0.00		
	40 Vegetation Control - Chemical	\$2,000.00	\$2,000.00	\$210.13		
	45 Vegetation Control - Mechanical	\$5,000.00	\$5,000.00	\$0.00		
	50 Maintain Access Road	\$0.00	\$0.00	\$0.00		
	55 Clean & Inspect Inlet/Outlet Structures	\$1,000.00	\$1,000.00	\$0.00		
	60 Repair Inlet/Outlet Structures	\$0.00	\$0.00	\$0.00		
	65 Clean Storm Sewer Lines	\$1,500.00	\$1,500.00	\$0.00		
	70 Storm Sewer Line Repair	\$0.00	\$0.00	\$0.00		
	75 Clean/Flush Culverts & Bridges	\$1,500.00	\$1,500.00	\$0.00		
	80 Miscellaneous Work Activities	\$40,000.00	\$40,000.00	\$25,453.36		
	85 Engineering	\$0.00	\$0.00	\$0.00		
	TOTALS	\$147,000.00	\$147,000.00	\$28,917.30	20%	

Delays or problem areas:

Work completed during current quarter:

Work to be completed during next quarter:
 Channel maintenance contract adjacent to beltway.
 Channel Inspection, vegetation control and other work as assigned.

Consultant/
 Contractor: _____
 Project
 Manager: Angelo Santovito Phone Number: 455-7540

**REGIONAL FLOOD CONTROL DISTRICT
MAINTENANCE WORK PROGRAM
QUARTERLY STATUS REPORT - FY 2016 - 2017**

MWP Facility #: CC 17
 Facility Name: Searchlight
 MP Facility ID: SREA 0000-0051
 MP Facility ID: _____
 MP Facility ID: _____
 MP Facility ID: _____
 MP Facility ID: _____
 MP Facility ID: _____

Entity: CLARK COUNTY
 Date Prepared: 1/30/2017
 Quarter: 2nd Quarter

Force Account/ Contract	Activity	Approved Work Plan Amount (\$)	Amended Work Plan Amount (\$)	Expended To Date (\$)	Percent Complete	Scheduled Completion Date
	3 Facility Assessment and Inventory	\$500.00	\$500.00	\$0.00		
	5 Inspect Channels	\$500.00	\$550.00	\$516.96		
	6 Inspect Levees, Deten/Debris Basins	\$0.00	\$0.00	\$0.00		
	8 Species Survey and Removal	\$0.00	\$0.00	\$0.00		
	10 Clean and Reshape Channels/Levees	\$0.00	\$0.00	\$0.00		
	15 Repair Lined Channel	\$0.00	\$0.00	\$0.00		
	20 Erosion Control and Repair	\$0.00	\$0.00	\$0.00		
	21 Provide/Maintain Dust Control	\$0.00	\$0.00	\$0.00		
	25 Clean Detention/Debris Basins	\$0.00	\$0.00	\$0.00		
	35 Fence Repair	\$0.00	\$0.00	\$0.00		
	40 Vegetation Control - Chemical	\$0.00	\$0.00	\$0.00		
	45 Vegetation Control - Mechanical	\$0.00	\$0.00	\$0.00		
	50 Maintain Access Road	\$0.00	\$0.00	\$0.00		
	55 Clean & Inspect Inlet/Outlet Structures	\$0.00	\$0.00	\$0.00		
	60 Repair Inlet/Outlet Structures	\$0.00	\$0.00	\$0.00		
	65 Clean Storm Sewer Lines	\$0.00	\$0.00	\$0.00		
	70 Storm Sewer Line Repair	\$0.00	\$0.00	\$0.00		
	75 Clean/Flush Culverts & Bridges	\$0.00	\$0.00	\$0.00		
	80 Miscellaneous Work Activities	\$1,000.00	\$1,000.00	\$0.00		
	85 Engineering	\$0.00	\$0.00	\$0.00		
	TOTALS	\$2,000.00	\$2,050.00	\$516.96	25%	

Delays or problem areas:

Work completed during current quarter:

Work to be completed during next quarter:
 Channel Inspection, vegetation control and other work as assigned.

Consultant/
 Contractor: _____
 Project
 Manager: Angelo Santovito Phone Number: 455-7540

**REGIONAL FLOOD CONTROL DISTRICT
MAINTENANCE WORK PROGRAM
QUARTERLY STATUS REPORT - FY 2016 - 2017**

MWP Facility #: CC 18
 Facility Name: Bunkerville
 MP Facility ID: WIWA 0000-0038
 MP Facility ID: JEWA 0165
 MP Facility ID: _____
 MP Facility ID: _____
 MP Facility ID: _____
 MP Facility ID: _____

Entity: CLARK COUNTY
 Date Prepared: 1/30/2017
 Quarter: 2nd Quarter

Force Account/ Contract	Activity	Approved Work Plan Amount (\$)	Amended Work Plan Amount (\$)	Expended To Date (\$)	Percent Complete	Scheduled Completion Date
	3 Facility Assessment and Inventory	\$1,000.00	\$1,000.00	\$0.00		
	5 Inspect Channels	\$1,000.00	\$1,000.00	\$218.31		
	6 Inspect Levees, Deten/Debris Basins	\$1,200.00	\$1,200.00	\$1,154.47		
	8 Species Survey and Removal	\$0.00	\$0.00	\$0.00		
	10 Clean and Reshape Channels/Levees	\$0.00	\$0.00	\$0.00		
	15 Repair Lined Channel	\$0.00	\$0.00	\$0.00		
	20 Erosion Control and Repair	\$0.00	\$19,900.00	\$17,743.03		
	21 Provide/Maintain Dust Control	\$0.00	\$0.00	\$0.00		
	25 Clean Detention/Debris Basins	\$5,000.00	\$5,000.00	\$0.00		
	35 Fence Repair	\$2,500.00	\$2,500.00	\$0.00		
	40 Vegetation Control - Chemical	\$1,000.00	\$1,000.00	\$0.00		
	45 Vegetation Control - Mechanical	\$0.00	\$0.00	\$0.00		
	50 Maintain Access Road	\$0.00	\$0.00	\$0.00		
	55 Clean & Inspect Inlet/Outlet Structures	\$0.00	\$0.00	\$0.00		
	60 Repair Inlet/Outlet Structures	\$0.00	\$0.00	\$0.00		
	65 Clean Storm Sewer Lines	\$0.00	\$0.00	\$0.00		
	70 Storm Sewer Line Repair	\$0.00	\$0.00	\$0.00		
	75 Clean/Flush Culverts & Bridges	\$0.00	\$0.00	\$0.00		
	80 Miscellaneous Work Activities	\$1,000.00	\$1,000.00	\$0.00		
	85 Engineering	\$0.00	\$0.00	\$0.00		
	TOTALS	\$12,700.00	\$32,600.00	\$19,115.81	59%	

Delays or problem areas:

Work completed during current quarter:

Work to be completed during next quarter:
 Channel Inspection, vegetation control and other work as assigned.

Consultant/
 Contractor: _____
 Project
 Manager: Angelo Santovito Phone Number: 455-7540

**REGIONAL FLOOD CONTROL DISTRICT
MAINTENANCE WORK PROGRAM
QUARTERLY STATUS REPORT - FY 2016 - 2017**

MWP Facility #: CC 19
 Facility Name: Pittman
 MP Facility ID: PTWA 0476-0738
 MP Facility ID: PTBL 0000-0157
 MP Facility ID: PTDC 0000-0013
 MP Facility ID: PTWB 0000-0016
 MP Facility ID: _____
 MP Facility ID: _____

Entity: CLARK COUNTY
 Date Prepared: 1/30/2017
 Quarter: 2nd Quarter

Force Account/Contract	Activity	Approved Work Plan Amount (\$)	Amended Work Plan Amount (\$)	Expended To Date (\$)	Percent Complete	Scheduled Completion Date
	3 Facility Assessment and Inventory	\$2,000.00	\$17,000.00	\$13,423.26		
	5 Inspect Channels	\$3,000.00	\$3,000.00	\$1,033.99		
	6 Inspect Levees, Deten/Debris Basins	\$0.00	\$0.00	\$0.00		
	8 Species Survey and Removal	\$0.00	\$0.00	\$0.00		
	10 Clean and Reshape Channels/Levees	\$5,000.00	\$5,000.00	\$0.00		
	15 Repair Lined Channel	\$5,000.00	\$5,000.00	\$0.00		
	20 Erosion Control and Repair	\$0.00	\$0.00	\$0.00		
	21 Provide/Maintain Dust Control	\$0.00	\$0.00	\$0.00		
	25 Clean Detention/Debris Basins	\$0.00	\$0.00	\$0.00		
	35 Fence Repair	\$2,000.00	\$2,000.00	\$0.00		
	40 Vegetation Control - Chemical	\$2,500.00	\$2,500.00	\$0.00		
	45 Vegetation Control - Mechanical	\$5,000.00	\$5,000.00	\$0.00		
	50 Maintain Access Road	\$0.00	\$0.00	\$0.00		
	55 Clean & Inspect Inlet/Outlet Structures	\$0.00	\$0.00	\$0.00		
	60 Repair Inlet/Outlet Structures	\$0.00	\$0.00	\$0.00		
	65 Clean Storm Sewer Lines	\$1,500.00	\$1,500.00	\$0.00		
	70 Storm Sewer Line Repair	\$1,500.00	\$1,500.00	\$0.00		
	75 Clean/Flush Culverts & Bridges	\$0.00	\$0.00	\$0.00		
	80 Miscellaneous Work Activities	\$25,000.00	\$25,000.00	\$5,775.01		
	85 Engineering	\$0.00	\$0.00	\$0.00		
	TOTALS	\$52,500.00	\$67,500.00	\$20,232.26	30%	

Delays or problem areas:

Work completed during current quarter:

Work to be completed during next quarter:
 Channel Inspection, vegetation control and other work as assigned.

Consultant/
 Contractor: _____
 Project
 Manager: Angelo Santovito Phone Number: 455-7540

**REGIONAL FLOOD CONTROL DISTRICT
MAINTENANCE WORK PROGRAM
QUARTERLY STATUS REPORT - FY 2016 - 2017**

MWP Facility #: CC 20
 Facility Name: Indian Springs
 MP Facility ID: ISWE 0100-0101
 MP Facility ID: _____
 MP Facility ID: _____
 MP Facility ID: _____
 MP Facility ID: _____
 MP Facility ID: _____

Entity: CLARK COUNTY
 Date Prepared: 1/30/2017
 Quarter: 2nd Quarter

Force Account/Contract	Activity	Approved Work Plan Amount (\$)	Amended Work Plan Amount (\$)	Expended To Date (\$)	Percent Complete	Scheduled Completion Date
	3 Facility Assessment and Inventory	\$1,000.00	\$1,000.00	\$0.00		
	5 Inspect Channels	\$1,000.00	\$1,000.00	\$0.00		
	6 Inspect Levees, Deten/Debris Basins	\$1,000.00	\$1,050.00	\$1,016.57		
	8 Species Survey and Removal	\$0.00	\$0.00	\$0.00		
	10 Clean and Reshape Channels/Levees	\$0.00	\$0.00	\$0.00		
	15 Repair Lined Channel	\$0.00	\$0.00	\$0.00		
	20 Erosion Control and Repair	\$0.00	\$0.00	\$0.00		
	21 Provide/Maintain Dust Control	\$0.00	\$0.00	\$0.00		
	25 Clean Detention/Debris Basins	\$5,000.00	\$5,000.00	\$0.00		
	35 Fence Repair	\$0.00	\$0.00	\$0.00		
	40 Vegetation Control - Chemical	\$0.00	\$0.00	\$0.00		
	45 Vegetation Control - Mechanical	\$0.00	\$0.00	\$0.00		
	50 Maintain Access Road	\$0.00	\$0.00	\$0.00		
	55 Clean & Inspect Inlet/Outlet Structures	\$0.00	\$0.00	\$0.00		
	60 Repair Inlet/Outlet Structures	\$0.00	\$0.00	\$0.00		
	65 Clean Storm Sewer Lines	\$0.00	\$0.00	\$0.00		
	70 Storm Sewer Line Repair	\$0.00	\$0.00	\$0.00		
	75 Clean/Flush Culverts & Bridges	\$0.00	\$0.00	\$0.00		
	80 Miscellaneous Work Activities	\$3,000.00	\$3,000.00	\$0.00		
	85 Engineering	\$0.00	\$0.00	\$0.00		
	TOTALS	\$11,000.00	\$11,050.00	\$1,016.57	9%	

Delays or problem areas:

Work completed during current quarter:

Work to be completed during next quarter:
 Channel Inspection, vegetation control and other work as assigned.

Consultant/ Contractor: _____
 Project Manager: Angelo Santovito Phone Number: 455-7540

**REGIONAL FLOOD CONTROL DISTRICT
MAINTENANCE WORK PROGRAM
QUARTERLY STATUS REPORT - FY 2016 - 2017**

MWP Facility #: CC 21
 Facility Name: Northern Beltway
 MP Facility ID: CNWE 0000-0301 EKEA 0056-0338
 MP Facility ID: GOBE 0000-0139 GOBW 0000-0048
 MP Facility ID: GOL3 0000-0100 GOL5 0000-0032
 MP Facility ID: GONO 0230-0335 RCBC 0000-0140
 MP Facility ID: RCHB 0065-0198 RWWE 0493-0517
 MP Facility ID: RWBE 0000 RWBW 0030

Entity: CLARK COUNTY
 Date Prepared: 1/30/2017
 Quarter: 2nd Quarter

Force Account/Contract	Activity	Approved Work Plan Amount (\$)	Amended Work Plan Amount (\$)	Expended To Date (\$)	Percent Complete	Scheduled Completion Date
	3 Facility Assessment and Inventory	\$1,000.00	\$1,000.00	\$0.00		
	5 Inspect Channels	\$3,000.00	\$3,000.00	\$2,997.45		
	6 Inspect Levees, Deten/Debris Basins	\$0.00	\$0.00	\$0.00		
	8 Species Survey and Removal	\$0.00	\$0.00	\$0.00		
	10 Clean and Reshape Channels/Levees	\$10,000.00	\$10,000.00	\$0.00		
	15 Repair Lined Channel	\$2,000.00	\$2,000.00	\$0.00		
	20 Erosion Control and Repair	\$30,000.00	\$30,000.00	\$0.00		
	21 Provide/Maintain Dust Control	\$0.00	\$0.00	\$0.00		
	25 Clean Detention/Debris Basins	\$0.00	\$0.00	\$0.00		
	35 Fence Repair	\$5,000.00	\$5,000.00	\$1,585.00		
	40 Vegetation Control - Chemical	\$5,000.00	\$5,000.00	\$0.00		
	45 Vegetation Control - Mechanical	\$0.00	\$0.00	\$0.00		
	50 Maintain Access Road	\$0.00	\$0.00	\$0.00		
	55 Clean & Inspect Inlet/Outlet Structures	\$0.00	\$0.00	\$0.00		
	60 Repair Inlet/Outlet Structures	\$0.00	\$0.00	\$0.00		
	65 Clean Storm Sewer Lines	\$5,000.00	\$5,000.00	\$0.00		
	70 Storm Sewer Line Repair	\$0.00	\$0.00	\$0.00		
	75 Clean/Flush Culverts & Bridges	\$0.00	\$0.00	\$0.00		
	80 Miscellaneous Work Activities	\$40,000.00	\$40,000.00	\$8,013.45		
	85 Engineering	\$0.00	\$0.00	\$0.00		
	TOTALS	\$101,000.00	\$101,000.00	\$12,595.90	12%	

Delays or problem areas:

Work completed during current quarter:

Work to be completed during next quarter:
 Channel maintenance contract adjacent to beltway.
 Channel Inspection, vegetation control and other work as assigned.

Consultant/
 Contractor: _____
 Project
 Manager: Angelo Santovito Phone Number: 455-7540

**REGIONAL FLOOD CONTROL DISTRICT
MAINTENANCE WORK PROGRAM
QUARTERLY STATUS REPORT FY 2016-17**

MWP Facility#: HEN 01
 Facility Name: C-1 CHANNEL
 MP Facility ID: C1CH 0000-0674

Entity: CITY OF HENDERSON
 Date Prepared: 12/31/2016

Force Account/Contract	Activity	Approved Work Plan Amount (\$)	Amended Work Plan Amount (\$)	Total Expenditures (\$)	Percent Complete	Scheduled Completion Date
3	Facility Assessment and Inventory					
5	Inspect Channels	\$1,500.00	\$5,086.79	\$5,086.79	100%	
6	Inspect Levees/Detention and Debris Basins					
8	Species Survey and Removal					
10	Clean and Reshape Channels/Levees	\$44,800.00	\$103,706.81	\$103,706.81	100%	
15	Repair Lined Channel	\$15,000.00	\$500.00	\$0.00	0%	
20	Erosion Control and Repair	\$2,000.00	\$500.00	\$381.71	76%	
21	Provide/Maintain Dust Control	\$5,000.00	\$7,570.54	\$7,570.54	100%	
25	Clean Detention/Debris Basins					
35	Fence Repair	\$10,000.00	\$6,587.20	\$6,587.20	100%	
40	Vegetation Control - Chemical					
45	Vegetation Control - Mechanical	\$10,000.00	\$6,106.86	\$6,106.86	100%	
50	Maintain Access Road					
55	Clean & Inspect Inlet/Outlet Structures					
60	Repair Inlet/Outlet Structures					
65	Clean Storm Sewer Lines					
70	Storm Sewer Repair					
75	Clean/Flush Culverts & Bridges					
80	Miscellaneous Work Activities		\$89.18	\$89.18	100%	
85	Engineering		\$1,418.54	\$1,418.54	100%	
TOTALS		\$88,300.00	\$131,565.92	\$130,947.63		Jun-2017

Delays or Problem Areas:

Work completed during prior fiscal year:

Completed programmed maintenance.

Work to be completed during current fiscal year:

Act 10 - Clean channel and dispose material. Activity 21 - Provide/Maintain Dust Control; Act 45 - Remove and dispose of vegetation along unlined banks of channel, at riprap lined sections, and at joints.

Consultant/ Contractor: _____
 Project Manager: Albert J. Jankowiak (702) 267-3024

**REGIONAL FLOOD CONTROL DISTRICT
MAINTENANCE WORK PROGRAM
QUARTERLY STATUS REPORT FY 2016-17**

MWP Facility#: HEN 02
 Facility Name: GREENWAY CHANNEL
 MP Facility ID: C1GW 0000-0081

Entity: CITY OF HENDERSON
 Date Prepared: 12/31/2016

Force Account/Contract	Activity	Approved Work Plan Amount (\$)	Amended Work Plan Amount (\$)	Total Expenditures (\$)	Percent Complete	Scheduled Completion Date
3	Facility Assessment and Inventory					
5	Inspect Channels	\$500.00	\$514.00	\$514.00	100%	
6	Inspect Levees/Detention and Debris Basins					
8	Species Survey and Removal					
10	Clean and Reshape Channels/Levees	\$8,000.00	\$967.52	\$967.52	100%	
15	Repair Lined Channel					
20	Erosion Control and Repair		\$1,297.48	\$1,297.48	100%	
21	Provide/Maintain Dust Control					
25	Clean Detention/Debris Basins					
35	Fence Repair	\$2,000.00	\$500.00	\$324.13	65%	
40	Vegetation Control - Chemical		\$343.08	\$343.08	100%	
45	Vegetation Control - Mechanical	\$2,000.00	\$500.00	\$0.00	0%	
50	Maintain Access Road					
55	Clean & Inspect Inlet/Outlet Structures					
60	Repair Inlet/Outlet Structures					
65	Clean Storm Sewer Lines					
70	Storm Sewer Repair					
75	Clean/Flush Culverts & Bridges	\$1,000.00	\$7,629.03	\$7,629.03	100%	
80	Miscellaneous Work Activities					
85	Engineering		\$126.72	\$126.72	100%	
TOTALS		\$13,500.00	\$11,877.83	\$11,201.96		Jun-2017

Delays or Problem Areas:

Work completed during prior fiscal year:

Completed programmed maintenance.

Work to be completed during current fiscal year:

Act 10 - Clean channel and dispose of material. General maintenance activities.

Consultant/
 Contractor: _____
 Project
 Manager: Albert J. Jankowiak (702) 267-3024

**REGIONAL FLOOD CONTROL DISTRICT
MAINTENANCE WORK PROGRAM
QUARTERLY STATUS REPORT FY 2016-17**

MWP Facility#: HEN 03
 Facility Name: VAN WAGENEN CHANNEL
 MP Facility ID: PTVW 0010-0180

Entity: CITY OF HENDERSON
 Date Prepared: 12/31/2016

Force Account/Contract	Activity	Approved Work Plan Amount (\$)	Amended Work Plan Amount (\$)	Total Expenditures (\$)	Percent Complete	Scheduled Completion Date
3	Facility Assessment and Inventory					
5	Inspect Channels	\$300.00		\$40.36	13%	
6	Inspect Levees/Detention and Debris Basins					
8	Species Survey and Removal					
10	Clean and Reshape Channels/Levees	\$500.00		\$0.00	0%	
15	Repair Lined Channel					
20	Erosion Control and Repair					
21	Provide/Maintain Dust Control					
25	Clean Detention/Debris Basins					
35	Fence Repair					
40	Vegetation Control - Chemical					
45	Vegetation Control - Mechanical	\$500.00		\$0.00	0%	
50	Maintain Access Road					
55	Clean & Inspect Inlet/Outlet Structures					
60	Repair Inlet/Outlet Structures					
65	Clean Storm Sewer Lines					
70	Storm Sewer Repair					
75	Clean/Flush Culverts & Bridges					
80	Miscellaneous Work Activities					
85	Engineering					
TOTALS		\$1,300.00	\$0.00	\$40.36		Jun-2017

Delays or Problem Areas:

Work completed during prior fiscal year:

Completed programmed activities.

Work to be completed during current fiscal year:

Act 10 - Remove sediment, debris, and vegetation in open channel and dispose of material. General maintenance activities.

Consultant/
 Contractor: _____
 Project
 Manager: Albert J. Jankowiak (702) 267-3024

**REGIONAL FLOOD CONTROL DISTRICT
MAINTENANCE WORK PROGRAM
QUARTERLY STATUS REPORT FY 2016-17**

MWP Facility#: HEN 04
 Facility Name: GIBSON CHANNEL
 MP Facility ID: PTGB 0058-0249

Entity: CITY OF HENDERSON
 Date Prepared: 12/31/2016

Force Account/Contract	Activity	Approved Work Plan Amount (\$)	Amended Work Plan Amount (\$)	Total Expenditures (\$)	Percent Complete	Scheduled Completion Date
3	Facility Assessment and Inventory					
5	Inspect Channels	\$500.00	\$500.00	\$437.19	87%	
6	Inspect Levees/Detention and Debris Basins					
8	Species Survey and Removal					
10	Clean and Reshape Channels/Levees	\$5,000.00	\$2,428.31	\$2,428.31	100%	
15	Repair Lined Channel					
20	Erosion Control and Repair	\$1,000.00	\$500.00	\$0.00	0%	
21	Provide/Maintain Dust Control	\$500.00	\$500.00	\$0.00	0%	
25	Clean Detention/Debris Basins					
35	Fence Repair	\$2,000.00	\$2,365.28	\$2,365.28	100%	
40	Vegetation Control - Chemical					
45	Vegetation Control - Mechanical	\$1,000.00	\$500.00	\$0.00	0%	
50	Maintain Access Road					
55	Clean & Inspect Inlet/Outlet Structures					
60	Repair Inlet/Outlet Structures					
65	Clean Storm Sewer Lines					
70	Storm Sewer Repair					
75	Clean/Flush Culverts & Bridges		\$7,893.77	\$4,893.77	62%	
80	Miscellaneous Work Activities					
85	Engineering					
TOTALS		\$10,000.00	\$14,687.36	\$10,124.55		Jun-2017

Delays or Problem Areas:

Work completed during prior fiscal year:

Completed programmed activities.

Work to be completed during current fiscal year:

Act 10 - Remove sediment, debris, and vegetation in open channel and dispose of material. General maintenance activities.

Consultant/
 Contractor:
 Project
 Manager: Albert J. Jankowiak (702) 267-3024

**REGIONAL FLOOD CONTROL DISTRICT
MAINTENANCE WORK PROGRAM
QUARTERLY STATUS REPORT FY 2016-17**

MWP Facility#: HEN 05
 Facility Name: LOWER PITTMAN CHANNEL
 MP Facility ID: PTDC 0013-0237

Entity: CITY OF HENDERSON
 Date Prepared: 12/31/2016

Force Account/Contract	Activity	Approved Work Plan Amount (\$)	Amended Work Plan Amount (\$)	Total Expenditures (\$)	Percent Complete	Scheduled Completion Date
3	Facility Assessment and Inventory					
5	Inspect Channels	\$1,500.00	\$1,000.00	\$409.79	41%	
6	Inspect Levees/Detention and Debris Basins					
8	Species Survey and Removal					
10	Clean and Reshape Channels/Levees	\$15,000.00	\$3,141.24	\$3,141.24	100%	
15	Repair Lined Channel	\$10,000.00	\$2,500.00	\$0.00	0%	
20	Erosion Control and Repair					
21	Provide/Maintain Dust Control					
25	Clean Detention/Debris Basins					
35	Fence Repair	\$5,000.00	\$1,711.31	\$1,711.31	100%	
40	Vegetation Control - Chemical					
45	Vegetation Control - Mechanical	\$1,000.00	\$1,000.00	\$319.92	32%	
50	Maintain Access Road					
55	Clean & Inspect Inlet/Outlet Structures					
60	Repair Inlet/Outlet Structures					
65	Clean Storm Sewer Lines					
70	Storm Sewer Repair					
75	Clean/Flush Culverts & Bridges					
80	Miscellaneous Work Activities	\$500.00	\$500.00	\$471.19	94%	
85	Engineering					
TOTALS		\$33,000.00	\$9,852.55	\$6,053.45		Jun-2017

Delays or Problem Areas:

Work completed during prior fiscal year:

Completed programmed activities.

Work to be completed during current fiscal year:

Act 10 - Clean channel and dispose material. Activity 21 - Provide/Maintain Dust Control; Act 45 - Remove and dispose of vegetation along unlined banks of channel, at riprap lined sections, and at joints.

Consultant/
 Contractor:
 Project
 Manager: Albert J. Jankowiak (702) 267-3024

**REGIONAL FLOOD CONTROL DISTRICT
MAINTENANCE WORK PROGRAM
QUARTERLY STATUS REPORT FY 2016-17**

MWP Facility#: HEN 06
 Facility Name: UPPER PITTMAN WASH
 MP Facility ID: PTWA 0000-0047 & 0055-0476

Entity: CITY OF HENDERSON
 Date Prepared: 12/31/2016

Force Account/ Contract	Activity	Approved Work Plan Amount (\$)	Amended Work Plan Amount (\$)	Total Expenditures (\$)	Percent Complete	Scheduled Completion Date
3	Facility Assessment and Inventory					
5	Inspect Channels	\$1,500.00	\$7,343.44	\$7,343.44	100%	
6	Inspect Levees/Detention and Debris Basins					
8	Species Survey and Removal					
10	Clean and Reshape Channels/Levees	\$20,000.00	\$15,000.00	\$12,204.09	81%	
15	Repair Lined Channel	\$10,000.00	\$50,000.00	\$47,400.32	95%	
20	Erosion Control and Repair	\$30,000.00	\$30,000.00	\$28,298.96	94%	
21	Provide/Maintain Dust Control	\$5,000.00	\$2,387.25	\$2,387.25	100%	
25	Clean Detention/Debris Basins					
35	Fence Repair	\$1,000.00	\$6,884.18	\$6,884.18	100%	
40	Vegetation Control - Chemical	\$5,000.00	\$0.00	\$0.00	0%	
45	Vegetation Control - Mechanical	\$5,000.00	\$21,918.52	\$21,918.52	100%	
50	Maintain Access Road					
55	Clean & Inspect Inlet/Outlet Structures					
60	Repair Inlet/Outlet Structures					
65	Clean Storm Sewer Lines					
70	Storm Sewer Repair					
75	Clean/Flush Culverts & Bridges		\$18,103.37	\$18,103.37	100%	
80	Miscellaneous Work Activities		\$239.39	\$239.39	100%	
85	Engineering	\$5,000.00	\$14,811.81	\$14,811.81	100%	
TOTALS		\$82,500.00	\$166,687.96	\$159,591.33		Jun-2017

Delays or Problem Areas:

Work completed during prior fiscal year:

Completed programmed maintenance.

Work to be completed during current fiscal year:

Act 10 - Clean channel and dispose material. Activity 21 - Provide/Maintain Dust Control; Act 45 - Remove and dispose of vegetation along unlined banks of channel, at riprap lined sections, and at joints.

Consultant/
 Contractor:
 Project
 Manager: Albert J. Jankowiak (702) 267-3024

**REGIONAL FLOOD CONTROL DISTRICT
MAINTENANCE WORK PROGRAM
QUARTERLY STATUS REPORT FY 2016-17**

MWP Facility#: HEN 07
 Facility Name: UPRR CHANNEL
 MP Facility ID: PTRW 0000-0131

Entity: CITY OF HENDERSON
 Date Prepared: 12/31/2016

Force Account/Contract	Activity	Approved Work Plan Amount (\$)	Amended Work Plan Amount (\$)	Total Expenditures (\$)	Percent Complete	Scheduled Completion Date
3	Facility Assessment and Inventory					
5	Inspect Channels	\$500.00	\$500.00	\$40.16	8%	
6	Inspect Levees/Detention and Debris Basins					
8	Species Survey and Removal					
10	Clean and Reshape Channels/Levees	\$2,500.00	\$500.00	\$0.00	0%	
15	Repair Lined Channel					
20	Erosion Control and Repair					
21	Provide/Maintain Dust Control					
25	Clean Detention/Debris Basins					
35	Fence Repair	\$2,000.00	\$500.00	\$0.00	0%	
40	Vegetation Control - Chemical					
45	Vegetation Control - Mechanical	\$2,000.00	\$500.00	\$0.00	0%	
50	Maintain Access Road					
55	Clean & Inspect Inlet/Outlet Structures					
60	Repair Inlet/Outlet Structures					
65	Clean Storm Sewer Lines					
70	Storm Sewer Repair					
75	Clean/Flush Culverts & Bridges					
80	Miscellaneous Work Activities		\$357.64	\$357.64	100%	
85	Engineering					
TOTALS		\$7,000.00	\$2,357.64	\$397.80		Jun-2017

Delays or Problem Areas:

Work completed during prior fiscal year:

Completed programmed maintenance.

Work to be completed during current fiscal year:

Act 10 - Clean channel and dispose material. Activity 21 - Provide/Maintain Dust Control; Act 45 - Remove and dispose of vegetation along unlined banks of channel, at riprap lined sections, and at joints.

Consultant/
 Contractor:
 Project
 Manager: Albert J. Jankowiak (702) 267-3024

**REGIONAL FLOOD CONTROL DISTRICT
MAINTENANCE WORK PROGRAM
QUARTERLY STATUS REPORT FY 2016-17**

MWP Facility#: HEN 08
 Facility Name: SANDWEDGE CHANNEL
 MP Facility ID: PTSW 0000-0129

Entity: CITY OF HENDERSON
 Date Prepared: 12/31/2016

Force Account/Contract	Activity	Approved Work Plan Amount (\$)	Amended Work Plan Amount (\$)	Total Expenditures (\$)	Percent Complete	Scheduled Completion Date
3	Facility Assessment and Inventory					
5	Inspect Channels	\$500.00	\$500.00	\$382.83	77%	
6	Inspect Levees/Detention and Debris Basins					
8	Species Survey and Removal					
10	Clean and Reshape Channels/Levees	\$2,000.00	\$1,000.00	\$0.00	0%	
15	Repair Lined Channel	\$10,000.00	\$5,000.00	\$0.00	0%	
20	Erosion Control and Repair					
21	Provide/Maintain Dust Control	\$500.00	\$500.00	\$0.00	0%	
25	Clean Detention/Debris Basins					
35	Fence Repair					
40	Vegetation Control - Chemical					
45	Vegetation Control - Mechanical	\$3,000.00	\$3,000.00	\$1,017.03	34%	
50	Maintain Access Road					
55	Clean & Inspect Inlet/Outlet Structures					
60	Repair Inlet/Outlet Structures					
65	Clean Storm Sewer Lines					
70	Storm Sewer Repair					
75	Clean/Flush Culverts & Bridges					
80	Miscellaneous Work Activities					
85	Engineering					
TOTALS		\$16,000.00	\$10,000.00	\$1,399.86		Jun-2017

Delays or Problem Areas:

Work completed during prior fiscal year:

Completed programmed activities.

Work to be completed during current fiscal year:

Act 10 - Clean channel and dispose material. Activity 21 - Provide/Maintain Dust Control; Act 45 - Remove and dispose of vegetation along unlined banks of channel, at riprap lined sections, and at joints.

Consultant/
 Contractor:
 Project
 Manager: Albert J. Jankowiak (702) 267-3024

**REGIONAL FLOOD CONTROL DISTRICT
MAINTENANCE WORK PROGRAM
QUARTERLY STATUS REPORT FY 2016-17**

MWP Facility#: HEN 09
 Facility Name: WHITNEY RANCH CHANNEL
 MP Facility ID: WWDC 0000-0098

Entity: CITY OF HENDERSON
 Date Prepared: 12/31/2016

Force Account/ Contract	Activity	Approved Work Plan Amount (\$)	Amended Work Plan Amount (\$)	Total Expenditures (\$)	Percent Complete	Scheduled Completion Date
3	Facility Assessment and Inventory					
5	Inspect Channels	\$500.00	\$1,039.78	\$1,039.78	100%	
6	Inspect Levees/Orientation and Debris Basins					
8	Species Survey and Removal					
10	Clean and Reshape Channels/Levees	\$8,000.00	\$500.00	\$0.00	0%	
15	Repair Lined Channel	\$10,000.00	\$500.00	\$0.00	0%	
20	Erosion Control and Repair		\$4,303.42	\$4,303.42	100%	
21	Provide/Maintain Dust Control		\$1,427.45	\$1,427.45	100%	
25	Clean Detention/Debris Basins					
35	Fence Repair		\$3,509.76	\$3,509.76	100%	
40	Vegetation Control - Chemical		\$0.00			
45	Vegetation Control - Mechanical	\$2,000.00	\$15,840.42	\$15,840.42	100%	
50	Maintain Access Road					
55	Clean & Inspect Inlet/Outlet Structures					
60	Repair Inlet/Outlet Structures					
65	Clean Storm Sewer Lines					
70	Storm Sewer Repair					
75	Clean/Flush Culverts & Bridges					
80	Miscellaneous Work Activities					
85	Engineering		\$489.45	\$489.45	100%	
TOTALS		\$18,500.00	\$27,610.28	\$26,610.28		JUN-2017

Delays or Problem Areas:

Work completed during prior fiscal year:

Completed programmed activities:

Work to be completed during current fiscal year:

Act 10 - Clean channel and dispose of material. Act 45 - Remove vegetation and dispose of material. General maintenance activities.

Consultant/
 Contractor:
 Project
 Manager: Albert J. Jankowiak (702) 267-3024

**REGIONAL FLOOD CONTROL DISTRICT
MAINTENANCE WORK PROGRAM
QUARTERLY STATUS REPORT FY 2016-17**

MWP Facility#: HEN 10
 Facility Name: DUCK CREEK CHANNEL
 MP Facility ID: DCWA 0646-0669

Entity: CITY OF HENDERSON
 Date Prepared: 12/31/2016

Force Account/ Contract	Activity	Approved Work Plan Amount (\$)	Amended Work Plan Amount (\$)	Total Expenditures (\$)	Percent Complete	Scheduled Completion Date
3	Facility Assessment and Inventory					
5	Inspect Channels	\$500.00	\$161.42	\$161.42	100%	
6	Inspect Levees/Detention and Debris Basins					
8	Species Survey and Removal					
10	Clean and Reshape Channels/Levees					
15	Repair Lined Channel					
20	Erosion Control and Repair					
21	Provide/Maintain Dust Control					
25	Clean Detention/Debris Basins					
35	Fence Repair	\$2,000.00	\$155.05	\$155.05	100%	
40	Vegetation Control - Chemical					
45	Vegetation Control - Mechanical		\$2,881.38	\$2,881.38	100%	
50	Maintain Access Road					
55	Clean & Inspect Inlet/Outlet Structures					
60	Repair Inlet/Outlet Structures					
65	Clean Storm Sewer Lines					
70	Storm Sewer Repair					
75	Clean/Flush Culverts & Bridges					
80	Miscellaneous Work Activities		\$183.33	\$183.33	100%	
85	Engineering		\$126.72	\$126.72	100%	
TOTALS		\$2,500.00	\$3,507.90	\$3,507.90		Jun-2017

Delays or Problem Areas:

Work completed during prior fiscal year:

Completed programmed activities.

Work to be completed during current fiscal year:

Act 10 - Clean channel and dispose of material. Act 45 - Remove vegetation and dispose of material. General maintenance activities.

Consultant/
 Contractor:
 Project
 Manager: Albert J. Jankowiak (702) 267-3024

**REGIONAL FLOOD CONTROL DISTRICT
MAINTENANCE WORK PROGRAM
QUARTERLY STATUS REPORT FY 2016-17**

MWP Facility#: HEN 11
 Facility Name: MISSION HILLS DETENTION BASIN
 MP Facility ID: C1CH 0686-0854 & 0882

Entity: CITY OF HENDERSON
 Date Prepared: 12/31/2016

Force Account/Contract	Activity	Approved Work Plan Amount (\$)	Amended Work Plan Amount (\$)	Total Expenditures (\$)	Percent Complete	Scheduled Completion Date
3	Facility Assessment and Inventory					
5	Inspect Channels	\$500.00	\$500.00	\$0.00	0%	
6	Inspect Levees/Detention and Debris Basins	\$2,500.00	\$2,500.00	\$1,542.14	62%	
8	Species Survey and Removal					
10	Clean and Reshape Channels/Levees	\$500.00	\$626.02	\$626.02	100%	
15	Repair Lined Channel					
20	Erosion Control and Repair					
21	Provide/Maintain Dust Control	\$500.00	\$500.00	\$0.00	0%	
25	Clean Detention/Debris Basins	\$125,000.00	\$5,000.00	\$2,125.37	43%	
35	Fence Repair	\$500.00	\$500.00	\$0.00	0%	
40	Vegetation Control - Chemical					
45	Vegetation Control - Mechanical	\$500.00	\$1,356.37	\$1,356.37	100%	
50	Maintain Access Road					
55	Clean & Inspect Inlet/Outlet Structures	\$450.00	\$450.00	\$0.00	0%	
60	Repair Inlet/Outlet Structures					
65	Clean Storm Sewer Lines					
70	Storm Sewer Repair					
75	Clean/Flush Culverts & Bridges					
80	Miscellaneous Work Activities	\$5,000.00	\$5,000.00	\$0.00	0%	
85	Engineering	\$15,000.00	\$15,000.00	\$519.36	3%	
TOTALS		\$150,450.00	\$31,432.39	\$6,169.26		Jun-2017

Delays or Problem Areas:

Work completed during prior fiscal year:

Completed programmed activities.

Work to be completed during current fiscal year:

Act 25-Remove accumulated sediment and reshape detention basin bottom to contours on approved plan, Act 80 - Survey for reshaping basin bottom. Act 85 - Engineering support for reshaping basin bottom, Maintain EAP. General maintenance activities.

Consultant/
 Contractor:
 Project
 Manager: Albert J. Jankowiak (702) 267-3024

**REGIONAL FLOOD CONTROL DISTRICT
MAINTENANCE WORK PROGRAM
QUARTERLY STATUS REPORT FY 2016-17**

MWP Facility#: HEN 12
 Facility Name: RAILROAD EAST CHANNEL
 MP Facility ID: PTRE 0000-0246

Entity: CITY OF HENDERSON
 Date Prepared: 12/31/2016

Force Account/ Contract	Activity	Approved Work Plan Amount (\$)	Amended Work Plan Amount (\$)	Total Expenditures (\$)	Percent Complete	Scheduled Completion Date
3	Facility Assessment and Inventory					
5	Inspect Channels	\$500.00	\$500.00	\$229.54	46%	
6	Inspect Levees/Detention and Debris Basins					
8	Species Survey and Removal					
10	Clean and Reshape Channels/Levees	\$1,000.00	\$500.00	\$0.00	0%	
15	Repair Lined Channel					
20	Erosion Control and Repair		\$1,615.05	\$1,615.05	100%	
21	Provide/Maintain Dust Control					
25	Clean Detention/Debris Basins	\$1,000.00	\$500.00	\$0.00	0%	
35	Fence Repair		\$81.33	\$81.33	100%	
40	Vegetation Control - Chemical					
45	Vegetation Control - Mechanical	\$1,000.00	\$500.00	\$0.00	0%	
50	Maintain Access Road					
55	Clean & Inspect Inlet/Outlet Structures					
60	Repair Inlet/Outlet Structures					
65	Clean Storm Sewer Lines					
70	Storm Sewer Repair					
75	Clean/Flush Culverts & Bridges					
80	Miscellaneous Work Activities					
85	Engineering		\$500.00	\$126.72	25%	
TOTALS		\$3,500.00	\$4,196.38	\$2,052.64		Jun-2017

Delays or Problem Areas:

Work completed during prior fiscal year:

Completed programmed activities.

Work to be completed during current fiscal year:

Act 10 - Clean channel and dispose of material. Act 45 - Remove vegetation and dispose of material. General maintenance activities.

Consultant/
 Contractor: _____
 Project
 Manager: Albert J. Jankowiak (702) 267-3024

**REGIONAL FLOOD CONTROL DISTRICT
MAINTENANCE WORK PROGRAM
QUARTERLY STATUS REPORT FY 2016-17**

MWP Facility#: HEN 13
 Facility Name: MACDONALD RANCH CHANNEL
 MP Facility ID: PTMR 0000-0399

Entity: CITY OF HENDERSON
 Date Prepared: 12/31/2016

Force Account/Contract	Activity	Approved Work Plan Amount (\$)	Amended Work Plan Amount (\$)	Total Expenditures (\$)	Percent Complete	Scheduled Completion Date
3	Facility Assessment and Inventory					
5	Inspect Channels	\$500.00	\$500.00	\$466.66	93%	
6	Inspect Levees/Detention and Debris Basins					
8	Species Survey and Removal					
10	Clean and Reshape Channels/Levees	\$5,000.00	\$5,000.00	\$0.00	0%	
15	Repair Lined Channel		\$1,578.88	\$1,578.88	100%	
20	Erosion Control and Repair					
21	Provide/Maintain Dust Control					
25	Clean Detention/Debris Basins					
35	Fence Repair	\$1,000.00	\$1,000.00	\$0.00	0%	
40	Vegetation Control - Chemical					
45	Vegetation Control - Mechanical	\$1,000.00	\$1,000.00	\$0.00	0%	
50	Maintain Access Road					
55	Clean & Inspect Inlet/Outlet Structures					
60	Repair Inlet/Outlet Structures					
65	Clean Storm Sewer Lines					
70	Storm Sewer Repair					
75	Clean/Flush Culverts & Bridges		\$1,826.84	\$1,826.84	100%	
80	Miscellaneous Work Activities		\$3,787.01	\$3,787.01	100%	
85	Engineering					
TOTALS		\$7,500.00	\$14,692.73	\$7,659.39		Jun-2017

Delays or Problem Areas:

Work completed during prior fiscal year:

Completed programmed activities.

Work to be completed during current fiscal year:

General maintenance activities.

Consultant/
 Contractor: _____
 Project
 Manager: Albert J. Jankowiak (702) 267-3024

**REGIONAL FLOOD CONTROL DISTRICT
MAINTENANCE WORK PROGRAM
QUARTERLY STATUS REPORT FY 2016-17**

MWP Facility#: HEN 14
 Facility Name: DRAKE CHANNEL
 MP Facility ID: C1DC 0000-0101

Entity: CITY OF HENDERSON
 Date Prepared: 12/31/2016

Force Account/Contract	Activity	Approved Work Plan Amount (\$)	Amended Work Plan Amount (\$)	Total Expenditures (\$)	Percent Complete	Scheduled Completion Date
	3 Facility Assessment and Inventory					
	5 Inspect Channels	\$500.00	\$500.00	\$20.18	4%	
	6 Inspect Levees/Detention and Debris Basins					
	8 Species Survey and Removal					
	10 Clean and Reshape Channels/Levees	\$1,000.00	\$500.00	\$0.00	0%	
	15 Repair Lined Channel					
	20 Erosion Control and Repair					
	21 Provide/Maintain Dust Control					
	25 Clean Detention/Debris Basins					
	35 Fence Repair	\$500.00	\$500.00	\$0.00	0%	
	40 Vegetation Control - Chemical					
	45 Vegetation Control - Mechanical					
	50 Maintain Access Road					
	55 Clean & Inspect Inlet/Outlet Structures					
	60 Repair Inlet/Outlet Structures					
	65 Clean Storm Sewer Lines					
	70 Storm Sewer Repair					
	75 Clean/Flush Culverts & Bridges					
	80 Miscellaneous Work Activities					
	85 Engineering		\$11,317.45	\$11,317.45	100%	
TOTALS		\$2,000.00	\$12,817.45	\$11,337.63		Jun-2017

Delays or Problem Areas:

Work completed during prior fiscal year:

Completed other programmed activities.

Work to be completed during current fiscal year:

Act 10 - Clean channel and dispose of material. Act 45 - Remove vegetation and dispose of material. General maintenance activities.

Consultant/
 Contractor:
 Project
 Manager: Albert J. Jankowiak (702) 267-3024

**REGIONAL FLOOD CONTROL DISTRICT
MAINTENANCE WORK PROGRAM
QUARTERLY STATUS REPORT FY 2016-17**

MWP Facility#: HEN 15
 Facility Name: I-515 CHANNEL
 MP Facility ID: PTIS 0000-0258

Entity: CITY OF HENDERSON
 Date Prepared: 12/31/2016

Force Account/Contract	Activity	Approved Work Plan Amount (\$)	Amended Work Plan Amount (\$)	Total Expenditures (\$)	Percent Complete	Scheduled Completion Date
3	Facility Assessment and Inventory					
5	Inspect Channels	\$500.00	\$500.00	\$246.06	49%	
6	Inspect Levees/Detention and Debris Basins					
8	Species Survey and Removal					
10	Clean and Reshape Channels/Levees	\$1,000.00	\$500.00	\$0.00	0%	
15	Repair Lined Channel					
20	Erosion Control and Repair					
21	Provide/Maintain Dust Control	\$1,000.00	\$500.00	\$0.00	0%	
25	Clean Detention/Debris Basins					
35	Fence Repair	\$1,000.00	\$500.00	\$0.00	0%	
40	Vegetation Control - Chemical					
45	Vegetation Control - Mechanical					
50	Maintain Access Road					
55	Clean & Inspect Inlet/Outlet Structures					
60	Repair Inlet/Outlet Structures					
65	Clean Storm Sewer Lines					
70	Storm Sewer Repair					
75	Clean/Flush Culverts & Bridges					
80	Miscellaneous Work Activities		\$337.79	\$337.79	100%	
85	Engineering		\$508.72	\$508.72	100%	
TOTALS		\$3,500.00	\$2,846.51	\$1,092.57		Jun-2017

Delays or Problem Areas:

Work completed during prior fiscal year:

Completed programmed activities.

Work to be completed during current fiscal year:

General maintenance activities.

Consultant/
 Contractor: _____
 Project
 Manager: Albert J. Jankowiak (702) 267-3024

**REGIONAL FLOOD CONTROL DISTRICT
MAINTENANCE WORK PROGRAM
QUARTERLY STATUS REPORT FY 2016-17**

MWP Facility#: HEN 16
 Facility Name: EASTERN CHANNEL
 MP Facility ID: PTEA 0000-0210, 0291, & 0500-0755

Entity: CITY OF HENDERSON
 Date Prepared: 12/31/2016

Force Account/Contract	Activity	Approved Work Plan Amount (\$)	Amended Work Plan Amount (\$)	Total Expenditures (\$)	Percent Complete	Scheduled Completion Date
3	Facility Assessment and Inventory					
5	Inspect Channels	\$500.00	\$500.00	\$479.23	96%	
6	Inspect Levees/Detention and Debris Basins					
8	Species Survey and Removal					
10	Clean and Reshape Channels/Levees	\$5,000.00	\$5,000.00	\$643.00	13%	
15	Repair Lined Channel					
20	Erosion Control and Repair					
21	Provide/Maintain Dust Control	\$1,500.00	\$1,500.00	\$0.00	0%	
25	Clean Detention/Debris Basins					
35	Fence Repair	\$2,000.00	\$2,000.00	\$0.00	0%	
40	Vegetation Control - Chemical					
45	Vegetation Control - Mechanical	\$3,000.00	\$3,000.00	\$1,339.32	45%	
50	Maintain Access Road					
55	Clean & Inspect Inlet/Outlet Structures					
60	Repair Inlet/Outlet Structures					
65	Clean Storm Sewer Lines					
70	Storm Sewer Repair					
75	Clean/Flush Culverts & Bridges	\$2,000.00	\$713.28	\$0.00	0%	
80	Miscellaneous Work Activities					
85	Engineering		\$10,993.47	\$10,993.47	100%	
TOTALS		\$14,000.00	\$23,706.75	\$13,455.02		Jun-2017

Delays or Problem Areas:

Work completed during prior fiscal year:

Completed programmed activities.

Work to be completed during current fiscal year:

General maintenance activities.

Consultant/
 Contractor:
 Project.
 Manager: Albert J. Jankowiak (702) 267-3024

**REGIONAL FLOOD CONTROL DISTRICT
MAINTENANCE WORK PROGRAM
QUARTERLY STATUS REPORT FY 2016-17**

MWP Facility#: HEN 17
 Facility Name: WESTERN INTERCEPTOR
 MP Facility ID: C1CH 0871-0972

Entity: CITY OF HENDERSON
 Date Prepared: 12/31/2016

Force Account/Contract	Activity	Approved Work Plan Amount (\$)	Amended Work Plan Amount (\$)	Total Expenditures (\$)	Percent Complete	Scheduled Completion Date
3	Facility Assessment and Inventory					
5	Inspect Channels	\$500.00		\$19.83	4%	
6	Inspect Levees/Detention and Debris Basins					
8	Species Survey and Removal					
10	Clean and Reshape Channels/Levees					
15	Repair Lined Channel					
20	Erosion Control and Repair					
21	Provide/Maintain Dust Control					
25	Clean Detention/Debris Basins					
35	Fence Repair	\$1,000.00		\$0.00	0%	
40	Vegetation Control - Chemical					
45	Vegetation Control - Mechanical	\$2,000.00		\$0.00	0%	
50	Maintain Access Road					
55	Clean & Inspect Inlet/Outlet Structures					
60	Repair Inlet/Outlet Structures					
65	Clean Storm Sewer Lines					
70	Storm Sewer Repair					
75	Clean/Flush Culverts & Bridges					
80	Miscellaneous Work Activities					
85	Engineering					
TOTALS		\$3,500.00	\$0.00	\$19.83		Jun-2017

Delays or Problem Areas:

Work completed during prior fiscal year:

Completed programmed activities.

Work to be completed during current fiscal year:

General maintenance activities.

Consultant/
 Contractor: _____
 Project
 Manager: Albert J. Jankowiak (702) 267-3024

**REGIONAL FLOOD CONTROL DISTRICT
MAINTENANCE WORK PROGRAM
QUARTERLY STATUS REPORT FY 2016-17**

MWP Facility#: HEN 18
 Facility Name: EQUESTRIAN DETENTION BASIN
 MP Facility ID: C1EQ 0152-0297, C1E1 0000-0002

Entity: CITY OF HENDERSON
 Date Prepared: 12/31/2016

Force Account/Contract	Activity	Approved Work Plan Amount (\$)	Amended Work Plan Amount (\$)	Total Expenditures (\$)	Percent Complete	Scheduled Completion Date
3	Facility Assessment and Inventory					
5	Inspect Channels	\$500.00	\$500.00	\$0.00	0%	
6	Inspect Levees/Detention and Debris Basins	\$2,000.00	\$2,000.00	\$1,234.35	62%	
8	Species Survey and Removal	\$5,000.00	\$5,000.00	\$0.00	0%	
10	Clean and Reshape Channels/Levees					
15	Repair Lined Channel					
20	Erosion Control and Repair					
21	Provide/Maintain Dust Control	\$1,000.00	\$1,000.00	\$0.00	0%	
25	Clean Detention/Debris Basins	\$10,000.00	\$10,000.00	\$0.00	0%	
35	Fence Repair	\$1,000.00	\$1,000.00	\$0.00	0%	
40	Vegetation Control - Chemical					
45	Vegetation Control - Mechanical	\$1,000.00	\$1,000.00	\$0.00	0%	
50	Maintain Access Road					
55	Clean & Inspect Inlet/Outlet Structures					
60	Repair Inlet/Outlet Structures					
65	Clean Storm Sewer Lines					
70	Storm Sewer Repair					
75	Clean/Flush Culverts & Bridges					
80	Miscellaneous Work Activities		\$118.39	\$118.39	100%	
85	Engineering	\$10,000.00	\$9,881.61	\$259.68	3%	
TOTALS		\$30,500.00	\$30,500.00	\$1,612.42		Jun-2017

Delays or Problem Areas:

Work completed during prior fiscal year:

Completed programmed activities.

Work to be completed during current fiscal year:

Act 85 - Miscellaneous planning, engineering and project management to ensure levee maintenance and repairs meet FEMA criteria. General maintenance activities. General maintenance activities.

Consultant/
 Contractor: _____
 Project Manager: Albert J. Jankowiak (702) 267-3024

**REGIONAL FLOOD CONTROL DISTRICT
MAINTENANCE WORK PROGRAM
QUARTERLY STATUS REPORT FY 2016-17**

MWP Facility#: HEN 19
 Facility Name: SUNRIDGE CHANNEL
 MP Facility ID: PTPW 0000-0262

Entity: CITY OF HENDERSON
 Date Prepared: 12/31/2016

Force Account/Contract	Activity	Approved Work Plan Amount (\$)	Amended Work Plan Amount (\$)	Total Expenditures (\$)	Percent Complete	Scheduled Completion Date
3	Facility Assessment and Inventory					
5	Inspect Channels	\$500.00	\$500.00	\$140.30	28%	
6	Inspect Levees/Detention and Debris Basins					
8	Species Survey and Removal					
10	Clean and Reshape Channels/Levees	\$5,000.00	\$2,500.00	\$0.00	0%	
15	Repair Lined Channel	\$10,000.00	\$5,000.00	\$0.00	0%	
20	Erosion Control and Repair					
21	Provide/Maintain Dust Control					
25	Clean Detention/Debris Basins					
35	Fence Repair	\$2,000.00	\$2,318.72	\$2,318.72	100%	
40	Vegetation Control - Chemical					
45	Vegetation Control - Mechanical	\$1,000.00	\$3,028.89	\$3,028.89	100%	
50	Maintain Access Road					
55	Clean & Inspect Inlet/Outlet Structures					
60	Repair Inlet/Outlet Structures		\$519.35	\$519.35	100%	
65	Clean Storm Sewer Lines					
70	Storm Sewer Repair					
75	Clean/Flush Culverts & Bridges					
80	Miscellaneous Work Activities		\$670.30	\$670.30	100%	
85	Engineering					
TOTALS		\$18,500.00	\$14,637.26	\$6,677.56		Jun-2017

Delays or Problem Areas:

Work completed during prior fiscal year:

Completed programmed activities.

Work to be completed during current fiscal year:

General maintenance activities.

Consultant/
 Contractor: _____
 Project
 Manager: Albert J. Jankowiak (702) 267-3024

**REGIONAL FLOOD CONTROL DISTRICT
MAINTENANCE WORK PROGRAM
QUARTERLY STATUS REPORT FY 2016-17**

MWP Facility#: HEN 20
 Facility Name: PITTMAN WASH RAILROAD CHANNEL
 MP Facility ID: PTRR 0000-0135

Entity: CITY OF HENDERSON
 Date Prepared: 12/31/2016

Force Account/ Contract	Activity	Approved Work Plan Amount (\$)	Amended Work Plan Amount (\$)	Total Expenditures (\$)	Percent Complete	Scheduled Completion Date
3	Facility Assessment and Inventory					
5	Inspect Channels	\$500.00	\$500.00	\$40.86	8%	
6	Inspect Levees/Detention and Debris Basins					
8	Species Survey and Removal					
10	Clean and Reshape Channels/Levees	\$1,000.00	\$500.00	\$0.00	0%	
15	Repair Lined Channel					
20	Erosion Control and Repair					
21	Provide/Maintain Dust Control	\$500.00	\$500.00	\$0.00	0%	
25	Clean Detention/Debris Basins					
35	Fence Repair	\$2,500.00	\$2,500.00	\$0.00	0%	
40	Vegetation Control - Chemical					
45	Vegetation Control - Mechanical	\$1,000.00	\$1,000.00	\$0.00	0%	
50	Maintain Access Road					
55	Clean & Inspect Inlet/Outlet Structures					
60	Repair Inlet/Outlet Structures					
65	Clean Storm Sewer Lines					
70	Storm Sewer Repair					
75	Clean/Flush Culverts & Bridges					
80	Miscellaneous Work Activities		\$88.81	\$88.81	100%	
85	Engineering		\$647.55	\$647.55	100%	
TOTALS		\$5,500.00	\$5,736.36	\$777.22		Jun-2017

Delays or Problem Areas:

Work completed during prior fiscal year:

Completed programmed activities.

Work to be completed during current fiscal year:

General maintenance activities.

Consultant/
 Contractor: _____
 Project
 Manager: Albert J. Jankowiak (702) 267-3024

**REGIONAL FLOOD CONTROL DISTRICT
MAINTENANCE WORK PROGRAM
QUARTERLY STATUS REPORT FY 2016-17**

MWP Facility#: HEN 21
 Facility Name: PITTMAN PARK DETENTION BASIN
 MP Facility ID: PTWA 0048 - 0050

Entity: CITY OF HENDERSON
 Date Prepared: 12/31/2016

Force Account/Contract	Activity	Approved Work Plan Amount (\$)	Amended Work Plan Amount (\$)	Total Expenditures (\$)	Percent Complete	Scheduled Completion Date
	3 Facility Assessment and Inventory					
	5 Inspect Channels					
	6 Inspect Levees/Detention and Debris Basins	\$1,000.00	\$787.70	\$787.70	100%	
	8 Species Survey and Removal					
	10 Clean and Reshape Channels/Levees					
	15 Repair Lined Channel					
	20 Erosion Control and Repair		\$2,500.00	\$2,227.26	89%	
	21 Provide/Maintain Dust Control					
	25 Clean Detention/Debris Basins	\$2,000.00	\$1,000.00	\$236.38	24%	
	35 Fence Repair					
	40 Vegetation Control - Chemical					
	45 Vegetation Control - Mechanical					
	50 Maintain Access Road					
	55 Clean & Inspect Inlet/Outlet Structures					
	60 Repair Inlet/Outlet Structures					
	65 Clean Storm Sewer Lines					
	70 Storm Sewer Repair					
	75 Clean/Flush Culverts & Bridges					
	80 Miscellaneous Work Activities					
	85 Engineering	\$1,000.00	\$126.72	\$126.72	100%	
TOTALS		\$4,000.00	\$4,414.42	\$3,378.06		Jun-2017

Delays or Problem Areas:

Work completed during prior fiscal year:

Completed programmed activities.

Work to be completed during current fiscal year:

General maintenance activities.

Consultant/
 Contractor: _____
 Project
 Manager: Albert J. Jankowiak (702) 267-3024

**REGIONAL FLOOD CONTROL DISTRICT
MAINTENANCE WORK PROGRAM
QUARTERLY STATUS REPORT FY 2016-17**

MWP Facility#: HEN 22
 Facility Name: PITTMAN WASH BURNS
 MP Facility ID: PTBR 0020-0175

Entity: CITY OF HENDERSON
 Date Prepared: 12/31/2016

Force Account/Contract	Activity	Approved Work Plan Amount (\$)	Amended Work Plan Amount (\$)	Total Expenditures (\$)	Percent Complete	Scheduled Completion Date
3	Facility Assessment and Inventory					
5	Inspect Channels	\$500.00	\$500.00	\$175.12	35%	
6	Inspect Levees/Detention and Debris Basins		\$500.00	\$0.00	0%	
8	Species Survey and Removal					
10	Clean and Reshape Channels/Levees	\$2,000.00	\$2,000.00	\$1,664.23	83%	
15	Repair Lined Channel					
20	Erosion Control and Repair					
21	Provide/Maintain Dust Control					
25	Clean Detention/Debris Basins					
35	Fence Repair	\$5,000.00	\$4,500.00	\$142.97	3%	
40	Vegetation Control - Chemical					
45	Vegetation Control - Mechanical	\$2,000.00	\$2,000.00	\$0.00	0%	
50	Maintain Access Road					
55	Clean & Inspect Inlet/Outlet Structures					
60	Repair Inlet/Outlet Structures					
65	Clean Storm Sewer Lines					
70	Storm Sewer Repair					
75	Clean/Flush Culverts & Bridges					
80	Miscellaneous Work Activities					
85	Engineering					
TOTALS		\$9,500.00	\$9,500.00	\$1,982.32		Jun-2017

Delays or Problem Areas:

Work completed during prior fiscal year:

Completed programmed activities.

Work to be completed during current fiscal year:

General maintenance activities.

Consultant/
 Contractor: _____
 Project
 Manager: Albert J. Jankowiak (702) 267-3024

**REGIONAL FLOOD CONTROL DISTRICT
MAINTENANCE WORK PROGRAM
QUARTERLY STATUS REPORT FY 2016-17**

MWP Facility#: HEN 24
 Facility Name: PITTMAN PECOS CHANNEL
 MP Facility ID: PTPE 0000-0166

Entity: CITY OF HENDERSON
 Date Prepared: 12/31/2016

Force Account/ Contract	Activity	Approved Work Plan Amount (\$)	Amended Work Plan Amount (\$)	Total Expenditures (\$)	Percent Complete	Scheduled Completion Date
	3 Facility Assessment and Inventory					
	5 Inspect Channels	\$500.00	\$2,747.18	\$2,747.18	100%	
	6 Inspect Levees/Detention and Debris Basins					
	8 Species Survey and Removal					
	10 Clean and Reshape Channels/Levees	\$3,000.00	\$30,564.51	\$30,564.51	100%	
	15 Repair Lined Channel					
	20 Erosion Control and Repair		\$5,405.90	\$5,405.90	100%	
	21 Provide/Maintain Dust Control		\$3,758.17	\$3,758.17	100%	
	25 Clean Detention/Debris Basins					
	35 Fence Repair	\$1,000.00	\$307.32	\$307.32	100%	
	40 Vegetation Control - Chemical					
	45 Vegetation Control - Mechanical					
	50 Maintain Access Road					
	55 Clean & Inspect Inlet/Outlet Structures					
	60 Repair Inlet/Outlet Structures					
	65 Clean Storm Sewer Lines					
	70 Storm Sewer Repair					
	75 Clean/Flush Culverts & Bridges		\$1,134.26	\$1,134.26	100%	
	80 Miscellaneous Work Activities		\$160.89	\$160.89	100%	
	85 Engineering		\$128.54	\$128.54	100%	
	TOTALS	\$4,500.00	\$44,206.77	\$44,206.77		Jun-2017

Delays or Problem Areas:

Work completed during prior fiscal year:

Completed programmed activities.

Work to be completed during current fiscal year:

Act 10 - Clean channel and dispose of material. Act 45 - Remove vegetation and dispose of material. General maintenance activities.

Consultant/
 Contractor:
 Project
 Manager: Albert J. Jankowiak (702) 267-3024

**REGIONAL FLOOD CONTROL DISTRICT
MAINTENANCE WORK PROGRAM
QUARTERLY STATUS REPORT FY 2016-17**

MWP Facility#: HEN 25
 Facility Name: BLACK MOUNTAIN DETENTION BASIN
 MP Facility ID: C1CH 1012-1138

Entity: CITY OF HENDERSON
 Date Prepared: 12/31/2016

Force Account/Contract	Activity	Approved Work Plan Amount (\$)	Amended Work Plan Amount (\$)	Total Expenditures (\$)	Percent Complete	Scheduled Completion Date
3	Facility Assessment and Inventory					
5	Inspect Channels	\$500.00	\$500.00	\$0.00	0%	
6	Inspect Levees/Detention and Debris Basins	\$1,500.00	\$1,281.37	\$1,281.37	100%	
8	Species Survey and Removal					
10	Clean and Reshape Channels/Levees					
15	Repair Lined Channel					
20	Erosion Control and Repair					
21	Provide/Maintain Dust Control	\$500.00	\$500.00	\$0.00	0%	
25	Clean Detention/Debris Basins	\$2,000.00	\$500.00	\$0.00	0%	
35	Fence Repair	\$1,000.00	\$500.00	\$400.01	80%	
40	Vegetation Control - Chemical					
45	Vegetation Control - Mechanical					
50	Maintain Access Road					
55	Clean & Inspect Inlet/Outlet Structures	\$1,000.00	\$500.00	\$0.00	0%	
60	Repair Inlet/Outlet Structures					
65	Clean Storm Sewer Lines					
70	Storm Sewer Repair					
75	Clean/Flush Culverts & Bridges					
80	Miscellaneous Work Activities					
85	Engineering	\$10,000.00	\$1,000.00	\$126.72	13%	
TOTALS		\$16,500.00	\$4,781.37	\$1,808.10		Jun-2017

Delays or Problem Areas:

Work completed during prior fiscal year:

Completed programmed activities.

Work to be completed during current fiscal year:

Act 85 - Act 85 - 5-yr major update of EAP information. General maintenance activities.

Consultant/
 Contractor:
 Project
 Manager: Albert J. Jankowiak (702) 267-3024

**REGIONAL FLOOD CONTROL DISTRICT
MAINTENANCE WORK PROGRAM
QUARTERLY STATUS REPORT FY 2016-17**

MWP Facility#: HEN 26
 Facility Name: EAST C-1 DB & BERM, C-1 CHANNEL-HAVRE
 MP Facility ID: C1DC 0298-0303, C1HV 0000-0300

Entity: CITY OF HENDERSON
 Date Prepared: 12/31/2016

Force Account/ Contract	Activity	Approved Work Plan Amount (\$)	Amended Work Plan Amount (\$)	Total Expenditures (\$)	Percent Complete	Scheduled Completion Date
3	Facility Assessment and Inventory					
5	Inspect Channels	\$500.00	\$0.00	\$0.00	0%	
6	Inspect Levees/Detention and Debris Basins	\$4,600.00	\$3,000.00	\$2,654.46	88%	
8	Species Survey and Removal	\$5,000.00	\$5,000.00	\$0.00	0%	
10	Clean and Reshape Channels/Levees	\$5,000.00	\$5,000.00	\$0.00	0%	
15	Repair Lined Channel					
20	Erosion Control and Repair					
21	Provide/Maintain Dust Control	\$1,000.00	\$500.00	\$0.00	0%	
25	Clean Detention/Debris Basins	\$5,000.00	\$3,000.00	\$0.00	0%	
35	Fence Repair	\$1,000.00	\$500.00	\$0.00	0%	
40	Vegetation Control - Chemical					
45	Vegetation Control - Mechanical	\$1,000.00	\$1,000.00	\$0.00	0%	
50	Maintain Access Road	\$5,000.00	\$5,000.00	\$0.00	0%	
55	Clean & Inspect Inlet/Outlet Structures					
60	Repair Inlet/Outlet Structures					
65	Clean Storm Sewer Lines					
70	Storm Sewer Repair					
75	Clean/Flush Culverts & Bridges					
80	Miscellaneous Work Activities					
85	Engineering	\$20,000.00	\$15,743.68	\$0.00	0%	
TOTALS		\$48,100.00	\$38,743.68	\$2,654.46		Jun-2017

Delays or Problem Areas:

Work completed during prior fiscal year:

Completed programmed activities.

Work to be completed during current fiscal year:

Act 8 & 10 - Clean-up debris associated with storm damage. Act 85 - Miscellaneous planning, engineering and project management to ensure levee maintenance and repairs meet FEMA criteria; 5-yr major update of EAP information. General maintenance activities.

Consultant/
 Contractor:
 Project
 Manager: Albert J. Jankowiak (702) 267-3024

**REGIONAL FLOOD CONTROL DISTRICT
MAINTENANCE WORK PROGRAM
QUARTERLY STATUS REPORT FY 2016-17**

MWP Facility#: HEN 27
 Facility Name: MCCULLOUGH HILLS DETENTION BASIN
 MP Facility ID: PTPW 0307-0309

Entity: CITY OF HENDERSON
 Date Prepared: 12/31/2016

Force Account/ Contract	Activity	Approved Work Plan Amount (\$)	Amended Work Plan Amount (\$)	Total Expenditures (\$)	Percent Complete	Scheduled Completion Date
3	Facility Assessment and Inventory					
5	Inspect Channels					
6	Inspect Levees/Detention and Debris Basins	\$2,000.00	\$2,000.00	\$995.16	50%	
8	Species Survey and Removal					
10	Clean and Reshape Channels/Levees					
15	Repair Lined Channel					
20	Erosion Control and Repair					
21	Provide/Maintain Dust Control					
25	Clean Detention/Debris Basins	\$2,000.00	\$2,000.00	\$0.00	0%	
35	Fence Repair					
40	Vegetation Control - Chemical					
45	Vegetation Control - Mechanical	\$1,000.00	\$1,000.00	\$0.00	0%	
50	Maintain Access Road					
55	Clean & Inspect Inlet/Outlet Structures	\$1,000.00	\$1,519.53	\$1,519.53	100%	
60	Repair Inlet/Outlet Structures					
65	Clean Storm Sewer Lines					
70	Storm Sewer Repair					
75	Clean/Flush Culverts & Bridges					
80	Miscellaneous Work Activities					
85	Engineering	\$10,000.00	\$1,512.07	\$126.72	8%	
TOTALS		\$16,000.00	\$8,031.60	\$2,641.41		Jun-2017

Delays or Problem Areas:

Work completed during prior fiscal year:

Completed asset management inspections. Completed programmed maintenance.

Work to be completed during current fiscal year:

Act 85 - 5-yr major update of EAP information. General maintenance activities.

Consultant/
 Contractor: _____
 Project
 Manager: Albert J. Jankowiak

(702) 267-3024

**REGIONAL FLOOD CONTROL DISTRICT
MAINTENANCE WORK PROGRAM
QUARTERLY STATUS REPORT FY 2016-17**

MWP Facility#: HEN 28
 Facility Name: PIONEER DETENTION BASIN
 MP Facility ID: PTVW 0183 - 0187

Entity: CITY OF HENDERSON
 Date Prepared: 12/31/2016

Force Account/ Contract	Activity	Approved Work Plan Amount (\$)	Amended Work Plan Amount (\$)	Total Expenditures (\$)	Percent Complete	Scheduled Completion Date
	3 Facility Assessment and Inventory					
	5 Inspect Channels	\$500.00	\$500.00	\$20.19	4%	
	6 Inspect Levees/Detention and Debris Basins	\$1,500.00	\$1,500.00	\$1,171.16	78%	
	8 Species Survey and Removal					
	10 Clean and Reshape Channels/Levees					
	15 Repair Lined Channel					
	20 Erosion Control and Repair					
	21 Provide/Maintain Dust Control	\$1,000.00	\$500.00	\$0.00	0%	
	25 Clean Detention/Debris Basins	\$20,000.00	\$6,000.00	\$5,305.46	88%	
	35 Fence Repair	\$1,000.00	\$500.00	\$282.23	56%	
	40 Vegetation Control - Chemical					
	45 Vegetation Control - Mechanical	\$500.00	\$500.00	\$0.00	0%	
	50 Maintain Access Road					
	55 Clean & Inspect Inlet/Outlet Structures	\$2,500.00	\$500.00	\$0.00	0%	
	60 Repair Inlet/Outlet Structures					
	65 Clean Storm Sewer Lines					
	70 Storm Sewer Repair					
	75 Clean/Flush Culverts & Bridges					
	80 Miscellaneous Work Activities					
	85 Engineering	\$10,000.00	\$1,000.00	\$253.44	25%	
TOTALS		\$37,000.00	\$11,000.00	\$7,032.48		Jun-2017

Delays or Problem Areas:

Work completed during prior fiscal year:

Completed programmed activities.

Work to be completed during current fiscal year:

Act 85 - 5-yr major update of EAP information. General maintenance activities.

Consultant/
 Contractor: _____
 Project
 Manager: Albert J. Jankowiak (702) 267-3024

**REGIONAL FLOOD CONTROL DISTRICT
MAINTENANCE WORK PROGRAM
QUARTERLY STATUS REPORT FY 2016-17**

MWP Facility#: HEN 29
 Facility Name: PITTMAN EAST DETENTION BASIN
 MP Facility ID: PTEA 0437-0493

Entity: CITY OF HENDERSON
 Date Prepared: 12/31/2016

Force Account/ Contract	Activity	Approved Work Plan Amount (\$)	Amended Work Plan Amount (\$)	Total Expenditures (\$)	Percent Complete	Scheduled Completion Date
3	Facility Assessment and Inventory					
5	Inspect Channels					
6	Inspect Levees/Detention and Debris Basins	\$4,000.00	\$4,000.00	\$3,494.47	87%	
8	Species Survey and Removal					
10	Clean and Reshape Channels/Levees	\$1,000.00	\$1,000.00	\$0.00	0%	
15	Repair Lined Channel					
20	Erosion Control and Repair					
21	Provide/Maintain Dust Control	\$1,000.00	\$1,170.49	\$1,170.49	100%	
25	Clean Detention/Debris Basins	\$2,000.00	\$8,996.65	\$8,996.65	100%	
35	Fence Repair	\$50,000.00	\$42,865.34	\$0.00	0%	
40	Vegetation Control - Chemical					
45	Vegetation Control - Mechanical					
50	Maintain Access Road					
55	Clean & Inspect Inlet/Outlet Structures	\$1,000.00	\$1,000.00	\$0.00	0%	
60	Repair Inlet/Outlet Structures					
65	Clean Storm Sewer Lines					
70	Storm Sewer Repair					
75	Clean/Flush Culverts & Bridges					
80	Miscellaneous Work Activities					
85	Engineering	\$10,000.00	\$6,000.00	\$126.72	2%	
TOTALS		\$69,000.00	\$65,032.48	\$13,788.33		Jun-2017

Delays or Problem Areas:

Work completed during prior fiscal year:

Completed programmed activities.

Work to be completed during current fiscal year:

Act 85 - 5-yr major update of EAP information. General maintenance activities.

Consultant/
 Contractor:
 Project
 Manager: Albert J. Jankowiak (702) 267-3024

**REGIONAL FLOOD CONTROL DISTRICT
MAINTENANCE WORK PROGRAM
QUARTERLY STATUS REPORT FY 2016-17**

MWP Facility#: HEN 30
 Facility Name: SAGUARO PARK/DOWNS CHANNEL
 MP Facility ID: C1EQ 0000-0151

Entity: CITY OF HENDERSON
 Date Prepared: 12/31/2016

Force Account/ Contract	Activity	Approved Work Plan Amount (\$)	Amended Work Plan Amount (\$)	Total Expenditures (\$)	Percent Complete	Scheduled Completion Date
	3 Facility Assessment and Inventory					
	5 Inspect Channels	\$300.00	\$300.00	\$20.43	7%	
	6 Inspect Levees/Detention and Debris Basins					
	8 Species Survey and Removal					
	10 Clean and Reshape Channels/Levees	\$500.00	\$500.00	\$0.00	0%	
	15 Repair Lined Channel					
	20 Erosion Control and Repair					
	21 Provide/Maintain Dust Control					
	25 Clean Detention/Debris Basins					
	35 Fence Repair					
	40 Vegetation Control - Chemical					
	45 Vegetation Control - Mechanical		\$573.05	\$573.05	100%	
	50 Maintain Access Road					
	55 Clean & Inspect Inlet/Outlet Structures					
	60 Repair Inlet/Outlet Structures					
	65 Clean Storm Sewer Lines					
	70 Storm Sewer Repair					
	75 Clean/Flush Culverts & Bridges					
	80 Miscellaneous Work Activities					
	85 Engineering					
TOTALS		\$800.00	\$1,373.05	\$593.48		Jun-2017

Delays or Problem Areas:

Work completed during prior fiscal year:

Completed programmed activities.

Work to be completed during current fiscal year:

General maintenance activities.

Consultant/
 Contractor: _____
 Project
 Manager: Albert J. Jankowiak (702) 267-3024

**REGIONAL FLOOD CONTROL DISTRICT
MAINTENANCE WORK PROGRAM
QUARTERLY STATUS REPORT FY 2016-17**

MWP Facility#: HEN 31
 Facility Name: C-1 CHANNEL - US 95
 MP Facility ID: C1US 0000-0078

Entity: CITY OF HENDERSON
 Date Prepared: 12/31/2016

Force Account/ Contract	Activity	Approved Work Plan Amount (\$)	Amended Work Plan Amount (\$)	Total Expenditures (\$)	Percent Complete	Scheduled Completion Date
	3 Facility Assessment and Inventory					
	5 Inspect Channels	\$300.00	\$300.00	\$236.53	79%	
	6 Inspect Levees/Detention and Debris Basins					
	8 Species Survey and Removal					
	10 Clean and Reshape Channels/Levees	\$1,000.00	\$2,179.34	\$2,179.34	100%	
	15 Repair Lined Channel					
	20 Erosion Control and Repair					
	21 Provide/Maintain Dust Control					
	25 Clean Detention/Debris Basins					
	35 Fence Repair		\$87.32	\$87.32	100%	
	40 Vegetation Control - Chemical					
	45 Vegetation Control - Mechanical		\$2,317.31	\$2,317.31	100%	
	50 Maintain Access Road					
	55 Clean & Inspect Inlet/Outlet Structures					
	60 Repair Inlet/Outlet Structures					
	65 Clean Storm Sewer Lines					
	70 Storm Sewer Repair					
	75 Clean/Flush Culverts & Bridges					
	80 Miscellaneous Work Activities					
	85 Engineering					
TOTALS		\$1,300.00	\$4,883.97	\$4,820.50		Jun-2017

Delays or Problem Areas:

Work completed during prior fiscal year:

Completed programmed activities.

Work to be completed during current fiscal year:

General maintenance activities.

Consultant/
 Contractor:
 Project
 Manager: Albert J. Jankowiak (702) 267-3024

**REGIONAL FLOOD CONTROL DISTRICT
MAINTENANCE WORK PROGRAM
QUARTERLY STATUS REPORT FY 2016-17**

MWP Facility#: HEN 32
 Facility Name: C-1 CHANNEL BOULDER HIGHWAY
 MP Facility ID: C1BH 0000-0302

Entity: CITY OF HENDERSON
 Date Prepared: 12/31/2016

Force Account/Contract	Activity	Approved Work Plan Amount (\$)	Amended Work Plan Amount (\$)	Total Expenditures (\$)	Percent Complete	Scheduled Completion Date
3	Facility Assessment and Inventory					
5	Inspect Channels	\$500.00	\$500.00	\$97.65	20%	
6	Inspect Levees/Detention and Debris Basins					
8	Species Survey and Removal					
10	Clean and Reshape Channels/Levees	\$1,000.00	\$1,000.00	\$0.00	0%	
15	Repair Lined Channel					
20	Erosion Control and Repair					
21	Provide/Maintain Dust Control					
25	Clean Detention/Debris Basins					
35	Fence Repair	\$3,000.00	\$2,500.00	\$0.00	0%	
40	Vegetation Control - Chemical					
45	Vegetation Control - Mechanical	\$3,000.00	\$2,500.00	\$0.00	0%	
50	Maintain Access Road					
55	Clean & Inspect Inlet/Outlet Structures					
60	Repair Inlet/Outlet Structures					
65	Clean Storm Sewer Lines					
70	Storm Sewer Repair					
75	Clean/Flush Culverts & Bridges					
80	Miscellaneous Work Activities					
85	Engineering		\$126.72	\$126.72	100%	
TOTALS		\$7,500.00	\$6,626.72	\$224.37		Jun-2017

Delays or Problem Areas:

Work completed during prior fiscal year:

Completed programmed activities.

Work to be completed during current fiscal year:

General maintenance activities.

Consultant/
 Contractor: _____
 Project
 Manager: Albert J. Jankowiak (702) 267-3024

**REGIONAL FLOOD CONTROL DISTRICT
MAINTENANCE WORK PROGRAM
QUARTERLY STATUS REPORT FY 2016-17**

MWP Facility#: HEN 33
 Facility Name: UPPER PITTMAN WASH SOUTH
 MP Facility ID: PTWA 0815-0983

Entity: CITY OF HENDERSON
 Date Prepared: 12/31/216

Force Account/ Contract	Activity	Approved Work Plan Amount (\$)	Amended Work Plan Amount (\$)	Total Expenditures (\$)	Percent Complete	Scheduled Completion Date
3	Facility Assessment and Inventory					
5	Inspect Channels	\$300.00	\$300.00	\$20.08	7%	
6	Inspect Levees/Detention and Debris Basins					
8	Species Survey and Removal					
10	Clean and Reshape Channels/Levees	\$1,000.00	\$1,000.00	\$0.00	0%	
15	Repair Lined Channel					
20	Erosion Control and Repair					
21	Provide/Maintain Dust Control					
25	Clean Detention/Debris Basins					
35	Fence Repair	\$3,000.00	\$3,000.00	\$228.79	8%	
40	Vegetation Control - Chemical					
45	Vegetation Control - Mechanical					
50	Maintain Access Road					
55	Clean & Inspect Inlet/Outlet Structures					
60	Repair Inlet/Outlet Structures					
65	Clean Storm Sewer Lines					
70	Storm Sewer Repair					
75	Clean/Flush Culverts & Bridges					
80	Miscellaneous Work Activities					
85	Engineering		\$126.72	\$126.72	100%	
TOTALS		\$4,300.00	\$4,426.72	\$375.59		Jun-2017

Delays or Problem Areas:

Work completed during prior fiscal year:

Completed other programmed activities.

Work to be completed during current fiscal year:

General maintenance activities.

Consultant/
 Contractor: _____
 Project
 Manager: Albert J. Jankowiak (702) 267-3024

**REGIONAL FLOOD CONTROL DISTRICT
MAINTENANCE WORK PROGRAM
QUARTERLY STATUS REPORT FY 2016-17**

MWP Facility#: HEN 34
 Facility Name: PITTMAN STEPHANIE
 MP Facility ID: PTST 0000-0170

Entity: CITY OF HENDERSON
 Date Prepared: 12/31/2016

Force Account/Contract	Activity	Approved Work Plan Amount (\$)	Amended Work Plan Amount (\$)	Total Expenditures (\$)	Percent Complete	Scheduled Completion Date
3	Facility Assessment and Inventory					
5	Inspect Channels	\$300.00	\$300.00	\$64.86	22%	
6	Inspect Levees/Detention and Debris Basins					
8	Species Survey and Removal					
10	Clean and Reshape Channels/Levees	\$500.00	\$935.86	\$935.86	100%	
15	Repair Lined Channel					
20	Erosion Control and Repair		\$949.49	\$949.49	100%	
21	Provide/Maintain Dust Control	\$500.00	\$300.00	\$0.00	0%	
25	Clean Detention/Debris Basins					
35	Fence Repair					
40	Vegetation Control - Chemical					
45	Vegetation Control - Mechanical	\$500.00	\$300.00	\$0.00	0%	
50	Maintain Access Road					
55	Clean & Inspect Inlet/Outlet Structures					
60	Repair Inlet/Outlet Structures					
65	Clean Storm Sewer Lines					
70	Storm Sewer Repair					
75	Clean/Flush Culverts & Bridges					
80	Miscellaneous Work Activities					
85	Engineering					
TOTALS		\$1,800.00	\$2,785.35	\$1,950.21		Jun-2017

Delays or Problem Areas:

Work completed during prior fiscal year:

Completed programmed activities.

Work to be completed during current fiscal year:

General maintenance activities.

Consultant/
 Contractor:
 Project
 Manager: Albert J. Jankowiak (702) 267-3024

**REGIONAL FLOOD CONTROL DISTRICT
MAINTENANCE WORK PROGRAM
QUARTERLY STATUS REPORT FY 2016-17**

MWP Facility#: HEN 35
 Facility Name: PITTMAN DESERT WILLOW
 MP Facility ID: PTDW 0000-0069

Entity: CITY OF HENDERSON
 Date Prepared: 12/31/2016

Force Account/Contract	Activity	Approved Work Plan Amount (\$)	Amended Work Plan Amount (\$)	Total Expenditures (\$)	Percent Complete	Scheduled Completion Date
3	Facility Assessment and Inventory					
5	Inspect Channels	\$300.00		\$20.08	7%	
6	Inspect Levees/Detention and Debris Basins					
8	Species Survey and Removal					
10	Clean and Reshape Channels/Levees	\$1,000.00		\$0.00	0%	
15	Repair Lined Channel					
20	Erosion Control and Repair					
21	Provide/Maintain Dust Control					
25	Clean Detention/Debris Basins					
35	Fence Repair					
40	Vegetation Control - Chemical					
45	Vegetation Control - Mechanical					
50	Maintain Access Road					
55	Clean & Inspect Inlet/Outlet Structures					
60	Repair Inlet/Outlet Structures					
65	Clean Storm Sewer Lines					
70	Storm Sewer Repair					
75	Clean/Flush Culverts & Bridges					
80	Miscellaneous Work Activities					
85	Engineering					
TOTALS		\$1,300.00	\$0.00	\$20.08		Jun-2017

Delays or Problem Areas:

Work completed during prior fiscal year:

General maintenance activities.

Work to be completed during current fiscal year:

General maintenance activities.

Consultant/
 Contractor: _____
 Project
 Manager: Albert J. Jankowiak (702) 267-3024

**REGIONAL FLOOD CONTROL DISTRICT
MAINTENANCE WORK PROGRAM
QUARTERLY STATUS REPORT FY 2016-17**

MWP Facility#: HEN 36
 Facility Name: PITTMAN FOOTHILLS DRIVE
 MP Facility ID: PTFD 0000-0111

Entity: CITY OF HENDERSON
 Date Prepared: 12/31/2016

Force Account/Contract	Activity	Approved Work Plan Amount (\$)	Amended Work Plan Amount (\$)	Total Expenditures (\$)	Percent Complete	Scheduled Completion Date
	3 Facility Assessment and Inventory					
	5 Inspect Channels	\$300.00		\$60.24	20%	
	6 Inspect Levees/Detention and Debris Basins					
	8 Species Survey and Removal					
	10 Clean and Reshape Channels/Levees	\$1,000.00		\$0.00	0%	
	15 Repair Lined Channel					
	20 Erosion Control and Repair					
	21 Provide/Maintain Dust Control					
	25 Clean Detention/Debris Basins					
	35 Fence Repair					
	40 Vegetation Control - Chemical					
	45 Vegetation Control - Mechanical					
	50 Maintain Access Road					
	55 Clean & Inspect Inlet/Outlet Structures					
	60 Repair Inlet/Outlet Structures					
	65 Clean Storm Sewer Lines					
	70 Storm Sewer Repair					
	75 Clean/Flush Culverts & Bridges					
	80 Miscellaneous Work Activities					
	85 Engineering					
TOTALS		\$1,300.00	\$0.00	\$60.24		Jun-2017

Delays or Problem Areas:

Work completed during prior fiscal year:

Work to be completed during current fiscal year:

General maintenance activities.

Consultant/
 Contractor: _____
 Project
 Manager: Albert J. Jankowiak (702) 267-3024

**REGIONAL FLOOD CONTROL DISTRICT
MAINTENANCE WORK PROGRAM
QUARTERLY STATUS REPORT FY 2016-17**

MWP Facility#: HEN 37
 Facility Name: PITTMAN LAKE MEAD
 MP Facility ID: PTLM 0000-0078

Entity: CITY OF HENDERSON
 Date Prepared: 12/31/2016

Force Account/Contract	Activity	Approved Work Plan Amount (\$)	Amended Work Plan Amount (\$)	Total Expenditures (\$)	Percent Complete	Scheduled Completion Date
3	Facility Assessment and Inventory					
5	Inspect Channels	\$300.00		\$20.08	7%	
6	Inspect Levees/Detention and Debris Basins					
8	Species Survey and Removal					
10	Clean and Reshape Channels/Levees	\$500.00		\$0.00	0%	
15	Repair Lined Channel					
20	Erosion Control and Repair					
21	Provide/Maintain Dust Control					
25	Clean Detention/Debris Basins					
35	Fence Repair	\$500.00		\$410.43	82%	
40	Vegetation Control - Chemical					
45	Vegetation Control - Mechanical					
50	Maintain Access Road					
55	Clean & Inspect Inlet/Outlet Structures					
60	Repair Inlet/Outlet Structures					
65	Clean Storm Sewer Lines					
70	Storm Sewer Repair					
75	Clean/Flush Culverts & Bridges					
80	Miscellaneous Work Activities					
85	Engineering					
TOTALS		\$1,300.00	\$0.00	\$430.51		Jun-2017

Delays or Problem Areas:

Work completed during prior fiscal year:

Completed programmed activities.

Work to be completed during current fiscal year:

General maintenance activities.

Consultant/
 Contractor:
 Project
 Manager: Albert J. Jankowiak (702) 267-3024

**REGIONAL FLOOD CONTROL DISTRICT
MAINTENANCE WORK PROGRAM
QUARTERLY STATUS REPORT FY 2016-17**

MWP Facility#: HEN 38
 Facility Name: PITTMAN VALLE VERDE
 MP Facility ID: PTVV 0000-0005

Entity: CITY OF HENDERSON
 Date Prepared: 12/31/2016

Force Account/Contract	Activity	Approved Work Plan Amount (\$)	Amended Work Plan Amount (\$)	Total Expenditures (\$)	Percent Complete	Scheduled Completion Date
	3 Facility Assessment and Inventory					
	5 Inspect Channels	\$300.00		\$0.00	0%	
	6 Inspect Levees/Detention and Debris Basins					
	8 Species Survey and Removal					
	10 Clean and Reshape Channels/Levees	\$500.00		\$0.00	0%	
	15 Repair Lined Channel					
	20 Erosion Control and Repair					
	21 Provide/Maintain Dust Control					
	25 Clean Detention/Debris Basins					
	35 Fence Repair	\$500.00		\$0.00	0%	
	40 Vegetation Control - Chemical					
	45 Vegetation Control - Mechanical					
	50 Maintain Access Road					
	55 Clean & Inspect Inlet/Outlet Structures					
	60 Repair Inlet/Outlet Structures					
	65 Clean Storm Sewer Lines					
	70 Storm Sewer Repair					
	75 Clean/Flush Culverts & Bridges					
	80 Miscellaneous Work Activities					
	85 Engineering					
TOTALS		\$1,800.00	\$0.00	\$0.00		Jun-2017

Delays or Problem Areas:

Work completed during prior fiscal year:

Completed programmed activities.

Work to be completed during current fiscal year:

General maintenance activities.

Consultant/
 Contractor: _____
 Project
 Manager: Albert J. Jankowiak (702) 267-3024

**REGIONAL FLOOD CONTROL DISTRICT
MAINTENANCE WORK PROGRAM
QUARTERLY STATUS REPORT FY 2016-17**

MWP Facility#: HEN 40
 Facility Name: PITTMAN PIONEER DETENTION
 MP Facility ID: PTPD 0010-0063

Entity: CITY OF HENDERSON
 Date Prepared: 12/31/2016

Force Account/Contract	Activity	Approved Work Plan Amount (\$)	Amended Work Plan Amount (\$)	Total Expenditures (\$)	Percent Complete	Scheduled Completion Date
3	Facility Assessment and Inventory					
5	Inspect Channels	\$300.00	\$300.00	\$100.94	34%	
6	Inspect Levees/Detention and Debris Basins					
8	Species Survey and Removal					
10	Clean and Reshape Channels/Levees	\$500.00	\$500.00	\$0.00	0%	
15	Repair Lined Channel					
20	Erosion Control and Repair		\$895.59	\$895.59	100%	
21	Provide/Maintain Dust Control					
25	Clean Detention/Debris Basins					
35	Fence Repair	\$1,000.00	\$1,000.00	\$0.00	0%	
40	Vegetation Control - Chemical					
45	Vegetation Control - Mechanical	\$500.00	\$500.00	\$0.00	0%	
50	Maintain Access Road					
55	Clean & Inspect Inlet/Outlet Structures					
60	Repair Inlet/Outlet Structures					
65	Clean Storm Sewer Lines					
70	Storm Sewer Repair					
75	Clean/Flush Culverts & Bridges					
80	Miscellaneous Work Activities					
85	Engineering		\$63.36	\$63.36	100%	
TOTALS		\$2,300.00	\$3,258.95	\$1,059.89		Jun-2017

Delays or Problem Areas:

Work completed during prior fiscal year:

Completed programmed activities.

Work to be completed during current fiscal year:

General maintenance activities.

Consultant/
 Contractor: _____
 Project
 Manager: Albert J. Jankowiak (702) 267-3024

**REGIONAL FLOOD CONTROL DISTRICT
MAINTENANCE WORK PROGRAM
QUARTERLY STATUS REPORT FY 2016-17**

MWP Facility#: HEN 41
 Facility Name: PITTMAN WEST HORIZON
 MP Facility ID: PTWH 0000-0116

Entity: CITY OF HENDERSON
 Date Prepared: 12/31/2016

Force Account/Contract	Activity	Approved Work Plan Amount (\$)	Amended Work Plan Amount (\$)	Total Expenditures (\$)	Percent Complete	Scheduled Completion Date
3	Facility Assessment and Inventory					
5	Inspect Channels	\$300.00	\$300.00	\$146.51	49%	
6	Inspect Levees/Detention and Debris Basins					
8	Species Survey and Removal					
10	Clean and Reshape Channels/Levees	\$500.00	\$3,602.91	\$3,602.91	100%	
15	Repair Lined Channel					
20	Erosion Control and Repair		\$219.22	\$219.22	100%	
21	Provide/Maintain Dust Control					
25	Clean Detention/Debris Basins					
35	Fence Repair	\$500.00	\$500.00	\$133.53	27%	
40	Vegetation Control - Chemical					
45	Vegetation Control - Mechanical					
50	Maintain Access Road					
55	Clean & Inspect Inlet/Outlet Structures					
60	Repair Inlet/Outlet Structures					
65	Clean Storm Sewer Lines					
70	Storm Sewer Repair					
75	Clean/Flush Culverts & Bridges					
80	Miscellaneous Work Activities					
85	Engineering		\$126.72	\$126.72	100%	
TOTALS		\$1,300.00	\$4,748.85	\$4,228.89		Jun-2017

Delays or Problem Areas:

Work completed during prior fiscal year:

Completed programmed activities.

Work to be completed during current fiscal year:

General maintenance activities.

Consultant/
 Contractor: _____
 Project
 Manager: Albert J. Jankowiak (702) 267-3024

**REGIONAL FLOOD CONTROL DISTRICT
MAINTENANCE WORK PROGRAM
QUARTERLY STATUS REPORT FY 2016-17**

MWP Facility#: HEN 42
 Facility Name: PITTMAN/ANTHEM PARKWAY
 MP Facility ID: PTAP 0000-0191

Entity: CITY OF HENDERSON
 Date Prepared: 12/31/2016

Force Account/Contract	Activity	Approved Work Plan Amount (\$)	Amended Work Plan Amount (\$)	Total Expenditures (\$)	Percent Complete	Scheduled Completion Date
3	Facility Assessment and Inventory					
5	Inspect Channels	\$300.00	\$916.45	\$916.45	100%	
6	Inspect Levees/Detention and Debris Basins					
8	Species Survey and Removal					
10	Clean and Reshape Channels/Levees	\$500.00	\$1,118.15	\$1,118.15	100%	
15	Repair Lined Channel					
20	Erosion Control and Repair		\$7,788.74	\$7,788.74	100%	
21	Provide/Maintain Dust Control		\$856.37	\$856.37	100%	
25	Clean Detention/Debris Basins					
35	Fence Repair	\$500.00	\$500.00	\$0.00	0%	
40	Vegetation Control - Chemical					
45	Vegetation Control - Mechanical					
50	Maintain Access Road					
55	Clean & Inspect Inlet/Outlet Structures					
60	Repair Inlet/Outlet Structures					
65	Clean Storm Sewer Lines					
70	Storm Sewer Repair					
75	Clean/Flush Culverts & Bridges					
80	Miscellaneous Work Activities		\$642.36	\$642.36	100%	
85	Engineering		\$190.10	\$190.10	100%	
TOTALS		\$1,300.00	\$12,012.17	\$11,512.17		Jun-2017

Delays or Problem Areas:

Work completed during prior fiscal year:

Completed programmed activities.

Work to be completed during current fiscal year:

General maintenance activities.

Consultant/
 Contractor: _____
 Project
 Manager: Albert J. Jankowiak (702) 267-3024

**REGIONAL FLOOD CONTROL DISTRICT
MAINTENANCE WORK PROGRAM
QUARTERLY STATUS REPORT FY 2016-17**

MWP Facility#: HEN 43
 Facility Name: PITTMAN HORIZON RIDGE
 MP Facility ID: PTHR 0000-0067, 0139 - 0140

Entity: CITY OF HENDERSON
 Date Prepared: 12/31/2016

Force Account/Contract	Activity	Approved Work Plan Amount (\$)	Amended Work Plan Amount (\$)	Total Expenditures (\$)	Percent Complete	Scheduled Completion Date
	3 Facility Assessment and Inventory					
	5 Inspect Channels	\$300.00		\$40.16	13%	
	6 Inspect Levees/Detention and Debris Basins					
	8 Species Survey and Removal					
	10 Clean and Reshape Channels/Levees	\$500.00		\$0.00	0%	
	15 Repair Lined Channel					
	20 Erosion Control and Repair					
	21 Provide/Maintain Dust Control					
	25 Clean Detention/Debris Basins					
	35 Fence Repair					
	40 Vegetation Control - Chemical					
	45 Vegetation Control - Mechanical	\$500.00		\$0.00	0%	
	50 Maintain Access Road					
	55 Clean & Inspect Inlet/Outlet Structures					
	60 Repair Inlet/Outlet Structures					
	65 Clean Storm Sewer Lines					
	70 Storm Sewer Repair					
	75 Clean/Flush Culverts & Bridges					
	80 Miscellaneous Work Activities					
	85 Engineering					
TOTALS		\$1,300.00	\$0.00	\$40.16		Jun-2017

Delays or Problem Areas:

Work completed during prior fiscal year:

Completed programmed activities.

Work to be completed during current fiscal year:

General maintenance activities.

Consultant/ Contractor: _____
 Project Manager: Albert J. Jankowiak (702) 267-3024

**REGIONAL FLOOD CONTROL DISTRICT
MAINTENANCE WORK PROGRAM
QUARTERLY STATUS REPORT FY 2016-17**

MWP Facility#: HEN 45
 Facility Name: PITTMAN ANTHEM CHANNEL & DETENTION BASIN
 MP Facility ID: PTAN 0000-0280, PTCR 0000-0036, PTOG 0000-0016, PTAT 0000-0007

Entity: CITY OF HENDERSON
 Date Prepared: 12/31/2016

Force Account/ Contract	Activity	Approved Work Plan Amount (\$)	Amended Work Plan Amount (\$)	Total Expenditures (\$)	Percent Complete	Scheduled Completion Date
3	Facility Assessment and Inventory					
5	Inspect Channels	\$500.00	\$500.00	\$0.00	0%	
6	Inspect Levees/Detention and Debris Basins	\$1,500.00	\$1,500.00	\$799.14	53%	
8	Species Survey and Removal					
10	Clean and Reshape Channels/Levees					
15	Repair Lined Channel					
20	Erosion Control and Repair					
21	Provide/Maintain Dust Control					
25	Clean Detention/Debris Basins	\$10,000.00	\$7,000.00	\$0.00	0%	
35	Fence Repair					
40	Vegetation Control - Chemical					
45	Vegetation Control - Mechanical	\$1,000.00	\$1,000.00	\$0.00	0%	
50	Maintain Access Road					
55	Clean & Inspect Inlet/Outlet Structures	\$1,500.00	\$1,500.00	\$0.00	0%	
60	Repair Inlet/Outlet Structures					
65	Clean Storm Sewer Lines					
70	Storm Sewer Repair					
75	Clean/Flush Culverts & Bridges					
80	Miscellaneous Work Activities					
85	Engineering	\$10,000.00	\$7,000.00	\$63.36	1%	
TOTALS		\$24,500.00	\$18,500.00	\$862.50		Jun-2017

Delays or Problem Areas:

Work completed during prior fiscal year:

Completed programmed activities.

Work to be completed during current fiscal year:

Act - 6 Inspection of debris and detention basins; Act - 25 Clean debris and detention basins; Act 85 - 5-yr major update of EAP information. General maintenance activities.

Consultant/
 Contractor: _____
 Project
 Manager: Albert J. Jankowiak (702) 267-3024

**REGIONAL FLOOD CONTROL DISTRICT
MAINTENANCE WORK PROGRAM
QUARTERLY STATUS REPORT FY 2016-17**

MWP Facility#: HEN 46
 Facility Name: PITTMAN REUNION DRIVE
 MP Facility ID: PTRD 0000-0055

Entity: CITY OF HENDERSON
 Date Prepared: 12/31/2016

Force Account/Contract	Activity	Approved Work Plan Amount (\$)	Amended Work Plan Amount (\$)	Total Expenditures (\$)	Percent Complete	Scheduled Completion Date
3	Facility Assessment and Inventory					
5	Inspect Channels	\$300.00		\$0.00	0%	
6	Inspect Levees/Detention and Debris Basins	\$300.00		\$20.08	7%	
8	Species Survey and Removal					
10	Clean and Reshape Channels/Levees	\$500.00		\$0.00	0%	
15	Repair Lined Channel					
20	Erosion Control and Repair					
21	Provide/Maintain Dust Control	\$500.00		\$0.00	0%	
25	Clean Detention/Debris Basins	\$500.00		\$0.00	0%	
35	Fence Repair					
40	Vegetation Control - Chemical					
45	Vegetation Control - Mechanical					
50	Maintain Access Road					
55	Clean & Inspect Inlet/Outlet Structures					
60	Repair Inlet/Outlet Structures					
65	Clean Storm Sewer Lines					
70	Storm Sewer Repair					
75	Clean/Flush Culverts & Bridges					
80	Miscellaneous Work Activities					
85	Engineering					
TOTALS		\$2,100.00	\$0.00	\$20.08		Jun-2017

Delays or Problem Areas:

Work completed during prior fiscal year:

Completed programmed activities.

Work to be completed during current fiscal year:

General maintenance activities.

Consultant/ Contractor: _____
 Project Manager: Albert J. Jankowiak (702) 267-3024

**REGIONAL FLOOD CONTROL DISTRICT
MAINTENANCE WORK PROGRAM
QUARTERLY STATUS REPORT FY 2016-17**

MWP Facility#: HEN 47
 Facility Name: PITTMAN GREEN VALLEY
 MP Facility ID: PTGV 0028-0073

Entity: CITY OF HENDERSON
 Date Prepared: 12/31/2016

Force Account/Contract	Activity	Approved Work Plan Amount (\$)	Amended Work Plan Amount (\$)	Total Expenditures (\$)	Percent Complete	Scheduled Completion Date
3	Facility Assessment and Inventory					
5	Inspect Channels	\$300.00	\$300.00	\$20.08	7%	
6	Inspect Levees/Detention and Debris Basins					
8	Species Survey and Removal					
10	Clean and Reshape Channels/Levees					
15	Repair Lined Channel					
20	Erosion Control and Repair					
21	Provide/Maintain Dust Control					
25	Clean Detention/Debris Basins					
35	Fence Repair					
40	Vegetation Control - Chemical					
45	Vegetation Control - Mechanical	\$2,000.00	\$500.00	\$0.00	0%	
50	Maintain Access Road					
55	Clean & Inspect Inlet/Outlet Structures					
60	Repair Inlet/Outlet Structures					
65	Clean Storm Sewer Lines					
70	Storm Sewer Repair					
75	Clean/Flush Culverts & Bridges					
80	Miscellaneous Work Activities					
85	Engineering					
TOTALS		\$2,300.00	\$800.00	\$20.08		Jun-2017

Delays or Problem Areas:

Work completed during prior fiscal year:

Completed programmed activities.

Work to be completed during current fiscal year:

General maintenance activities.

Consultant/
 Contractor:
 Project
 Manager: Albert J. Jankowiak (702) 267-3024

**REGIONAL FLOOD CONTROL DISTRICT
MAINTENANCE WORK PROGRAM
QUARTERLY STATUS REPORT FY 2016-17**

MWP Facility#: HEN 48
 Facility Name: PITTMAN SEVEN HILLS
 MP Facility ID: PTSH 0011 - 0084

Entity: CITY OF HENDERSON
 Date Prepared: 12/31/2016

Force Account/ Contract	Activity	Approved Work Plan Amount (\$)	Amended Work Plan Amount (\$)	Total Expenditures (\$)	Percent Complete	Scheduled Completion Date
3	Facility Assessment and Inventory					
5	Inspect Channels	\$500.00		\$20.08	4%	
6	Inspect Levees/Detention and Debris Basins					
8	Species Survey and Removal					
10	Clean and Reshape Channels/Levees	\$700.00		\$0.00	0%	
15	Repair Lined Channel					
20	Erosion Control and Repair					
21	Provide/Maintain Dust Control					
25	Clean Detention/Debris Basins					
35	Fence Repair					
40	Vegetation Control - Chemical					
45	Vegetation Control - Mechanical					
50	Maintain Access Road					
55	Clean & Inspect Inlet/Outlet Structures					
60	Repair Inlet/Outlet Structures					
65	Clean Storm Sewer Lines					
70	Storm Sewer Repair					
75	Clean/Flush Culverts & Bridges					
80	Miscellaneous Work Activities					
85	Engineering					
TOTALS		\$1,200.00	\$0.00	\$20.08		Jun-2017

Delays or Problem Areas:

Work completed during prior fiscal year:

Completed programmed activities.

Work to be completed during current fiscal year:

General maintenance activities.

Consultant/
 Contractor: _____
 Project
 Manager: Albert J. Jankowiak (702) 267-3024

**REGIONAL FLOOD CONTROL DISTRICT
MAINTENANCE WORK PROGRAM
QUARTERLY STATUS REPORT FY 2016-17**

MWP Facility#: HEN 49
 Facility Name: C-1 CHANNEL US 95 TRIB 1
 MP Facility ID: C1U1 0000-0062

Entity: CITY OF HENDERSON
 Date Prepared: 12/31/2016

Force Account/ Contract	Activity	Approved Work Plan Amount (\$)	Amended Work Plan Amount (\$)	Total Expenditures (\$)	Percent Complete	Scheduled Completion Date
3	Facility Assessment and Inventory					
5	Inspect Channels	\$300.00		\$19.83	7%	
6	Inspect Levees/Detention and Debris Basins					
8	Species Survey and Removal					
10	Clean and Reshape Channels/Levees	\$500.00		\$0.00	0%	
15	Repair Lined Channel					
20	Erosion Control and Repair					
21	Provide/Maintain Dust Control					
25	Clean Detention/Debris Basins					
35	Fence Repair	\$500.00		\$0.00	0%	
40	Vegetation Control - Chemical					
45	Vegetation Control - Mechanical					
50	Maintain Access Road					
55	Clean & Inspect Inlet/Outlet Structures					
60	Repair Inlet/Outlet Structures					
65	Clean Storm Sewer Lines					
70	Storm Sewer Repair					
75	Clean/Flush Culverts & Bridges					
80	Miscellaneous Work Activities					
85	Engineering					
TOTALS		\$1,300.00	\$0.00	\$19.83		Jun-2017

Delays or Problem Areas:

Work completed during prior fiscal year:

Completed programmed activities.

Work to be completed during current fiscal year:

General maintenance activities.

Consultant/
 Contractor: _____
 Project
 Manager: Albert J. Jankowiak (702) 267-3024

**REGIONAL FLOOD CONTROL DISTRICT
MAINTENANCE WORK PROGRAM
QUARTERLY STATUS REPORT FY 2016-17**

MWP Facility#: HEN 50
 Facility Name: C-1 CHANNEL FOUR KIDS
 MP Facility ID: C1FK 0000-0073

Entity: CITY OF HENDERSON
 Date Prepared: 12/31/2016

Force Account/ Contract	Activity	Approved Work Plan Amount (\$)	Amended Work Plan Amount (\$)	Total Expenditures (\$)	Percent Complete	Scheduled Completion Date
3	Facility Assessment and Inventory					
5	Inspect Channels	\$300.00	\$514.29	\$514.29	100%	
6	Inspect Levees/Detention and Debris Basins					
8	Species Survey and Removal					
10	Clean and Reshape Channels/Levees	\$2,500.00	\$500.00	\$0.00	0%	
15	Repair Lined Channel					
20	Erosion Control and Repair	\$3,500.00	\$5,152.88	\$5,152.88	100%	
21	Provide/Maintain Dust Control	\$2,000.00	\$831.20	\$831.20	100%	
25	Clean Detention/Debris Basins					
35	Fence Repair					
40	Vegetation Control - Chemical					
45	Vegetation Control - Mechanical		\$396.06	\$396.06	100%	
50	Maintain Access Road					
55	Clean & Inspect Inlet/Outlet Structures					
60	Repair Inlet/Outlet Structures					
65	Clean Storm Sewer Lines					
70	Storm Sewer Repair					
75	Clean/Flush Culverts & Bridges	\$5,000.00	\$500.00	\$0.00	0%	
80	Miscellaneous Work Activities					
85	Engineering		\$126.72	\$126.72	100%	
TOTALS		\$13,300.00	\$8,021.15	\$7,021.15		Jun-2017

Delays or Problem Areas:

Work completed during prior fiscal year:

Completed programmed activities.

Work to be completed during current fiscal year:

General maintenance activities.

Consultant/
 Contractor: _____
 Project
 Manager: Albert J. Jankowiak (702) 267-3024

**REGIONAL FLOOD CONTROL DISTRICT
MAINTENANCE WORK PROGRAM
QUARTERLY STATUS REPORT FY 2016-17**

MWP Facility#: HEN 53
 Facility Name: LAKE LAS VEGAS MAGIC WAY CHANNEL
 MP Facility ID: LLMW 0129, 0203

Entity: CITY OF HENDERSON
 Date Prepared: 12/31/2016

Force Account/Contract	Activity	Approved Work Plan Amount (\$)	Amended Work Plan Amount (\$)	Total Expenditures (\$)	Percent Complete	Scheduled Completion Date
3	Facility Assessment and Inventory					
5	Inspect Channels	\$300.00	\$300.00	\$0.00	0%	
6	Inspect Levees/Detention and Debris Basins					
8	Species Survey and Removal					
10	Clean and Reshape Channels/Levees	\$500.00	\$500.00	\$0.00	0%	
15	Repair Lined Channel					
20	Erosion Control and Repair					
21	Provide/Maintain Dust Control					
25	Clean Detention/Debris Basins					
35	Fence Repair					
40	Vegetation Control - Chemical					
45	Vegetation Control - Mechanical					
50	Maintain Access Road					
55	Clean & Inspect Inlet/Outlet Structures					
60	Repair Inlet/Outlet Structures					
65	Clean Storm Sewer Lines					
70	Storm Sewer Repair					
75	Clean/Flush Culverts & Bridges	\$500.00	\$500.00	\$0.00	0%	
80	Miscellaneous Work Activities					
85	Engineering		\$133.14	\$133.14	100%	
TOTALS		\$1,300.00	\$1,433.14	\$133.14		Jun-2017

Delays or Problem Areas:

Work completed during prior fiscal year:

Completed programmed activities.

Work to be completed during current fiscal year:

General maintenance activities.

Consultant/
 Contractor: _____
 Project
 Manager: Albert J. Jankowiak (702) 267-3024

**REGIONAL FLOOD CONTROL DISTRICT
MAINTENANCE WORK PROGRAM
QUARTERLY STATUS REPORT FY 2016-17**

MWP Facility#: HEN 54
 Facility Name: PITTMAN HAMPTON ROAD
 MP Facility ID: PTHD 0000-0020

Entity: CITY OF HENDERSON
 Date Prepared: 12/31/2016

Force Account/Contract	Activity	Approved Work Plan Amount (\$)	Amended Work Plan Amount (\$)	Total Expenditures (\$)	Percent Complete	Scheduled Completion Date
	3 Facility Assessment and Inventory					
	5 Inspect Channels	\$500.00		\$20.53	4%	
	6 Inspect Levees/Detention and Debris Basins					
	8 Species Survey and Removal					
	10 Clean and Reshape Channels/Levees	\$500.00		\$0.00	0%	
	15 Repair Lined Channel					
	20 Erosion Control and Repair					
	21 Provide/Maintain Dust Control					
	25 Clean Detention/Debris Basins					
	35 Fence Repair					
	40 Vegetation Control - Chemical					
	45 Vegetation Control - Mechanical					
	50 Maintain Access Road					
	55 Clean & Inspect Inlet/Outlet Structures					
	60 Repair Inlet/Outlet Structures					
	65 Clean Storm Sewer Lines					
	70 Storm Sewer Repair					
	75 Clean/Flush Culverts & Bridges					
	80 Miscellaneous Work Activities					
	85 Engineering					
TOTALS		\$1,000.00	\$0.00	\$20.53		Jun-2017

Delays or Problem Areas:

Work completed during prior fiscal year:

Completed programmed activities.

Work to be completed during current fiscal year:

General maintenance activities.

Consultant/
 Contractor:
 Project
 Manager: Albert J. Jankowiak (702) 267-3024

**REGIONAL FLOOD CONTROL DISTRICT
MAINTENANCE WORK PROGRAM
QUARTERLY STATUS REPORT FY 2016-17**

MWP Facility#: HEN 55
 Facility Name: PITTMAN ANTHEM DRIVE
 MP Facility ID: PTAD 0000-0070

Entity: CITY OF HENDERSON
 Date Prepared: 12/31/2016

Force Account/ Contract	Activity	Approved Work Plan Amount (\$)	Amended Work Plan Amount (\$)	Total Expenditures (\$)	Percent Complete	Scheduled Completion Date
3	Facility Assessment and Inventory					
5	Inspect Channels	\$300.00		\$61.23	20%	
6	Inspect Levees/Detention and Debris Basins					
8	Species Survey and Removal					
10	Clean and Reshape Channels/Levees	\$500.00		\$0.00	0%	
15	Repair Lined Channel					
20	Erosion Control and Repair					
21	Provide/Maintain Dust Control					
25	Clean Detention/Debris Basins					
35	Fence Repair					
40	Vegetation Control - Chemical					
45	Vegetation Control - Mechanical					
50	Maintain Access Road					
55	Clean & Inspect Inlet/Outlet Structures					
60	Repair Inlet/Outlet Structures					
65	Clean Storm Sewer Lines	\$500.00		\$0.00	0%	
70	Storm Sewer Repair					
75	Clean/Flush Culverts & Bridges					
80	Miscellaneous Work Activities					
85	Engineering					
TOTALS		\$1,300.00	\$0.00	\$61.23		Jun-2017

Delays or Problem Areas:

Work completed during prior fiscal year:

Completed programmed activities.

Work to be completed during current fiscal year:

General maintenance activities.

Consultant/
 Contractor: _____
 Project
 Manager: Albert J. Jankowiak (702) 267-3024

**REGIONAL FLOOD CONTROL DISTRICT
MAINTENANCE WORK PROGRAM
QUARTERLY STATUS REPORT FY 2016-17**

MWP Facility#: HEN 56
 Facility Name: PITTMAN WASH SOUTHEAST
 MP Facility ID: PTSE 0000-0346, PTPN 0000-0039

Entity: CITY OF HENDERSON
 Date Prepared: 12/31/2016

Force Account/Contract	Activity	Approved Work Plan Amount (\$)	Amended Work Plan Amount (\$)	Total Expenditures (\$)	Percent Complete	Scheduled Completion Date
	3 Facility Assessment and Inventory					
	5 Inspect Channels	\$300.00		\$61.61	21%	
	6 Inspect Levees/Detention and Debris Basins	\$300.00		\$0.00	0%	
	8 Species Survey and Removal					
	10 Clean and Reshape Channels/Levees	\$1,000.00		\$0.00	0%	
	15 Repair Lined Channel					
	20 Erosion Control and Repair					
	21 Provide/Maintain Dust Control					
	25 Clean Detention/Debris Basins	\$500.00		\$0.00	0%	
	35 Fence Repair	\$1,000.00		\$0.00	0%	
	40 Vegetation Control - Chemical					
	45 Vegetation Control - Mechanical	\$1,000.00		\$0.00	0%	
	50 Maintain Access Road					
	55 Clean & Inspect Inlet/Outlet Structures					
	60 Repair Inlet/Outlet Structures					
	65 Clean Storm Sewer Lines					
	70 Storm Sewer Repair					
	75 Clean/Flush Culverts & Bridges					
	80 Miscellaneous Work Activities					
	85 Engineering					
TOTALS		\$4,100.00	\$0.00	\$61.61		Jun-2017

Delays or Problem Areas:

Work completed during prior fiscal year:

Completed programmed activities.

Work to be completed during current fiscal year:

General maintenance activities.

Consultant/
 Contractor:
 Project
 Manager: Albert J. Jankowiak (702) 267-3024

**REGIONAL FLOOD CONTROL DISTRICT
MAINTENANCE WORK PROGRAM
QUARTERLY STATUS REPORT FY 2016-17**

MWP Facility#: HEN 57
 Facility Name: PITTMAN WASH WILDERNESS STUDY
 MP Facility ID: PTWS 0000 - 0063 and PTDY 0000

Entity: CITY OF HENDERSON
 Date Prepared: 12/31/2016

Force Account/ Contract	Activity	Approved Work Plan Amount (\$)	Amended Work Plan Amount (\$)	Total Expenditures (\$)	Percent Complete	Scheduled Completion Date
	3 Facility Assessment and Inventory					
	5 Inspect Channels	\$300.00		\$20.53	7%	
	6 Inspect Levees/Detention and Debris Basins	\$300.00		\$0.00	0%	
	8 Species Survey and Removal					
	10 Clean and Reshape Channels/Levees	\$500.00		\$0.00	0%	
	15 Repair Lined Channel					
	20 Erosion Control and Repair					
	21 Provide/Maintain Dust Control					
	25 Clean Detention/Debris Basins	\$500.00		\$0.00	0%	
	35 Fence Repair					
	40 Vegetation Control - Chemical					
	45 Vegetation Control - Mechanical					
	50 Maintain Access Road	\$500.00		\$0.00	0%	
	55 Clean & Inspect Inlet/Outlet Structures					
	60 Repair Inlet/Outlet Structures					
	65 Clean Storm Sewer Lines					
	70 Storm Sewer Repair					
	75 Clean/Flush Culverts & Bridges					
	80 Miscellaneous Work Activities					
	85 Engineering					
TOTALS		\$2,100.00	\$0.00	\$20.53		Jun-2017

Delays or Problem Areas:

Work completed during prior fiscal year:

Completed programmed activities.

Work to be completed during current fiscal year:

General maintenance activities.

Consultant/
 Contractor: _____
 Project
 Manager: Albert J. Jankowiak (702) 267-3024

**REGIONAL FLOOD CONTROL DISTRICT
MAINTENANCE WORK PROGRAM
QUARTERLY STATUS REPORT FY 2016-17**

MWP Facility#: HEN 58
 Facility Name: PITTMAN SOUTHDGE-NORTH
 MP Facility ID: PTSN 0000-0063

Entity: CITY OF HENDERSON
 Date Prepared: 12/31/2016

Force Account/ Contract	Activity	Approved Work Plan Amount (\$)	Amended Work Plan Amount (\$)	Total Expenditures (\$)	Percent Complete	Scheduled Completion Date
3	Facility Assessment and Inventory					
5	Inspect Channels	\$500.00	\$500.00	\$138.70	28%	
6	Inspect Levees/Detention and Debris Basins					
8	Species Survey and Removal					
10	Clean and Reshape Channels/Levees	\$500.00	\$500.00	\$0.00	0%	
15	Repair Lined Channel					
20	Erosion Control and Repair					
21	Provide/Maintain Dust Control					
25	Clean Detention/Debris Basins					
35	Fence Repair					
40	Vegetation Control - Chemical					
45	Vegetation Control - Mechanical		\$302.88	\$302.88	100%	
50	Maintain Access Road					
55	Clean & Inspect Inlet/Outlet Structures					
60	Repair Inlet/Outlet Structures					
65	Clean Storm Sewer Lines					
70	Storm Sewer Repair					
75	Clean/Flush Culverts & Bridges					
80	Miscellaneous Work Activities					
85	Engineering		\$63.36	\$63.36	100%	
TOTALS		\$1,000.00	\$1,366.24	\$504.94		Jun-2017

Delays or Problem Areas:

Work completed during prior fiscal year:

Completed programmed activities.

Work to be completed during current fiscal year:

General maintenance activities.

Consultant/
 Contractor:
 Project
 Manager: Albert J. Jankowiak (702) 267-3024

**REGIONAL FLOOD CONTROL DISTRICT
MAINTENANCE WORK PROGRAM
QUARTERLY STATUS REPORT FY 2016-17**

MWP Facility#: HEN 59
 Facility Name: PITTMAN SOUTHEDGE-SOUTH
 MP Facility ID: PTSS 0000-0012

Entity: CITY OF HENDERSON
 Date Prepared: 12/31/2016

Force Account/Contract	Activity	Approved Work Plan Amount (\$)	Amended Work Plan Amount (\$)	Total Expenditures (\$)	Percent Complete	Scheduled Completion Date
3	Facility Assessment and Inventory					
5	Inspect Channels	\$500.00		\$20.53	4%	
6	Inspect Levees/Detention and Debris Basins					
8	Species Survey and Removal					
10	Clean and Reshape Channels/Levees	\$500.00		\$0.00	0%	
15	Repair Lined Channel					
20	Erosion Control and Repair					
21	Provide/Maintain Dust Control					
25	Clean Detention/Debris Basins					
35	Fence Repair					
40	Vegetation Control - Chemical					
45	Vegetation Control - Mechanical					
50	Maintain Access Road					
55	Clean & Inspect Inlet/Outlet Structures					
60	Repair Inlet/Outlet Structures					
65	Clean Storm Sewer Lines					
70	Storm Sewer Repair					
75	Clean/Flush Culverts & Bridges					
80	Miscellaneous Work Activities					
85	Engineering					
TOTALS		\$1,000.00	\$0.00	\$20.53		Jun-2017

Delays or Problem Areas:

Work completed during prior fiscal year:

Completed programmed activities.

Work to be completed during current fiscal year:

General maintenance activities.

Consultant/
 Contractor: _____
 Project
 Manager: Albert J. Jankowiak (702) 267-3024

**REGIONAL FLOOD CONTROL DISTRICT
MAINTENANCE WORK PROGRAM
QUARTERLY STATUS REPORT FY 2016-17**

MWP Facility#: HEN 60
 Facility Name: PITTMAN SOUTHDGE-ANTHEM
 MP Facility ID: PTSA 0000-0091

Entity: CITY OF HENDERSON
 Date Prepared: 12/31/2016

Force Account/Contract	Activity	Approved Work Plan Amount (\$)	Amended Work Plan Amount (\$)	Total Expenditures (\$)	Percent Complete	Scheduled Completion Date
3	Facility Assessment and Inventory					
5	Inspect Channels	\$300.00		\$81.78	27%	
6	Inspect Levees/Detention and Debris Basins					
8	Species Survey and Removal					
10	Clean and Reshape Channels/Levees	\$500.00		\$307.25	61%	
15	Repair Lined Channel					
20	Erosion Control and Repair					
21	Provide/Maintain Dust Control					
25	Clean Detention/Debris Basins					
35	Fence Repair					
40	Vegetation Control - Chemical					
45	Vegetation Control - Mechanical	\$1,000.00		\$0.00	0%	
50	Maintain Access Road					
55	Clean & Inspect Inlet/Outlet Structures					
60	Repair Inlet/Outlet Structures					
65	Clean Storm Sewer Lines					
70	Storm Sewer Repair					
75	Clean/Flush Culverts & Bridges					
80	Miscellaneous Work Activities					
85	Engineering					
TOTALS		\$1,800.00	\$0.00	\$389.03		Jun-2017

Delays or Problem Areas:

Work completed during prior fiscal year:

Completed programmed activities.

Work to be completed during current fiscal year:

General maintenance activities.

Consultant/
 Contractor:
 Project
 Manager: Albert J. Jankowiak (702) 267-3024

**MAINTENANCE WORK PROGRAM
QUARTERLY STATUS REPORT FY 2016-17**

MWP Facility#: HEN 61
 Facility Name: PITTMAN EAST HEADWORKS DB
 MP Facility ID: PTEA 0760-0773

Entity: CITY OF HENDERSON
 Date Prepared: 12/31/2016

Force Account/Contract	Activity	Approved Work Plan Amount (\$)	Amended Work Plan Amount (\$)	Total Expenditures (\$)	Percent Complete	Scheduled Completion Date
3	Facility Assessment and Inventory					
5	Inspect Channels	\$1,000.00		\$0.00	0%	
6	Inspect Levees/Detention and Debris Basins	\$2,500.00		\$1,527.33	61%	
8	Species Survey and Removal					
10	Clean and Reshape Channels/Levees					
15	Repair Lined Channel					
20	Erosion Control and Repair					
21	Provide/Maintain Dust Control	\$500.00		\$0.00	0%	
25	Clean Detention/Debris Basins	\$2,000.00		\$0.00	0%	
35	Fence Repair					
40	Vegetation Control - Chemical					
45	Vegetation Control - Mechanical	\$1,000.00		\$0.00	0%	
50	Maintain Access Road					
55	Clean & Inspect Inlet/Outlet Structures	\$1,000.00		\$0.00	0%	
60	Repair Inlet/Outlet Structures					
65	Clean Storm Sewer Lines					
70	Storm Sewer Repair					
75	Clean/Flush Culverts & Bridges					
80	Miscellaneous Work Activities					
85	Engineering	\$10,000.00		\$316.84	3%	
TOTALS		\$18,000.00	\$0.00	\$1,844.17		Jun-2017

Delays or Problem Areas:

Work completed during prior fiscal year:

Completed programmed activities.

Work to be completed during current fiscal year:

Act 85 - 5-yr major update of EAP information. General maintenance activities.

Consultant/
 Contractor: _____
 Project
 Manager: Albert J. Jankowiak (702) 267-3024

**REGIONAL FLOOD CONTROL DISTRICT
MAINTENANCE WORK PROGRAM
QUARTERLY STATUS REPORT FY 2016-17**

MWP Facility#: HEN 62
 Facility Name: C-1 CHANNEL-RACETRACK
 MP Facility ID: C1RT 0001-0040

Entity: CITY OF HENDERSON
 Date Prepared: 12/31/2016

Force Account/Contract	Activity	Approved Work Plan Amount (\$)	Amended Work Plan Amount (\$)	Total Expenditures (\$)	Percent Complete	Scheduled Completion Date
	3 Facility Assessment and Inventory					
	5 Inspect Channels	\$300.00	\$300.00	\$20.18	7%	
	6 Inspect Levees/Detention and Debris Basins					
	8 Species Survey and Removal					
	10 Clean and Reshape Channels/Levees	\$500.00	\$300.00	\$0.00	0%	
	15 Repair Lined Channel					
	20 Erosion Control and Repair					
	21 Provide/Maintain Dust Control					
	25 Clean Detention/Debris Basins					
	35 Fence Repair					
	40 Vegetation Control - Chemical					
	45 Vegetation Control - Mechanical	\$500.00	\$300.00	\$0.00	0%	
	50 Maintain Access Road					
	55 Clean & Inspect Inlet/Outlet Structures					
	60 Repair Inlet/Outlet Structures					
	65 Clean Storm Sewer Lines					
	70 Storm Sewer Repair					
	75 Clean/Flush Culverts & Bridges					
	80 Miscellaneous Work Activities					
	85 Engineering		\$190.10	\$190.10	100%	
TOTALS		\$1,800.00	\$1,090.10	\$210.28		Jun-2017

Delays or Problem Areas:

Work completed during prior fiscal year:

Completed programmed activities.

Work to be completed during current fiscal year:

General maintenance activities.

Consultant/
 Contractor: _____
 Project
 Manager: Albert J. Jankowiak (702) 267-3024

**REGIONAL FLOOD CONTROL DISTRICT
MAINTENANCE WORK PROGRAM
SECOND QUARTER - FY 2016-17**

MWP Facility #: LV51
 Facility Name: Cedar Avenue Channel/Nellis System
 MP Facility ID: CACH 0000 - 0148,
CABZ 0000 - 0010, CACN 0000 - 0049,
LVBZ 0166 - 0224

Entity: City of Las Vegas
 Date Prepared: 1/30/2017

Force Account/Contract	Activity	Work Plan Amount (\$)	Amended Work Plan Amount (\$)	Expended To Date (\$)	Percent Complete	Scheduled Completion Date *
FA 03	Facility Assessment and Inventory	\$5,000.00	\$2,000.00			Jun-17
FA 05	Inspect Channels					
	06 Inspect Levees/Detention and Debris Basins					
	08 Species Survey and Removal					
FA 10	Clean and Reshape Channels/Levees	\$20,000.00	\$11,000.00			Jun-17
FA 15	Repair Lined Channel	\$5,000.00	\$3,000.00			Jun-17
	20 Erosion Control and Repair					
	21 Provide/Maintain Dust Control					
	25 Clean Detention Debris Basins					
	35 Fence Repair					
	40 Vegetation Control - Chemical					
	45 Vegetation Control - Mechanical					
	50 Maintain Access Road					
FA 55	Clean & Inspect Inlet/Outlet Structures	\$10,000.00	\$5,000.00			Jun-17
	60 Repair Inlet/Outlet Structures					
FA 65	Clean Storm Sewer Lines	\$2,000.00	\$2,000.00			Jun-17
FA 70	Storm Sewer Repair	\$1,000.00	\$1,000.00			Jun-17
FA 75	Clean/Flush Culverts & Bridges	\$2,000.00	\$2,000.00			Jun-17
FA 80	Miscellaneous Work Activities	\$4,000.00	\$4,000.00			Jun-17
FA 85	Engineering	\$1,000.00	\$20,000.00	\$18,776.99		Jun-17
TOTALS		\$50,000.00	\$50,000.00	\$18,776.99	37.6%	

Delays or Problem Areas:

Work completed during prior Fiscal Year:

Clean open channel twice a year (CACH 0000-0148) and graffiti removal. Routine maintenance work activities.

Work to be completed during current Fiscal Year:

Inspect and clean storm drain facilities. Clean open channel twice a year (CACH 0000-0148) and graffiti removal. Routine maintenance work activities.

Consultant/Contractor: N/A
 Project Manager: Oh Sang Kwon, P.E./Michael Strudivant, P.E. Phone Number: 702-229-6541

**REGIONAL FLOOD CONTROL DISTRICT
MAINTENANCE WORK PROGRAM
SECOND QUARTER - FY 2016-17**

MWP Facility #: LV52
 Facility Name: Gowan/Angel Pk/Lone Mtn System
 MP Facility ID: GONO 0000 - 0225, GOSO 0000 - 0462, GODU 0000 - 0050,
 GOOF 0427 - 0775, GOCR 0180 - 0201, GOLB 0000 - 0030
 GOLM 0000 - 0277, GOBU 0000 - 0085, GOBW 0000 - 0052,
 APDG 0000 - 0060, APOF 0000 - 0124, APP1 0000 - 0056, GOT'E 0000
 GOO2 0000 - 0257, APNO 0015, APNO 0012, GOLO 0152-0275
 APSP 0000 - 0183, APBE 0000 - 0122, APSO 0000, APSO 0020,
 APSO 0204, APSO 0254, APSO 0255, APSO 0345, APMD 0027,
 APMD 0132, APMD 0190 - 0258, GOL2 0000 - 0014, APD3 0000 - 0021, GOWC 0000,
 GOL4 0000 - 0026, APFH 0000 - 0061, APAD 0000 - 0225, APCB 0000 - 0080

Entity: City of Las Vegas
 Date Prepared: 1/30/2017

Force Account/Contract	Activity	Work Plan Amount (\$)	Amended Work Plan Amount (\$)	Expended To Date (\$)	Percent Complete	Scheduled Completion Date *
FA 03	Facility Assessment and Inventory	\$5,000.00	\$5,000.00			Jun-17
FA 05	Inspect Channels	\$5,000.00	\$5,000.00			Jun-17
FA 06	Inspect Levees/Detention and Debris Basins	\$5,000.00	\$5,000.00			Jun-17
FA 08	Species Survey and Removal	\$20,000.00	\$5,000.00			Jun-17
	10 Clean and Reshape Channels/Levees					
FA 15	Repair Lined Channel	\$45,000.00	\$45,000.00	\$40,989.67		Jun-17
FA 20	Erosion Control and Repair	\$50,000.00	\$50,000.00			Jun-17
FA 21	Provide/Maintain Dust Control	\$10,000.00	\$5,000.00			Jun-17
FA 25	Clean Detention Debris Basins	\$80,000.00	\$70,000.00			Jun-17
FA 35	Fence Repair	\$5,000.00	\$5,000.00			Jun-17
	40 Vegetation Control - Chemical					
FA 45	Vegetation Control - Mechanical	\$20,000.00	\$20,000.00			Jun-17
	50 Maintain Access Road					
FA 55	Clean & Inspect Inlet/Outlet Structures	\$40,000.00	\$40,000.00			Jun-17
FA 60	Repair Inlet/Outlet Structures	\$130,000.00	\$130,000.00	\$44,346.49		Jun-17
	65 Clean Storm Sewer Lines					
FA 70	Storm Sewer Repair	\$20,000.00	\$20,000.00			Jun-17
FA 75	Clean/Flush Culverts & Bridges	\$5,000.00	\$5,000.00			Jun-17
FA 80	Miscellaneous Work Activities	\$10,000.00	\$10,000.00			Jun-17
FA 85	Engineering	\$50,000.00	\$80,000.00	\$71,014.20		Jun-17
TOTALS		\$500,000.00	\$500,000.00	\$156,350.36	31.3%	

Delays or Problem Areas:

Work completed during prior Fiscal Year:

Graffiti and trash removal within the Gilmore Channel (GOLM 0150 - 0240). Repaired Joint Seal in Gilmore Channel.. Clean and inspect detention basins. Routine maintenance work activities.

Work to be completed during current Fiscal Year:

Graffiti and trash removal within the Gilmore Channel (GOLM 0150 - 0240). Modify inlet structure at Lone Mountain Detention Basin for access. Repair erosion damages in embankment of the detention basins. Clean and inspect detention basins. Routine maintenance work activities.

Consultant/Contractor: N/A
 Project Manager: Oh Sang Kwon, P.E./Michael Sturdivant, P.E. Phone Number: 702-229-6541

**REGIONAL FLOOD CONTROL DISTRICT
MAINTENANCE WORK PROGRAM
SECOND QUARTER - FY 2016-17**

MWP Facility #: LV53
 Facility Name: Lake Mead/Smoke Ranch/Washington System
 MP Facility ID: LVLM 0336 - 0525, LVSR 0312 - 0525,
LV15 0284 - 0409, LVOW 0000 - 0351,
LVRA 0000 - 0066, LVPK 0000 - 0130

Entity: City of Las Vegas
 Date Prepared: 1/30/2017

Force Account/Contract	Activity	Work Plan Amount (\$)	Amended Work Plan Amount (\$)	Expended To Date (\$)	Percent Complete	Scheduled Completion Date *
FA 03	Facility Assessment and Inventory	\$5,000.00				Jun-17
FA 05	Inspect Channels	\$3,000.00				Jun-17
	06 Inspect Levees/Detention and Debris Basins					
	08 Species Survey and Removal					
FA 10	Clean and Reshape Channels/Levees	\$2,500.00				Jun-17
FA 15	Repair Lined Channel	\$3,500.00				Jun-17
	20 Erosion Control and Repair					
	21 Provide/Maintain Dust Control					
	25 Clean Detention Debris Basins					
FA 35	Fence Repair	\$2,000.00				Jun-17
	40 Vegetation Control - Chemical					
	45 Vegetation Control - Mechanical					
	50 Maintain Access Road					
FA 55	Clean & Inspect Inlet/Outlet Structures	\$16,000.00				Jun-17
FA 60	Repair Inlet/Outlet Structures	\$5,000.00				Jun-17
FA 65	Clean Storm Sewer Lines	\$2,500.00				Jun-17
FA 70	Storm Sewer Repair	\$5,000.00				Jun-17
	75 Clean/Flush Culverts & Bridges					
FA 80	Miscellaneous Work Activities	\$2,500.00				Jun-17
FA 85	Engineering	\$3,000.00				Jun-17
TOTALS		\$50,000.00	\$0.00	\$0.00	0.0%	

Delays or Problem Areas:

Work completed during prior Fiscal Year:
 Remove debris, clean drop inlets, and repair any damages. Routine maintenance work activities.

Work to be completed during current Fiscal Year:
 Routine maintenance work activities.

Consultant/Contractor: N/A
 Project Manager: Oh Sang kwon, P.E./Michael Strudivant, P.E. Phone Number: 702-229-6541

**REGIONAL FLOOD CONTROL DISTRICT
MAINTENANCE WORK PROGRAM
SECOND QUARTER - FY 2016-17**

MWP Facility #: LV54
 Facility Name: Las Vegas Wash System
 MP Facility ID: LVMD 1069 - 1354

Entity: City of Las Vegas
 Date Prepared: 1/30/2017

Force Account/Contract	Activity	Work Plan Amount (\$)	Amended Work Plan Amount (\$)	Expended To Date (\$)	Percent Complete	Scheduled Completion Date *
FA 03	Facility Assessment and Inventory	\$25,000.00	\$15,000.00			Jun-17
FA 05	Inspect Channels	\$20,000.00	\$20,000.00			Jun-17
	06 Inspect Levees/Detention and Debris Basins					
FA 08	Species Survey and Removal	\$10,000.00	\$10,000.00			Jun-17
FA 10	Clean and Reshape Channels/Levees	\$75,000.00	\$75,000.00	\$28,779.96		Jun-17
FA 15	Repair Lined Channel	\$325,000.00	\$325,000.00			Jun-17
	20 Erosion Control and Repair					
	21 Provide/Maintain Dust Control					
	25 Clean Detention Debris Basins					
FA 35	Fence Repair	\$20,000.00	\$20,000.00	\$1,467.48		Jun-17
	40 Vegetation Control - Chemical					
FA 45	Vegetation Control - Mechanical	\$175,000.00	\$175,000.00	\$120,764.00		Jun-17
	50 Maintain Access Road					
	55 Clean & Inspect Inlet/Outlet Structures					
	60 Repair Inlet/Outlet Structures					
	65 Clean Storm Sewer Lines					
FA 70	Storm Sewer Repair	\$5,000.00	\$5,000.00			Jun-17
FA 75	Clean/Flush Culverts & Bridges	\$5,000.00	\$5,000.00			Jun-17
FA 80	Miscellaneous Work Activities	\$10,000.00	\$10,000.00			Jun-17
FA 85	Engineering	\$30,000.00	\$40,000.00	\$36,885.73		Jun-17
TOTALS		\$700,000.00	\$700,000.00	\$187,897.17	26.8%	

Delays or Problem Areas:

Work completed during prior Fiscal Year:

Bi-annual vegetation control and erosion control along the Las Vegas Wash. Removed sediments and trash.

Work to be completed during current Fiscal Year:

Repair Mat along Las Vegas Wash between Washington Avenue and Stewart Avenue (LVMD 1120 – 1178) for erosion control. Provide bi-annual vegetation control. Continue with the sediment removal. Routine maintenance work activities.

Consultant/Contractor: N/A
 Project Manager: Oh Sang Kwon, P.E./Michael Strudivant, P.E. Phone Number: 702-229-6541

**REGIONAL FLOOD CONTROL DISTRICT
MAINTENANCE WORK PROGRAM
SECOND QUARTER - FY 2016-17**

MWP Facility #: LV55
 Facility Name: Meadows/Oakey System
 MP Facility ID: LCME 0000 - 0085, MECH 0059 - 0420,
MEAL 0000 - 0258, MEPA 0000 - 0025, MEOK 0000 - 0217

Entity: City of Las Vegas
 Date Prepared: 1/30/2017

Force Account/Contract	Activity	Work Plan Amount (\$)	Amended Work Plan Amount (\$)	Expended To Date (\$)	Percent Complete	Scheduled Completion Date *
FA 03	Facility Assessment and Inventory	\$10,000.00	\$10,000.00			Jun-17
	05 Inspect Channels					
	06 Inspect Levees/Detention and Debris Basins					
	08 Species Survey and Removal					
FA 10	Clean and Reshape Channels/Levees	\$8,000.00	\$3,000.00			Jun-17
FA 15	Repair Lined Channel	\$5,000.00	\$5,000.00			Jun-17
	20 Erosion Control and Repair					
	21 Provide/Maintain Dust Control					
FA 25	Clean Detention Debris Basins	\$10,000.00	\$10,000.00	\$3,059.40		Jun-17
	35 Fence Repair					
	40 Vegetation Control - Chemical					
	45 Vegetation Control - Mechanical					
FA 50	Maintain Access Road	\$35,000.00	\$5,000.00			
FA 55	Clean & Inspect Inlet/Outlet Structures	\$8,000.00	\$8,000.00			Jun-17
FA 60	Repair Inlet/Outlet Structures	\$8,000.00	\$8,000.00			Jun-17
	65 Clean Storm Sewer Lines					
FA 70	Storm Sewer Repair	\$8,000.00	\$3,000.00			Jun-17
FA 75	Clean/Flush Culverts & Bridges	\$1,000.00	\$1,000.00			Jun-17
FA 80	Miscellaneous Work Activities	\$2,000.00	\$2,000.00			Jun-17
FA 85	Engineering	\$5,000.00	\$45,000.00	\$34,709.89		Jun-17
TOTALS		\$100,000.00	\$100,000.00	\$37,769.29	37.8%	

Delays or Problem Areas:

Work completed during prior Fiscal Year:

Removed sediment from Oakey DB and Meadows DB. Provided concrete pad at the inlet structure of Oakey Detention Basin for access. Provided Low flow channel to eliminate the standing water. Routine maintenance work activities.

Work to be completed during current Fiscal Year:

Continue to repair and clean storm drain facilities. Remove sediment and vegetation from the detention basins. Routine maintenance work activities.

Consultant/Contractor: N/A
 Project Manager: Oh Sang Kwon, P.E./Michael Strudivant, P.E. Phone Number: 702-229-6541

**REGIONAL FLOOD CONTROL DISTRICT
MAINTENANCE WORK PROGRAM
SECOND QUARTER - FY 2016-17**

MWP Facility #: LV56
 Facility Name: Washington Ave/Las Vegas Creek System
 MP Facility ID: LCLT 0000 - 0034, WAPR 0000 - 0132,
FWUP 0000 - 0100, LVWH 0086 - 0484,
FW15 0000 - 0301, FWOK 0000 - 0100, FWWL 0000,
FWCH 0000 - 0060, FWSH 0000, LCCH 0513 - 0543,
LCLO 0000 - 0054, WAGC 0000 - 0060, CHRA 0000 - 0014

Entity: City of Las Vegas
 Date Prepared: 1/30/2016

Force Account/Contract	Activity	Work Plan Amount (\$)	Amended Work Plan Amount (\$)	Expended To Date (\$)	Percent Complete	Scheduled Completion Date *
FA 03	Facility Assessment and Inventory	\$10,000.00				Jun-17
FA 05	Inspect Channels	\$10,000.00				Jun-17
	06 Inspect Levees/Detention and Debris Basins					
	08 Species Survey and Removal					
FA 10	Clean and Reshape Channels/Levees	\$65,000.00				Jun-17
FA 15	Repair Lined Channel	\$70,000.00				Jun-17
	20 Erosion Control and Repair					
	21 Provide/Maintain Dust Control					
	25 Clean Detention Debris Basins					
	35 Fence Repair					
	40 Vegetation Control - Chemical					
	45 Vegetation Control - Mechanical					
	50 Maintain Access Road					
FA 55	Clean & Inspect Inlet/Outlet Structures	\$20,000.00				Jun-17
FA 60	Repair Inlet/Outlet Structures	\$5,000.00				Jun-17
FA 65	Clean Storm Sewer Lines	\$10,000.00				Jun-17
FA 70	Storm Sewer Repair	\$10,000.00				Jun-17
FA 75	Clean/Flush Culverts & Bridges	\$10,000.00				Jun-17
FA 80	Miscellaneous Work Activities	\$5,000.00				Jun-17
FA 85	Engineering	\$10,000.00				Jun-17
TOTALS		\$225,000.00	\$0.00	\$0.00	0.0%	

Delays or Problem Areas:

Work completed during prior Fiscal Year:

Perform repair and cleaning of storm-drain facilities. Removed and clear vegetation from the Rainbow Detention Basins. Routine maintenance work activities. Repair riprap channel along Rancho Drive from Desert Inn Road to Teddy Drive. Replaced cable fencing along the Rainbow Detention Basins.

Work to be completed during current Fiscal Year:

Perform repair and cleaning of storm drain facilities. Repair erosion damages in embankment of the detention basin. Repair erosion damages in Rainbow Detention Basin. Routine maintenance work activities.

Consultant/Contractor: N/A
 Project
 Manager: Oh Sang Kwon, P.E./Michael Strudivant, P.E. Phone Number: 702-229-6541

**REGIONAL FLOOD CONTROL DISTRICT
MAINTENANCE WORK PROGRAM
SECOND QUARTER - FY 2016-17**

MWP Facility #: LV57
 Facility Name: US95/OuterBeltway/Ann Road System
 MP Facility ID: RCHO 0000 - 0071, ANWE 0127 - 0385, CNWE 0314
RCHB 0000 - 0250, RCBC 0004, LVMD 2324 - 2789,
EKDB 0000 - 0070, GOAN 0000 - 0127, ANRB 0000
CNGT 0000 - 0247, CNKC 0000 - 0024
EKHU 0000 - 0023, BCHU 0000 - 0054, TSDB 0000,
MSNV 0000, LVMJ 0000, LVDE 0003 - 0027,
CN95 0199 - 0333, EKBU 0000, LVMD 3313-3316
RACO 0001-0064, BRDB 0000-0032, TSDB 0011

Entity: City of Las Vegas
 Date Prepared: 1/30/2016

Force Account/Contract	Activity	Work Plan Amount (\$)	Amended Work Plan Amount (\$)	Expended To Date (\$)	Percent Complete	Scheduled Completion Date
FA 03	Facility Assessment and Inventory	\$10,000.00	\$10,000.00			Jun-17
	05 Inspect Channels					
	06 Inspect Levees/Detention and Debris Basins					
	08 Species Survey and Removal					
	10 Clean and Reshape Channels/Levees					
FA 15	Repair Lined Channel	\$25,000.00	\$25,000.00			Jun-17
FA 20	Erosion Control and Repair	\$105,000.00	\$105,000.00			Jun-17
FA 21	Provide/Maintain Dust Control	\$50,000.00	\$40,000.00			Jun-17
FA 25	Clean Detention Debris Basins	\$500,000.00	\$450,000.00			Jun-17
FA 35	Fence Repair	\$20,000.00	\$20,000.00			Jun-17
	40 Vegetation Control - Chemical					
	45 Vegetation Control - Mechanical					
FA 50	Maintain Access Road	\$40,000.00	\$40,000.00			Jun-17
FA 55	Clean & Inspect Inlet/Outlet Structures	\$5,000.00	\$5,000.00			Jun-17
FA 60	Repair Inlet/Outlet Structures	\$200,000.00	\$200,000.00			Jun-17
FA 65	Clean Storm Sewer Lines	\$10,000.00	\$10,000.00			Jun-17
FA 70	Storm Sewer Repair	\$20,000.00	\$20,000.00			Jun-17
FA 75	Clean/Flush Culverts & Bridges	\$5,000.00	\$5,000.00			Jun-17
FA 80	Miscellaneous Work Activities	\$5,000.00	\$5,000.00			Jun-17
FA 85	Engineering	\$5,000.00	\$65,000.00	\$57,272.17		Jun-17
TOTALS		\$1,000,000.00	\$1,000,000.00	\$57,272.17	5.7%	

Delays or Problem Areas:

Work completed during prior Fiscal Year:
 Debris removal and repair Kyle Canyon Detention Basin. Modified trash rack in Kyle Canyon Detention Basin. Installed sidewalk depth gauge and sediment depth gauge in the Kyle Canyon Detention Basin. Constructed control of access to the Kyle Canyon DB. Routine maintenance work activities.

Work to be completed during current Fiscal Year:
 Provide maintenance access road to the inlets and outlets of the Elkhorn Springs Detention Basin. Sediment and vegetation removal from the detention basins. Routine maintenance work activities.

Consultant/Contractor: N/A
 Project
 Manager: Oh Sang Kwon, P.E./Michael Strudivant, P.E. Phone Number: 702-229-6541

REGIONAL FLOOD CONTROL DISTRICT
 MAINTENANCE WORK PROGRAM
 QUARTERLY STATUS REPORT - FY 2016-2017

MWP Facility #: **ME01**
 Facility Name: **Mesquite Town Wash**
 MP Facility ID: **TOWA-0000 thru 0201**

Entity: **City of Mesquite**
 Date Prepared: **1/20/2017**

Activity	Approved Work Plan Amount (\$)	Amended Work Plan Amount (\$)	Expended To Date (\$)	Percent Complete	Scheduled Completion Date
3 Facility Assessment & Inventory	\$0.00	\$0.00	\$0.00		
5 Inspect Channels	\$300.00	\$300.00	\$156.64		
6 Inspect Levees/Detention & Debris Basins	\$0.00	\$0.00	\$0.00		
8 Species Survey & Removal	\$0.00	\$0.00	\$0.00		
10 Clean and Reshape Channels	\$6,900.00	\$6,900.00	\$3,374.00		
15 Repair Lined Channel	\$3,000.00	\$3,000.00	\$0.00		
20 Provide/Maintain Erosion Control	\$0.00	\$0.00	\$0.00		
21 Provide/Maintain Dust Control	\$0.00	\$0.00	\$0.00		
25 Clean & Inspect Detention Debris Basins	\$0.00	\$0.00	\$0.00		
35 Fence Repair	\$0.00	\$0.00	\$0.00		
40 Vegetation Control - Chemical	\$3,800.00	\$3,800.00	\$3,373.34		
45 Vegetation Control - Mechanical	\$2,000.00	\$2,000.00	\$0.00		
50 Maintain Access Road	\$0.00	\$0.00	\$0.00		
55 Clean & Inspect Inlet/Outlet Structures	\$0.00	\$0.00	\$0.00		
60 Repair Inlet/Outlet Structures	\$0.00	\$0.00	\$0.00		
65 Clean Storm Sewer Lines	\$0.00	\$0.00	\$0.00		
70 Storm Sewer Repair	\$0.00	\$0.00	\$0.00		
75 Clean/Flush Culverts & Bridges	\$0.00	\$0.00	\$0.00		
80 Miscellaneous Work Activities	\$3,000.00	\$3,000.00	\$0.00		
85 Engineering	\$0.00	\$0.00	\$0.00		
TOTALS	\$19,000.00	\$19,000.00	\$6,903.98		Jun-17

Delays or problem areas:

Work completed during previous fiscal year:

Work to be completed during next fiscal year:

Project Manager: *Bill Tanner*
 Bill Tanner

Phone No: (702) 346-5237

REGIONAL FLOOD CONTROL DISTRICT
 MAINTENANCE WORK PROGRAM
 QUARTERLY STATUS REPORT - FY 2016-2017

MWP Facility #: ME02
 Facility Name: Abbott Wash Channel
 MP Facility ID: ABWA-0000 thru 0233

Entity: City of Mesquite
 Date Prepared: 1/20/2017

	Activity	Approved Work Plan Amount (\$)	Amended Work Plan Amount (\$)	Expended To Date (\$)	Percent Complete	Scheduled Completion Date
3	Facility Assessment & Inventory	\$0.00	\$0.00	\$0.00		
5	Inspect Channels	\$300.00	\$300.00	\$156.64		
6	Inspect Levees/Detention & Debris Basins	\$0.00	\$0.00	\$0.00		
8	Species Survey & Removal	\$0.00	\$0.00	\$0.00		
10	Clean and Reshape Channels	\$3,000.00	\$3,000.00	\$0.00		
15	Repair Lined Channel	\$0.00	\$0.00	\$0.00		
20	Provide/Maintain Erosion Control	\$3,000.00	\$3,000.00	\$0.00		
21	Provide/Maintain Dust Control	\$2,000.00	\$2,000.00	\$0.00		
25	Clean & Inspect Detention Debris Basins	\$0.00	\$0.00	\$0.00		
35	Fence Repair	\$0.00	\$0.00	\$0.00		
40	Vegetation Control - Chemical	\$2,500.00	\$2,500.00	\$2,500.00		
45	Vegetation Control - Mechanical	\$1,000.00	\$1,000.00	\$0.00		
50	Maintain Access Road	\$0.00	\$0.00	\$0.00		
55	Clean & Inspect Inlet/Outlet Structures	\$0.00	\$0.00	\$0.00		
60	Repair Inlet/Outlet Structures	\$0.00	\$0.00	\$0.00		
65	Clean Storm Sewer Lines	\$0.00	\$0.00	\$0.00		
70	Storm Sewer Repair	\$0.00	\$0.00	\$0.00		
75	Clean/Flush Culverts & Bridges	\$500.00	\$500.00	\$0.00		
80	Miscellaneous Work Activities	\$2,000.00	\$2,000.00	\$539.83		
85	Engineering	\$0.00	\$0.00	\$0.00		
	TOTALS	\$14,300.00	\$14,300.00	\$3,196.47		Jun-17

Delays or problem areas:

Work completed during previous fiscal year:

Work to be completed during next fiscal year:

Project Manager: 
 Bill Tanner

Phone No: (702) 346-5237

REGIONAL FLOOD CONTROL DISTRICT
 MAINTENANCE WORK PROGRAM
 QUARTERLY STATUS REPORT - FY 2016-2017

MWP Facility #: ME04
 Facility Name: Town Wash Detention Basin
 MP Facility ID: TOWA-0237 thru 0239, MNTP 0000


Entity: City of Mesquite
 Date Prepared: 1/20/2017

Activity	Approved Work Plan Amount (\$)	Amended Work Plan Amount (\$)	Expended To Date (\$)	Percent Complete	Scheduled Completion Date
3 Facility Assessment & Inventory	\$0.00	\$0.00	\$0.00		
5 Inspect Channels	\$0.00	\$0.00	\$0.00		
6 Inspect Levees/Detention & Debris Basins	\$2,500.00	\$2,500.00	\$700.00		
8 Species Survey & Removal	\$0.00	\$0.00	\$0.00		
10 Clean and Reshape Channels	\$0.00	\$0.00	\$0.00		
15 Repair Lined Channel	\$0.00	\$0.00	\$0.00		
20 Provide/Maintain Erosion Control	\$0.00	\$7,250.00	\$7,250.00		
21 Provide/Maintain Dust Control	\$4,000.00	\$0.00	\$0.00		
25 Clean & Inspect Detention Debris Basins	\$450,000.00	\$450,000.00	\$441,398.50		
35 Fence Repair	\$0.00	\$0.00	\$0.00		
40 Vegetation Control - Chemical	\$0.00	\$0.00	\$0.00		
45 Vegetation Control - Mechanical	\$0.00	\$0.00	\$0.00		
50 Maintain Access Road	\$800.00	\$370.00	\$0.00		
55 Clean & Inspect Inlet/Outlet Structures	\$1,000.00	\$1,000.00	\$0.00		
60 Repair Inlet/Outlet Structures	\$0.00	\$0.00	\$0.00		
65 Clean Storm Sewer Lines	\$0.00	\$0.00	\$0.00		
70 Storm Sewer Repair	\$0.00	\$0.00	\$0.00		
75 Clean/Flush Culverts & Bridges	\$0.00	\$0.00	\$0.00		
80 Miscellaneous Work Activities	\$4,000.00	\$1,180.00	\$1,180.00		
85 Engineering	\$5,000.00	\$5,000.00	\$515.66		
TOTALS	\$467,300.00	\$467,300.00	\$451,044.16		Jun-17

Delays or problem areas:

Work completed during previous fiscal year:

Work to be completed during next fiscal year:

Project Manager: 
 Bill Tanner

Phone No: (702) 346-5237

REGIONAL FLOOD CONTROL DISTRICT
 MAINTENANCE WORK PROGRAM
 QUARTERLY STATUS REPORT - FY 2016-2017

MWP Facility #: ME07
 Facility Name: Pulsipher Wash
 MP Facility ID: PUWA-0000 thru 0165

Entity: City of Mesquite
 Date Prepared: 1/20/2017

Activity	Approved Work Plan Amount (\$)	Amended Work Plan Amount (\$)	Expended To Date (\$)	Percent Complete	Scheduled Completion Date
3 Facility Assessment & Inventory	\$0.00	\$0.00	\$0.00		
5 Inspect Channels	\$300.00	\$300.00	\$156.64		
6 Inspect Levees/Detention & Debris Basins	\$0.00	\$0.00	\$0.00		
8 Species Survey & Removal	\$0.00	\$0.00	\$0.00		
10 Clean and Reshape Channels	\$14,000.00	\$7,866.47	\$0.00		
15 Repair Lined Channel	\$0.00	\$0.00	\$0.00		
20 Provide/Maintain Erosion Control	\$7,000.00	\$7,000.00	\$0.00		
21 Provide/Maintain Dust Control	\$2,000.00	\$2,000.00	\$0.00		
25 Clean & Inspect Detention Debris Basins	\$0.00	\$0.00	\$0.00		
35 Fence Repair	\$0.00	\$0.00	\$0.00		
40 Vegetation Control - Chemical	\$3,000.00	\$3,000.00	\$2,936.66		
45 Vegetation Control - Mechanical	\$0.00	\$0.00	\$0.00		
50 Maintain Access Road	\$0.00	\$0.00	\$0.00		
55 Clean & Inspect Inlet/Outlet Structures	\$0.00	\$0.00	\$0.00		
60 Repair Inlet/Outlet Structures	\$0.00	\$0.00	\$0.00		
65 Clean Storm Sewer Lines	\$0.00	\$0.00	\$0.00		
70 Storm Sewer Repair	\$0.00	\$0.00	\$0.00		
75 Clean/Flush Culverts & Bridges	\$0.00	\$0.00	\$0.00		
80 Miscellaneous Work Activities	\$3,100.00	\$9,233.53	\$9,233.53		
85 Engineering	\$0.00	\$0.00	\$0.00		
TOTALS	\$29,400.00	\$29,400.00	\$12,326.83		Jun-17

Delays or problem areas:

Work completed during previous fiscal year:

Work to be completed during next fiscal year:

Project Manager: 
 Bill Tanner

Phone No: (702) 346-5237

REGIONAL FLOOD CONTROL DISTRICT
 MAINTENANCE WORK PROGRAM
 QUARTERLY STATUS REPORT - FY 2016-2017

MWP Facility #: ME08
 Facility Name: Abbott Wash Detention Basin
 MP Facility ID: ABWA-0234 thru 0236

Entity: City of Mesquite
 Date Prepared: 1/20/2017

Activity	Approved Work Plan Amount (\$)	Amended Work Plan Amount (\$)	Expended To Date (\$)	Percent Complete	Scheduled Completion Date
3 Facility Assessment & Inventory	\$0.00	\$0.00	\$0.00		
5 Inspect Channels	\$0.00	\$0.00	\$0.00		
6 Inspect Levees/Detention & Debris Basins	\$2,500.00	\$2,500.00	\$700.00		
8 Species Survey & Removal	\$0.00	\$0.00	\$0.00		
10 Clean and Reshape Channels	\$0.00	\$0.00	\$0.00		
15 Repair Lined Channel	\$0.00	\$0.00	\$0.00		
20 Provide/Maintain Erosion Control	\$5,000.00	\$5,000.00	\$0.00		
21 Provide/Maintain Dust Control	\$2,000.00	\$2,000.00	\$0.00		
25 Clean & Inspect Detention Debris Basins	\$48,000.00	\$48,000.00	\$6,197.50		
35 Fence Repair	\$0.00	\$0.00	\$0.00		
40 Vegetation Control - Chemical	\$1,000.00	\$1,000.00	\$0.00		
45 Vegetation Control - Mechanical	\$0.00	\$0.00	\$0.00		
50 Maintain Access Road	\$1,000.00	\$1,000.00	\$0.00		
55 Clean & Inspect Inlet/Outlet Structures	\$2,500.00	\$2,500.00	\$0.00		
60 Repair Inlet/Outlet Structures	\$0.00	\$0.00	\$0.00		
65 Clean Storm Sewer Lines	\$0.00	\$0.00	\$0.00		
70 Storm Sewer Repair	\$0.00	\$0.00	\$0.00		
75 Clean/Flush Culverts & Bridges	\$0.00	\$0.00	\$0.00		
80 Miscellaneous Work Activities	\$1,000.00	\$1,000.00	\$786.25		
85 Engineering	\$5,000.00	\$5,000.00	\$831.34		
TOTALS	\$ 68,000.00	\$ 68,000.00	\$ 8,515.09		Jun-17

Delays or problem areas:

Work completed during previous fiscal year:

Work to be completed during next fiscal year:

Project Manager: 
 Bill Tanner

Phone No: (702) 346-5237

REGIONAL FLOOD CONTROL DISTRICT
 MAINTENANCE WORK PROGRAM
 QUARTERLY STATUS REPORT - FY 2016-2017

MWP Facility #: **ME09**
 Facility Name: **Pulsipher Wash Detention Basin**
 MP Facility ID: **PUWA-0166 thru 0168**

Entity: **City of Mesquite**
 Date Prepared: **1/20/2017**

Activity	Approved Work Plan Amount (\$)	Amended Work Plan Amount (\$)	Expended To Date (\$)	Percent Complete	Scheduled Completion Date
3 Facility Assessment & Inventory	\$0.00	\$0.00	\$0.00		
5 Inspect Channels	\$0.00	\$0.00	\$700.00		
6 Inspect Levees/Detention & Debris Basins	\$2,500.00	\$2,500.00	\$700.00		
8 Species Survey & Removal	\$0.00	\$0.00	\$0.00		
10 Clean and Reshape Channels	\$0.00	\$0.00	\$0.00		
15 Repair Lined Channel	\$0.00	\$0.00	\$0.00		
20 Provide/Maintain Erosion Control	\$7,700.00	\$7,700.00	\$0.00		
21 Provide/Maintain Dust Control	\$2,000.00	\$2,000.00	\$0.00		
25 Clean & Inspect Detention Debris Basins	\$10,000.00	\$10,000.00	\$0.00		
35 Fence Repair	\$0.00	\$0.00	\$0.00		
40 Vegetation Control - Chemical	\$1,000.00	\$1,000.00	\$0.00		
45 Vegetation Control - Mechanical	\$1,000.00	\$1,000.00	\$0.00		
50 Maintain Access Road	\$0.00	\$0.00	\$0.00		
55 Clean & Inspect Inlet/Outlet Structures	\$2,500.00	\$2,500.00	\$0.00		
60 Repair Inlet/Outlet Structures	\$0.00	\$0.00	\$0.00		
65 Clean Storm Sewer Lines	\$0.00	\$0.00	\$0.00		
70 Storm Sewer Repair	\$0.00	\$0.00	\$0.00		
75 Clean/Flush Culverts & Bridges	\$0.00	\$0.00	\$0.00		
80 Miscellaneous Work Activities	\$1,000.00	\$1,000.00	\$656.25		
85 Engineering	\$2,000.00	\$2,000.00	\$2,000.00		
TOTALS	\$29,700.00	\$29,700.00	\$3,356.25		Jun-17

Delays or problem areas:

Work completed during previous fiscal year:

Work to be completed during next fiscal Year:

Project Manager: 
 Bill Tanner

Phone No: (702) 346-5237

**REGIONAL FLOOD CONTROL DISTRICT
MAINTENANCE WORK PROGRAM
2ND Qtr FY 2016-2017 (Dec 2016)**

MWP Facility #: NLV01
 Facility Name: Las Vegas Wash - "N" Channel
 MP Facility ID: LVNC 0000-0164

Entity: City of North Las Vegas
 Date Prepared: 01/24/17

Force Account/ Contract	Activity	Requested Work Plan Amount (\$)	Reallocation Amount (\$)	Amended Work Plan Amount (\$)	Expended to Date (\$)	Balance Remaining (\$)	Percent Complete	Scheduled Completion Date
	3 Facility Assessment and Inventory	\$ 500.00		\$ 500.00	48.72	451.28	10%	
	5 Inspect Channels	\$ 500.00		\$ 500.00	159.93	340.07	32%	
	6 Inspect Levees/Detention Basin & Debris Basins	\$ -		\$ -	0.00	0.00		
	8 Species Survey and Removal	\$ -		\$ -	0.00	0.00		
	10 Clean and Reshape Channel/Levees	\$ 23,500.00	(15,000.00)	\$ 8,500.00	0.00	8,500.00	0%	
	15 Repair Lined Channel	\$ -		\$ -	0.00	0.00		
	20 Erosion Control and Repair	\$ -		\$ -	0.00	0.00		
	21 Provide/Maintain Dust Control	\$ 2,000.00		\$ 2,000.00	0.00	2,000.00	0%	
	25 Clean Detention/Debris Basin	\$ -		\$ -	0.00	0.00		
	35 Fence Repair	\$ 2,000.00		\$ 2,000.00	0.00	2,000.00	0%	
	40 Vegetation Control - Chemical	\$ 2,000.00		\$ 2,000.00	0.00	2,000.00	0%	
	45 Vegetation Control - Mechanical	\$ -		\$ -	0.00	0.00		
	50 Maintain Access Road	\$ 7,500.00		\$ 7,500.00	0.00	7,500.00	0%	
	55 Clean & Inspect Inlet/Outlet Structures	\$ -		\$ -	0.00	0.00		
	60 Repair Inlet/Outlet Structures	\$ -		\$ -	0.00	0.00		
	65 Clean Storm Sewer Lines	\$ 14,075.00		\$ 14,075.00	7,485.36	6,589.64	53%	
	70 Storm Sewer Repair	\$ -		\$ -	0.00	0.00		
	75 Clear/Flush Culverts & Bridges	\$ 1,500.00		\$ 1,500.00	0.00	1,500.00	0%	
	80 Miscellaneous Work Activities	\$ 24,000.00	(9,402.19)	\$ 14,597.81	1,704.68	12,893.13	12%	
	85 Engineering	\$ -		\$ -	0.00	0.00		
	TOTALS	\$ 77,575.00	(24,402.19)	\$ 53,172.81	\$ 9,398.69	43,774.12		06/30/17

Delays or problem areas:

Work completed during prior fiscal year: Cleaned the vegetation and reshaped channel, cleaned the outlet structures and provided maintenance of access roads. Estimated completion of the line channel to be late Fall of 2016

Work to be completed during current fiscal year: Clean vegetation with mower attachment for the City's backhoe, reshape channel, clean outlet structures and provide maintenance of access roads.

93

Consultant/
 Contractor: _____
 Project
 Manager: John Runiks

633-1267

**REGIONAL FLOOD CONTROL DISTRICT
MAINTENANCE WORK PROGRAM
2ND Qtr FY 2016-2017 (Dec 2016)**

MWP Facility #: NLV02
 Facility Name: Las Vegas Wash - Middle
 MP Facility ID: LVMD 1648-1877

Entity: City of North Las Vegas
 Date Prepared: 01/24/17

Force Account/ Contract	Activity	Requested Work Plan Amount (\$)	Reallocation Amount (\$)	Amended Work Plan Amount (\$)	Expended to Date (\$)	Balance Remaining (\$)	Percent Complete	Scheduled Completion Date
	3 Facility Assessment and Inventory	\$ 500.00		\$ 500.00	48.72	451.28	10%	
	5 Inspect Channels	\$ 2,000.00		\$ 2,000.00	1,359.41	640.59	68%	
	6 Inspect Levees/Detention Basin & Debris Basins	\$ -		\$ -	0.00	0.00		
	8 Species Survey and Removal	\$ -		\$ -	0.00	0.00		
	10 Clean and Reshape Channel/Levees	\$ 23,500.00	(20,000.00)	\$ 3,500.00	0.00	3,500.00	0%	
	15 Repair Lined Channel	\$ -		\$ -	0.00	0.00		
	20 Erosion Control and Repair	\$ 3,500.00	4,121.32	\$ 7,621.32	7,621.32	0.00	100%	
	21 Provide/Maintain Dust Control	\$ 2,000.00		\$ 2,000.00	0.00	2,000.00	0%	
	25 Clean Detention/Debris Basin	\$ -		\$ -	0.00	0.00		
	35 Fence Repair	\$ 19,000.00	(10,000.00)	\$ 9,000.00	2,493.50	6,506.50	28%	
	40 Vegetation Control - Chemical	\$ 9,000.00	(4,000.00)	\$ 5,000.00	0.00	5,000.00	0%	
	45 Vegetation Control - Mechanical	\$ 15,000.00	(10,000.00)	\$ 5,000.00	0.00	5,000.00	0%	
	50 Maintain Access Road	\$ 17,500.00	(9,121.32)	\$ 8,378.68	0.00	8,378.68	0%	
	55 Clean & Inspect Inlet/Outlet Structures	\$ 5,000.00		\$ 5,000.00	0.00	5,000.00	0%	
	60 Repair Inlet/Outlet Structures	\$ -		\$ -	0.00	0.00		
	65 Clean Storm Sewer Lines	\$ 14,071.00		\$ 14,071.00	2,441.13	11,629.87	17%	
	70 Storm Sewer Repair	\$ -		\$ -	0.00	0.00		
	75 Clean/Flush Culverts & Bridges	\$ 5,000.00		\$ 5,000.00	0.00	5,000.00	0%	
	80 Miscellaneous Work Activities	\$ 36,500.00	(5,000.00)	\$ 31,500.00	21,382.40	10,117.60	68%	
	85 Engineering	\$ -		\$ -	0.00	0.00		
	TOTALS	\$ 152,571.00	(54,000.00)	\$ 98,571.00	35,346.48	63,224.52		06/30/17

Delays or problem areas:

Work completed during prior fiscal year: Staff has completed major vegetation removal and maintenance of the access roads and cleaned the trash within the channel. Major fence repairs were required.

Work to be completed during current fiscal year: Staff will clean all of the channel within and provide maintenance of all access roads.

Consultant/
 Contractor: _____
 Project
 Manager: John Runiks

633-1267

**Regional Flood Control District
Maintenance Work Program
2ND Qtr FY 2016-2017 (Dec 2016)**

MWP Facility #: NLV03
 Facility Name: Las Vegas Wash - King Charles Channel
 MP Facility ID: LVKC 0000-0097

Entity: City of North Las Vegas
 Date Prepared: 01/24/17

Force Account/ Contract	Activity	Requested Work Plan Amount (\$)	Reallocation Amount (\$)	Amended Work Plan Amount (\$)	Expended to Date (\$)	Balance Remaining (\$)	Percent Complete	Scheduled Completion Date
	3 Facility Assessment and Inventory	\$ 500.00		\$ 500.00	48.72	451.28	10%	
	5 Inspect Channels	\$ 500.00		\$ 500.00	319.86	180.14	64%	
	6 Inspect Levees/Detention Basin & Debris Basins	\$ -		\$ -	0.00	0.00		
	8 Species Survey and Removal	\$ -		\$ -	0.00	0.00		
	10 Clean and Reshape Channel/Levees	\$ 4,000.00		\$ 4,000.00	0.00	4,000.00	0%	
	15 Repair Lined Channel	\$ -		\$ -	0.00	0.00		
	20 Erosion Control and Repair	\$ 3,500.00		\$ 3,500.00	0.00	3,500.00	0%	
	21 Provide/Maintain Dust Control	\$ -		\$ -	0.00	0.00		
	25 Clean Detention/Debris Basin	\$ -		\$ -	0.00	0.00		
	35 Fence Repair	\$ 2,000.00		\$ 2,000.00	0.00	2,000.00	0%	
	40 Vegetation Control - Chemical	\$ 3,000.00		\$ 3,000.00	0.00	3,000.00	0%	
	45 Vegetation Control - Mechanical	\$ -		\$ -	0.00	0.00		
	50 Maintain Access Road	\$ 1,000.00		\$ 1,000.00	0.00	1,000.00	0%	
	55 Clean & Inspect Inlet/Outlet Structures	\$ -		\$ -	0.00	0.00		
	60 Repair Inlet/Outlet Structures	\$ -		\$ -	0.00	0.00		
	65 Clean Storm Sewer Lines	\$ 14,071.00		\$ 14,071.00	11,156.25	2,914.75	79%	
	70 Storm Sewer Repair	\$ -		\$ -	0.00	0.00		
	75 Clean/Flush Culverts & Bridges	\$ 2,000.00		\$ 2,000.00	0.00	2,000.00	0%	
	80 Miscellaneous Work Activities	\$ 26,500.00	(15,000.00)	\$ 11,500.00	1,982.56	9,517.44	17%	
	85 Engineering	\$ -		\$ -	0.00	0.00		
	TOTALS	57,071.00	(15,000.00)	\$ 42,071.00	\$ 13,507.39	28,563.61		06/30/17

Delays or problem areas:

Work completed during prior fiscal year: General maintenance was completed.

Work to be completed during current fiscal year: Clean vegetation and any debris from the channel, repair fencing as needed, and clean inlets and outlets.

Consultant/
 Contractor:
 Project
 Manager: John Runiks

633-1267

**Regional Flood Control District
Maintenance Work Program
2ND Qtr FY 2016-2017 (Dec 2016)**

MWP Facility #: NLV04
 Facility Name: Vandenberg Detention Basin
 MP Facility ID: RWWE 0055-0350, RWRR 0000-0092,
 RWWA 0000-0104, RWLA 0000-0047, RWCC 0000

Entity: City of North Las Vegas
 Date Prepared: 01/24/17

Force Account/ Contract	Activity	Requested Work Plan Amount (\$)	Reallocation Amount (\$)	Amended Work Plan Amount (\$)	Expended to Date (\$)	Balance Remaining (\$)	Percent Complete	Scheduled Completion Date
	3 Facility Assessment and Inventory	\$ 500.00		\$ 500.00	48.72	451.28	10%	
	5 Inspect Channels	\$ 500.00		\$ 500.00	0.00	500.00	0%	
	6 Inspect Levees/Detention Basin & Debris Basins	\$ 500.00		\$ 500.00	266.90	233.10	53%	
	8 Species Survey and Removal	\$ -		\$ -	0.00	0.00		
	10 Clean and Reshape Channel/Levees	\$ 4,000.00		\$ 4,000.00	0.00	4,000.00	0%	
	15 Repair Lined Channel	\$ -		\$ -	0.00	0.00		
	20 Erosion Control and Repair	\$ 13,000.00	(8,000.00)	\$ 5,000.00	0.00	5,000.00	0%	
	21 Provide/Maintain Dust Control	\$ 10,000.00	(5,000.00)	\$ 5,000.00	0.00	5,000.00	0%	
	25 Clean Detention/Debris Basin	\$ 8,000.00		\$ 8,000.00	0.00	8,000.00	0%	
	35 Fence Repair	\$ 13,000.00	(6,000.00)	\$ 7,000.00	410.75	6,589.25	6%	
	40 Vegetation Control - Chemical	\$ 5,000.00		\$ 5,000.00	0.00	5,000.00	0%	
	45 Vegetation Control - Mechanical	\$ 1,000.00		\$ 1,000.00	0.00	1,000.00	0%	
	50 Maintain Access Road	\$ 1,500.00		\$ 1,500.00	0.00	1,500.00	0%	
	55 Clean & Inspect Inlet/Outlet Structures	\$ 3,500.00	(1,500.00)	\$ 2,000.00	0.00	2,000.00	0%	
	60 Repair Inlet/Outlet Structures	\$ -		\$ -	0.00	0.00		
	65 Clean Storm Sewer Lines	\$ 14,071.00		\$ 14,071.00	4,556.67	9,514.33	32%	
	70 Storm Sewer Repair	\$ -		\$ -	0.00	0.00		
	75 Clean/Flush Culverts & Bridges	\$ 3,500.00		\$ 3,500.00	0.00	3,500.00	0%	
	80 Miscellaneous Work Activities	\$ 24,000.00	(10,000.00)	\$ 14,000.00	4,258.29	9,741.71	30%	
	85 Engineering	\$ -		\$ -	0.00	0.00		
	TOTALS	\$ 102,071.00	(30,500.00)	\$ 71,571.00	\$ 9,541.33	62,029.67		06/30/17

Delays or problem areas:

Work completed during prior fiscal year: Staff provided erosion control, dust control as needed, fence repairs and vegetation removal, cleaned inlet and outlet structures and maintenance access roads.

Work to be completed during current fiscal year: Staff will provide erosion control, dust control, fence repairs and provide vegetation removal, clean inlet and outlet structures and maintain access roads.

Consultant/
 Contractor:
 Project
 Manager: John Runiks

633-1267

**Regional Flood Control District
Maintenance Work Program
2ND Qtr FY 2016-2017 (Dec 2016)**

MWP Facility #: NLV05
 Facility Name: North Las Vegas Detention Basin
 MP Facility ID: LVUP 0388-0405

Entity: City of North Las Vegas
 Date Prepared: 01/24/17

Force Account/ Contract	Activity	Requested Work Plan Amount (\$)	Reallocation Amount (\$)	Amended Work Plan Amount (\$)	Expended to Date (\$)	Balance Remaining (\$)	Percent Complete	Scheduled Completion Date
	3 Facility Assessment and Inventory	\$ 500.00		\$ 500.00	48.72	451.28	10%	
	5 Inspect Channels	\$ 500.00		\$ 500.00	0.00	500.00	0%	
	6 Inspect Levees/Detention Basin & Debris Basins	\$ 2,000.00		\$ 2,000.00	478.72	1,521.28	24%	
	8 Species Survey and Removal	\$ -		\$ -	0.00	0.00		
	10 Clean and Reshape Channel/Levees	\$ -		\$ -	0.00	0.00		
	15 Repair Lined Channel	\$ -		\$ -	0.00	0.00		
	20 Erosion Control and Repair	\$ -		\$ -	0.00	0.00		
	21 Provide/Maintain Dust Control	\$ 20,000.00	(12,000.00)	\$ 8,000.00	0.00	8,000.00	0%	
	25 Clean Detention/Debris Basin	\$ 80,000.00	(71,512.35)	\$ 8,487.65	0.00	8,487.65	0%	
	35 Fence Repair	\$ 2,000.00		\$ 2,000.00	0.00	2,000.00	0%	
	40 Vegetation Control - Chemical	\$ -		\$ -	0.00	0.00		
	45 Vegetation Control - Mechanical	\$ 43,000.00	(22,564.51)	\$ 20,435.49	0.00	20,435.49	0%	
	50 Maintain Access Road	\$ 2,000.00		\$ 2,000.00	0.00	2,000.00	0%	
	55 Clean & Inspect Inlet/Outlet Structures	\$ 3,500.00		\$ 3,500.00	0.00	3,500.00	0%	
	60 Repair Inlet/Outlet Structures	\$ -		\$ -	0.00	0.00		
	65 Clean Storm Sewer Lines	\$ -		\$ -	0.00	0.00		
	70 Storm Sewer Repair	\$ -		\$ -	0.00	0.00		
	75 Clean/Flush Culverts & Bridges	\$ -		\$ -	0.00	0.00		
	80 Miscellaneous Work Activities	\$ 24,000.00	(9,151.28)	\$ 14,848.72	1,258.60	13,590.12	8%	
	85 Engineering	\$ -		\$ -	0.00	0.00		
	TOTALS	\$ 177,500.00	(115,228.14)	\$ 62,271.86	\$ 1,786.04	60,485.82		06/30/17

Delays or problem areas:

Work completed during prior fiscal year: Staff provided erosion control, dust control as needed, fence repairs as needed, provided vegetation removal, cleaned inlet and outlets and maintained access roads.

Work to be completed during current fiscal year: Staff will provide erosion control, maintain dust control, maintenance access roads, clean outlets and inlets, remove vegetation and provide fence repairs.

Consultant/
 Contractor: _____
 Project
 Manager: John Runiks

633-1267

**Regional Flood Control District
Maintenance Work Program
2ND Qtr FY 2016-2017 (Dec 2016)**

MWP Facility #: NLV06
 Facility Name: Upper Las Vegas Wash Detention Basin and Moccasin Levee
 MP Facility ID: LVUP 0908-1077

Entity: City of North Las Vegas
 Date Prepared: 01/24/17

Force Account/ Contract	Activity	Requested Work Plan Amount (\$)	Reallocation Amount (\$)	Amended Work Plan Amount (\$)	Expended to Date (\$)	Balance Remaining (\$)	Percent Complete	Scheduled Completion Date
	3 Facility Assessment and Inventory	\$ 500.00		\$ 500.00	48.72	451.28	10%	
	5 Inspect Channels	\$ 500.00		\$ 500.00	0.00	500.00	0%	
	6 Inspect Levees/Detention Basin & Debris Basins	\$ 3,500.00		\$ 3,500.00	956.36	2,543.64	27%	
	8 Species Survey and Removal	\$ 3,000.00		\$ 3,000.00	0.00	3,000.00	0%	
	10 Clean and Reshape Channel/Levees	\$ 8,000.00	(3,000.00)	\$ 5,000.00	0.00	5,000.00	0%	
	15 Repair Lined Channel	\$ -		\$ -	0.00	0.00		
	20 Erosion Control and Repair	\$ 40,000.00	(32,500.00)	\$ 7,500.00	0.00	7,500.00	0%	
	21 Provide/Maintain Dust Control	\$ 20,000.00	(12,500.00)	\$ 7,500.00	0.00	7,500.00	0%	
	25 Clean Detention/Debris Basin	\$ 40,000.00	(32,500.00)	\$ 7,500.00	0.00	7,500.00	0%	
	35 Fence Repair	\$ 3,500.00		\$ 3,500.00	0.00	3,500.00	0%	
	40 Vegetation Control - Chemical	\$ 3,000.00		\$ 3,000.00	0.00	3,000.00	0%	
	45 Vegetation Control - Mechanical	\$ 5,500.00	(1,500.00)	\$ 4,000.00	0.00	4,000.00	0%	
	50 Maintain Access Road	\$ 1,500.00		\$ 1,500.00	0.00	1,500.00	0%	
	55 Clean & Inspect Inlet/Outlet Structures	\$ -		\$ -	0.00	0.00		
	60 Repair Inlet/Outlet Structures	\$ -		\$ -	0.00	0.00		
	65 Clean Storm Sewer Lines	\$ -		\$ -	0.00	0.00		
	70 Storm Sewer Repair	\$ -		\$ -	0.00	0.00		
	75 Clean/Flush Culverts & Bridges	\$ -		\$ -	0.00	0.00		
	80 Miscellaneous Work Activities	\$ 22,500.00	(11,500.00)	\$ 11,000.00	3,098.34	7,901.66	28%	
	85 Engineering	\$ -		\$ -	0.00	0.00		
	TOTALS	\$ 151,500.00	(93,500.00)	\$ 58,000.00	\$ 4,103.42	53,896.58		06/30/17

Delays or problem areas:

Work completed during prior fiscal year: Staff provided erosion control, dust control as needed, fence repairs, vegetation removal, cleaned inlet and outlet structures, maintained access roads and provided scheduled maintenance on the levee.

Work to be completed during current fiscal year: Staff will provide erosion and dust control, remove vegetation, provide fence repairs, clean outlets and inlets, maintain access roads and inspect/monitor levee.

Consultant/
 Contractor: _____
 Project
 Manager: John Runiks

633-1267

**Regional Flood Control District
Maintenance Work Program
2ND Qtr FY 2016-2017 (Dec 2016)**

MWP Facility #: NLV07
 Facility Name: Carey/Lake Mead Detention Basin
 MP Facility ID: LVLM 0000-0270

Entity: City of North Las Vegas
 Date Prepared: 01/24/17

Force Account/ Contract	Activity	Requested Work Plan Amount (\$)	Reallocation Amount (\$)	Amended Work Plan Amount (\$)	Expended to Date (\$)	Balance Remaining (\$)	Percent Complete	Scheduled Completion Date
	3 Facility Assessment and Inventory	\$ 500.00		\$ 500.00	48.72	451.28	10%	
	5 Inspect Channels	\$ -		\$ -	0.00	0.00		
	6 Inspect Levees/Detention Basin & Debris Basins	\$ 500.00		\$ 500.00	319.86	180.14	64%	
	8 Species Survey and Removal	\$ 1,500.00		\$ 1,500.00	0.00	1,500.00	0%	
	10 Clean and Reshape Channel/Levees	\$ -		\$ -	0.00	0.00		
	15 Repair Lined Channel	\$ -		\$ -	0.00	0.00		
	20 Erosion Control and Repair	\$ 15,000.00	(9,876.65)	\$ 5,123.35	0.00	5,123.35	0%	
	21 Provide/Maintain Dust Control	\$ 10,000.00	(5,000.00)	\$ 5,000.00	0.00	5,000.00	0%	
	25 Clean Detention/Debris Basin	\$ 12,000.00	351,648.24	\$ 363,648.24	363,648.24	0.00	100%	
	35 Fence Repair	\$ 6,500.00	1,225.00	\$ 7,725.00	7,725.00	0.00	100%	
	40 Vegetation Control - Chemical	\$ 5,000.00	(1,500.00)	\$ 3,500.00	0.00	3,500.00	0%	
	45 Vegetation Control - Mechanical	\$ 10,000.00	(5,000.00)	\$ 5,000.00	285.17	4,714.83	6%	
	50 Maintain Access Road	\$ -		\$ -	0.00	0.00		
	55 Clean & Inspect Inlet/Outlet Structures	\$ 5,000.00	(2,000.00)	\$ 3,000.00	0.00	3,000.00	0%	
	60 Repair Inlet/Outlet Structures	\$ -		\$ -	0.00	0.00		
	65 Clean Storm/Sewer Lines	\$ 14,071.00	(1,995.79)	\$ 12,075.21	0.00	12,075.21	0%	
	70 Storm Sewer Repair	\$ -		\$ -	0.00	0.00		
	75 Clean/Flush Culverts & Bridges	\$ 2,000.00		\$ 2,000.00	0.00	2,000.00	0%	
	80 Miscellaneous Work Activities	\$ 21,000.00	4,077.04	\$ 25,077.04	25,077.04	0.00	100%	
	85 Engineering	\$ -		\$ -	0.00	0.00		
	TOTALS	\$ 103,071.00	331,577.84	\$ 434,648.84	\$ 397,104.03	37,544.81		06/30/17

Delays or problem areas:

Work completed during prior fiscal year: Staff provided erosion control and cleaned trash and debris. We were able to clean out one of two box culverts due to the size that comes from NLV 15. Fencing was repaired, vegetation removed and cleaned out outlet structures, maintained access roads and provide major dust control.

Work to be completed during current fiscal year: Staff will provide dust control, vegetation removal, repair damage fencing as needed.

Consultant/
 Contractor: _____
 Project
 Manager: John Runiks

633-1267

66

**Regional Flood Control District
Maintenance Work Program
2ND Qtr FY 2016-2017 (Dec 2016)**

MWP Facility #: NLV08
 Facility Name: Gowan Outfall Channel
 MP Facility ID: GOOF 0000-0224, GOCR 0000-0080,
 GOLO 0000-0100

Entity: City of North Las Vegas
 Date Prepared: 01/24/17

Force Account/ Contract	Activity	Requested Work Plan Amount (\$)	Reallocation Amount (\$)	Amended Work Plan Amount (\$)	Expended to Date (\$)	Balance Remaining (\$)	Percent Complete	Scheduled Completion Date
	3 Facility Assessment and Inventory	\$ 500.00		\$ 500.00	48.72	451.28	10%	
	5 Inspect Channels	\$ 500.00		\$ 500.00	479.79	20.21	96%	
	6 Inspect Levees/Detention Basin & Debris Basins	\$ -		\$ -	0.00	0.00		
	8 Species Survey and Removal	\$ -		\$ -	0.00	0.00		
	10 Clean and Reshape Channel/Levees	\$ 3,500.00		\$ 3,500.00	0.00	3,500.00	0%	
	15 Repair Lined Channel	\$ -		\$ -	0.00	0.00		
	20 Erosion Control and Repair	\$ -		\$ -	0.00	0.00		
	21 Provide/Maintain Dust Control	\$ -		\$ -	0.00	0.00		
	25 Clean Detention/Debris Basin	\$ -		\$ -	0.00	0.00		
	35 Fence Repair	\$ 5,000.00		\$ 5,000.00	0.00	5,000.00	0%	
	40 Vegetation Control - Chemical	\$ 3,000.00		\$ 3,000.00	0.00	3,000.00	0%	
	45 Vegetation Control - Mechanical	\$ 3,000.00		\$ 3,000.00	0.00	3,000.00	0%	
	50 Maintain Access Road	\$ -		\$ -	0.00	0.00		
	55 Clean & Inspect Inlet/Outlet Structures	\$ -		\$ -	0.00	0.00		
	60 Repair Inlet/Outlet Structures	\$ -		\$ -	0.00	0.00		
	65 Clean Storm Sewer Lines	\$ 14,071.00	(3,000.00)	\$ 11,071.00	2,121.21	8,949.79	19%	
	70 Storm Sewer Repair	\$ -		\$ -	0.00	0.00		
	75 Clean/Flush Culverts & Bridges	\$ 8,000.00	(3,000.00)	\$ 5,000.00	0.00	5,000.00	0%	
	80 Miscellaneous Work Activities	\$ 24,000.00	(8,000.00)	\$ 16,000.00	5,323.36	10,676.64	33%	
	85 Engineering	\$ -		\$ -	0.00	0.00		
	TOTALS	\$ 61,571.00	(14,000.00)	\$ 47,571.00	\$ 7,973.08	39,597.92		06/30/17

Delays or problem areas:

Work completed during prior fiscal year: Repaired fencing, provide vegetation removal using mower, maintained access roads.

Work to be completed during current fiscal year: Staff will remove any trash and debris, repair fencing, maintain access roads, remove vegetation and clean inlet and outlet structures.

Consultant/
 Contractor: _____
 Project
 Manager: John Runiks

633-1267

**Regional Flood Control District
Maintenance Work Program
2ND Qtr FY 2016-2017 (Dec 2016)**

MWP Facility #: NLV10
 Facility Name: Upper Las Vegas Wash
 MP Facility ID: LVUP 0446-0493

Entity: City of North Las Vegas
 Date Prepared: 01/24/17

Force Account/ Contract	Activity	Requested Work Plan Amount (\$)	Reallocation Amount (\$)	Amended Work Plan Amount (\$)	Expended to Date (\$)	Balance Remaining (\$)	Percent Complete	Scheduled Completion Date
	3 Facility Assessment and Inventory	\$ 500.00		\$ 500.00	48.72	451.28	10%	
	5 Inspect Channels	\$ 500.00		\$ 500.00	0.00	500.00	0%	
	6 Inspect Levees/Detention Basin & Debris Basins	\$ -		\$ -	0.00	0.00		
	8 Species Survey and Removal	\$ -		\$ -	0.00	0.00		
	10 Clean and Reshape Channel/Levees	\$ -		\$ -	0.00	0.00		
	15 Repair Lined Channel	\$ -		\$ -	0.00	0.00		
	20 Erosion Control and Repair	\$ -		\$ -	0.00	0.00		
	21 Provide/Maintain Dust Control	\$ -		\$ -	0.00	0.00		
	25 Clean Detention/Debris Basin	\$ -		\$ -	0.00	0.00		
	35 Fence Repair	\$ -		\$ -	0.00	0.00		
	40 Vegetation Control - Chemical	\$ -		\$ -	0.00	0.00		
	45 Vegetation Control - Mechanical	\$ -		\$ -	0.00	0.00		
	50 Maintain Access Road	\$ -		\$ -	0.00	0.00		
	55 Clean & Inspect Inlet/Outlet Structures	\$ -		\$ -	0.00	0.00		
	60 Repair Inlet/Outlet Structures	\$ -		\$ -	0.00	0.00		
	65 Clean Storm Sewer Lines	\$ -	5,561.43	\$ 5,561.43	5,561.43	0.00	100%	
	70 Storm Sewer Repair	\$ -		\$ -	0.00	0.00		
	75 Clean/Flush Culverts & Bridges	\$ -		\$ -	0.00	0.00		
	80 Miscellaneous Work Activities	\$ 22,000.00	(8,561.43)	\$ 13,438.57	649.40	12,789.17	5%	
	85 Engineering	\$ -		\$ -	0.00	0.00		
	TOTALS	\$ 23,000.00	(3,000.00)	\$ 20,000.00	\$ 6,259.55	13,740.45		06/30/17

Delays or problem areas:

Work completed during prior fiscal year: Staff provided erosion control, dust control, fencing repairs, removed vegetation, and cleaned inlet and outlet structures.

Work to be completed during current fiscal year: Staff will remove any debris and trash, provide fencing repairs as needed, maintain access roads, remove vegetation and clean outlet and inlet structures.

Consultant/
 Contractor:
 Project
 Manager: John Runiks

633-1267

**Regional Flood Control District
Maintenance Work Program
2ND Qtr FY 2016-2017 (Dec 2016)**

MWP Facility #: NLV11
 Facility Name: Clayton Street Channel
 MP Facility ID: LV03 0000-0131, LVSM 0000-0109

Entity: City of North Las Vegas
 Date Prepared: 01/24/17

102

Force Account/ Contract	Activity	Requested Work Plan Amount (\$)	Reallocation Amount (\$)	Amended Work Plan Amount (\$)	Expended to Date (\$)	Balance Remaining (\$)	Percent Complete	Scheduled Completion Date
	3 Facility Assessment and Inventory	\$ 500.00		\$ 500.00	48.72	451.28	10%	
	5 Inspect Channels	\$ 500.00		\$ 500.00	78.89	421.11	16%	
	6 Inspect Levees/Detention Basin & Debris Basins	\$ -		\$ -	0.00	0.00		
	8 Species Survey and Removal	\$ -		\$ -	0.00	0.00		
	10 Clean and Reshape Channel/Levees	\$ 5,000.00		\$ 5,000.00	0.00	5,000.00	0%	
	15 Repair Lined Channel	\$ -		\$ -	0.00	0.00		
	20 Erosion Control and Repair	\$ -		\$ -	0.00	0.00		
	21 Provide/Maintain Dust Control	\$ -		\$ -	0.00	0.00		
	25 Clean Detention/Debris Basin	\$ -		\$ -	0.00	0.00		
	35 Fence Repair	\$ 4,500.00		\$ 4,500.00	0.00	4,500.00	0%	
	40 Vegetation Control - Chemical	\$ 3,000.00		\$ 3,000.00	0.00	3,000.00	0%	
	45 Vegetation Control - Mechanical	\$ -		\$ -	0.00	0.00		
	50 Maintain Access Road	\$ -		\$ -	0.00	0.00		
	55 Clean & Inspect Inlet/Outlet Structures	\$ 2,000.00		\$ 2,000.00	0.00	2,000.00	0%	
	60 Repair Inlet/Outlet Structures	\$ -		\$ -	0.00	0.00		
	65 Clean Storm Sewer Lines	\$ 14,071.00		\$ 14,071.00	8,845.74	5,225.26	63%	
	70 Storm Sewer Repair	\$ -		\$ -	0.00	0.00		
	75 Clean/Flush Culverts & Bridges	\$ 1,000.00		\$ 1,000.00	0.00	1,000.00	0%	
	80 Miscellaneous Work Activities	\$ 22,000.00	(9,000.00)	\$ 13,000.00	2,191.73	10,808.27	17%	
	85 Engineering	\$ -		\$ -	0.00	0.00		
	TOTALS	\$ 52,571.00	(9,000.00)	\$ 43,571.00	\$ 11,165.08	32,405.92		06/30/17

Delays or problem areas: .

Work completed during prior fiscal year: Staff repaired fencing, provided vegetation removal, and cleaned inlet and outlet structures.

Work to be completed during current fiscal year: Staff will provide fencing repairs as needed, provide vegetation removal, and clean inlet and outlet structures.

Consultant/
 Contractor: _____
 Project
 Manager: John Runiks

633-1267

**Regional Flood Control District
Maintenance Work Program
2ND Qtr FY 2016-2017 (Dec 2016)**

MWP Facility #: NLV12
 Facility Name: Lower Las Vegas Detention Basin
 MP Facility ID: LVMD 1905-2055

Entity: City of North Las Vegas
 Date Prepared: 01/24/17

Force Account/ Contract	Activity	Requested Work Plan Amount (\$)	Reallocation Amount (\$)	Amended Work Plan Amount (\$)	Expended to Date (\$)	Balance Remaining (\$)	Percent Complete	Scheduled Completion Date
	3 Facility Assessment and Inventory	\$ 500.00		\$ 500.00	48.72	451.28	10%	
	5 Inspect Channels	\$ 500.00		\$ 500.00	319.86	180.14	64%	
	6 Inspect Levees/Detention Basin & Debris Basins	\$ 1,500.00		\$ 1,500.00	0.00	1,500.00	0%	
	8 Species Survey and Removal	\$ 1,500.00		\$ 1,500.00	0.00	1,500.00	0%	
	10 Clean and Reshape Channel/Levees	\$ -		\$ -	0.00	0.00		
	15 Repair Lined Channel	\$ -		\$ -	0.00	0.00		
	20 Erosion Control and Repair	\$ 15,000.00	(7,500.00)	\$ 7,500.00	0.00	7,500.00	0%	
	21 Provide/Maintain Dust Control	\$ 10,000.00	(6,200.21)	\$ 3,799.79	0.00	3,799.79	0%	
	25 Clean Detention/Debris Basin	\$ 10,000.00	204,620.65	\$ 214,620.65	214,620.65	0.00	100%	
	35 Fence Repair	\$ 6,500.00	(2,500.00)	\$ 4,000.00	0.00	4,000.00	0%	
	40 Vegetation Control - Chemical	\$ 7,000.00	(4,000.00)	\$ 3,000.00	0.00	3,000.00	0%	
	45 Vegetation Control - Mechanical	\$ -		\$ -	0.00	0.00		
	50 Maintain Access Road	\$ 1,000.00		\$ 1,000.00	0.00	1,000.00	0%	
	55 Clean & Inspect Inlet/Outlet Structures	\$ 2,000.00		\$ 2,000.00	0.00	2,000.00	0%	
	60 Repair Inlet/Outlet Structures	\$ -		\$ -	0.00	0.00		
	65 Clean Storm Sewer Lines	\$ 14,071.00	(2,911.62)	\$ 11,159.38	6,351.30	4,808.08	57%	
	70 Storm Sewer Repair	\$ -		\$ -	0.00	0.00		
	75 Clean/Flush Culverts & Bridges	\$ 2,500.00		\$ 2,500.00	0.00	2,500.00	0%	
	80 Miscellaneous Work Activities	\$ 22,000.00	(5,377.39)	\$ 16,622.61	2,365.39	14,257.22	14%	
	85 Engineering	\$ -		\$ -	0.00	0.00		
	TOTALS	\$ 94,071.00	176,131.43	\$ 270,202.43	\$ 223,705.92	46,496.51		06/30/17

Delays or problem areas:

Work completed during prior fiscal year: Staff provided erosion control, fencing repairs, removed vegetation, cleaned inlet and outlet structures, maintained access roads, and removed large amount of trash and debris from rain events.

Work to be completed during current fiscal year: Staff will remove trash and debris, provide fencing repairs as needed, maintain access roads, clear out vegetation, clean inlet and outlet structures, and remediate any rills within the embankment.

103

Consultant/
 Contractor: _____
 Project
 Manager: John Runiks

633-1267

**Regional Flood Control District
Maintenance Work Program
2ND Qtr FY 2016-2017 (Dec 2016)**

MWP Facility #: NLV13
 Facility Name: West Trib - Ranch House Rd to Lower LV DB
 MP Facility ID: ANWE 0000-0122, CNWE 0000
LVMD 2060-2322

Entity: City of North Las Vegas
 Date Prepared: 01/24/17

Force Account/ Contract	Activity	Requested Work Plan Amount (\$)	Reallocation Amount (\$)	Amended Work Plan Amount (\$)	Expended to Date (\$)	Balance Remaining (\$)	Percent Complete	Scheduled Completion Date
	3 Facility Assessment and Inventory	\$ 500.00	(139.72)	\$ 360.28	48.72	311.56	14%	
	5 Inspect Channels	\$ 500.00	(500.00)	\$ -	0.00	0.00		
	6 Inspect Levees/Detention Basin & Debris Basins	\$ -	639.72	\$ 639.72	639.72	0.00	100%	
	8 Species Survey and Removal	\$ -		\$ -	0.00	0.00		
	10 Clean and Reshape Channel/Levees	\$ 6,000.00	(2,000.00)	\$ 4,000.00	0.00	4,000.00	0%	
	15 Repair Lined Channel	\$ -		\$ -	0.00	0.00		
	20 Erosion Control and Repair	\$ 3,000.00		\$ 3,000.00	0.00	3,000.00	0%	
	21 Provide/Maintain Dust Control	\$ -		\$ -	0.00	0.00		
	25 Clean Detention/Debris Basin	\$ -		\$ -	0.00	0.00		
	35 Fence Repair	\$ 4,000.00		\$ 4,000.00	0.00	4,000.00	0%	
	40 Vegetation Control - Chemical	\$ 3,000.00		\$ 3,000.00	0.00	3,000.00	0%	
	45 Vegetation Control - Mechanical	\$ -		\$ -	0.00	0.00		
	50 Maintain Access Road	\$ 2,000.00		\$ 2,000.00	0.00	2,000.00	0%	
	55 Clean & Inspect Inlet/Outlet Structures	\$ 2,000.00		\$ 2,000.00	0.00	2,000.00	0%	
	60 Repair Inlet/Outlet Structures	\$ -		\$ -	0.00	0.00		
	65 Clean Storm Sewer Lines	\$ 14,071.00	(5,000.00)	\$ 9,071.00	0.00	9,071.00	0%	
	70 Storm Sewer Repair	\$ -		\$ -	0.00	0.00		
	75 Clean/Flush Culverts & Bridges	\$ 2,000.00		\$ 2,000.00	0.00	2,000.00	0%	
	80 Miscellaneous Work Activities	\$ 21,000.00	(5,000.00)	\$ 16,000.00	5,845.62	10,154.38	37%	
	85 Engineering			\$ -	0.00	0.00		
	TOTALS	\$ 58,071.00	(12,000.00)	\$ 46,071.00	\$ 6,534.06	39,536.94		06/30/17

Delays or problem areas:

Work completed during prior fiscal year: Repaired fencing, provided vegetation removal, cleaned inlet and outlet structures, and maintained access roads.

Work to be completed during current fiscal year: Staff will remove any trash and debris, provide fencing repairs, maintain access roads, clear out vegetation, and clean inlets and outlets.

Consultant/
 Contractor: _____
 Project
 Manager: John Runiks

633-1267

**Regional Flood Control District
Maintenance Work Program
2ND Qtr FY 2016-2017 (Dec 2016)**

MWP Facility #: NLV14
 Facility Name: Tributary to the Western Trib @ Craig Road
 MP Facility ID: LV06 0000-0147, LV05 0000-0131,
 LVBR 0000-0014, LVCL 0000

Entity: City of North Las Vegas
 Date Prepared: 01/24/17

Force Account/ Contract	Activity	Requested Work Plan Amount (\$)	Reallocation Amount (\$)	Amended Work Plan Amount (\$)	Expended to Date (\$)	Balance Remaining (\$)	Percent Complete	Scheduled Completion Date
	3 Facility Assessment and Inventory	\$ 500.00	(219.69)	\$ 280.31	- 48.72	231.59	17%	
	5 Inspect Channels	\$ 500.00	219.69	\$ 719.69	719.69	0.00	100%	
	6 Inspect Levees/Detention Basin & Debris Basins	\$ -		\$ -	0.00	0.00		
	8 Species Survey and Removal	\$ -		\$ -	0.00	0.00		
	10 Clean and Reshape Channel/Levees	\$ 5,500.00		\$ 5,500.00	0.00	5,500.00	0%	
	15 Repair Lined Channel	\$ -		\$ -	0.00	0.00		
	20 Erosion Control and Repair	\$ -		\$ -	0.00	0.00		
	21 Provide/Maintain Dust Control	\$ -		\$ -	0.00	0.00		
	25 Clean Detention/Debris Basin	\$ -		\$ -	0.00	0.00		
	35 Fence Repair	\$ 3,500.00		\$ 3,500.00	0.00	3,500.00	0%	
	40 Vegetation Control - Chemical	\$ 4,500.00	(1,500.00)	\$ 3,000.00	0.00	3,000.00	0%	
	45 Vegetation Control - Mechanical	\$ -		\$ -	0.00	0.00		
	50 Maintain Access Road	\$ 2,000.00		\$ 2,000.00	0.00	2,000.00	0%	
	55 Clean & Inspect Inlet/Outlet Structures	\$ -		\$ -	0.00	0.00		
	60 Repair Inlet/Outlet Structures	\$ -		\$ -	0.00	0.00		
	65 Clean Storm Sewer Lines	\$ 14,071.00		\$ 14,071.00	13,435.76	635.24	95%	
	70 Storm Sewer Repair	\$ -		\$ -	0.00	0.00		
	75 Clean/Flush Culverts & Bridges	\$ 3,000.00		\$ 3,000.00	0.00	3,000.00	0%	
	80 Miscellaneous Work Activities	\$ 21,000.00	(7,000.00)	\$ 14,000.00	5,394.88	8,605.12	39%	
	85 Engineering	\$ -		\$ -	0.00	0.00		
	TOTALS	\$ 54,571.00	(8,500.00)	\$ 46,071.00	\$ 19,599.05	26,471.95		06/30/17

Delays or problem areas:

Work completed during prior fiscal year: Repaired fencing, provided vegetation removal, cleaned inlet and outlet structures and maintained access roads. Channel completed last year.

Work to be completed during current fiscal year: Staff will remove trash and debris, provide fencing repairs, maintain access roads, remove vegetation and clean inlet and outlet structures.

Consultant/
 Contractor:
 Project
 Manager: John Runiks

633-1267

**Regional Flood Control District
Maintenance Work Program
2ND Qtr FY 2016-2017 (Dec 2016)**

MWP Facility #: NLV15
 Facility Name: Las Vegas Wash - Smoke Ranch
 MP Facility ID: LVSF 0000-0295, LAAT 0000-0204,
 LANO 0000, LAAS 0000-0103

Entity: City of North Las Vegas
 Date Prepared: 01/24/17

Force Account/ Contract	Activity	Requested Work Plan Amount (\$)	Reallocation Amount (\$)	Amended Work Plan Amount (\$)	Expended to Date (\$)	Balance Remaining (\$)	Percent Complete	Scheduled Completion Date
	3 Facility Assessment and Inventory	\$ 500.00		\$ 500.00	48.72	451.28	10%	
	5 Inspect Channels	\$ 500.00		\$ 500.00	319.86	180.14	64%	
	6 Inspect Levees/Detention Basin & Debris Basins	\$ -		\$ -	0.00	0.00		
	8 Species Survey and Removal	\$ -		\$ -	0.00	0.00		
	10 Clean and Reshape Channel/Levees	\$ 3,500.00		\$ 3,500.00	0.00	3,500.00	0%	
	15 Repair Lined Channel	\$ -		\$ -	0.00	0.00		
	20 Erosion Control and Repair	\$ 3,000.00		\$ 3,000.00	0.00	3,000.00	0%	
	21 Provide/Maintain Dust Control	\$ -		\$ -	0.00	0.00		
	25 Clean Detention/Debris Basin	\$ -		\$ -	0.00	0.00		
	35 Fence Repair	\$ -		\$ -	0.00	0.00		
	40 Vegetation Control - Chemical	\$ 3,500.00		\$ 3,500.00	0.00	3,500.00	0%	
	45 Vegetation Control - Mechanical	\$ -		\$ -	0.00	0.00		
	50 Maintain Access Road	\$ 2,000.00		\$ 2,000.00	0.00	2,000.00	0%	
	55 Clean & Inspect Inlet/Outlet Structures	\$ 2,500.00		\$ 2,500.00	0.00	2,500.00	0%	
	60 Repair Inlet/Outlet Structures	\$ -		\$ -	0.00	0.00		
	65 Clean Storm Sewer Lines	\$ 14,071.00		\$ 14,071.00	6,351.30	7,719.70	45%	
	70 Storm Sewer Repair	\$ -		\$ -	0.00	0.00		
	75 Clean/Flush Culverts & Bridges	\$ 1,000.00		\$ 1,000.00	0.00	1,000.00	0%	
	80 Miscellaneous Work Activities	\$ 20,000.00	(7,000.00)	\$ 13,000.00	2,685.40	10,314.60	21%	
	85 Engineering	\$ -		\$ -	0.00	0.00		
	TOTALS	\$ 50,571.00	(7,000.00)	\$ 43,571.00	\$ 9,405.28	34,165.72		06/30/17

Delays or problem areas:

Work completed during prior fiscal year: Repaired fencing, removed vegetation, cleaned outlet and inlet structures, and maintained access roads.

Work to be completed during current fiscal year: Staff will remove trash and debris, provide fencing repairs as needed, maintain access roads, remove vegetation, and clean inlet and outlet structures.

Consultant/
 Contractor: _____
 Project
 Manager: John Runiks

633-1267

**Regional Flood Control District
Maintenance Work Program
2ND Qtr FY 2016-2017 (Dec 2016)**

MWP Facility #: NLV16
 Facility Name: Upper Las Vegas Wash Channel
 MP Facility ID: LVLO 0000-0025, TREA 0000- 0134,

Entity: City of North Las Vegas
 Date Prepared: 01/24/17

LVUP 0000-0382, CNEA 0000-0176, ANEA 0000, ANEA 0030

Force Account/ Contract	Activity	Requested Work Plan Amount (\$)	Reallocation Amount (\$)	Amended Work Plan Amount (\$)	Expended to Date (\$)	Balance Remaining (\$)	Percent Complete	Scheduled Completion Date
	3 Facility Assessment and Inventory	\$ 500.00	(139.72)	\$ 360.28	48.72	311.56	14%	
	5 Inspect Chanfields	\$ 500.00	139.72	\$ 639.72	639.72	0.00	100%	
	6 Inspect Levees/Detention Basin & Debris Basins	\$ -		\$ -	0.00	0.00		
	8 Species Survey and Removal	\$ -		\$ -	0.00	0.00		
	10 Clean and Reshape Channel/Levees	\$ 1,000.00		\$ 1,000.00	0.00	1,000.00	0%	
	15 Repair Lined Channel	\$ -		\$ -	0.00	0.00		
	20 Erosion Control and Repair	\$ -	1,317.75	\$ 1,317.75	1,317.75	0.00	100%	
	21 Provide/Maintain Dust Control	\$ -		\$ -	0.00	0.00		
	25 Clean Detention/Debris Basin	\$ -		\$ -	0.00	0.00		
	35 Fence Repair	\$ 3,500.00		\$ 3,500.00	0.00	3,500.00	0%	
	40 Vegetation Control - Chemical	\$ 3,500.00		\$ 3,500.00	0.00	3,500.00	0%	
	45 Vegetation Control - Mechanical	\$ -	2,733.07	\$ 2,733.07	2,733.07	0.00	100%	
	50 Maintain Access Road	\$ -		\$ -	0.00	0.00		
	55 Clean & Inspect Inlet/Outlet Structures	\$ -		\$ -	0.00	0.00		
	60 Repair Inlet/Outlet Structures	\$ -		\$ -	0.00	0.00		
	65 Clean Storm Sewer Lines	\$ 14,071.00	7,969.48	\$ 22,040.48	22,040.48	0.00	100%	
	70 Storm Sewer Repair	\$ -		\$ -	0.00	0.00		
	75 Clean/Flush Culverts & Bridges	\$ 52,000.00	(37,020.30)	\$ 14,979.70	0.00	14,979.70	0%	
	80 Miscellaneous Work Activities	\$ 20,000.00	(5,500.00)	\$ 14,500.00	4,427.46	10,072.54	31%	
	85 Engineering	\$ -		\$ -	0.00	0.00		
	TOTALS	\$ 95,071.00	(30,500.00)	\$ 64,571.00	\$ 31,207.20	33,363.80		06/30/17

Delays or problem areas:

Work completed during prior fiscal year: Repaired fencing, provided vegetation removal, and cleaned inlet and outlet structures.

Work to be completed during current fiscal year: Staff will provide trash and debris removal, repair fencing as needed, maintain access roads, remove vegetation as needed, and clean inlet and outlet structures.

Consultant/
 Contractor: _____
 Project
 Manager: John Runiks

633-1267

**Regional Flood Control District
Maintenance Work Program
2ND Qtr FY 2016-2017 (Dec 2016)**

MWP Facility #: NLV17
 Facility Name: Range Wash - Las Vegas Wash Diversion & Levee
 MP Facility ID: LVRW 0000-0293

Entity: City of North Las Vegas
 Date Prepared: 01/24/17

Force Account/ Contract	Activity	Requested Work Plan Amount (\$)	Reallocation Amount (\$)	Amended Work Plan Amount (\$)	Expended to Date (\$)	Balance Remaining (\$)	Percent Complete	Scheduled Completion Date
	3 Facility Assessment and Inventory	\$ 500.00		\$ 500.00	48.72	451.28	10%	
	5 Inspect Channels	\$ 500.00		\$ 500.00	0.00	500.00	0%	
	6 Inspect Levees/Detention Basin & Debris Basins	\$ 1,500.00		\$ 1,500.00	157.78	1,342.22	11%	
	8 Species Survey and Removal	\$ 1,500.00		\$ 1,500.00	0.00	1,500.00	0%	
	10 Clean and Reshape Channel/Levees	\$ 2,000.00		\$ 2,000.00	0.00	2,000.00	0%	
	15 Repair Lined Channel	\$ -		\$ -	0.00	0.00		
	20 Erosion Control and Repair	\$ 106,000.00	(81,774.34)	\$ 24,225.66	0.00	24,225.66	0%	
	21 Provide/Maintain Dust Control	\$ 25,000.00	(4,629.75)	\$ 20,370.25	0.00	20,370.25	0%	
	25 Clean Detention/Debris Basin	\$ -		\$ -	0.00	0.00		
	35 Fence Repair	\$ -		\$ -	0.00	0.00		
	40 Vegetation Control - Chemical	\$ 3,000.00		\$ 3,000.00	0.00	3,000.00	0%	
	45 Vegetation Control - Mechanical	\$ -		\$ -	0.00	0.00		
	50 Maintain Access Road	\$ 2,000.00		\$ 2,000.00	0.00	2,000.00	0%	
	55 Clean & Inspect Inlet/Outlet Structures	\$ -		\$ -	0.00	0.00		
	60 Repair Inlet/Outlet Structures	\$ -		\$ -	0.00	0.00		
	65 Clean Storm/Sewer Lines	\$ -		\$ -	0.00	0.00		
	70 Storm Sewer Repair	\$ -		\$ -	0.00	0.00		
	75 Clean/Flush Culverts & Bridges	\$ -		\$ -	0.00	0.00		
	80 Miscellaneous Work Activities	\$ 20,000.00		\$ 20,000.00	717.44	19,282.56	4%	
	85 Engineering	\$ -		\$ -	0.00	0.00		
	TOTALS	\$ 162,000.00	(86,404.09)	\$ 75,595.91	\$ 923.94	74,671.97		06/30/17

Delays or problem areas:

Work completed during prior fiscal year: Staff provided major erosion control, fencing repairs, vegetation removal and dust control.

Work to be completed during current fiscal year: Staff will provide fencing, vegetation removal and dust control as needed, maintain access roads, and monitor and inspect levee.

Consultant/
 Contractor: _____
 Project
 Manager: John Runiks

633-1267

CLARK COUNTY
REGIONAL FLOOD CONTROL DISTRICT
AGENDA ITEM

SUBJECT:
PITTMAN NORTH DETENTION BASIN AND OUTFALL

PETITIONER:
CITY OF HENDERSON

RECOMMENDATION OF PETITIONER:
THAT THE REGIONAL FLOOD CONTROL DISTRICT APPROVE THE REQUEST TO REALLOCATE FUNDING IN THE INTERLOCAL CONTRACT FOR THE DESIGN FOR THE PITTMAN NORTH DETENTION BASIN AND OUTFALL – HEN16A01 (FOR POSSIBLE ACTION)

FISCAL IMPACT: None by this action.

BACKGROUND:

The District entered into an Interlocal Contract with the City of Henderson on July 12, 2001 to fund design engineering, right-of-way and environmental mitigation for the Pittman North Detention Basin and Outfall (previously known as Southwest Pittman Detention Basin and Outfall). A First Supplemental Interlocal Contract dated October 10, 2002 increased funding, a Second Supplemental Interlocal Contract dated January 8, 2004 extended the project completion date, a Third Supplemental Interlocal Contract dated May 20, 2004 added a line item for a CLOMR and decreased funding, a Fourth Supplemental Interlocal Contract dated April 14, 2005 increased funding, a Fifth Supplemental Interlocal Contract dated November 9, 2006 increased funding, a Sixth Supplemental Interlocal Contract dated November 10, 2010 extended the project completion date, a Seventh Supplemental Interlocal Contract dated December 8, 2011 increased funding and extended the project completion date for continued monitoring of ongoing mining activities approved through February 2015, and an Eighth Supplemental Interlocal Contract dated October 10, 2013 increased funding and extended the project completion date. The Ninth Supplemental Interlocal Contract dated March 13, 2014 increased funding to address shortfalls in the funding categories. The Ninth Supplemental Interlocal Contract also added ID miles PTNO 0190 and PTNO 0195 to the scope to include the design of an inlet structure and bridge, and of a riprap levee along Volunteer Road, respectively. The Tenth Supplemental Interlocal Contract dated September 11, 2014 added the channel from St. Rose Parkway to Starr Avenue, ID mile PTWA 0884, to the design engineering scope of work and increased funding for design engineering.

TAC AGENDA ITEM #07 Date: 02/23/17	RFCD AGENDA ITEM # Date: 03/09/17
CAC AGENDA ITEM #07 Date: 02/27/17	

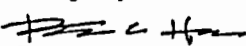
The Eleventh Supplemental Interlocal Contract dated March 12, 2015 increased funding for completing the construction documents for PTWA 0884 for construction phase services and extended the project completion date. The Twelfth Supplemental Interlocal Contract dated April 14, 2016 increased funding for desert tortoise monitoring and protection services required during the animals' active season. The Thirteenth Supplemental Interlocal Contract dated December 8, 2016 increased funding required to perform engineering services for analyses, Roller Compacted Concrete (RCC) design alternatives for the inlet and emergency spillway structures.

In this project, Geotechnical work was funded under Environmental Mitigation. Due to this, we are placing the funding necessary to pay for Geotechnical work that was completed in the alternative analyses for the basin spillway. Additional funding will be due for the Dam Safety Permit application fees. This request will allow for the reallocation of funds in the interlocal contract as follows:

	CCRFCD <u>Current Funding</u>	CCRFCD <u>Proposed Funding</u>	Fiscal <u>Impact</u>
Design Engineering	\$ 1,615,702	\$ 1,556,327	\$ (59,375)
Right-of-Way	122,389	122,389	0
Environmental Mitigation	366,106	424,281	58,175
Other (CLOMR/LOMR)	59,927	59,927	0
Other (EAP, Dam Permit)	<u>17,390</u>	<u>18,590</u>	<u>1,200</u>
Total	<u>\$ 2,181,514</u>	<u>\$ 2,181,514</u>	<u>\$ 0</u>

Respectfully submitted,

DocuSigned by:



Robert C. Merr, P.E.
 Director of Public Works, Parks and Recreation
 City of Henderson

TAC AGENDA ITEM # 07 Date: 02/23/17	RFCD AGENDA ITEM # Date: 03/09/17
CAC AGENDA ITEM # 07 Date: 02/27/17	

Regional Flood Control District
AGENDA ITEM DEVELOPMENT

Staff Discussion:

Date: 02/13/17

**PITTMAN NORTH DETENTION BASIN AND OUTFALL
REALLOCATION OF FUNDING – HEN16A01**

The City of Henderson has submitted a request to reallocate funding within the interlocal contract for design engineering, right-of-way, environmental mitigation, CLOMR/LOMR and EAP, dam permit dated July 12, 2001 and supplemented October 10, 2002, January 8, 2004, May 20, 2004, April 14, 2005, November 9, 2006, November 10, 2010, December 8, 2011, October 10, 2013, March 13, 2014, September 11, 2014, March 12, 2015, April 14, 2016 and December 8, 2016.

District funding will be provided as follows:

	Current Funding	Increase/Decrease	Proposed Funding
Design Engineering	\$1,615,702	(\$59,375)	\$1,556,327
Right-of-Way	\$ 122,389	\$ 0	\$ 122,389
Environmental Mitigation	\$ 366,106	\$ 58,175	\$ 424,281
CLOMR/LOMR	\$ 59,927	\$ 0	\$ 59,927
EAP, Dam Permit	\$ 17,390	\$ 1,200	\$ 18,590
Total ILC Value	\$2,181,514	\$ 0	\$2,181,514

Staff Recommendation:

Approve.

Discussion by Technical Advisory Committee:

AGENDA
#07 Date: 02/23/17

Recommendation:

Discussion by Citizens Advisory Committee:

AGENDA
#07 Date: 02/27/17

Recommendation:

**CLARK COUNTY
REGIONAL FLOOD CONTROL DISTRICT
AGENDA ITEM**

SUBJECT: EQUESTRIAN DETENTION BASIN EXPANSION
PETITIONER: CITY OF HENDERSON
RECOMMENDATION OF PETITIONER: THAT THE REGIONAL FLOOD CONTROL DISTRICT APPROVE THE SIXTH SUPPLEMENTAL INTERLOCAL CONTRACT FOR DESIGN OF THE EQUESTRIAN DETENTION BASIN EXPANSION – HEN06H09 (FOR POSSIBLE ACTION)

FISCAL IMPACT:

	<u>CCRFC Current Funding</u>	<u>CCRFC Proposed Funding</u>	<u>Fiscal Impact</u>
Design Engineering	\$292,966	\$285,236	\$(7,730)
Environmental	12,818	12,818	0
Other (LOMR)	12,000	18,990	6,990
Other (Dam Safety Permit)	0	740	740
Right-of-Way	29,013	29,013	0
Total	\$346,797	\$346,797	\$0

BACKGROUND:

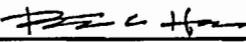
The District entered into an Interlocal Contract with the City of Henderson on August 13, 2009 to provide funding for design engineering, environmental mitigation, and other (CLOMR) costs for design of the Equestrian Detention Basin Expansion project. A First Supplemental Interlocal Contract was entered into on January 13, 2011 to provide additional funding for design engineering, environmental mitigation, and included a line item for right-of-way engineering services. A Second Supplemental Interlocal Contract was entered into on November 10, 2011 to extend the completion date of the project. A Third Supplemental Interlocal Contract was entered into on December 11, 2014 to extend the completion date of the project. A Fourth Supplemental Interlocal Contract was entered into on May 21, 2015 to increase funding for design and extend the completion date of the project. A Fifth Supplemental Interlocal Contract was entered into on November 10, 2016 to extend the project completion date to allow for completion of the Letter of Map Revision.

TAC AGENDA ITEM # 08 Date: 02/23/17	RFCD AGENDA ITEM # Date: 03/09/17
CAC AGENDA ITEM #08 Date: 02/27/17	

This Sixth Supplemental Interlocal Contract will reallocate funding to prepare the application for the Letter of Map Revision and to submit the proof of completion for the Dam Safety Permit.

Respectfully submitted,

DocuSigned by:



Robert C. Merritt, P.E.
Director, Public Works, Parks & Recreation
City of Henderson

TAC AGENDA ITEM # 08 Date: 02/23/17	RFCD AGENDA ITEM # Date: 03/09/17
CAC AGENDA ITEM #08 Date: 02/27/17	

Regional Flood Control District
AGENDA ITEM DEVELOPMENT

Staff Discussion:

Date: 02/13/17

**EQUESTRIAN DETENTION BASIN EXPANSION
SIXTH SUPPLEMENTAL INTERLOCAL CONTRACT – HEN06H09**

The City of Henderson has submitted a request to approve a sixth supplemental interlocal contract for design engineering, right-of-way, environmental mitigation and a LOMR for the Equestrian Detention Basin Expansion project.

This sixth supplemental interlocal contract will reallocate funding to prepare the application for the Letter of Map Revision and include a line item to submit the proof of completion of the Dam Safety Permit.

District funding will be provided as follows:

	Current Funding	Increase/Decrease	Proposed Funding
Design Engineering	\$292,966	(\$7,730)	\$285,236
Right-of-Way	\$ 29,013	\$ 0	\$ 29,013
Environmental Mitigation	\$ 12,818	\$ 0	\$ 12,818
LOMR	\$ 12,000	\$ 6,990	\$ 18,990
Dam Safety Permit	\$ 0	\$ 740	\$ 740
Total ILC Value	\$346,797	\$ 0	\$346,797

Staff Recommendation:

Approve.

Discussion by Technical Advisory Committee:

AGENDA
#08 Date: 02/23/17

Recommendation:

Discussion by Citizens Advisory Committee:

AGENDA
#08 Date: 02/27/17

Recommendation:

**SIXTH SUPPLEMENTAL INTERLOCAL CONTRACT
EQUESTRIAN DETENTION BASIN EXPANSION**

THIS SIXTH SUPPLEMENTAL INTERLOCAL CONTRACT made and entered into as of the _____ day of _____, 2017, by and between the Clark County Regional Flood Control District hereinafter referred to as "DISTRICT" and City of Henderson, hereinafter referred to as "CITY".

W I T N E S S E T H

WHEREAS, pursuant to Chapter 543 of the Nevada Revised Statutes, the DISTRICT may approve a project to design and construct flood control improvements, and;

WHEREAS, the flood control improvements proposed herein are the same as those generally identified in the 2013 Master Plan Update Structure No. C1EQ 0160, hereinafter referred to as "PROJECT"; and

WHEREAS, the PROJECT is identified and shown on the attached Exhibit "A"; and

WHEREAS, the PROJECT has been approved by the DISTRICT on its annual Ten Year Construction Program; and

WHEREAS, the PROJECT has regional flood control significance and is located in the same hydrographic area as the CITY, and the COUNTY OF CLARK; and

WHEREAS, an Interlocal Contract dated August 13, 2009, a First Supplemental Interlocal Contract dated January 13, 2011, a Second Supplemental Interlocal Contract dated November 10, 2011, a Third Supplemental Interlocal Contract dated December 11, 2014, a Fourth Supplemental Interlocal Contract dated May 21, 2015, and a Fifth Supplemental Interlocal Contract dated November 10, 2016 were entered into between the DISTRICT and the CITY for design of the

Equestrian Detention Basin Expansion project; and

WHEREAS, the CITY wishes to reallocate funding and add a line item for a Dam Safety Permit for the PROJECT.

NOW, THEREFORE, in consideration of the covenants, conditions, contracts, and promises of the parties hereto, the DISTRICT and the CITY agree to the following:

SECTION II – PROJECT COSTS shall be deleted and replaced with the following:

The DISTRICT agrees to fund project costs within the limits specified below:

1. The engineering and design shall not exceed \$285,236.
2. Environmental costs shall not exceed \$12,818.
3. Right-of-Way costs shall not exceed \$29,013.
4. Other (CLOMR) costs shall not exceed \$18,990.
5. Other (Dam Safety Permit) costs shall not exceed \$740.
6. The total cost of this Contract shall not exceed \$346,797, which includes all the items described in the paragraphs above.
7. If at any time during the term of the Contract the entity determines that a portion of the funds provided pursuant to this Contract will not be needed for the project, then the entity will notify the District in writing of the amount of funds that are not anticipated to be used for the project. Upon receipt of said notification the District's obligation to pay the maximum amount set forth herein will automatically be reduced by the amount specified in the notification.
8. A written request must be made to the DISTRICT and approved by the Board to reallocate funds between phases of the project. No other approval by the Lead Entity is required.
9. A written request must be made to the DISTRICT and a Supplemental Interlocal Contract approved by the Board to increase the total cost of the contract noted above prior to payment of any additional funds.

The remainder of the original Interlocal Contract dated August 13, 2009, First Supplemental Interlocal Contract dated January 13, 2011, Second Supplemental Interlocal Contract dated November 10, 2011, Third Supplemental Interlocal Contract dated December 11, 2014, Fourth Supplemental Interlocal Contract dated May 21, 2015 and Fifth Supplemental Interlocal Contract dated November 10, 2016 shall remain unchanged.

...

...

...

...

...

...

...

...

...

...

...

...

.....

...

...

...

...

IN WITNESS WHEREOF, this Sixth Supplemental Interlocal Contract is hereby executed as of the date first set forth above.

Date of District Action:

REGIONAL FLOOD CONTROL DISTRICT

ATTEST:

BY: _____
LAWRENCE L. BROWN III, Chairman

DEANNA HUGHES
Secretary to the Board

Approved as to Form:

BY _____
CHRISTOPHER FIGGINS
Chief Deputy District Attorney

Date of Council Action: _____

CITY OF HENDERSON,
CLARK COUNTY, NEVADA

ROBERT A. MURNANE, P.E.
City Manager

Date

ATTEST:

APPROVED AS TO FUNDING:

SABRINA MERCADANTE, MMC
City Clerk

JIM MCINTOSH
Finance Director

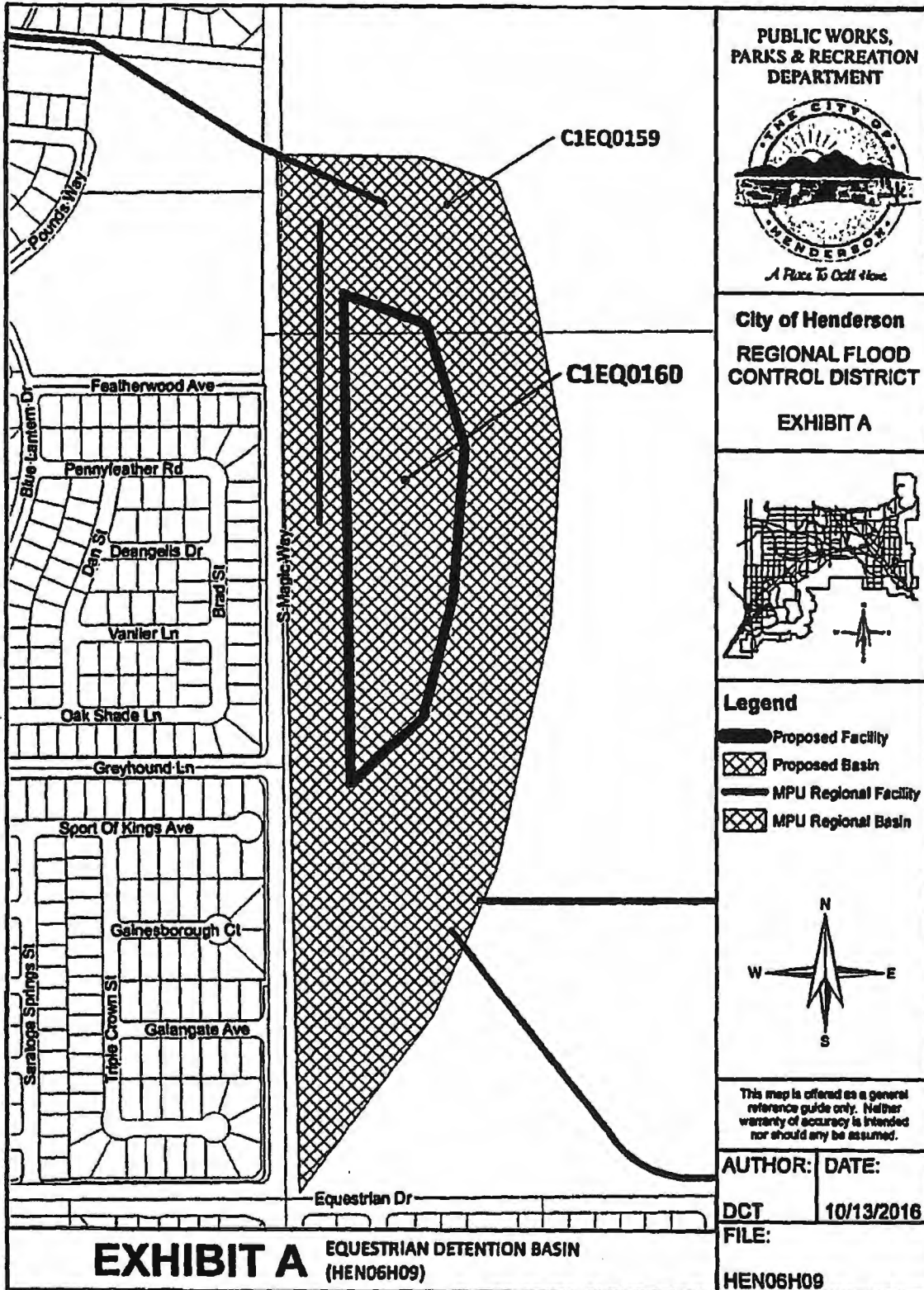
APPROVED AS TO CONTENT:

APPROVED AS TO FORM:

ROBERT C HERR, P.E.
Director, Public Works, Parks & Recreation

JOSH M. REID
City Attorney

CAO



**CLARK COUNTY
REGIONAL FLOOD CONTROL DISTRICT**

AGENDA ITEM

SUBJECT: MUDDY RIVER LOGANDALE LEVEE
PETITIONER: DENIS CEDERBURG, DIRECTOR OF PUBLIC WORKS
RECOMMENDATION OF PETITIONER: THAT THE REGIONAL FLOOD CONTROL DISTRICT APPROVE THE REQUEST TO REALLOCATE FUNDING IN THE INTERLOCAL CONTRACT FOR CONSTRUCTION FOR MUDDY RIVER LOGANDALE LEVEE - MOA01H15 (FOR POSSIBLE ACTION)

FISCAL IMPACT:

None.

BACKGROUND:


On January 8, 2015, the Regional Flood Control District entered into an interlocal contract with Clark County to provide funding for construction and construction engineering for the subject project. Supplemental No. 1 dated September 10, 2015 increased construction and construction engineering funds. Supplemental No. 2 dated September 8, 2016 increased construction and construction engineering funds. The reallocation of funds will provide funds for a construction bid contract.

This request will allow for the reallocation of funds in the interlocal contract as follows:

	<u>CURRENT</u>	<u>REVISED</u>	<u>FISCAL IMPACT</u>
Construction	\$ 6,600,000.00	\$ 6,800,000.00	\$ 200,000.00
Construction Management	\$ 600,000.00	\$ 400,000.00	\$ (200,000.00)
Total ILC Value	\$ 7,200,000.00	\$ 7,200,000.00	\$ 0.00

Respectfully submitted,

TAC AGENDA ITEM #09 a Date: 02.23.17	RFCD AGENDA ITEM # Date: 03.09.17
CAC AGENDA ITEM #09 a Date: 02.27.17	


DENIS CEDERBURG
Director of Public Works
DC:CB

Regional Flood Control District
AGENDA ITEM DEVELOPMENT

Staff Discussion:

Date: 02/13/17

**MUDDY RIVER LOGANDLE LEVEE
REALLOCATION OF FUNDING – MOA01H15**

Clark County has submitted a request to reallocate funding within the interlocal contract for construction and construction engineering dated January 8, 2015 and supplemented September 10, 2015 and September 8, 2016.

The reallocation of funds will provide funds for a construction bid contract. District funding will be provided as follows:

	Current Funding	Increase/Decrease	Proposed Funding
Construction	\$6,600,000	\$ 200,000	\$6,800,000
Construction Engineering	\$ 600,000	(\$200,000)	\$ 400,000
Total ILC Value	\$7,200,000	\$ 0	\$7,200,000

Staff Recommendation:

Approve.

Discussion by Technical Advisory Committee:

AGENDA
#09a Date: 02/23/17

Recommendation:

Discussion by Citizens Advisory Committee:

AGENDA
#09a Date: 02/27/17

Recommendation:

**CLARK COUNTY
REGIONAL FLOOD CONTROL DISTRICT**

AGENDA ITEM

SUBJECT: MUDDY RIVER LOGANDALE LEVEE
PETITIONER: DENIS CEDERBURG, DIRECTOR OF PUBLIC WORKS
RECOMMENDATION OF PETITIONER: THAT THE REGIONAL FLOOD CONTROL DISTRICT RECEIVE A REPORT ON THE RECOMMENDATION OF AWARD OF BID FOR CONSTRUCTION OF MUDDY RIVER LOGANDALE LEVEE - MOA01H15

FISCAL IMPACT: None by this action.

Funding will be provided as follows:


\$ 6,731,520.00 Funding by Regional Flood Control District

BACKGROUND:

On October 21, 2016, bids were opened for the project. Six bids were received ranging from \$5,075,460.70 to \$9,291,000.00. The recommended bid is to Trade West Construction, Inc., in the amount of \$6,731,520.00, or 16% above the engineer's estimate of \$5,794,810.00 at the time of bid. The lowest bidder was considered non-responsive and rejected due to not recognizing Addendum 3. The interlocal contract dated September 8, 2016, between the District and the County, allocates \$6,600,000.00 for construction of this project. There is an item on this agenda for approval to increase construction funding to \$6,800,000.00. A cash flow projection, estimated construction schedule, and a tabulation of bids are attached.

Respectfully submitted,

TAC AGENDA ITEM #09b Date: 02.23.17	RFCD AGENDA ITEM # Date: 03.09.17
CAC AGENDA ITEM #09b Date: 02.27.17	


DENIS CEDERBURG
Director of Public Works
DC:CB

Regional Flood Control District
AGENDA ITEM DEVELOPMENT

Staff Discussion:

Date: 02/13/17

**MUDDY RIVER LOGANDALE LEVEE
AWARD OF BID FOR CONSTRUCTION – MOA01H15**

On October 21, 2016, bids were opened for the project. Six bids were received ranging in cost from \$5,075,460.70 to \$9,291,000.00. The recommended bid is to Trade West Construction, Inc., in the amount of \$6,731,520.00, or 16% above the engineer's estimate of \$5,794,810.00 at the time of bid. The lowest bidder was considered non-responsive and rejected due to not recognizing Addendum 3. The County provided to the District a Notification of Intent to Award to the second lowest bidder.

The interlocal contract dated September 8, 2016, between the District and the County allocates \$6,600,000.00 for construction of this project. There is an item on this agenda for approval to increase construction funding to \$6,800,000.00.

A cash flow projection, estimated construction schedule, and a tabulation of bids are attached.

Staff Recommendation:

Receive the report.

Discussion by Technical Advisory Committee:

AGENDA
#09b Date: 02/23/17

Recommendation:

Discussion by Citizens Advisory Committee:

AGENDA
#09b Date: 02/27/17

Recommendation:



Department of Administrative Services

Purchasing and Contracts

500 S Grand Central Pky 4th Fl • Box 551217 • Las Vegas NV 89155-1217
 (702) 455-2897 • Fax (702) 388-4914

Sabra Smith Newby, Chief Administrative Officer
 Adleen B. Stidhum, Purchasing Manager



NOTIFICATION OF INTENT TO AWARD

NOVEMBER 8, 2016

It is the Intent of the Clark County Administrative Services Department, Purchasing and Contracts Division, to recommend award of Bid No. 604087-16, titled Muddy River Logandale Levee, to the low bid from a responsible and responsive bidder to Trade West Construction, Inc., on or after December 20, 2016. The award will be final after the receipt of the required bonds and/or insurance.

BID SUMMARY

<u>Bids Received:</u>	<u>Bid Amount</u>
Target Construction, Inc.	\$5,075,460.70 *1, *2
Trade West Construction, Inc.	\$6,731,520.00
Progressive Contracting LLC	\$6,775,081.00
COP Construction LLC	\$7,311,170.00
Meadow Valley Contractors	\$7,880,711.50
Las Vegas Paving Corporation	\$9,291,000.00

- *1 The bid submitted by Target Construction, Inc. was considered non-responsive and rejected due to not recognizing Addendum 3.
- *2 Bid amount \$5,075,460.20, verified total of \$5,075,460.70, error correction of -\$0.50

In accordance with the Protests Clause, Clause 14, located in Section 1, beginning on page 1-10 in the Invitation To Bid document, all Bidders have up to 5 working days from the date of this letter to submit a formal written protest, accompanied by a bid protest bond in the amount of 25% of the base bid or \$250,000, whichever is less, to the Purchasing Analyst. The Board of County Commissioners is not required to consider any protest that is not filed in accordance with the Protest Clause in the referenced bid document.

If you have any questions concerning this notification, please contact the Purchasing Analyst at tboldt@clarkcountynv.gov.

ISSUED BY:

THOMAS E. BOLDT, C.P.M.
 Senior Purchasing Analyst

- Cc: John Catanese, Public Works
 Mike Mamer, Public Works
 Cindy Beauchamp, Public Works
 Adleen Stidhum, Purchasing Manager

BOARD OF COUNTY COMMISSIONERS
 STEVE SISOLAK, Chairman • LARRY BROWN, Vice Chairman
 SUSAN BRAGER • CHRIS GIUNCHIGLIANI • MARILYN KIRKPATRICK • MARY BETH SCOW • LAWRENCE WEEKLY
 DONALD G. BURNETTE, County Manager

Clark County Regional Flood Control District Cash Flow Projection

Today's Date: 2/3/2017

Project Number: MOA01H15
 Project Name: Muddy River Logandale Levee
 Project Type: Channel
 ILC Amount: \$ 4,050,000 \$ 7,200,000

Construction Schedule			
Milestone	Estimate	Revised	Actual
Award of Bid	May-15	January-17	
CONS Start	July-15	March-17	
CONS Complete	January-16	July-17	
Project Duration	7 months	5 months	

Billing Month	Original Estimate		Actual Drawdowns		Variance		Revised Estimate	
	\$	%	\$	%	\$	%	\$	%
May-15	0							
Jun-15	0							
Jul-15	202,500	5%						
Aug-15	607,500	15%						
Sep-15	1,012,500	25%						
Oct-15	1,012,500	25%						
Nov-15	607,500	15%						
Dec-15	364,500	9%						
Jan-16	243,000	6%						
	0							
Mar-17	0						720,000	10%
Apr-17	0						1,800,000	25%
May-17	0						1,800,000	25%
Jun-17	0						1,800,000	25%
Jul-17	0						1,080,000	15%
Aug-17	0							
Sep-17	0							
Oct-17	0							
Nov-17	0							
Dec-17	0							
Jan-18	0							
Feb-18	0							
Mar-18	0							
Apr-18	0							
Total	\$ 4,050,000	100%					\$ 7,200,000	100%

Project Name: Muddy River Logandale Levee

Project Number: FMOA01H

Bid Number: 604087-16

Opening Date: 10/21/2016

L Number: L-2034

Design Division Work Order Number: 2010-026

BID ABSTRACT

RFCO

2017 FEB -8 PM 4: 29

Item No.	Description	Quantity	Unit	Engineer's Estimate		Target Construction, Inc.		Trade West Construction, Inc.		Progressive Contracting, Inc.	
				Unit Price	Amount	Calc'd Unit Price	Amount	Calc'd Unit Price	Amount	Calc'd Unit Price	Amount
107.01	TRAFFIC CONTROL	150	DAY	\$ 750.00	\$112,500.00	\$200.00	\$30,000.00	\$206.66	\$31,000.00	\$116.00	\$17,400.00
109.01	CONSTRUCTION CONFLICTS AND ADDITIONAL WORK	1	LS	\$ 200,000.00	\$200,000.00	\$200,000.00	\$200,000.00	\$200,000.00	\$200,000.00	\$200,000.00	\$200,000.00
109.02	HISTORICAL OWNER CAUSED DELAY ALLOWANCE	15	DAY	\$ 500.00	\$7,500.00	\$500.00	\$7,500.00	\$500.00	\$7,500.00	\$500.00	\$7,500.00
109.03	ADDITIONAL AMOUNT OVER \$500/DAY	15	DAY	\$ 750.00	\$11,250.00	\$1,136.66	\$17,050.00	\$230.00	\$3,450.00	\$8,120.00	\$121,800.00
200.01	MOBILIZATION	1	LS	\$ 300,000.00	\$300,000.00	\$265,000.00	\$265,000.00	\$575,000.00	\$575,000.00	\$482,000.97	\$482,000.97
201.01	CLEARING AND GRUBBING	10	AC	\$ 1,500.00	\$15,000.00	\$16,000.00	\$160,000.00	\$40,250.00	\$402,500.00	\$6,960.00	\$69,600.00
201.02	REMOVE TREE	13	EA	\$ 750.00	\$9,750.00	\$775.00	\$10,075.00	\$1,150.00	\$14,950.00	\$580.00	\$7,540.00
202.01	REMOVE FENCE	1,422	LF	\$ 5.00	\$7,110.00	\$2.85	\$4,052.70	\$12.00	\$17,064.00	\$3.48	\$4,948.56
202.02	REMOVE BOULDER	26	EA	\$ 200.00	\$5,600.00	\$220.00	\$6,160.00	\$345.00	\$9,660.00	\$116.00	\$3,248.00
202.03	REMOVE GATE	4	EA	\$ 500.00	\$2,000.00	\$350.00	\$1,400.00	\$460.00	\$1,840.00	\$348.00	\$1,392.00
203.01	EXCAVATION	64,920	CY	\$ 10.00	\$649,200.00	\$4.30	\$279,156.00	\$12.65	\$821,238.00	\$5.80	\$376,536.00
203.02	SELECTED BORROW	58,541	CY	\$ 15.00	\$878,115.00	\$12.49	\$731,762.00	\$32.19	\$1,885,020.00	\$10.44	\$611,168.04
203.03	SOIL STABILIZATION FABRIC	13,730	SY	\$ 10.00	\$137,300.00	\$8.85	\$121,510.50	\$3.45	\$47,370.00	\$6.49	\$89,107.70
203.04	OVER-EXCAVATION AND BACKFILL	16,000	CY	\$ 25.00	\$400,000.00	\$21.50	\$344,000.00	\$19.55	\$312,800.00	\$15.08	\$241,280.00
205.01	DRAINAGE AND FLOOD CONTROL	1	LS	\$ 100,000.00	\$100,000.00	\$105,000.00	\$105,000.00	\$57,500.00	\$57,500.00	\$669,102.50	\$669,102.50
212.01	WILLOW TREE (5-GALLON)	100	EA	\$ 100.00	\$10,000.00	\$225.00	\$22,500.00	\$40.25	\$4,025.00	\$52.20	\$5,220.00
213.01	18-INCH FLAP GATE	1	EA	\$ 5,000.00	\$5,000.00	\$5,000.00	\$5,000.00	\$2,300.00	\$2,300.00	\$2,081.62	\$2,081.62
213.02	18-INCH D.I.P.S. PE4710 HDPE PIPE (DR 32.5)	280	LF	\$ 165.00	\$46,200.00	\$175.00	\$49,000.00	\$40.25	\$11,270.00	\$252.93	\$70,820.40
213.03	36-INCH D.I.P.S. PE4710 HDPE PIPE (DR 32.5)	189	LF	\$ 300.00	\$56,700.00	\$315.00	\$59,535.00	\$80.50	\$15,215.00	\$357.74	\$67,612.86
302.01	TYPE II AGGREGATE INSPECTION ROAD	1,630	CY	\$ 20.00	\$32,600.00	\$37.75	\$61,532.50	\$27.60	\$44,988.00	\$31.47	\$51,296.10
502.01	FLOOD WALL	1,500	SF	\$ 50.00	\$75,000.00	\$57.75	\$86,625.00	\$51.75	\$77,625.00	\$72.50	\$108,750.00
502.02	HEADWALL	2	EA	\$ 15,500.00	\$31,000.00	\$15,650.00	\$31,300.00	\$16,100.00	\$32,200.00	\$18,212.00	\$36,424.00

Project Name: Muddy River Logandale Levee

Project Number: FMOA01H

Bid Number: 604087-16

Opening Date: 10/21/2016

L Number: L-2034

Design Division Work Order Number: 2010-026

BID ABSTRACT

Item No.	Description	Quantity	Unit	Engineer's Estimate		Target Construction, Inc.		Trade West Construction, Inc.		Progressive Contracting, Inc.	
				Unit Price	Amount	Calc'd Unit Price	Amount	Calc'd Unit Price	Amount	Calc'd Unit Price	Amount
603.01	18-INCH RCP STORM DRAIN (CLASS III)	42	LF	\$ 120.00	\$5,040.00	\$193.00	\$8,106.00	\$80.50	\$3,381.00	\$206.23	\$8,661.66
603.02	18-INCH RCP STORM DRAIN (CLASS V)	104	LF	\$ 150.00	\$15,600.00	\$205.00	\$21,320.00	\$103.50	\$10,764.00	\$212.78	\$22,129.12
603.03	42-INCH RCP STORM DRAIN (CLASS V)	48	LF	\$ 280.00	\$13,440.00	\$460.00	\$22,080.00	\$276.00	\$13,248.00	\$504.58	\$24,219.84
603.04	18-INCH RCP FLARED END SECTION	2	EA	\$ 1,500.00	\$3,000.00	\$1,285.00	\$2,570.00	\$1,610.00	\$3,220.00	\$3,147.08	\$6,294.16
609.01	60-INCH TYPE I STORM DRAIN MANHOLE	2	EA	\$ 5,000.00	\$10,000.00	\$12,850.00	\$25,700.00	\$10,350.00	\$20,700.00	\$8,998.34	\$17,996.68
610.01	HEAVY RIPRAP (D50 = 24-INCH)	1,661	CY	\$ 125.00	\$207,625.00	\$55.00	\$91,355.00	\$103.50	\$171,914.00	\$157.33	\$261,325.13
611.01	CONCRETE SLOPE PAVEMENT (CLASS A MODIFIED)	4,096	CY	\$ 550.00	\$2,252,800.00	\$500.00	\$2,048,000.00	\$391.00	\$1,601,536.00	\$659.90	\$2,702,950.40
616.01	4-FOOT POST AND CABLE RAILING	3,975	LF	\$ 20.00	\$79,500.00	\$19.00	\$75,525.00	\$31.05	\$123,424.00	\$25.94	\$103,111.50
616.02	4-WIRE FENCE	1,684	LF	\$ 20.00	\$33,680.00	\$11.50	\$19,366.00	\$23.00	\$38,732.00	\$8.94	\$15,054.96
616.03	16-FOOT METAL DRIVE GATE	4	EA	\$ 1,000.00	\$4,000.00	\$1,100.00	\$4,400.00	\$1,725.00	\$6,900.00	\$3,178.40	\$12,713.60
627.01	PERMANENT SIGN	21	EA	\$ 300.00	\$6,300.00	\$570.00	\$11,970.00	\$172.52	\$3,623.00	\$139.20	\$2,923.20
637.01	DUST CONTROL	150	DAY	\$ 300.00	\$45,000.00	\$775.00	\$116,250.00	\$488.75	\$73,313.00	\$1,160.00	\$174,000.00
637.02	STORMWATER POLLUTION CONTROL	150	DAY	\$ 150.00	\$22,500.00	\$170.00	\$25,500.00	\$460.00	\$69,000.00	\$1,160.00	\$174,000.00
637.03	PRE-EMERGENT HERBICIDE	3	AC	\$ 1,500.00	\$4,500.00	\$1,720.00	\$5,160.00	\$5,750.00	\$17,250.00	\$1,624.00	\$4,872.00
						#DIV/0!		#DIV/0!		#DIV/0!	
ACTUAL TOTAL OF ITEMS					\$5,794,810.00		\$5,075,460.70		\$6,731,520.00		\$6,775,081.00
TOTAL SHOWN ON BID SUMMARY					NA		\$5,075,461.20		\$6,731,520.00		\$6,775,081.00
ERROR					NA		-\$0.50		\$0.00		\$0.00

Project Name: Muddy River Logandale Levee
Project Number: FMOA01H
Bid Number: 604087-16
Opening Date: 10/21/2016
L Number: L-2034
Design Division Work Order Number: 2010-026

Item No.	Description	Quantity	Unit	COP Construction LLC		Meadow Valley Contractors, Inc., d/b/a ACC Southwest		Las Vegas Paving Corporation	
				Calc'd Unit Price	Amount	Calc'd Unit Price	Amount	Calc'd Unit Price	Amount
107.01	TRAFFIC CONTROL	150	DAY	\$20.00	\$3,000.00	\$60.00	\$9,000.00	\$134.00	\$20,100.00
109.01	CONSTRUCTION CONFLICTS AND ADDITIONAL WORK	1	LS	\$200,000.00	\$200,000.00	\$200,000.00	\$200,000.00	\$200,000.00	\$200,000.00
109.02	HISTORICAL OWNER CAUSED DELAY ALLOWANCE	15	DAY	\$500.00	\$7,500.00	\$500.00	\$7,500.00	\$500.00	\$7,500.00
109.03	ADDITIONAL AMOUNT OVER \$500/DAY	15	DAY	\$8,500.00	\$127,500.00	\$500.00	\$7,500.00	\$1,000.00	\$15,000.00
200.01	MOBILIZATION	1	LS	\$649,000.00	\$649,000.00	\$975,000.00	\$975,000.00	\$448,698.50	\$448,698.50
201.01	CLEARING AND GRUBBING	10	AC	\$5,100.00	\$51,000.00	\$14,000.00	\$140,000.00	\$9,575.00	\$95,750.00
201.02	REMOVE TREE	13	EA	\$680.00	\$8,840.00	\$600.00	\$7,800.00	\$490.00	\$6,370.00
202.01	REMOVE FENCE	1,422	LF	\$7.50	\$10,665.00	\$3.00	\$4,268.00	\$4.00	\$5,688.00
202.02	REMOVE BOULDER	28	EA	\$180.00	\$5,040.00	\$400.00	\$11,200.00	\$145.00	\$4,060.00
202.03	REMOVE GATE	4	EA	\$80.00	\$320.00	\$350.00	\$1,400.00	\$100.00	\$400.00
203.01	EXCAVATION	64,920	CY	\$11.00	\$714,120.00	\$13.00	\$843,960.00	\$14.45	\$938,094.00
203.02	SELECTED BORROW	58,541	CY	\$14.00	\$819,574.00	\$27.50	\$1,609,877.50	\$14.00	\$819,574.00
203.03	SOIL STABILIZATION FABRIC	13,730	SY	\$4.00	\$54,920.00	\$5.30	\$72,769.00	\$2.45	\$33,638.50
203.04	OVER-EXCAVATION AND BACKFILL	16,000	CY	\$15.00	\$240,000.00	\$41.50	\$664,000.00	\$35.00	\$560,000.00
205.01	DRAINAGE AND FLOOD CONTROL	1	LS	\$157,000.00	\$157,000.00	\$325,000.00	\$325,000.00	\$2,800,000.00	\$2,800,000.00
212.01	WILLOW TREE (5-GALLON)	100	EA	\$160.00	\$16,000.00	\$60.00	\$6,000.00	\$330.00	\$33,000.00
213.01	18-INCH FLAP GATE	1	EA	\$1,700.00	\$1,700.00	\$4,000.00	\$4,000.00	\$5,400.00	\$5,400.00
213.02	18-INCH D.I.P.S. PE4710 HDPE PIPE (DR 32.5)	280	LF	\$210.00	\$58,800.00	\$244.00	\$68,320.00	\$426.00	\$119,280.00
213.03	36-INCH D.I.P.S. PE4710 HDPE PIPE (DR 32.5)	189	LF	\$600.00	\$113,400.00	\$452.00	\$85,428.00	\$632.00	\$119,448.00
302.01	TYPE II AGGREGATE INSPECTION ROAD	1,630	CY	\$39.00	\$63,570.00	\$50.50	\$82,315.00	\$29.00	\$47,270.00
502.01	FLOOD WALL	1,500	SF	\$87.00	\$130,500.00	\$175.00	\$262,500.00	\$66.00	\$99,000.00
502.02	HEADWALL	2	EA	\$17,000.00	\$34,000.00	\$23,000.00	\$46,000.00	\$53,680.00	\$107,360.00

Project Name: Muddy River Logandale Levee
Project Number: FMOA01H
Bid Number: 604087-16
Opening Date: 10/21/2016
L Number: L-2034
Design Division Work Order Number: 2010-026

Item No.	Description	Quantity	Unit	COP Construction LLC		Meadow Valley Contractors, Inc., d/b/a ACC Southwest		Las Vegas Paving Corporation	
				Calc'd Unit Price	Amount	Calc'd Unit Price	Amount	Calc'd Unit Price	Amount
603.01	18-INCH RCP STORM DRAIN (CLASS III)	42	LF	\$110.00	\$4,620.00	\$164.00	\$6,888.00	\$330.00	\$13,860.00
603.02	18-INCH RCP STORM DRAIN (CLASS V)	104	LF	\$100.00	\$10,400.00	\$241.00	\$25,064.00	\$360.00	\$37,440.00
603.03	42-INCH RCP STORM DRAIN (CLASS V)	48	LF	\$190.00	\$9,120.00	\$345.00	\$16,560.00	\$825.00	\$39,600.00
603.04	18-INCH RCP FLARED END SECTION	2	EA	\$930.00	\$1,860.00	\$1,900.00	\$3,800.00	\$1,525.00	\$3,050.00
609.01	60-INCH TYPE I STORM DRAIN MANHOLE	2	EA	\$4,200.00	\$8,400.00	\$9,000.00	\$18,000.00	\$9,720.00	\$19,440.00
610.01	HEAVY RIPRAP (D50 = 24-INCH)	1,661	CY	\$100.00	\$166,100.00	\$136.00	\$225,896.00	\$61.00	\$101,321.00
611.01	CONCRETE SLOPE PAVEMENT (CLASS A MODIFIED)	4,096	CY	\$819.00	\$3,354,624.00	\$485.00	\$1,986,560.00	\$580.00	\$2,375,680.00
616.01	4-FOOT POST AND CABLE RAILING	3,975	LF	\$25.00	\$99,375.00	\$20.00	\$79,500.00	\$19.00	\$75,525.00
616.02	4-WIRE FENCE	1,684	LF	\$8.00	\$13,472.00	\$12.00	\$20,208.00	\$12.00	\$20,208.00
616.03	16-FOOT METAL DRIVE GATE	4	EA	\$2,900.00	\$11,600.00	\$1,100.00	\$4,400.00	\$400.00	\$1,600.00
627.01	PERMANENT SIGN	21	EA	\$350.00	\$7,350.00	\$400.00	\$8,400.00	\$295.00	\$6,195.00
637.01	DUST CONTROL	150	DAY	\$910.00	\$136,500.00	\$180.00	\$27,000.00	\$460.00	\$69,000.00
637.02	STORMWATER POLLUTION CONTROL	150	DAY	\$110.00	\$16,500.00	\$130.00	\$19,500.00	\$250.00	\$37,500.00
637.03	PRE-EMERGENT HERBICIDE	3	AC	\$1,600.00	\$4,800.00	\$1,700.00	\$5,100.00	\$1,650.00	\$4,950.00
				#DIV/0!		#DIV/0!		#DIV/0!	
ACTUAL TOTAL OF ITEMS					\$7,311,170.00		\$7,880,711.50		\$9,291,000.00
TOTAL SHOWN ON BID SUMMARY					\$7,311,170.00		\$7,880,711.50		\$9,291,000.00
ERROR					\$0.00		\$0.00		\$0.00

**CLARK COUNTY
REGIONAL FLOOD CONTROL DISTRICT
AGENDA ITEM**

SUBJECT: RANGE WASH – ANN BRANCH
PETITIONER: JENNIFER E. DOODY, P.E., CFM, DIRECTOR OF PUBLIC WORKS CITY OF NORTH LAS VEGAS
RECOMMENDATION OF PETITIONER: THAT THE REGIONAL FLOOD CONTROL DISTRICT APPROVE AN INTERLOCAL CONTRACT FOR DESIGN FOR THE RANGE WASH – ANN BRANCH – NLV03F17 (FOR POSSIBLE ACTION)

FISCAL IMPACT:

	CURRENT
Design Engineering	\$821,889
Environmental Mitigation	\$10,000
Right-of-Way	\$250,000
Total ILC Value	\$1,081,889


BACKGROUND:

The Range Wash – Ann Branch (Structure Nos. RWAN 0000 and 0050) is identified in the Regional Flood Control District’s Ten-Year Construction Program with design scheduled to begin in Fiscal Year 2016/2017.

This interlocal contract applies to design, right-of-way acquisition and environmental mitigation of 6,460 feet of 10’ by 7’ storm drain within Ann Road between Hollywood Boulevard and Mt. Hood Street, Mt. Hood Street between Ann Road and Tropical Parkway, and Tropical Parkway to approximately 1,070 feet west of the intersection of Tropical Parkway and Mt. Hood Street.

This storm drain system is identified in the CCRFCD Master Plan.

Respectfully submitted,



Jennifer E. Doody, P.E., CFM
 Director of Public Works

TAC AGENDA ITEM # 10a Date: 02/23/17	RFCD AGENDA ITEM # Date: 03/09/17
CAC AGENDA ITEM #10a Date: 02/27/17	

Regional Flood Control District
AGENDA ITEM DEVELOPMENT

Staff Discussion:

Date: 02/13/17

**RANGE WASH – ANN BRANCH
INTERLOCAL CONTRACT – NLV03F17**

The City of North Las Vegas has submitted a request to approve an interlocal contract for design engineering, right-of-way and environmental mitigation in the amount of \$1,081,889 for the Range Wash – Ann Branch project.

The Range Wash – Ann Branch project (Structure Nos. RWAN 0000 and 0050) is identified in the Regional Flood Control District's Ten-Year Construction Program with design scheduled to begin in fiscal year 2016/2017. This interlocal contract applies to design, right-of-way acquisition and environmental mitigation of 6,460 feet of 10' by 7' storm drain within Ann Road between Hollywood Boulevard and Mt. Hood Street, Mt. Hood Street between Ann Road and Tropical Parkway and Tropical Parkway to approximately 1,070 feet west of the intersection of Tropical Parkway and Mt. Hood Street.

District funding will be provided as follows:

Design Engineering	\$ 821,889
Right-of-Way	\$ 250,000
Environmental Mitigation	\$ 10,000
Total ILC Value	\$1,081,889

The District Attorney has reviewed the contract.

Staff Recommendation:

Approve subject to approval of the Ten Year Construction Program Amendment item on this agenda.

Discussion by Technical Advisory Committee:

AGENDA
#10a Date: 02/23/17

Recommendation:

Discussion by Citizens Advisory Committee:

AGENDA
#10a Date: 02/27/17

Recommendation:

INTERLOCAL CONTRACT
RANGE WASH – ANN BRANCH

THIS INTERLOCAL CONTRACT made and entered into as of the _____ day of _____, 2017 by and between the Clark County Regional Flood Control District, hereinafter referred to as “DISTRICT”, and the City of North Las Vegas hereinafter referred to as (“CITY”).

WITNESSETH

WHEREAS, pursuant to Chapter 543 of the Nevada Revised Statutes, the DISTRICT may approve a project to design and construct flood control improvements, and;

WHEREAS, the flood control improvements proposed herein are the same as those generally identified in the 2013 Master Plan Update, as Structure Nos. RWAN 0000 and 0050, hereinafter referred to as “PROJECT”; and

WHEREAS, the PROJECT is identified and shown on the attached Exhibit “A”; and

WHEREAS, the PROJECT has been approved by the DISTRICT on its Ten Year Construction Program; and

WHEREAS, the PROJECT has regional flood control significance and is located in the same hydrographic area as the Las Vegas Valley.

NOW, THEREFORE, in consideration of the covenants, conditions, contracts, and promises of the parties hereto, the DISTRICT and the CITY agree to the following:

SECTION I - SCOPE OF THE PROJECT

This INTERLOCAL CONTRACT applies to design, right-of-way acquisition and environmental mitigation associated with the Range Wash – Ann Branch project. The basic improvements shall consist of flood water facilities including pipes, channels, dikes, energy dissipators, channel structures, channel access and other appurtenances as may be necessary to control floodwaters. The improvements shall be funded through DISTRICT funds as herein described. This PROJECT is further identified and shown on the attached Exhibit “A.”

SECTION II - PROJECTS COSTS

The DISTRICT agrees to fund project costs within the limits specified below:

1. The engineering and design shall not exceed \$821,889.
2. A Section 8 Environmental Assessment shall be completed at a cost not to exceed \$10,000.
3. Preparation of right-of-way drawings, descriptions, title reports of the right-of-way required, appraisals and right of way acquisition at a cost not to exceed \$250,000.
4. The total cost of this Contract shall not exceed \$1,081,889 which includes all the items described in the paragraphs above.
5. If at any time during the term of this Contract the entity determines that a portion of the funds provided pursuant to this Contract will not be needed for the project, then the entity will notify the District in writing of the amount of funds that are not anticipated to be used for the project. Upon receipt of said notification the District's obligation to pay the maximum amount set forth herein will automatically be reduced by the amount specified in the notification.
6. A written request must be made to the DISTRICT and approved by the Board to reallocate funds between phases of the project. No other approval by the Lead Entity is required.
7. A written request must be made to the DISTRICT and a Supplemental Interlocal Contract approved by the Board to increase the total cost of the contract noted above prior to payment of any additional funds.

SECTION III - GENERAL

1. The Clark County Regional Flood Control District shall be shown on the title sheet of both the plans and the specifications as the funding agency.
2. The CITY will comply with the Local Purchasing Act, Chapter 332 and Public Works Projects, Chapter 338, of the Nevada Revised Statutes.
3. The CITY, its employees, and representatives shall at all times comply with all applicable laws, ordinances, statutes, rules, and regulations in effect at the time work is performed on the PROJECT.
4. The CITY will require appropriate financial security for the construction of the PROJECT.

5. The CITY shall provide all impacted entities and the DISTRICT with the opportunity to provide the CITY with input relative to the following processes: scope of services development; consultant selection; design, construction and maintenance review; and monitoring of the effectiveness and impacts of facilities on flood flows.
6. Applicable portions of the current editions of the Policies and Procedures, the Hydrologic Criteria and Drainage Design Manual, and Uniform Regulations for the Control of Drainage adopted by the DISTRICT will apply in developing this PROJECT unless specifically superseded by this CONTRACT.
7. Purchases of right-of-way in excess of that actually needed for construction will not be allowed unless a comparison between the cost of excess acquisition and needed acquisition, including damages, indicates that benefits from such a transaction would result. Title to residual property will be vested in the name of the CITY. Revenues derived from the sale of these properties, less the cost of the sale of these properties, will be forwarded to the DISTRICT.
8. Administrative settlements and acceptance of counter offers involving right-of-way may only be made following a review and approval by the DISTRICT.
9. The DISTRICT will pay the CITY, or make payment directly to its contractor or its consultant, each month for project costs as outlined in SECTION II - PROJECT COSTS. Invoices must identify and allocate all costs to the categories noted below:
 - a. Right-of-Way acquisition including appraisals, title and escrow, negotiations, legal fees, recording fees, etc.
 - b. Predesign Engineering (all work prior to design, excluding right-of-way)
 - c. Design Engineering
 - d. Construction Engineering
 - e. Construction (all work after award of construction contract)
 - f. Environmental: costs incurred by the Lead Entity for the preparation of environmental documentation applicable to the project and costs incurred for the implementation of mitigation measures provided in an environmental document (e.g., EIS OR EA)
 - g. Other including landscaping, flood insurance rate map amendments or revisions, etc.
10. Accurate documentation of all work performed and payments made will be maintained by the CITY for a period of three (3) years in hard copy form after final project approval and payment. Following the three year period, the CITY shall keep records for permanent storage in original form, in microfilm/fiche media, or an electronic format.
11. The DISTRICT reserves the right to review and/or audit all records pertaining to all projects both during and after project completion.

12. Up to the limits set forth in NRS Chapter 41, the CITY will indemnify and defend the DISTRICT against and from any and all claims and demands of whatsoever nature which arises out of allegations of negligence or misconduct of CITY officers, employees or agents, related to or under this Contract which results from injury to or death of any persons whomsoever, or against and from damage to or loss or destruction of property.

13. Any costs found to be improperly allocated to this PROJECT will be refunded by the CITY to the DISTRICT.

\

\

\

\

\

\

\

\

\

\

\

\

\

\

\

\

\

\

\

\

\

\

\

14. The items covered in SECTION II - PROJECT COSTS must be completed to the satisfaction of the DISTRICT prior to June 30, 2018. The DISTRICT may, at any time thereafter, grant extensions or terminate this CONTRACT after thirty (30) days notice.

Date of District Action: REGIONAL FLOOD CONTROL DISTRICT

BY: _____
LAWRENCE L. BROWN, III
Chairman

ATTEST:

DEANNA HUGHES
Secretary to the Board

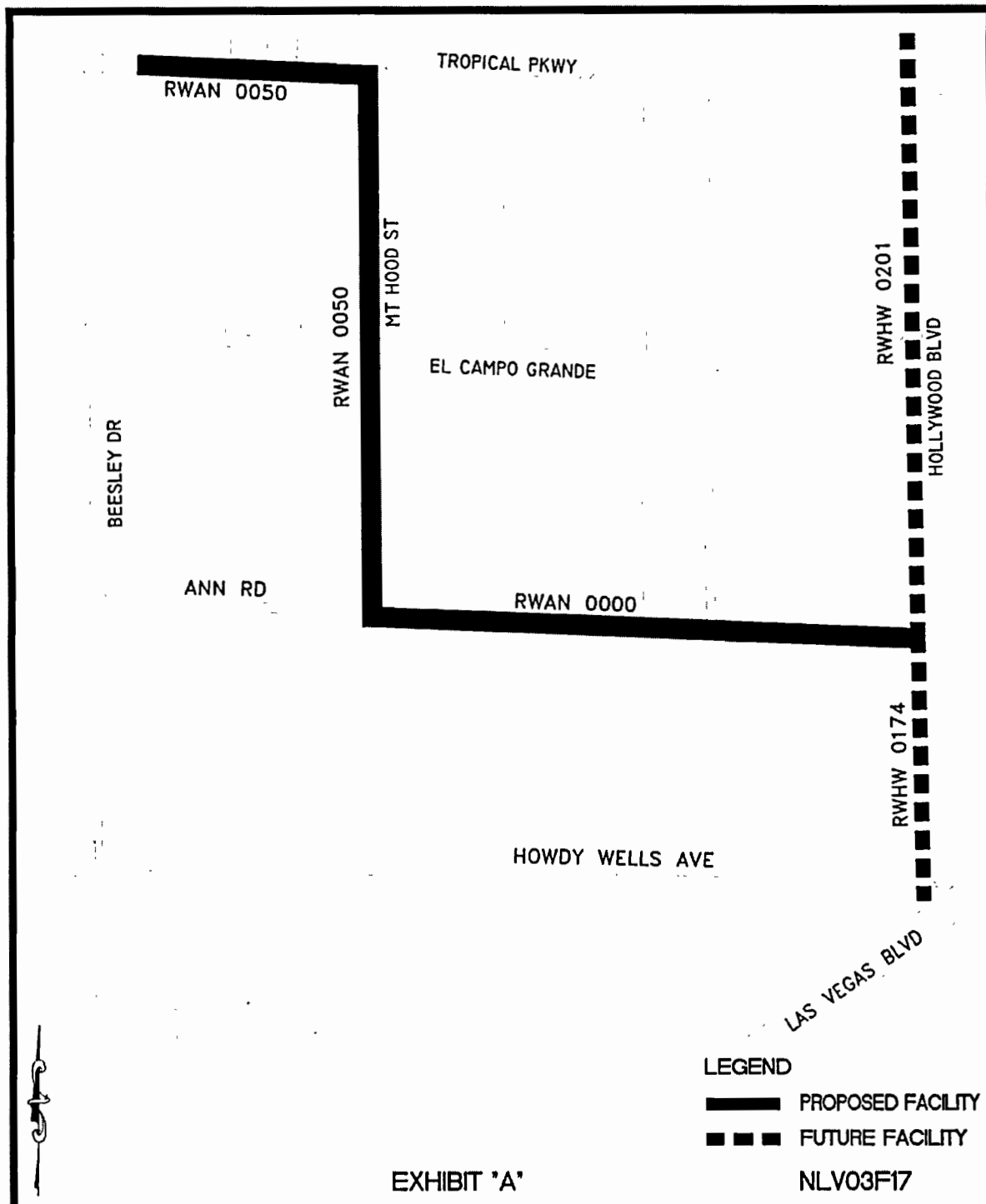
Approved as to Form:

BY: _____
CHRISTOPHER FIGGINS
Chief Deputy District Attorney

Date of Council Action: CITY OF NORTH LAS VEGAS

BY _____
JOHN J. LEE
Mayor


CATHERINE A. RAYNOR, MMC
City Clerk



LEGEND
 ——— PROPOSED FACILITY
 - - - FUTURE FACILITY

EXHIBIT 'A'

NLV03F17

 <p>CITY OF NORTH LAS VEGAS <i>It's a Community of Values</i></p>	<p>DEPARTMENT OF PUBLIC WORKS ENGINEERING AND CONSTRUCTION SERVICES DIVISION</p>	<p>SCALE: N.T.S.</p>
	<p>RANGE WASH ANN BRANCH</p>	<p>DRAWING NAME: 10457-VC.dwg</p>
		<p>DRAWN BY: T. Cochran</p>
		<p>DATE: February 9, 2017</p>
		<p>SHEET NUMBER 1 OF 1</p>

**CLARK COUNTY
REGIONAL FLOOD CONTROL DISTRICT
AGENDA ITEM**

SUBJECT: HOLLYWOOD SYSTEM, CENTENNIAL PARKWAY TO SPEEDWAY #2 DETENTION BASIN
PETITIONER: JENNIFER E. DOODY, P.E., CFM, DIRECTOR OF PUBLIC WORKS CITY OF NORTH LAS VEGAS
RECOMMENDATION OF PETITIONER: THAT THE REGIONAL FLOOD CONTROL DISTRICT APPROVE AN INTERLOCAL CONTRACT FOR DESIGN FOR THE HOLLYWOOD SYSTEM, CENTENNIAL PARKWAY TO SPEEDWAY #2 DETENTION BASIN – NLV03G17 (FOR POSSIBLE ACTION)

FISCAL IMPACT:

	CURRENT
Design Engineering	\$380,345
Environmental Mitigation	\$ 10,000
Right-of-Way	\$507,125
Total ILC Value	\$897,470

BACKGROUND:


The Hollywood System, Centennial Parkway to Speedway #2 Detention Basin (Structure Nos. RWHW 0300, 0355, 0369, 0410 and 0412) is identified in the Regional Flood Control District's Ten-Year Construction Program with design scheduled to begin in Fiscal Year 2016/2017.

This interlocal contract applies to design, right-of-way acquisition and environmental mitigation of flood control facilities including pipes, channels, channel structures and upgrade to the Speedway #2 Detention Basin and other appurtenances as may be necessary to control floodwaters.

This storm drain system is identified in the CCRFCD Master Plan.

Respectfully submitted,

TAC AGENDA ITEM #10b Date: 02/23/17	RFCD AGENDA ITEM # Date: 03/09/17
CAC AGENDA ITEM #10b Date: 02/27/17	


 Jennifer E. Doody, P.E., CFM
 Director of Public Works

Regional Flood Control District
AGENDA ITEM DEVELOPMENT

Staff Discussion:

Date: 02/13/17

**HOLLYWOOD SYSTEM, CENTENNIAL PARKWAY TO SPEEDWAY #2 DETENTION BASIN
INTERLOCAL CONTRACT – NLV03G17**

The City of North Las Vegas has submitted a request to approve an interlocal contract for design engineering, right-of-way and environmental mitigation in the amount of \$897,470 for the Hollywood System, Centennial Parkway to Speedway #2 Detention Basin project.

The Hollywood System, Centennial Parkway to Speedway #2 Detention Basin project (Structure Nos. RWHW 0300, 0355, 0369, 0410 and 0412) is identified in the Regional Flood Control District's Ten-Year Construction Program with design scheduled to begin in fiscal year 2016/2017. This interlocal contract applies to design, right-of-way acquisition and environmental mitigation of flood control facilities including pipes, channels, channel structures and upgrade to the Speedway #2 Detention Basin.

District funding will be provided as follows:

Design Engineering	\$380,345
Right-of-Way	\$507,125
Environmental Mitigation	\$ 10,000
Total ILC Value	\$897,470

The District Attorney has reviewed the contract.

Staff Recommendation:

Approve.

Discussion by Technical Advisory Committee:

AGENDA
#10b Date: 02/23/17

Recommendation:

Discussion by Citizens Advisory Committee:

AGENDA
#10b Date: 02/27/17

Recommendation:

INTERLOCAL CONTRACT
HOLLYWOOD SYSTEM
CENTENNIAL PARKWAY TO SPEEDWAY #2 DETENTION BASIN

THIS INTERLOCAL CONTRACT made and entered into as of the ____ day of _____, 2017 by and between the Clark County Regional Flood Control District, hereinafter referred to as "DISTRICT", and the City of North Las Vegas hereinafter referred to as ("CITY").

WITNESSETH

WHEREAS, pursuant to Chapter 543 of the Nevada Revised Statutes, the DISTRICT may approve a project to design and construct flood control improvements, and;

WHEREAS, the flood control improvements proposed herein are the same as those generally identified in the 2013 Master Plan Update, as Structure Nos. RWHW 0300, 0355, 0369, 0410 and 0412, hereinafter referred to as "PROJECT"; and

WHEREAS, the PROJECT is identified and shown on the attached Exhibit "A"; and

WHEREAS, the PROJECT has been approved by the DISTRICT on its Ten Year Construction Program; and

WHEREAS, the PROJECT has regional flood control significance and is located in the same hydrographic area as the Las Vegas Valley.

NOW, THEREFORE, in consideration of the covenants, conditions, contracts, and promises of the parties hereto, the DISTRICT and the CITY agree to the following:

SECTION I - SCOPE OF THE PROJECT

This INTERLOCAL CONTRACT applies to design, right-of-way acquisition and environmental mitigation associated with the Hollywood System, Centennial Parkway to Speedway #2 Detention Basin project. The basic improvements shall consist of flood water facilities including pipes, channels, dikes, energy dissipators, channel structures, channel access and other appurtenances as may be necessary to control floodwaters. The improvements shall be funded through DISTRICT funds as herein described. This PROJECT is further identified and shown on the attached Exhibit "A."

SECTION II - PROJECTS COSTS

The DISTRICT agrees to fund project costs within the limits specified below:

1. The engineering and design shall not exceed \$380,345.
2. A Section 8 Environmental Assessment shall be completed at a cost not to exceed \$10,000.
3. Preparation of right-of-way drawings, descriptions, title reports of the right-of-way required, appraisals and right of way acquisition at a cost not to exceed \$507,125.
4. The total cost of this Contract shall not exceed \$897,470 which includes all the items described in the paragraphs above.
5. If at any time during the term of this Contract the entity determines that a portion of the funds provided pursuant to this Contract will not be needed for the project, then the entity will notify the District in writing of the amount of funds that are not anticipated to be used for the project. Upon receipt of said notification the District's obligation to pay the maximum amount set forth herein will automatically be reduced by the amount specified in the notification.
6. A written request must be made to the DISTRICT and approved by the Board to reallocate funds between phases of the project. No other approval by the Lead Entity is required.
7. A written request must be made to the DISTRICT and a Supplemental Interlocal Contract approved by the Board to increase the total cost of the contract noted above prior to payment of any additional funds.

SECTION III - GENERAL

1. The Clark County Regional Flood Control District shall be shown on the title sheet of both the plans and the specifications as the funding agency.
2. The CITY will comply with the Local Purchasing Act, Chapter 332 and Public Works Projects, Chapter 338, of the Nevada Revised Statutes.
3. The CITY, its employees, and representatives shall at all times comply with all applicable laws, ordinances, statutes, rules, and regulations in effect at the time work is performed on the PROJECT.
4. The CITY will require appropriate financial security for the construction of the PROJECT.

5. The CITY shall provide all impacted entities and the DISTRICT with the opportunity to provide the CITY with input relative to the following processes: scope of services development; consultant selection; design, construction and maintenance review; and monitoring of the effectiveness and impacts of facilities on flood flows.
6. Applicable portions of the current editions of the Policies and Procedures, the Hydrologic Criteria and Drainage Design Manual, and Uniform Regulations for the Control of Drainage adopted by the DISTRICT will apply in developing this PROJECT unless specifically superseded by this CONTRACT.
7. Purchases of right-of-way in excess of that actually needed for construction will not be allowed unless a comparison between the cost of excess acquisition and needed acquisition, including damages, indicates that benefits from such a transaction would result. Title to residual property will be vested in the name of the CITY. Revenues derived from the sale of these properties, less the cost of the sale of these properties, will be forwarded to the DISTRICT.
8. Administrative settlements and acceptance of counter offers involving right-of-way may only be made following a review and approval by the DISTRICT.
9. The DISTRICT will pay the CITY, or make payment directly to its contractor or its consultant, each month for project costs as outlined in SECTION II - PROJECT COSTS. Invoices must identify and allocate all costs to the categories noted below:
 - a. Right-of-Way acquisition including appraisals, title and escrow, negotiations, legal fees, recording fees, etc.
 - b. Predesign Engineering (all work prior to design, excluding right-of-way)
 - c. Design Engineering
 - d. Construction Engineering
 - e. Construction (all work after award of construction contract)
 - f. Environmental: costs incurred by the Lead Entity for the preparation of environmental documentation applicable to the project and costs incurred for the implementation of mitigation measures provided in an environmental document (e.g., EIS OR EA)
 - g. Other including landscaping, flood insurance rate map amendments or revisions, etc.
10. Accurate documentation of all work performed and payments made will be maintained by the CITY for a period of three (3) years in hard copy form after final project approval and payment. Following the three year period, the CITY shall keep records for permanent storage in original form, in microfilm/fiche media, or an electronic format.
11. The DISTRICT reserves the right to review and/or audit all records pertaining to all projects both during and after project completion.

12. Up to the limits set forth in NRS Chapter 41, the CITY will indemnify and defend the DISTRICT against and from any and all claims and demands of whatsoever nature which arises out of allegations of negligence or misconduct of CITY officers, employees or agents, related to or under this Contract which results from injury to or death of any persons whomsoever, or against and from damage to or loss or destruction of property.

13. Any costs found to be improperly allocated to this PROJECT will be refunded by the CITY to the DISTRICT.

\

\

\

\

\

\

\

\

\

\

\

\

\

\

\

\

\

\

\

\

\

\

14. The items covered in SECTION II - PROJECT COSTS must be completed to the satisfaction of the DISTRICT prior to June 30, 2018. The DISTRICT may, at any time thereafter, grant extensions or terminate this CONTRACT after thirty (30) days notice.

Date of District Action: REGIONAL FLOOD CONTROL DISTRICT

BY: _____
LAWRENCE L. BROWN, III
Chairman

ATTEST:

DEANNA HUGHES
Secretary to the Board

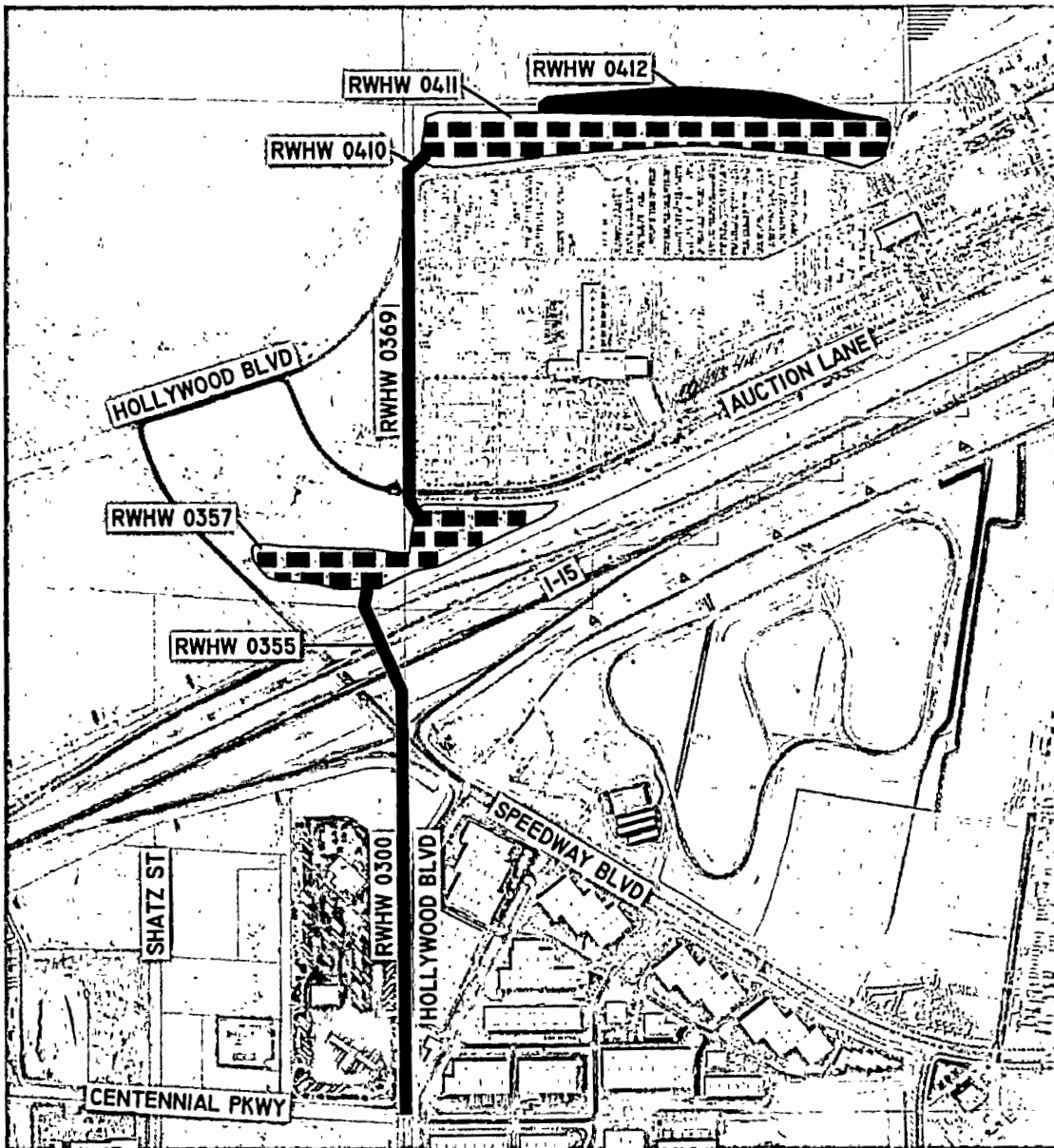
Approved as to Form:

BY: _____
CHRISTOPHER FIGGINS
Chief Deputy District Attorney

Date of Council Action: CITY OF NORTH LAS VEGAS

ATTEST: BY _____
JOHN J. LEE
Mayor

CATHERINE A. RAYNOR, MMC
City Clerk



LEGEND

-  PROPOSED FACILITY
-  EXISTING FACILITY

EXHIBIT 'A'

NLV03G17



**DEPARTMENT OF PUBLIC WORKS
ENGINEERING AND
CONSTRUCTION SERVICES DIVISION
HOLLYWOOD SYSTEM
CENTENNIAL PARKWAY TO SPEEDWAY #2 DETENTION BASIN**

SCALE:	N.T.S.
DRAWING NAME:	10407-VIC.dwg
DRAWN BY:	T. Cochran
DATE:	February 9, 2017
SHEET NUMBER	1 OF 1

CLARK COUNTY
REGIONAL FLOOD CONTROL DISTRICT
AGENDA ITEM

SUBJECT: CENTENNIAL PARKWAY CHANNEL WEST – US95, CC215 TO GRAND TETON
PETITIONER: DAVID N. BOWERS, DIRECTOR CITY OF LAS VEGAS PUBLIC WORKS
RECOMMENDATION OF PETITIONER: IT IS RECOMMENDED THAT THE CLARK COUNTY REGIONAL FLOOD CONTROL DISTRICT ACCEPT THE PRESENTATION ON THE PROPOSED CENTENNIAL PARKWAY CHANNEL WEST – US95, CC215 TO GRAND TETON – LAS23117 (FOR POSSIBLE ACTION)


FISCAL IMPACT: None by this action

BACKGROUND:

Centennial Parkway Channel West – US95, CC 215 to Grand Teton is described in the 2013 Master Plan Update as Facility Number CNWE 0325, CN95 0000, 0068, 0102 and 0167. It is further identified in the Regional Flood Control District’s Ten-Year Construction Program with construction scheduled to begin in FY 2017-18. The proposed improvements include approximately 1.1 miles of 20’ x 7’ RCB, 400-feet of 20’ x 9’ rectangular open channel, 3650-feet of 16’ x 7’ RCB, 400- feet of 15’ x 9’ RCB and associated collection facilities along US95 from CC215 to Grand Teton Drive. This facility will be constructed by Nevada Department of Transportation (NDOT) as a part of US95NW Phase 2B Project. The City of Las Vegas will enter into an agreement with NDOT for the payment of this facility. Combining this facility with the overall road project will result in cost savings and will benefit the traveling public by limiting the time the roadway is under construction.

Representatives from the City of Las Vegas will be available to respond to any questions following the brief presentation.

Respectfully submitted,



David N. Bowers, Director
Department of Public Works

TAC AGENDA ITEM # 11a Date: 02/23/17	RFCD AGENDA ITEM # Date: 03/09/17
CAC AGENDA ITEM # 11a Date: 02/27/17	

Regional Flood Control District
AGENDA ITEM DEVELOPMENT

Staff Discussion:

Date: 02/13/17

**CENTENNIAL PARKWAY CHANNEL WEST – US95, DURANGO TO GRAND TETON
PROJECT PRESENTATION – LAS23I17**

Centennial Parkway Channel West – US95, CC 215 to Grand Teton is described in the 2013 Master Plan Update as Facility Number CNWE 0325, CN95 0000, 0068, 0102 and 0167. It is further identified in the Regional Flood Control District's Ten-Year Construction Program with construction scheduled to begin in FY 2017-18. The proposed improvements include approximately 1.1 miles of 20' x 7' RCB, 400-feet of 20' x 9' rectangular open channel, 3650-feet of 16' x 7' RCB, 400- feet of 15' x 9' RCB and associated collection facilities along US95 from CC215 to Grand Teton Drive. This facility will be constructed by Nevada Department of Transportation (NDOT) as a part of US95NW Phase 2B Project. The City of Las Vegas will enter into an agreement with NDOT for the payment of this facility. Combining this facility with the overall road project will result in cost savings and will benefit the traveling public by limiting the time the roadway is under construction. All necessary local, state and federal permits including environmental have been acquired.

Representatives from the City of Las Vegas will be available to respond to any questions following the brief presentation.

Staff Recommendation:

Accept the project presentation.

Discussion by Technical Advisory Committee:

AGENDA
#11a Date: 02/23/17

Recommendation:

Discussion by Citizens Advisory Committee:

AGENDA
#11a Date: 02/27/17

Recommendation:



February 23, 2017

Steven C. Parrish, P.E.
General Manager/Chief Engineer
Clark County Regional Flood Control District
600 South Grand Central Parkway, Suite 300
Las Vegas, NV 89106-5411

**LAS VEGAS
CITY COUNCIL**

Carolyn G. Goodman
Mayor

Steven D. Ross
Mayor Pro Tem

Lois Tarkanian
Ricki Y. Barlow
Stavros S. Anthony
Bob Coffin
Bob Beers

Elizabeth N. Fretwell
City Manager

**DEPARTMENT OF
PUBLIC WORKS**

David N. Bowers
Director

RE: Centennial Parkway Channel West – US95, CC215 to Grand Teton

Dear Mr. Parrish:

The City of Las Vegas is pleased to present this project to the Technical Advisory Committee, Citizens Advisory Committee and the District’s Board for approval. The design plans and specifications for the above referenced project are now over 90% complete and have been submitted to the District. The following information is being submitted to comply with the requirements set forth by NRS 543.580:

Project History and Project Description: The Centennial Parkway Channel West – US95, CC 215 to Grand Teton is described in the 2013 Master Plan Update as Facility Number CNWE 0325, CN95 0000, 0068, 0102 and 0167. It is further identified in the Regional Flood Control District’s Ten-Year Construction Program with construction scheduled to begin in FY 2017-18. The proposed improvements include approximately 1.1 miles of 20’ x 7’ RCB, 400-feet of 20’ x 9’ rectangular open channel, 3650-feet of 16’ x 7’ RCB, 400- feet of 15’ x 9’ RCB and associated collection facilities along US95 from CC215 to Grand Teton Drive. This facility will be constructed by Nevada Department of Transportation (NDOT) as a part of US95NW Phase 2B Project. The City of Las Vegas will enter into an agreement with NDOT for the payment of this facility. Combining this facility with the overall road project will result in cost savings and will benefit the traveling public by limiting the time the roadway is under construction. The improvements shall be funded through DISTRICT funds as herein described. This project is further identified and shown on the attached Exhibit “A”.

Project Cost: A detailed cost estimate for construction is attached as “Exhibit B”. Project costs are estimated to be:

Design Engineering	\$ 2,234,702
Environmental Mitigation	\$ 6,000
Right-of-Way	\$ 6,000
Construction	\$ 25,861,554
Construction Management	\$ 1,810,309
Nevada Department of Transportation	\$ 46,300,000
Project Total =	\$ 76,218,565

Outside Funding Sources: There is a outside funding source included in the project.

**DEVELOPMENT
SERVICES CENTER**
333 NORTH RANCHO DRIVE
7TH FLOOR
LAS VEGAS, NV 89106
702.229.4532
TTY 711



Projected Construction Schedule: If funding were made available today, listed below are the estimated dates for construction of the project.

- Award of Bid Date: July 1, 2017
- Construction Start Date: September 1, 2017
- Project Duration: 24 months

Cash Flow Projections: Attached is a cash flow projection that estimates how funds will be drawn to pay the contractor.

Right-of-Way: The project will be constructed within an existing Public Right-of-Way.

Economic Benefit: Based on the report prepared by the District dated August 8, 2005 and accepted by the Board on September 8, 2005, the cost benefit ratio is determined to be 2.0 to 1.

Environmental Requirements: Environmental requirements were approved by FHWA as a part of US95 widening project in May 7, 2008.

Project Enhancements: None.

If you have any questions, please contact the undersigned at 229-1815.

Sincerely,



Oh-Sang Kwon, P.E.
Engineering Project Manager
Department of Public Works

Enclosures:

Cash Flow Projection
Project Map – “Exhibit A”
Detailed Cost Estimate – “Exhibit B”

cc: David Bowers, P.E. – CLV
Allen Pavelka, P.E. – CLV
Jeremy Leavitt, P.E. – CLV

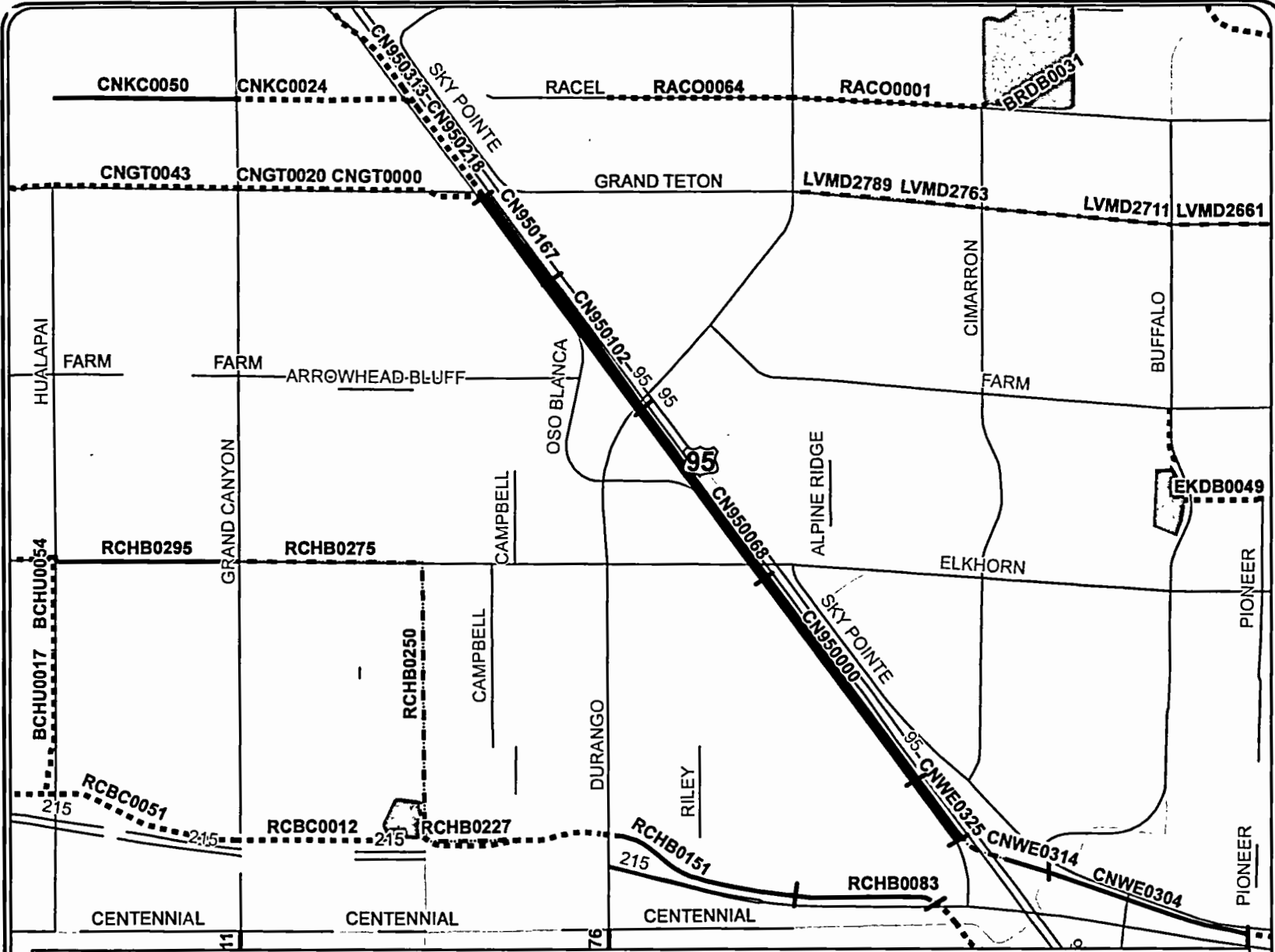
Clark County Regional Flood Control District Cash Flow Projection

Today's Date: 2/9/2017

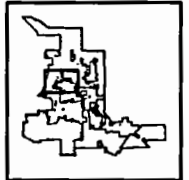
Project Number: LAS23I17
 Project Name: Centennial Parkway Channel West - US95, CC215 to Grand Teton
 Project Type: Storm Drain
 ILC Amount: \$27,671,863 Construction ONLY

Construction Schedule			
Milestone	Estimate	Revised	Actual
Award of Bid	7/1/2017		
CONS Start	9/1/2017		
CONS Complete	8/31/2019		
Project Duration	24 months		

Billing Month	Original Estimate		Actual Drawdowns		Variance		Revised Estimate	
	\$	%	\$	%	\$	%	\$	%
Sep-17	\$13,835,932	50%						
Oct-17								
Nov-17								
Dec-17								
Jan-18								
Feb-18								
Mar-18								
Apr-18								
May-18								
Jun-18								
Jul-18								
Aug-18								
Sep-18								
Oct-18								
Nov-18								
Dec-18								
Jan-19								
Feb-19								
Mar-19								
Apr-19								
May-19								
Jun-19								
Jul-19								
Aug-19	\$13,835,932	50%						
Total	\$27,671,863	100%						0.00%




- LEGEND**
- PROPOSED PROJECT LIMIT
 - PROPOSED REGIONAL STORM DRAIN FACILITY
 - EXISTING REGIONAL STORM DRAIN FACILITY
 - REGIONAL DETENTION BASIN



**EXHIBIT A
CENTENNIAL PKWY CHANNEL WEST - US95, CC215 TO GRAND TETON**

**JUNE 15
(LAS23117)**



CENTENNIAL PARKWAY CHANNEL WEST - US95
CC215 to Grand Teton
90% COMBINED QUANTITY ESTIMATE
February 9, 2017

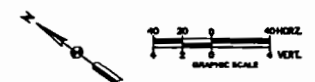
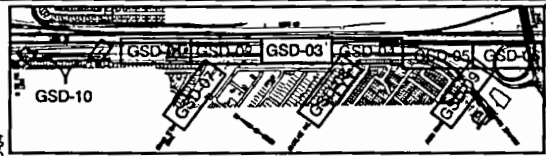
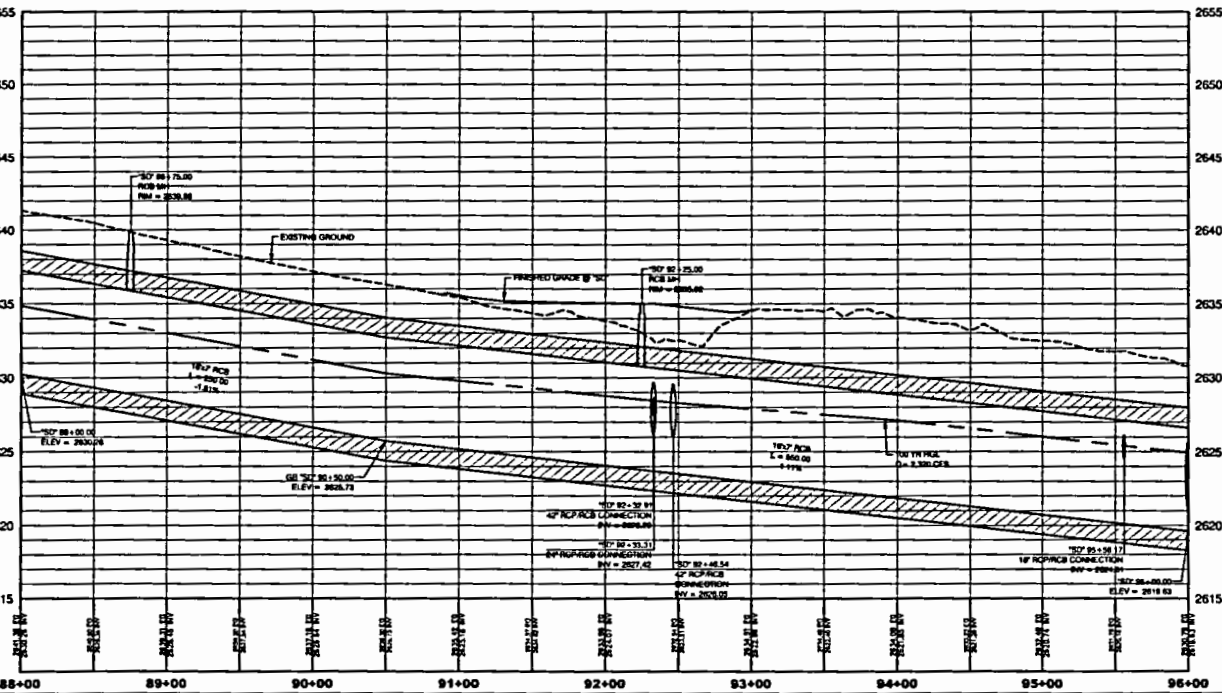

Item Number	Description	Unit	Unit Cost	Subtotal	
				Quantity	Bid Amount
2010120	CLEARING AND GRUBBING	ACRE	\$ 2,425 00	12 00	\$ 29,100 00
2020256	REMOVAL OF REINFORCED CONCRETE BOX CULVERT	LINEAR FOOT	\$ 90 00	225 00	\$ 20,250 00
2020280	REMOVAL OF PORTION OF REINFORCED CONCRETE BOX CULVERT	EACH	\$ 1,400 00	1 00	\$ 1,400 00
2020385	REMOVE CONCRETE CHANNEL	SQUARE FEET	\$ 150 00	7,227 00	\$ 1,084,050 00
2020400	REMOVAL OF CONCRETE BARRIER RAIL	LINEAR FOOT	\$ 15 00	723 00	\$ 10,845 00
2020450	REMOVE END SECTION	EACH	\$ 300 00	18 00	\$ 5,400 00
2020530	REMOVAL OF HEADWALL	EACH	\$ 1,200 00	16 00	\$ 19,200 00
2020595	REMOVAL OF CHAIN LINK FENCE	LINEAR FOOT	\$ 6 00	3,619 00	\$ 21,714 00
2020640	REMOVE RIPRAP	LUMP SUM	\$ 18,250 00	1 00	\$ 18,250 00
2020925	REMOVAL OF PULL BOX	EACH	\$ 450 00	3 00	\$ 1,350 00
2020965	REMOVAL OF BITUMINOUS SURFACE	SQUARE YARD	\$ 4 00	2,748 00	\$ 10,992 00
2021035	REMOVAL OF MANHOLE	EACH	\$ 500 00	4 00	\$ 2,000 00
2021040	REMOVE DROP INLET	EACH	\$ 500 00	2 00	\$ 1,000 00
2021140	REMOVAL OF SIGN	EACH	\$ 50 00	7 00	\$ 350 00
2021230	REMOVAL OF STORM DRAIN PIPE	LINEAR FOOT	\$ 10 00	1,286 00	\$ 12,860 00
2030140	ROADWAY EXCAVATION	CUBIC YARD	\$ 17 00	4,039 00	\$ 68,663 00
2030180	DRAINAGE EXCAVATION	CUBIC YARD	\$ 10 00	6,631 00	\$ 66,310 00
2030170	CHANNEL EXCAVATION	CUBIC YARD	\$ 10 00	182,853 00	\$ 1,828,530 00
2030690	GEOTEXTILE (CLASS 1)	SQUARE YARD	\$ 10 00	299 00	\$ 2,990 00
2060110	STRUCTURE EXCAVATION	CUBIC YARD	\$ 10 00	9,669 00	\$ 96,690 00
2070110	GRANULAR BACKFILL	CUBIC YARD	\$ 30 00	11,620 00	\$ 348,600 00
2070130	BACKFILL	CUBIC YARD	\$ 15 00	111,622 00	\$ 1,674,330 00
2070150	SLURRY CEMENT BACKFILL	CUBIC YARD	\$ 75 00	12,797 00	\$ 959,775 00
3020130	TYPE 1 CLASS B AGGREGATE BASE	ENGLISH TON	\$ 15 00	3,870 00	\$ 58,050 00
3020170	TYPE 2 CLASS A AGGREGATE BASE	ENGLISH TON	\$ 15 00	5,433 00	\$ 81,495 00
4020180	PLANTMIX SURFACING (TYPE 2)(WET)	ENGLISH TON	\$ 85 00	598 00	\$ 50,830 00
4020190	PLANTMIX SURFACING (TYPE 2C)(WET)	TON	\$ 85 00	1,600 00	\$ 136,000 00
4030110	PLANTMIX OPEN-GRADED SURFACING (3/8-INCH)(WET)	ENGLISH TON	\$ 105 00	339 00	\$ 35,595 00
5020180	CONCRETE BARRIER RAIL (TYPE A)	LINEAR FOOT	\$ 50 00	650 00	\$ 27,500 00
5020920	CLASS A CONCRETE, MODIFIED (MAJOR)	CUBIC YARD	\$ 450 00	21,440 00	\$ 9,648,000 00
5020930	CLASS A CONCRETE, MODIFIED (MINOR)	CUBIC YARD	\$ 1,200 00	173 00	\$ 207,600 00
5021280	8-FOOT X 8-FOOT PRECAST CONCRETE BOX CULVERT	LINEAR FOOT	\$ 800 00	1,633 00	\$ 1,306,400 00
5021518	16-FOOT X 7-FOOT PRECAST CONCRETE BOX CULVERT	LINEAR FOOT	\$ 1,100 00	678 00	\$ 735,800 00
5021520	20-FOOT X 7-FOOT PRECAST CONCRETE BOX CULVERT	LINEAR FOOT	\$ 1,250 00	375 00	\$ 468,750 00
5050100	REINFORCING STEEL	POUND	\$ 0 75	4,475,755 00	\$ 3,356,816 25
5060750	PEDESTRIAN RAIL, TYPE R	LINEAR FOOT	\$ 175 00	28 00	\$ 4,900 00
5060820	PEDESTRIAN RAIL, TYPE X	LINEAR FOOT	\$ 100 00	880 00	\$ 88,000 00
6030170	18-INCH REINFORCED CONCRETE PIPE, CLASS III	LINEAR FOOT	\$ 120 00	331 00	\$ 39,720 00
6030230	24-INCH REINFORCED CONCRETE PIPE, CLASS III	LINEAR FOOT	\$ 130 00	822 00	\$ 106,860 00
6030290	30-INCH REINFORCED CONCRETE PIPE, CLASS III	LINEAR FOOT	\$ 140 00	284 00	\$ 39,760 00
6030350	36-INCH REINFORCED CONCRETE PIPE, CLASS III	LINEAR FOOT	\$ 180 00	112 00	\$ 20,160 00
6030410	42-INCH REINFORCED CONCRETE PIPE, CLASS III	LINEAR FOOT	\$ 200 00	111 00	\$ 22,200 00
6030440	48-INCH REINFORCED CONCRETE PIPE, CLASS III	LINEAR FOOT	\$ 175 00	224 00	\$ 39,200 00
6030490	54-INCH REINFORCED CONCRETE PIPE, CLASS III	LINEAR FOOT	\$ 275 00	490 00	\$ 134,750 00
6030510	60-INCH REINFORCED CONCRETE PIPE, CLASS III	LINEAR FOOT	\$ 350 00	44 00	\$ 15,400 00
6031050	24-INCH PRECAST END SECTION	EACH	\$ 1,200 00	2 00	\$ 2,400 00
6031070	30-INCH PRECAST END SECTION	EACH	\$ 1,500 00	1 00	\$ 1,500 00
6090360	SPECIAL MANHOLE (RCB)	EACH	\$ 2,500 00	28 00	\$ 70,000 00
6090380	TYPE 1 MANHOLE (MODIFIED)	EACH	\$ 5,500 00	3 00	\$ 16,500 00
6090390	TYPE 2 MANHOLE (MODIFIED)	EACH	\$ 9,000 00	2 00	\$ 18,000 00
6090400	TYPE 4 MANHOLE	EACH	\$ 10,000 00	6 00	\$ 60,000 00
6090470	BRICK AND MORTAR PLUG	EACH	\$ 100 00	8 00	\$ 800 00
6090530	CUT & PLUG STORM DRAIN	EACH	\$ 250 00	4 00	\$ 1,000 00
6091030	CASTINGS	POUND	\$ 4 50	41,550 00	\$ 186,975 00
6091040	STRUCTURAL STEEL GRATES	POUND	\$ 5 00	13,794 00	\$ 68,970 00
6091160	48-INCH PRECAST REINFORCED CONCRETE MANHOLE, TYPE 1	EACH	\$ 2,500 00	3 00	\$ 7,500 00
6031410	ABANDON STORM DRAIN PIPE	LINEAR FOOT	\$ 30 00	89 00	\$ 2,670 00
609 TBD(1)	ABANDON REINFORCED CONCRETE BOX	LINEAR FOOT	\$ 150 00	640 00	\$ 81,000 00
6100190	RIPRAP (CLASS 300)	CUBIC YARD	\$ 50 00	198 00	\$ 9,900 00
6100470	RIPRAP BEDDING (CLASS 300)	CUBIC YARD	\$ 40 00	67 00	\$ 2,680 00
6181200	72-INCH CHAIN-LINK FENCE	LINEAR FOOT	\$ 15 00	3,216 00	\$ 48,240 00
6230230	NO. 5 PULL BOX	EACH	\$ 275 00	3 00	\$ 825 00
6231370	REMOVAL OF CONDUIT AND CONDUCTORS	LUMP SUM	\$ 13,500 00	1 00	\$ 13,500 00
6231435	REMOVE AND RESET CABINET	EACH	\$ 3,000 00	1 00	\$ 3,000 00
6231470	REMOVE AND RESET PULL BOX	EACH	\$ 1,200 00	1 00	\$ 1,200 00
6231805	2-INCH CONDUIT	LINEAR FOOT	\$ 10 00	64 00	\$ 640 00
6231820	3-INCH CONDUIT	LINEAR FOOT	\$ 15 00	149 00	\$ 2,235 00
6270190	PERMANENT SIGNS (GROUND MOUNTED) (METAL SUPPORTS)	SQUARE FEET	\$ 60 00	27 00	\$ 1,350 00
6280120	MOBILIZATION	LUMP SUM	\$ 1,172,860 00	1 00	\$ 1,172,860 00
6320930	EPOXY PAVEMENT STRIPING (8-INCH SOLID WHITE)	LINEAR FOOT	\$ 1 00	400 00	\$ 400 00
6321020	EPOXY PAVEMENT STRIPING (8-INCH SOLID YELLOW)	LINEAR FOOT	\$ 1 00	400 00	\$ 400 00
6321160	POLYUREA PAVEMENT STRIPING (SOLID WHITE)	LINEAR FOOT	\$ 1 00	654 00	\$ 654 00
6321230	POLYUREA PAVEMENT STRIPING (BROKEN YELLOW)	LINEAR FOOT	\$ 1 00	50 00	\$ 50 00
6321250	POLYUREA PAVEMENT STRIPING (SOLID YELLOW)	LINEAR FOOT	\$ 1 00	7 00	\$ 7 00
6321300	POLYUREA PAVEMENT STRIPING (DOUBLE SOLID YELLOW)	LINEAR FOOT	\$ 1 50	400 00	\$ 600 00
6370130	WATER POLLUTION CONTROL PLAN	LUMP SUM	\$ 8,000 00	1 00	\$ 8,000 00
6370190	DUST CONTROL	LUMP SUM	\$ 40,000 00	1 00	\$ 40,000 00
				SUBTOTAL	\$ 24,630,051.25

5% Contingency \$ 1,231,502.56

Total \$ 25,861,553.81

Construction Management \$ 1,810,308.77

Total \$ 27,671,862.58



CONSTRUCTION NOTES

- 1. 18" 88+00.00 TO 90+00.00
CONSTRUCT 18" RCP
(SEE SHEET GSD-09)
- 2. 18" 89+75.00
CONSTRUCT RCP MANHOLE, 8.00' LT
(COVER ELEV= 2638.80', H = 3.08').
(SEE SHEET GSD-09)
- 3. 18" 90+25.00
CONSTRUCT RCP MANHOLE, 8.00' LT
(COVER ELEV= 2635.00', H = 4.30').
(SEE SHEET GSD-09)
- 4. 18" 90+33.33
INSTALL 42" X 24" RCP FROM "90" 90+33.33, 25.00' RT
(L= 2631.30') TO "90" 90+33.33, 8.00' RT (L= 2636.30').
CONSTRUCT 42" RCP CONNECTION, 8.00' RT.
(SEE SHEET GSD-04 AND GSD-09)
- 5. 18" 90+35.31
INSTALL 42" X 24" RCP FROM "90" 90+35.31, 25.00' RT
(L= 2631.17') TO "90" 90+35.31, 8.00' RT (L= 2636.05').
CONSTRUCT 42" RCP CONNECTION, 8.00' RT.
(SEE SHEET GSD-04 AND GSD-09)
- 6. 18" 90+48.54
CONSTRUCT TYPE 2 DROP INLET WITH CONCRETE APRON, 26.40' LT
(GRADE ELEV= 2632.11', INV ELEV= 2638.51', H = 4.30').
INSTALL 54" X 24" RCP FROM "90" 90+33.33, 26.40' LT
(L= 2628.03') TO "90" 90+48.54, 8.00' RT (L= 2637.42').
CONSTRUCT 54" RCP CONNECTION, 8.00' RT.
(SEE SHEET GSD-03 AND GSD-09)
- 7. SEE HOOT PLANS
- 8. SEE SHEET GSD-09 FOR GLOWRAVE
AVERAGE IMPROVEMENTS

APPROVED FOR CONSTRUCTION
 LAS VEGAS VALLEY WATER DISTRICT ENGINEERING SERVICES MANAGER
 DATE PROJECT # XXXX

CALL BEFORE CONSTRUCTION
 BEFORE YOU DIG: 811 OR 888-288-4888
 BEFORE YOU CONSTRUCT: CLARK COUNTY TYPING SERVICE, CITY OF LAS VEGAS, I.E.F.A.
 BEFORE YOU CONSTRUCT: NO BARRIER

PREPARED BY: Louis Berger
 DATE: 1/17/2017
 SUBMITTAL TYPE: PRELIMINARY
 90% - PRELIMINARY

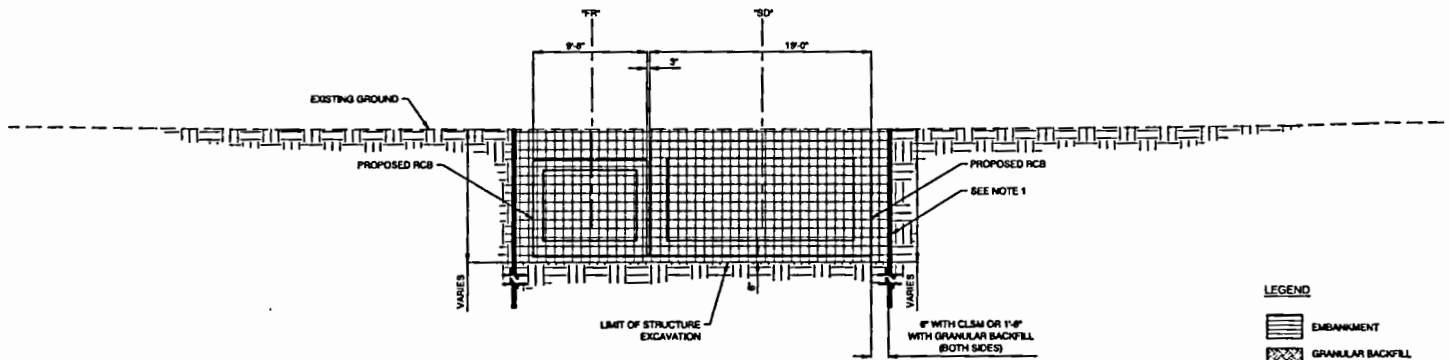
PREPARED FOR:
CITY OF LAS VEGAS
 90% SUBMISSION
 DATE: 1/17/2017
 SUBMITTAL TYPE: PRELIMINARY

TITLE
 STORM DRAIN PLAN AND PROFILE
 "SD" 88+00.00 TO "SD" 96+00.00
 SHEET

CHANNEL WEST
 CENTENNIAL PARKWAY

90% SUBMISSION
 1/17/2017
 NOT FOR CONSTRUCTION

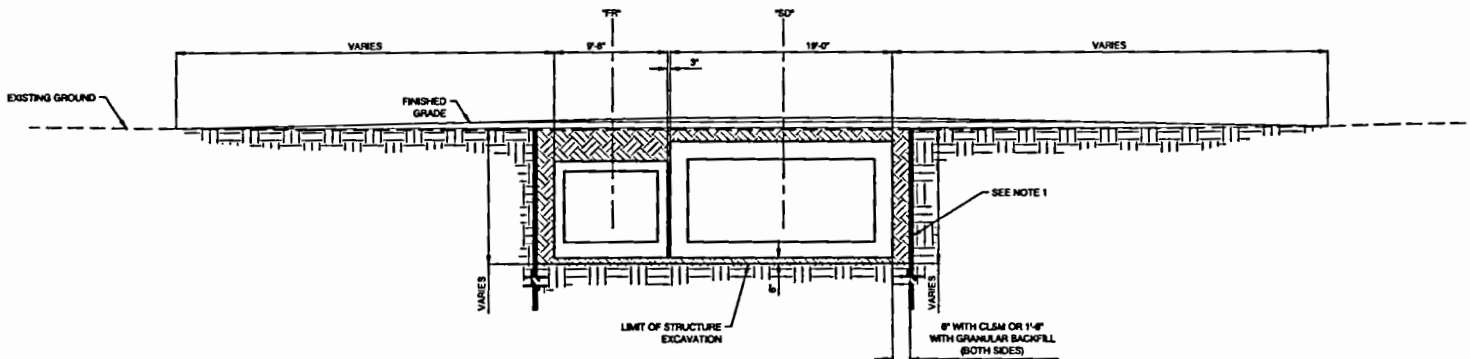
SHEET
GSD-03
 08 OF 47
 XXX-XXXX



1 "SD"/"FR" RCBS AS CONSTRUCTED SECTION
GDT-04 NTS

- LEGEND**
- EMBANKMENT
 - GRANULAR BACKFILL (COMPACTED TO 95%)
 - NATIVE MATERIAL (COMPACTED TO 90%)
 - STRUCTURE EXCAVATION

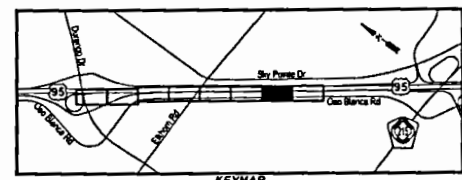
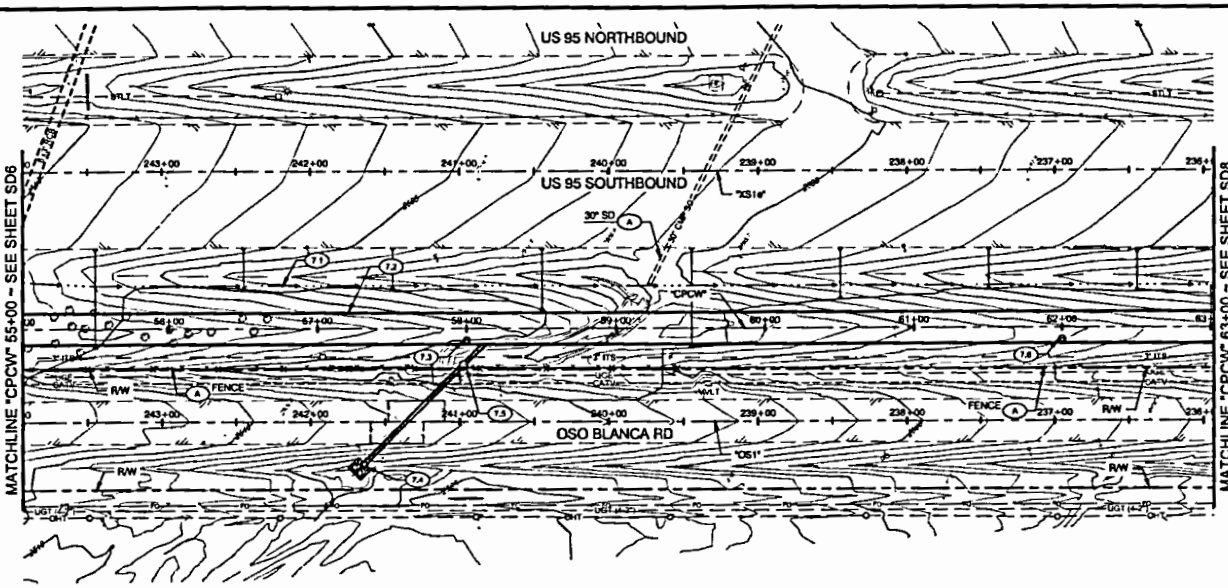
NOTE
1. TRENCH WALLS SHALL BE APPROPRIATELY SHORED PER OSHA REQUIREMENTS



2 "SD"/"FR" RCBS TYPICAL SECTION OF IMPROVEMENT
GDT-04 NTS

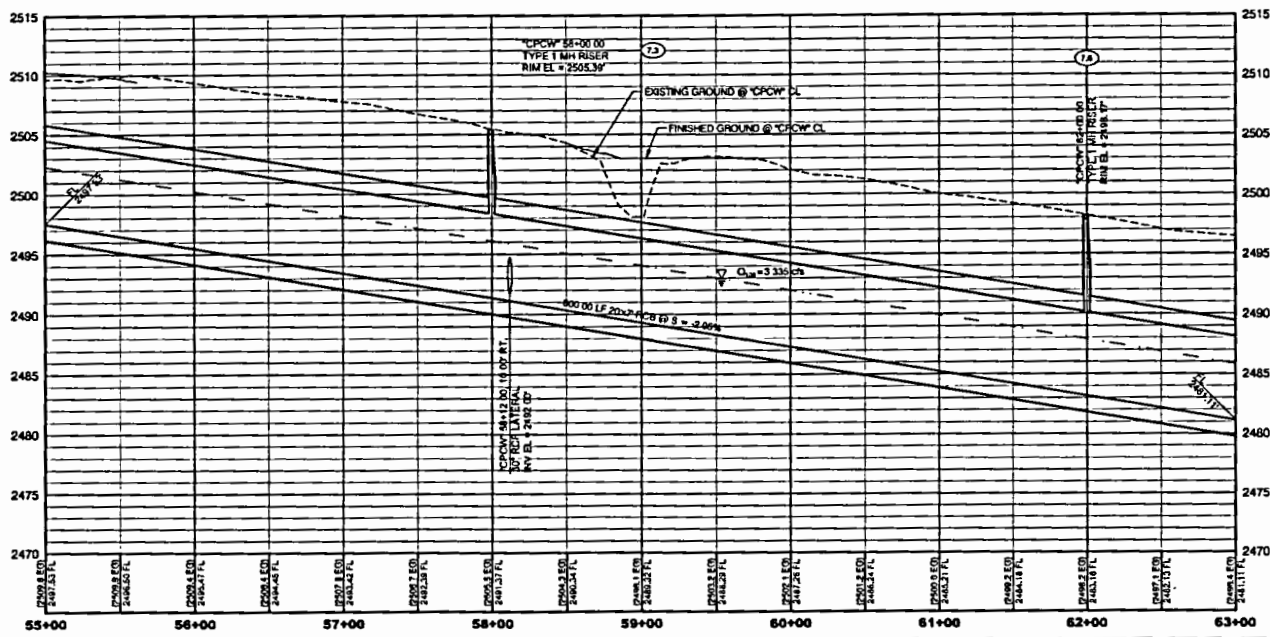
14-000007 - CIVIL/STRUCTURE/ROADWAY/PAVEMENT/CHANNEL/IMPROVEMENT/SECTION/1/18-000000

PREPARED BY Louis Berger <small>464 East 10th Street, Suite 110 Las Vegas, NV 89101</small>							
PREPARED FOR CITY OF LAS VEGAS							
NO. XXXXX	NO. 00000	DESIGNED BY: LJM	CHECKED BY: JAO	DATE: 1/17/2017	DRAWN BY: FAE	NO. 1 - PRELIMINARY	NO. DATE
TYPICAL DETAILS				CENTENNIAL PARKWAY CHANNEL WEST			
SHEET GDT-04 26 OF 47 <small>ISSUED FOR 1000-0000</small>							
90% SUBMISSION 1/17/2017 NOT FOR CONSTRUCTION							



CONSTRUCTION NOTES

- (A) PROTECT IN PLACE
- (7.1) "CPCW" 55+00 CONSTRUCT V-DITCH FROM "CPCW" 55+00, 31' LT TO "CPCW" 63+00, 28' FT LT (LT SIDE SLOPE = 10:1, RT SIDE SLOPE = 8:1, H=2.0' (UE = 2507.47, LE = 2491.48))
- (7.2) "CPCW" 55+00 INSTALL 20"x7" x 800 LF RCB CPCW 55+00.00 TO "CPCW" 63+00.00 (SEE DETAILS ON SHEET 5A)
- (7.3) "CPCW" 58+00 CONSTRUCT TYPE 1 MANHOLE RISER, 8.75' RT (COVER EL. = 2505.36', H = 8' 0") CONNECT TO RCB (SEE DETAILS ON SHEET 5T)
- (7.4) "CPCW" 57+30 INSTALL 30"x36" SE RCP FROM "CPCW" 57+30.0, 9' 0' RT (UE=2503.00) TO "CPCW" 57+98.0, 23' 8" RT (UE = 2500.00) INSTALL PRECAST END SECTIONS RT. INSTALL CLASS 300 REPAIR APPROX RT. CONNECT TO TYPE 1 MODIFIED MANHOLE AT "CPCW" 57+98.0, 23.8 RT (SEE PROFILE ON SHEET 5D11)
- (7.5) "CPCW" 57+98 CONSTRUCT TYPE 3 MODIFIED MANHOLE, 30.0' LT (COVER EL. = 2504.82, H=11.8') INSTALL 30"x18" 66' RCP (UE = 2493.00, LIE = 2482.00) CONNECT TO 20"x7" RCB AT "CPCW" 59+12.0, 10' 0' RT (SEE PROFILE ON SHEET 5D11)
- (7.6) "CPCW" 62+00 CONSTRUCT TYPE 1 MANHOLE RISER, 8.75' RT (COVER EL. = 2498.17, H = 6' 0") CONNECT TO RCB (SEE DETAILS ON SHEET 5T)



FOR REMOVAL PLAN
SEE SHEET RP7

FOR ROADWAY & UTILITY PLAN
SEE SHEET RD7

FOR GRADING PLAN
SEE SHEET GR7

FOR STRIPING & SIGNING PLAN
SEE SHEET ST7

CALL BEFORE CONSTRUCTION		
BEFORE YOU DIG	800-NORTH	811 OR 888-877-8889
BEFORE YOU UNDERGROUND	P.A.S.T.	702-462-4262
	CLARK COUNTY TRAFFIC CONTROL	702-462-8111
	CITY OF LAS VEGAS P.E. & E.	702-462-8211
BEFORE YOU OVERHEAD	MY EMPLOYER	702-827-8889

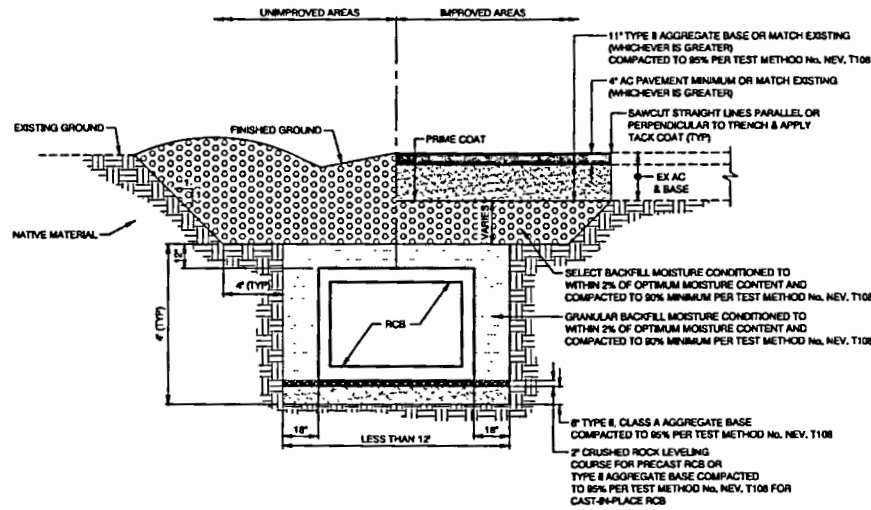
PREPARED BY: **Ch2m**
 2485 VILLAGE VIEW DRIVE, SUITE 350
 HENDERSON, NEVADA 89074
 PHONE: 702-388-6175
 FAX: 702-388-1107

REVISIONS

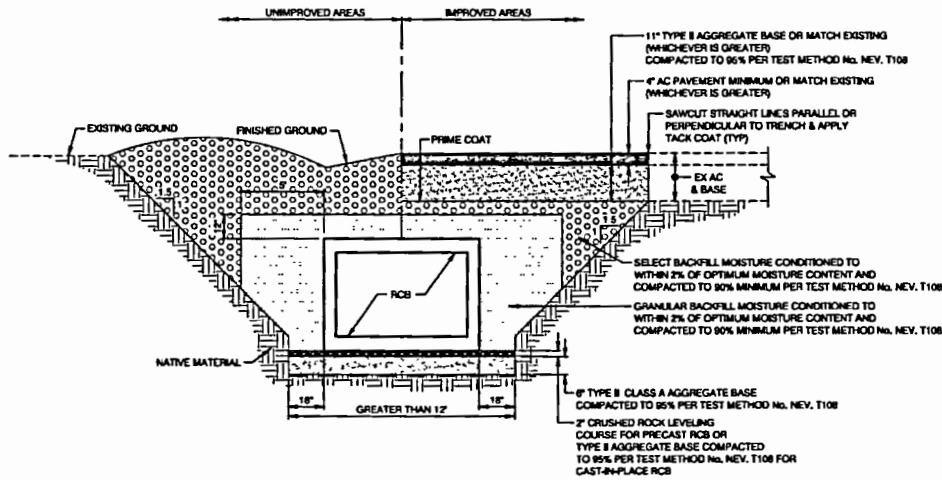
NO.	DATE	DESCRIPTION
1		
2		
3		
4		

PREPARED FOR: **CITY OF LAS VEGAS**
 PROJECT: **CENTENNIAL PARKWAY CHANNEL WEST US95, 215 TO DURANGO**
 SHEET: **SD7**
 OF: **107V6574**

DESIGNED BY: []
 DRAWN BY: []
 CHECKED BY: []
 DATE: []
 SCALE: []



(A) RCB TRENCH (LESS THAN 12')
NOT TO SCALE



(B) RCB TRENCH (GREATER THAN 12')
NOT TO SCALE

CALL BEFORE CONSTRUCTION		
BEFORE YOU DIG	800-NOT-1	811 OR 888-871-2260
BEFORE YOU UNDERGROUND	CLARK COUNTY TRAFFIC CONTROL	702-498-2888
BEFORE YOU OVERHEAD	BY ENERGY	702-597-2888

NO.	DATE	REVISIONS
1		
2		
3		
4		
5		
6		
7		
8		
9		
10		

PREPARED BY: **ch2m**
 2485 VILLAGE VIEW DRIVE, SUITE 300
 HENDERSON, NEVADA 89074
 PHONE 702-388-8175
 FAX 702-388-1107

PREPARED FOR: **CITY OF LAS VEGAS**
 No. 80977
 DATE: November 14, 2013
 SUBMITTAL STAGE: PRELIMINARY
 90% - PRELIMINARY

DESIGNED BY: A. MAHAN
 DRAWN BY: B. MAHAN
 CHECKED BY: J. SMITH

TITLE: **CENTENNIAL PARKWAY CHANNEL WEST US95, 215 TO DURANGO**
 SHEET: **RCB TYPICAL TRENCH SECTIONS**

DT5
 OF
 107V6574

CLARK COUNTY
REGIONAL FLOOD CONTROL DISTRICT
AGENDA ITEM

SUBJECT: CENTENNIAL PARKWAY CHANNEL WEST – US95, CC215 TO GRAND TETON
PETITIONER: DAVID N. BOWERS, DIRECTOR CITY OF LAS VEGAS PUBLIC WORKS
RECOMMENDATION OF PETITIONER: IT IS RECOMMENDED THAT THE CLARK COUNTY REGIONAL FLOOD CONTROL DISTRICT APPROVE THE INTERLOCAL CONTRACT FOR CONSTRUCTION AND CONSTRUCTION MANAGEMENT FOR THE CENTENNIAL PARKWAY CHANNEL WEST – US95, CC215 TO GRAND TETON – LAS23I17 (FOR POSSIBLE ACTION)

FISCAL IMPACT:

Construction Management	\$ 1,810,309
Construction	\$ 25,861,554
Total	\$ 27,671,863

BACKGROUND:

Centennial Parkway Channel West – US95, CC 215 to Grand Teton is described in the 2013 Master Plan Update as Facility Number CNWE 0325, CN95 0000, 0068, 0102 and 0167. It is further identified in the Regional Flood Control District's Ten-Year Construction Program with construction scheduled to begin in FY 2017-18. The proposed improvements include approximately 1.1 miles of 20' x 7' RCB, 400-feet of 20' x 9' rectangular open channel, 3650-feet of 16' x 7' RCB, 400- feet of 15' x 9' RCB and associated collection facilities along US95 from CC215 to Grand Teton Drive. This facility will be constructed by Nevada Department of Transportation (NDOT) as a part of US95NW Phase 2B Project. The City of Las Vegas will enter into an agreement with NDOT for the payment of this facility. Combining this facility with the overall road project will result in cost savings and will benefit the traveling public by limiting the time the roadway is under construction. All necessary local, state and federal permits including environmental have been acquired.

Respectfully submitted,



David N. Bowers, Director
Department of Public Works

TAC AGENDA ITEM #11b Date: 02/23/17	RFCD AGENDA ITEM # Date: 03/09/17
CAC AGENDA ITEM #11b Date: 02/27/17	

Regional Flood Control District
AGENDA ITEM DEVELOPMENT

Staff Discussion:

Date: 02/13/17

**CENTENNIAL PARKWAY CHANNEL WEST – US95, CC215 TO GRAND TETON
INTERLOCAL CONTRACT – LAS23I17**

The City of Las Vegas has submitted a request to approve an interlocal contract in the amount of \$27,671,863 for construction and construction engineering of the Centennial Parkway Channel West – US95, CC215 to Grand Teton project.

Centennial Parkway Channel West – US95, CC-215 to Grand Teton is described in the 2013 Master Plan Update as Facility Number CNWE 0325, CN95 0000, 0068, 0102 and 0167. It is further identified in the Regional Flood Control District’s Ten-Year Construction Program with construction scheduled to begin in FY 2017-18. The proposed improvements include approximately 1.1 miles of 20’ x 7’ RCB, 400-feet of 20’ x 9’ rectangular open channel, 3650-feet of 16’ x 7’ RCB, 400- feet of 15’ x 9’ RCB and associated collection facilities along US95 from CC215 to Grand Teton Drive. This facility will be constructed by Nevada Department of Transportation (NDOT) as a part of US95NW Phase 2B Project. The City of Las Vegas will enter into an agreement with NDOT for the payment of this facility. Combining this facility with the overall road project will result in cost savings and will benefit the traveling public by limiting the time the roadway is under construction. All necessary local, state and federal permits including environmental have been acquired.

With the total project construction cost of \$27.7 million, approximately 329 jobs will be created or sustained with this project. District funding will be provided as follows:

Construction	\$25,861,554
Construction Engineering	\$ 1,810,309
Total ILC Value	\$27,671,863

This project is included in Year 2 of the Ten Year Construction Program. The District Attorney has reviewed the contract.

Staff Recommendation:

Approve subject to approval of the Ten Year Construction Program Amendment item on this agenda.

Discussion by Technical Advisory Committee:

AGENDA
#11b Date: 02/23/17

Recommendation:

Discussion by Citizens Advisory Committee:

AGENDA
#11b Date: 02/27/17

Recommendation:

022317 LAS23I-ilc-aid

**INTERLOCAL CONTRACT
CENTENNIAL PARKWAY CHANNEL WEST –
US95, CC215 TO GRAND TETON**

THIS INTERLOCAL CONTRACT made and entered into as of the ____ day of _____, 2017 by and between the Clark County Regional Flood Control District, hereinafter referred to as “DISTRICT”, and the City of Las Vegas hereinafter referred to as “CITY”.

W I T N E S S E T H

WHEREAS, pursuant to Chapter 543 of the Nevada Revised Statutes, the DISTRICT may approve a project to design and construct flood control improvements, and;

WHEREAS, the flood control improvements proposed herein are the same as those generally identified in the 2013 Master Plan Update as Facility Number CNWE 0325, CN95 0000, 0068, 0102 and 0167, hereinafter referred to as “PROJECT”; and

WHEREAS, the PROJECT is identified and shown on the attached Exhibit “A”; and

WHEREAS, the PROJECT has been approved by the DISTRICT on its Ten Year Construction Program; and

WHEREAS, the City of Las Vegas desires to enter into an Interlocal Agreement with the Nevada Department of Transportation (NDOT) to pay NDOT fifth percent (50%) of the bid price associated with the PROJECT within forty-five (45) days after receipt of invoice. The PROJECT will be constructed in conjunction with NDOT’s US-95 Northwest Corridor Improvements project, Phase 2B from CC215 to Kyle Canyon Road.

WHEREAS, the PROJECT has regional flood control significance and is located in the same hydrographic area as the Las Vegas Valley.

NOW, THEREFORE, in consideration of the covenants, conditions, contracts, and promises of the parties hereto, the DISTRICT and the CITY agree to the following:

SECTION I - SCOPE OF THE PROJECT

This INTERLOCAL CONTRACT applies to construction and construction management associated with the Centennial Parkway Channel West – US95, CC215 to Grand Teton. The basic improvements shall consist of flood water facilities including pipes, channels, dikes, energy dissipators, channel structures, channel access and other appurtenances as may be necessary to control floodwaters. The improvements shall be funded through

DISTRICT funds as herein described. This project is further identified and shown on the attached Exhibit "A".

SECTION II - PROJECTS COSTS

The DISTRICT agrees to fund project costs within the limits specified below:

1. Construction Management at a cost not to exceed \$1,810,309.
2. Construction at a cost not to exceed \$25,861,554.
3. The total cost of the contract shall not exceed \$27,671,863 which includes all of the items described in the paragraphs above.
4. If at any time during the term of this Contract the entity determines that a portion of the funds provided pursuant to this Contract, will not be needed for the project, then the entity will notify the District in writing of the amount of funds that are not anticipated to be used for the project. Upon receipt of said notification the District's obligation to pay the maximum amount set forth herein will automatically be reduced by the amount specified in the notification.
5. A written request must be made to the DISTRICT and approved by the Board to reallocate funds between phases of the project. No other approval by the Lead Entity is required.
6. A written request must be made to the DISTRICT and a Supplemental Interlocal Contract approved by the Board to increase the total cost of the contract noted above prior to payment of any additional funds.

SECTION III - GENERAL

1. The Clark County Regional Flood Control District shall be shown on the title sheet of both the plans and specifications as the funding agency.
2. The CITY will use its best efforts to award the bid for this project by July 01, 2017. Prior to submission of the first payment request, the Entity will submit to the DISTRICT a construction schedule and cash flow projection. The CITY will take all reasonable steps possible to avoid delays in the construction of DISTRICT funded projects. Project delays more than four months, as measured from the award date, may be subject to a formal review by both the Technical Advisory Committee and the District Board of Directors. At the review, the CITY will have an opportunity to present information relative to the delays, measures taken to avoid the delays and the likelihood of those delays continuing. The Board will make a determination, in view of the delays and limited available funding, whether project funding should continue. In the case that the Board

chooses to discontinue funding, the Board may cancel any Interlocal Contract(s) associated with the project and discontinue funding for the remainder of the project. Funding already spent or appropriated by the CITY will not be required to be refunded to the DISTRICT. Project funding can be reconsidered at any time when the CITY can demonstrate that the project can proceed on an acceptable schedule.

3. The CITY will comply with the Local Purchasing Act, Chapter 332 and Public Works Projects, Chapter 338, of the Nevada Revised Statutes.
4. The CITY, its employees and representatives shall at all times comply with all applicable laws, ordinances, statutes, rules and regulations in effect at the time work is performed on the PROJECT.
5. The CITY will require appropriate financial security for the construction of the PROJECT.
6. The CITY will require that the DISTRICT shall be named as an additional insured on all insurance policies required for construction of the project.
7. The CITY shall provide all impacted entities and the DISTRICT with the opportunity to provide the CITY with input relative to the following processes: scope of services development; consultant selection; design, construction and maintenance review; and monitoring of the effectiveness and impacts of facilities on flood flows.
8. Applicable portions of the current editions of the Policies and Procedures, the Hydrologic Criteria and Drainage Design Manual and the Uniform Regulations for the Control of Drainage adopted by the DISTRICT will apply in developing this PROJECT unless specifically superseded by this CONTRACT.
9. Purchases of right-of-way in excess of that actually needed for construction will not be allowed unless a comparison between the cost of excess acquisition and needed acquisition, including damages, indicates that benefits from such a transaction would result. Title to residual property will be vested in the name of the CITY. Revenues derived from the sale of these properties, less the cost of the sale of these properties, will be forwarded to the DISTRICT.
10. Administrative settlements and acceptance of counter offers involving right-of-way may only be made following a review and approval by the DISTRICT.
11. The DISTRICT agrees to reimburse the City of Las Vegas for construction costs up to fifty percent (50%) of the bid price in an amount not to exceed \$12,914,000 associated with the construction of the facility within thirty (30) days after receipt of invoice. The remaining fifth percent (50%) of construction costs will be

reimbursed to the City of Las Vegas upon substantial completion of the project based on actual facility costs in an amount not to exceed \$12,914,000.

The DISTRICT will pay the CITY, or make payment directly to its its consultant, each month for construction management costs as outlined in SECTION II.1 – PROJECT COSTS.

12. Accurate documentation of all work performed and payments made will be maintained by the CITY for a period of three (3) years in hard copy form after final PROJECT approval and payment. Following the three-year period, the CITY shall keep records for permanent storage in original form, in microfilm/fiche media or an electronic format.
13. The DISTRICT reserves the right to review and/or audit all records pertaining to all projects both during and after PROJECT completion.
14. Up to the limits set forth in NRS Chapter 41, the CITY will indemnify and defend the DISTRICT against and from any and all claims and demands of whatsoever nature which arises out of allegations of negligence or misconduct of CITY officers, employees or agents, related to or under this Contract which results from injury to or death of any persons whomsoever, or against and from damage to or loss or destruction of property.
15. Any costs found to be improperly allocated to this PROJECT will be refunded by the CITY to the DISTRICT.
16. The items covered in SECTION II - PROJECT COSTS must be completed to the satisfaction of the DISTRICT prior to December 31, 2018. The DISTRICT may, at any time thereafter, grant extensions or terminate this Contract after thirty (30) days notice.

///

///

///

///

///

IN WITNESS WHEREOF, the Parties have caused this Interlocal Contract to be executed by their duly authorized representatives the day and year first above written.

Date of Council Action

Date of District Action

City of Las Vegas

Regional Flood Control District

By: _____
Carolyn G. Goodman, Mayor

By: _____
LAWRENCE L. BROWN, III,
Chairman

Attest

Attest

By: _____
LuAnn Holmes, MMC
City Clerk

By: _____
Deanna Hughes
Secretary to the Board

Approved as to Form

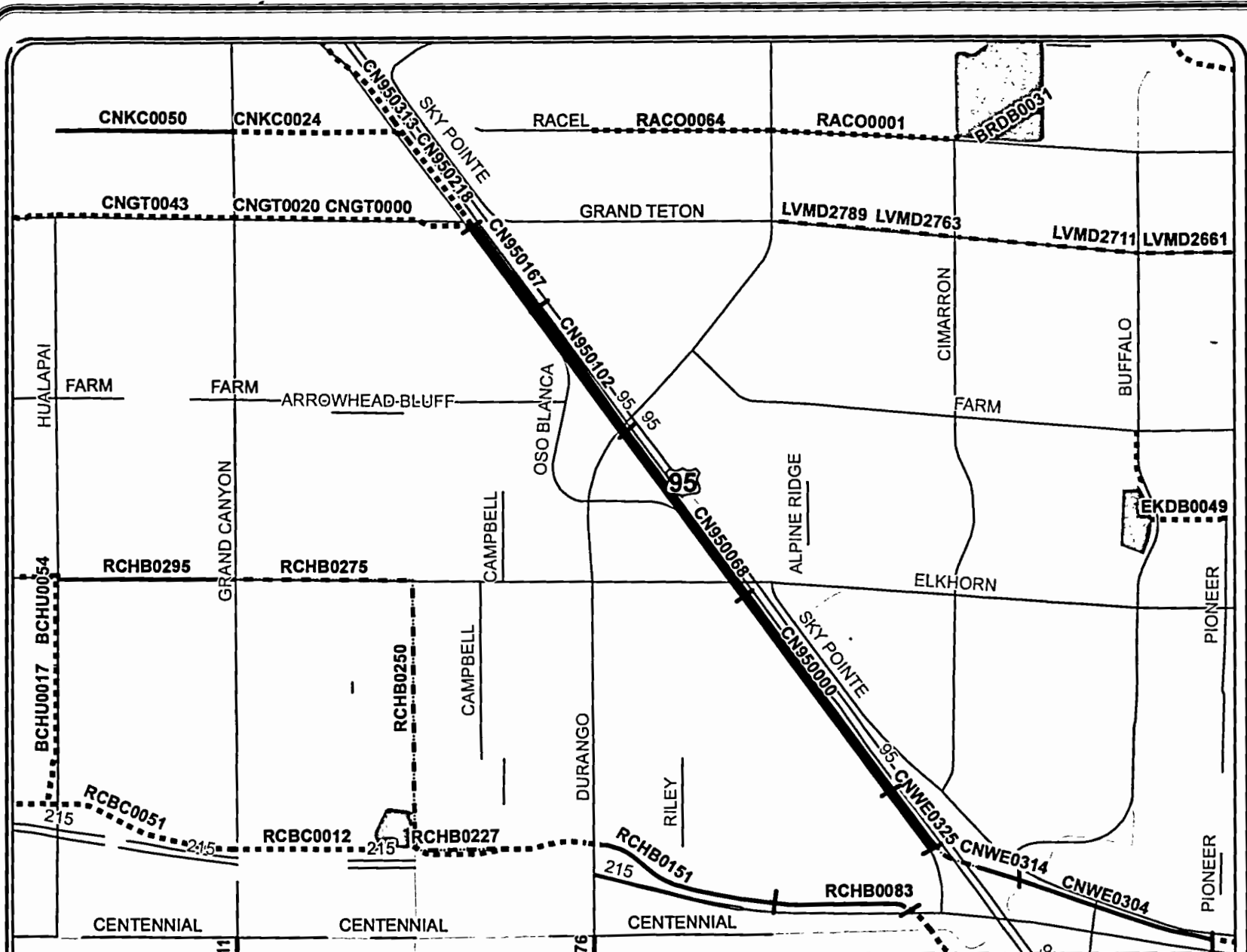
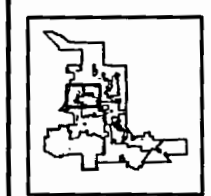
Approved as to Form

By: _____ Date
Deputy City Attorney

By: _____ Date
Christopher Figgins
Chief Deputy District Attorney

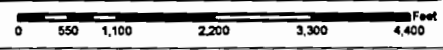


- LEGEND**
- PROPOSED PROJECT LIMIT
 - PROPOSED REGIONAL STORM DRAIN FACILITY
 - EXISTING REGIONAL STORM DRAIN FACILITY
 - REGIONAL DETENTION BASIN



**EXHIBIT A
CENTENNIAL PKWY CHANNEL WEST - US95, CC215 TO GRAND TETON**

**JUNE 15
(LAS23I17)**




12. **Comments By the General Public**

A period devoted to comments by the general public about matters relevant to the Regional Flood Control District Citizens Advisory Committee jurisdiction will be held. No vote may be taken on a matter not listed on the posted agenda. Comments will be limited to three minutes. Please step up to the speaker's podium, clearly state your name and address and please **spell** your last name for the record. If any member of the Regional Flood Control District Citizens Advisory Committee wishes to extend the length of a presentation, this will be done by the Chairman or the Regional Flood Control District Citizens Advisory Committee by majority vote. All comments by speakers should be relevant to the Regional Flood Control District Citizens Advisory Committee action and jurisdiction.

MEMORANDUM

STEVEN C. PARRISH, P.E.
GENERAL MANAGER/CHIEF ENGINEER



TO: TECHNICAL ADVISORY COMMITTEE

FROM: STEVEN C. PARRISH, P.E., GENERAL MANAGER/CHIEF ENGINEER *Steven C Parrish*

SUBJECT: LOCAL DRAINAGE PROGRAM REQUESTS DUE APRIL 14, 2017

DATE: FEBRUARY 23, 2017

Please be advised that requests for consideration of funding a local drainage project are due to the District by April 14, 2017 and the limit of District funding for FY 2017-18 is \$1,000,000. For reference, the local drainage policies are found in the District's Policies and Procedures Manual in Section VI.E.

SCP:dmh

C: Technical Advisory Committee (Alternates)
Larry Nelson, Chairman, Citizens Advisory Committee