


# REGIONAL FLOOD CONTROL DISTRICT



## NOTICE OF PUBLIC MEETING

### CLARK COUNTY REGIONAL FLOOD CONTROL DISTRICT BOARD OF DIRECTORS

AUGUST 11, 2016  
8:30 A.M.

CLARK COUNTY COMMISSION CHAMBERS  
500 SOUTH GRAND CENTRAL PARKWAY  
LAS VEGAS, NV 89155

#### \*\*FOR ADDITIONAL INFORMATION CONTACT:

DEANNA HUGHES, BOARD SECRETARY  
600 SOUTH GRAND CENTRAL PARKWAY, SUITE 300  
LAS VEGAS, NEVADA 89106  
(702) 685-0000

TT/TDD: Relay Nevada toll free (800) 326-6868

This meeting has been properly noticed and posted at the following locations:

Clark County Regional Flood Control District 600 South Grand Central Parkway Las Vegas, Nevada 89106	Clark County Regional Flood Control District Worldwide Website <a href="http://www.regionalflood.org">www.regionalflood.org</a>
Clark County Government Center 500 South Grand Central Parkway Las Vegas, Nevada 89155	City of Boulder City 401 California Boulder City, Nevada 89024
City of Henderson 240 Water Street Henderson, Nevada 89015	City of Las Vegas 495 S. Main Street Las Vegas, Nevada 89101
City of Mesquite 10 East Mesquite Boulevard Mesquite, Nevada 89027	City of North Las Vegas 2250 Las Vegas Boulevard North Ste. 800 North Las Vegas, Nevada 89030
The Notice, Agenda, and Agenda Full-Backup have been posted on the District's Website at <a href="http://www.regionalflood.org">www.regionalflood.org</a>	The Notice has been posted on the State of Nevada Public Notice Website at <a href="https://notice.nv.gov/">https://notice.nv.gov/</a>


By: Donna Davis

\*\*Supporting material available upon request.

1. **Comments By the General Public**

This is a period devoted to comments by the general public about items on **this** agenda. If you wish to speak to the Regional Flood Control District Board of Directors about items within its jurisdiction but not appearing on this agenda, you must wait until the “Comments By the General Public” period listed at the end of this agenda. Comments will be limited to three minutes. Please step up to the speaker’s podium, clearly state your name and address and please **spell** your last name for the record. If any member of the Regional Flood Control District Board of Directors wishes to extend the length of a presentation, this will be done by the Chairman, or the Regional Flood Control District Board of Directors by majority vote.

# REGIONAL FLOOD CONTROL DISTRICT



## AGENDA CLARK COUNTY REGIONAL FLOOD CONTROL DISTRICT BOARD OF DIRECTORS AUGUST 11, 2016 8:30 A.M.

- Items on the agenda may be taken out of order.
- The Regional Flood Control District Board of Directors may combine two or more agenda items for consideration.
- The Regional Flood Control District Board of Directors may remove an item from the agenda or delay discussion relating to an item on the agenda at any time.

### I. Call to Order

#### 1. Comments By the General Public

This is a period devoted to comments by the general public about items on **this** agenda. If you wish to speak to the Regional Flood Control District Board of Directors about items within its jurisdiction but not appearing on this agenda, you must wait until the “Comments By the General Public” period listed at the end of this agenda. Comments will be limited to three minutes. Please step up to the speaker’s podium, clearly state your name and address and please **spell** your last name for the record. If any member of the Regional Flood Control District Board of Directors wishes to extend the length of a presentation, this will be done by the Chairman, or the Regional Flood Control District Board of Directors by majority vote.

2. Action to approve the agenda with deletion of any items (*For possible action*)
3. Action to approve the minutes of the July 14, 2016 meeting (*For possible action*)
4. Discuss General Manager’s Monthly Report

### II. **\*\*\*Consent Agenda – Items #05 through #13 are considered by the Regional Flood Control District to be routine and may be acted upon in one motion. However, the Board of Directors may discuss any consent item individually if requested by a Board member or a citizen when the consent agenda is considered for approval. Items considered for approval include the staff recommendation.**

**Administration**

5. Action to accept the financial reports *(For possible action)*
6. Action to adopt amendments to the Ten Year Construction Program *(For possible action)*
7. Action to accept the final accounting report and closeout the interlocal contract for the following project *(For possible action)*:
  - Duck Creek, Sunset to Sandhill (construction) – HEN24B13
8. Action to authorize the General Manager/Chief Engineer to issue a request for proposals from interested and qualified engineering firms, select a consultant, and negotiate a professional services contract to prepare Master Plan Updates for the Town of Bunkerville and the City of Mesquite *(For possible action)*
9. Action to accept the Maintenance Work Program Fourth Quarter Fiscal Year 2015-16 Status Reports as submitted by the entities *(For possible action)*
10. Action to approve and authorize the General Manager to Joinder onto City of Las Vegas Contract No. 160074-TF with AviSight LLC, for an aerial video and data collection program *(For possible action)*

**Design and Construction**

11. Receive a report on the award of bid for construction for Palm Hills Channel – City of Henderson
12. Action to approve and authorize the Chairman to sign the fifth supplemental interlocal contract for design to increase funding for Tropicana Wash at Swenson Street – Clark County *(For possible action)*
13. Action to approve and authorize the Chairman to sign the first supplemental interlocal contract for construction to increase funding and extend the project completion date for Center Street Storm Drain – City of Henderson **(For possible action)**

**\*\*\* End of Consent Agenda**



**III. Discussion Items**

**Design and Construction**

14. Action to approve a Master Plan Change for the Duck Creek Wash – Clark County *(For possible action) – THIS IS A PUBLIC HEARING*

**Administration**

15. Receive a presentation on the status of the Regional Stormwater Quality Management Program

16. **Comments By the General Public**

A period devoted to comments by the general public about matters relevant to the Regional Flood Control District Board of Directors jurisdiction will be held. No vote may be taken on a matter not listed on the posted agenda. Comments will be limited to three minutes. Please step up to the speaker's podium, clearly state your name and address and please **spell** your last name for the record. If any member of the Regional Flood Control District Board of Directors wishes to extend the length of a presentation, this will be done by the Chairman, or the Regional Flood Control District Board of Directors by majority vote.

All comments by speakers should be relevant to the Regional Flood Control District Board of Directors action and jurisdiction.

# REGIONAL FLOOD CONTROL DISTRICT



**Steven C. Parrish, P.E.**  
General Manager/Chief  
Engineer

## **BOARD OF DIRECTORS**

**Lawrence L. Brown, III**  
Chairman  
Clark County

**Debra March**  
Vice-Chairman  
City of Henderson

**Chris Giunchigliani**  
Clark County

**Mayor Carolyn Goodman**  
City of Las Vegas

**Mayor John J. Lee**  
City of North Las Vegas

**Mayor Allan Litman**  
City of Mesquite

**Dr. Lois Tarkanian**  
City of Las Vegas

**Mayor Rodney Woodbury**  
City of Boulder City

MEMORANDUM  
AUGUST 11, 2016

TO: BOARD OF DIRECTORS

FROM: STEVEN C. PARRISH, P.E.  
GENERAL MANAGER/CHIEF ENGINEER

DATE: August 3, 2016

## **I. Call to Order**

### **1. Comments By the General Public**

This is a period devoted to comments by the general public about items on **this** agenda. If you wish to speak to the Regional Flood Control District Board of Directors about items within its jurisdiction but not appearing on this agenda, you must wait until the "Comments By the General Public" period listed at the end of this agenda. Comments will be limited to three minutes. Please step up to the speaker's podium, clearly state your name and address and please **spell** your last name for the record. If any member of the Regional Flood Control District Board of Directors wishes to extend the length of a presentation, this will be done by the Chairman, or the Regional Flood Control District Board of Directors by majority vote.

### **2. Action to approve the agenda with deletion of any items (*For possible action*)**

The agenda is in order for approval.

### **3. Action to approve the minutes of the July 14, 2016 meeting (*For possible action*)**

The minutes for the July 14, 2016 meeting are in order for approval.

### **4. Discuss General Manager's Monthly Report**

Receive the report.



Memorandum

Clark County Regional Flood Control District

Board of Directors Meeting of August 11, 2016

Page 2 of 8

- II. **\*\*\*Consent Agenda – Items #05 through #13 are considered by the Regional Flood Control District to be routine and may be acted upon in one motion. However, the Board of Directors may discuss any consent item individually if requested by a Board member or a citizen when the consent agenda is considered for approval. Items considered for approval include the staff recommendation.**

**Administration**

**5. Action to accept the financial reports (For possible action)**

The financial reports are in order for approval.

**6. Action to adopt amendments to the Ten Year Construction Program (For possible action)**

In accordance with Policies and Procedures Section II.B.9 general amendments can be processed to address scheduling changes and/or the need for additional funding. This agenda item addresses requested changes in funding, positive and negative, associated with this agenda as they impact the Ten Year Construction Program (TYCP). Also included are amendments requested from Clark County and the City of Henderson. Staff, TAC and CAC recommend approval.

**7. Action to accept the final accounting report and closeout the interlocal contract for the following project (For possible action):**

- **Duck Creek, Sunset to Sandhill (construction) – HEN24B13**

Final accounting reports are routinely prepared for District-funded projects that have been completed. These reports represent an accurate accounting of the charges and the remaining balance for each project. Upon approval, no additional funds can be expended for the projects.

Staff, TAC and CAC recommend to accept the final accounting report and close out the interlocal contract.



Memorandum  
Clark County Regional Flood Control District  
Board of Directors Meeting of August 11, 2016  
Page 3 of 8

**8. Action to authorize the General Manager/Chief Engineer to issue a request for proposals from interested and qualified engineering firms, select a consultant, and negotiate a professional services contract to prepare Master Plan Updates for the Town of Bunkerville and the City of Mesquite (*For possible action*)**

The District is required by statute (NRS 543.596) to update the Master Plan at least once every five years. The Master Plans for the Town of Bunkerville and the City of Mesquite were last updated and adopted by the Board on September 13, 2012.


Funding for the Master Plan Updates for Bunkerville and Mesquite is included in the FY 16/17 budget approved by the Board on April 14, 2016. In order to take advantage of economies of scale and the savings that might be associated with the close proximity of these two planning areas to one another, staff requests that the Board authorize the General Manager/Chief Engineer to solicit proposals, select a consultant and negotiate a professional services contract to perform both Master Plan Updates for Bunkerville and Mesquite under one contract. Requesting proposals from consultants now will allow sufficient time to review and select a consultant to perform the work in FY 16/17 and have it completed and adopted within the time frame outlined in NRS 543.596. It is expected that a professional services contract to perform the work will be before the Board in November 2016 and completion of the Master Plan Update for Bunkerville and Mesquite will be finalized and presented to the Board for adoption no later than November 2017. The RFP and draft Scope of Work is included in the agenda backup for your review.

Staff, TAC and CAC recommend to authorize the General Manager/Chief Engineer to solicit proposals, select a consultant and negotiate a contract for professional services.

**9. Action to accept the Maintenance Work Program Fourth Quarter Fiscal Year 2015-16 Status Reports as submitted by the entities (*For possible action*)**

In accordance with the Board's direction, the entities have submitted the Fourth Quarter Status Reports for the FY 2015-16 Maintenance Work Program (MWP). The reports indicate the status of work completed under the program through June 30, 2016, although the figures below represent only those expenses which have been





Memorandum

Clark County Regional Flood Control District

Board of Directors Meeting of August 11, 2016

Page 4 of 8

submitted to the District for payment. Staff recommends to accept the reports.

**10. Action to approve and authorize the General Manager to Joinder onto City of Las Vegas Contract No. 160074-TF with AviSight LLC, for an aerial video and data collection program (For possible action)**

Pursuant to NRS 332.195 governmental entities within the State of Nevada may join or use the contracts of other governmental entities, with the authorization of the Supplier. The District requests to Joinder onto the contract between AviSight, LLC and the City of Las Vegas.

AviSight shall provide goods and services for aerial video and data, in support of the District. AviSight shall employ their aircraft, cameras and distribution systems to provide goods and services that include, but are not limited to:

- Inspections of Infrastructures, Facilities and Properties;
- Emergency aerial video and data support services;
- 3D modeling, and topographical mapping;
- Video and data delivery including real time streaming and retrieval of data;
- Imagery analysis;
- Small Unmanned Aerial Systems (sUAS) operations; and
- sUAS Drone training/consultation (Training).

**Design and Construction**

**11. Receive a report on the award of bid for construction for Palm Hills Channel – City of Henderson**

On May 12, 2016, bids were opened for the project. Seven bids were received ranging from \$1,858,636.36 to \$2,834,310.00. The recommended best bid is to Target Construction in the amount of \$1,858,636.36, or 28.4% lower than the engineer's estimate of \$2,598,738.00, presented to the District Board in April 2016.

The interlocal contract dated April 14, 2016, between the District and the City allocates \$2,598,738.00 for construction of this project.



Memorandum  
Clark County Regional Flood Control District  
Board of Directors Meeting of August 11, 2016  
Page 5 of 8

A cash flow projection, estimated construction schedule, and a tabulation of bids are was submitted to the District. Staff, TAC and CAC recommend to receive the report.

**12. Action to approve and authorize the Chairman to sign the fifth supplemental interlocal contract for design to increase funding for Tropicana Wash at Swenson Street – Clark County (*For possible action*)**

Clark County has submitted a request to approve a fifth supplemental interlocal contract for design engineering, right-of-way, environmental mitigation and a CLOMR/LOMR to increase funding in the amount of \$44,900 for the Tropicana Wash at Swenson Street project.

Additional funding is needed to pay final in-house labor costs, reconcile and close the project.

The District Attorney has reviewed the contract. Staff, TAC and CAC recommend approval subject to approval of the Ten Year Construction Program Amendment item on this agenda.

**13. Action to approve and authorize the Chairman to sign the first supplemental interlocal contract for construction to increase funding and extend the project completion date for Center Street Storm Drain – City of Henderson (*For possible action*)**


The City of Henderson has submitted a request to approve a first supplemental interlocal contract for construction and construction engineering to increase funding in the amount of \$470,035.15 and extend the project completion date from June 30, 2017 to June 30, 2018 for the Center Street Storm Drain project.

The City opened bids and the District's portion of the bid is more than estimated.

The District Attorney has reviewed the contract. Staff, TAC and CAC recommend approval subject to approval of the Ten Year Construction Program Amendment item on this agenda.

**\*\*\* *End of Consent Agenda***





Memorandum  
Clark County Regional Flood Control District  
Board of Directors Meeting of August 11, 2016  
Page 6 of 8

**III. Discussion Items**

**Design and Construction**


**14. Action to approve a Master Plan Change for the Duck Creek Wash – Clark County (*For possible action*) – *THIS IS A PUBLIC HEARING***

Clark County has submitted a request for a Master Plan Change in accordance with NRS 543.597.

A change to the 2013 Master Plan Update (MPU) is proposed to address alignment and facility type changes to existing/future regional flood control facilities resulting from the development of the BLM 160 project site. The differences presented in this Master Plan Change (MPC) from the 2008/2013 MPU are identified as the following:

- Subbasins DCD310 and DMD330 have been revised to reflect the new alignment and slightly revised boundary based on the proposed BLM 160 improvements.
- The Duck Creek Wash (DCWA) alignment has been adjusted to accommodate the proposed BLM 160 development. In addition, a reinforced concrete arch storm drain is proposed through the BLM 160 site (DCWA 1748) in place of the existing berm (previous DCWA 1748) and future concrete channel (DCWA 1775) per the 2013 MPU.

The proposed cost of the revised DCWA facilities is estimated to be \$4.0 million compared to the \$2.0 million cost shown in the 2013 MPU. However, the developer will bear the cost of the \$3.4 million DCWA 1748 facility. Therefore, the cost to the District is \$0.6 million for ultimate implementation of the facility. The proposed change MPC is consistent with the general principles set forth in NRS 543.597 and subsection 3 of NRS 543.590, is hydraulically similar to the facilities recommended in the 2013 MPU, and this MPC represents the most cost-effective structural and regulatory means of controlling floodwaters. These facilities do not adversely affect the continued implementation of the MPU.



Memorandum

Clark County Regional Flood Control District

Board of Directors Meeting of August 11, 2016

Page 7 of 8

Staff, TAC and CAC recommends approval and that the Board find the Master Plan Change:

1. Is consistent with the general principles set forth in subsection 3 of NRS 543.590;
2. Is hydraulically similar to the facility proposed in the Master Plan;
3. Is the most cost-effective structural or regulatory means of controlling flood waters; and
4. Does not adversely affect the continued implementation of the Master Plan.

**Administration**

**15. Receive a presentation on the status of the Regional Stormwater Quality Management Program**

Clark County and the cities of Henderson, Las Vegas and North Las Vegas own and operate municipal separate storm sewer systems (MS4) that discharge stormwater runoff to the Las Vegas Wash. The Clark County Regional Flood Control District, Clark County and the cities (collectively the Permittees) have worked cooperatively with the Nevada Division of Environmental Protection (NDEP) to comply with the National Pollutant Discharge Elimination System Permit Program, as authorized by the Clean Water Act and the associated MS4 Permit, since December of 1990. In February and March of 2014, NDEP conducted an audit of the Las Vegas Valley MS4 Program to assess compliance with the current Permit and associated Stormwater Management Plan. On August 24, 2015, NDEP provided a report to the Permittees detailing the results of the audit. On November 12, 2015, the Board received a presentation on the status of the Stormwater Program and audit, and adopted Resolution No. 15-8 reaffirming commitment to the effective implementation of the Stormwater Program and compliance with the Permit.

At this time, the Board is being asked to receive an update on the status of the audit response and activities related to the Stormwater Program.



Memorandum

Clark County Regional Flood Control District  
Board of Directors Meeting of August 11, 2016

Page 8 of 8

**16. Comments By the General Public**

Respectfully submitted,

A handwritten signature in black ink, appearing to read "Steven C. Parrish". The signature is written in a cursive style and is positioned above a horizontal line.

Steven C. Parrish, P.E.  
General Manager/Chief Engineer

**MINUTES**  
**CLARK COUNTY REGIONAL FLOOD CONTROL DISTRICT**  
**BOARD OF DIRECTORS**  
**JULY 14, 2016**  
**8:30 A.M.**

---

*These minutes are prepared in compliance with NRS 241.035. Text is in summarized rather than verbatim format. For complete contents, please refer to meeting tapes on file at the Regional Flood Control District.*

---

**MEETING NOTICES:** Public Notices of this meeting were properly posted by Dorothy Davis of the Regional Flood Control District in the following locations: Boulder City City Hall, Clark County Government Center, Henderson City Hall, Las Vegas City Hall, Mesquite City Hall, North Las Vegas City Hall, Clark County Regional Flood Control District Offices and the Clark County Regional Flood Control District Worldwide Website ([www.regionalflood.org](http://www.regionalflood.org)) and the State of Nevada Public Notice Website (<https://notice.nv.gov/>).

**MEMBERS PRESENT:** Lawrence L. Brown, III, Chairman, Clark County  
Debra March, Vice Chair, City of Henderson  
Chris Giunchigliani, Clark County  
Rodney S. Woodbury, City of Boulder City  
Allan Litman, City of Mesquite  
John J. Lee, City of North Las Vegas  
Dr. Lois Tarkanian, City of Las Vegas  
Carolyn G. Goodman, City of Las Vegas

**STAFF:** Steven C. Parrish, General Manager/Chief Engineer  
Timothy E. Sutko, Assistant General Manager  
Laura Rehfeldt, Deputy District Attorney  
Andrew Trelease, Engineering Director  
Jeanine Pitts-Dilworth, Administrative Services Director  
Erin Neff, Public Information Manager  
Jill Reilly, Principal Civil Engineer  
Abigail Mayrena, Principal Civil Engineer  
Craig McDougall, Senior Hydrologist  
Joseph Grippaldi, Fiscal Services Administrator  
Deanna Hughes, Senior Management Analyst  
Chris Russo, Management Analyst I  
Liza Lindsey, Office Services Supervisor  
Lillie Collins, Programmer Analyst II  
Beatriz Martinez, Public Information Coordinator  
Dorothy Davis, Senior Office Specialist

**I. Call to Order**

Commissioner Brown called the meeting to order at 8:38 a.m. in the Clark County Board of County Commissioners Chambers, 500 S. Grand Central Parkway.

**1. Comments By the General Public**

There was no response to the call for Comments By the General Public.

**2. Action to approve the agenda with deletion of any items (*For possible action*)**

**Upon a motion by Mayor Pro Tem March, the agenda was approved.**

**VOTES: 8 AYES – 0 NAYS**

**3. Annual Elections (*For possible action*)**

**Commissioner Giunchigliani nominated incumbents: Commissioner Larry Brown – Chairman, Mayor Pro Tem Debra March, Vice-Chairman, and Mrs. Deanna Hughes, Regional Flood Control District – Secretary, to be re-elected to their positions.**

**VOTES: 8 AYES – 0 NAYS**

**4. Action to approve the minutes of the June 9, 2016 meeting (*For possible action*)**

**Upon a motion by Commissioner Giunchigliani, the minutes of the June 9, 2016 meeting were approved.**

**VOTES: 8 AYES – 0 NAYS**

**5. Discuss General Manager's Monthly Report**

Mr. Parrish, General Manager, Regional Flood Control District, gave updates on three (3) events: Pittman Wash Construction Project, Storm Event – June 30, 2016, and Flood Safety News Conference.

The Pittman Wash, Duck Creek at I-515 project, which is located near I-515 and Stephanie in Henderson replaces an old existing bridge consisting of four (4) barrel 10' x 8' box culverts. The Nevada Department of Transportation was contacted to remove the culverts and replace them with three (3) 21' x 8' box

culverts costing \$1.2 million. With the coordination of RTC's Stephanie Street widening project, the total project cost was \$18.5 million, creating or sustaining over 200 jobs. Mr. Parrish thanked Mr. Robert Herr and the Henderson Public Works staff for always getting the projects done. He also thanked staff member, Jill Reilly, who was the Project Manager, Atkins Engineers for the design engineering, and Las Vegas Paving who was the contractor on this project. Mr. Parrish was glad to see a job well done; the project performed as designed during the recent flood event.

Mr. Parrish also spoke about the significant storm event that happened on June 30, 2016, which also involved a swift water rescue by the Clark County Fire Department. Two young ladies were stuck in the Las Vegas Wash, when someone heard them yelling, and called the fire department to assist with rescuing the young ladies, saving them from a deadly situation. The current was strong enough to sweep them away. He also stated this was a fast moving storm that traveled along Spring Mountain from Cold Creek to Blue Diamond before turning east along the southern part of Las Vegas Valley. Although some areas did not get rain, there may have been a runoff from other areas. The rainfall depths were greater than 1" measured at eight (8) FTRS gages, with most of the rain falling in less than 15-30 minutes.

In summary, Mr. Parrish noted the roadways and intersections flooded at several locations. There were no reports of residences or businesses being flooded. There were at least eight (8) swift water rescues, and unfortunately three (3) deaths of homeless people that were believed to be flood related. There is always an encouragement for people not to drive through flooded areas. The Regional Flood Control District tweeted several messages before, during, and after the flood, providing information about what was happening.

Commissioner Giunchigliani asked if it was considered trespassing if someone is walking or living in the wash. Mr. Parrish stated it was per Nevada Revised Statutes (NRS) that you can walk along the trail adjacent to the channel, but not in the channel. Most channels have signs indicating no trespassing.

In regard to public concern, Mayor Pro Tem March asked, when is flood season? Mr. Parrish stated July, August, and September were the flood season months, however, we have been pretty dry the last couple of weeks. The potential is those three months.

The last part of the General Manager's report is the Flood Safety News Conference, which was held the day before the flooding on June 29, 2016 at the National Weather Service office. They have great video equipment to watch



flooding activity on the monitors. All the local channels attended, including Spanish media channels. There was TV coverage throughout the evening of June 29<sup>th</sup>, totaling thirty-three (33) minutes of TV coverage in total. If airtime was purchased for advertising the cost would have been roughly \$20,000 dollars. The conference was also covered by the Review Journal and local radio, as well as featured in live tweets to the public (65,000 impressions or eyes). A good way to reach out to the public via social media.

- II. ***\*\*\*Consent Agenda – Items #06 through #10 are considered by the Regional Flood Control District to be routine and may be acted upon in one motion. However, the Board of Directors may discuss any consent item individually if requested by a Board member or a citizen when the consent agenda is considered for approval. Items considered for approval include the staff recommendation.***

**Administration**

6. Action to accept the financial reports ***(For possible action)***
7. Action to adopt amendments to the Ten Year Construction Program ***(For possible action)***
8. Action to approve and authorize the Chairman to sign the interlocal agreement among the Regional Flood Control District, Clark County, and the Cities of Las Vegas, North Las Vegas and Henderson to assist with the implementation of the National Pollutant Discharge Elimination System MS4 Permit ***(For possible action)***

**Design and Construction**

9. Action to approve and authorize the Chairman to sign the first supplemental interlocal contract for design to extend the project completion date for Virgin River Flood Wall – City of Mesquite ***(For possible action)***
10. Action to approve and authorize the Chairman to sign the supplemental interlocal contracts for design to increase funding for the following projects ***(For possible action)***:
  - a. Third Supplemental – Gowan North – Buffalo Branch, Lone Mountain Road to Washburn Road – City of Las Vegas
  - b. First Supplemental – Gowan North – El Capitan Branch, Lone Mountain to Ann Road – City of Las Vegas

Upon a motion by Mayor Pro Tem Debra March, the consent agenda was approved.

VOTES: 8 AYES – 0 NAYS

**\*\*\* End of Consent Agenda**

### **III. Discussion Items**

#### **Administration**

11. Conduct a public hearing pursuant to NRS 288.153 and approve and adopt the Collective Bargaining Agreement Fiscal Reopener between Clark County and the Service Employees International Union, Local 1107 (SEIU), for both supervisory and non-supervisory units effective July 1, 2016 through June 30, 2017; and extend the same salary and benefit changes to non-management employees not otherwise covered by a collective bargaining agreement; and increase the salary ranges for all position classifications not covered under a Collective Bargaining Agreement including Management Compensation Plan employees by two percent (2%) effective July 1, 2016 (*For possible action*) – **THIS IS A PUBLIC HEARING**

Commissioner Brown opened the Public Hearing at 8:50 a.m.

Commissioner Brown closed the Public Hearing at 8:50 a.m.

Commissioner Giunchigliani moved to follow staff recommendation.

VOTES: 8 AYES – 0 NAYS

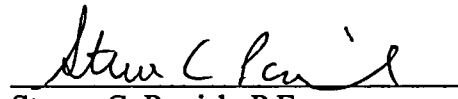
12. **Comments By the General Public**

There was no response to the call for Comments By the General Public.


**ADJOURNMENT**

The meeting adjourned at 8:58 a.m.

Respectfully submitted,

  
Steven C. Parrish, P.E.  
General Manager/Chief Engineer

Attest August 11, 2016

  
Lawrence L. Brown, III  
Chairman

/dd

**CLARK COUNTY  
REGIONAL FLOOD CONTROL DISTRICT**

**AGENDA ITEM**

**SUBJECT:**

**GENERAL MANAGER'S MONTHLY REPORT**

**RECOMMENDATION SUMMARY**

**STAFF:** Discuss the report.

**RFCD AGENDA  
ITEM #04  
DATE: 08/11/16**

CLARK COUNTY  
REGIONAL FLOOD CONTROL DISTRICT

AGENDA ITEM

**SUBJECT:**

GENERAL MANAGER'S MONTHLY REPORT

**PETITIONER:**

STEVEN C. PARRISH, P.E., GENERAL MANAGER/CHIEF ENGINEER

**RECOMMENDATION OF PETITIONER:**

DISCUSS GENERAL MANAGER'S MONTHLY REPORT

**FISCAL IMPACT:**

None.

**BACKGROUND:**

Discuss the General Manager's monthly report:

- Construction project progress
- Federal Legislation

Respectfully submitted,



Steven C. Parrish, P.E.  
General Manager/Chief Engineer

RFCD AGENDA  
ITEM #04  
Date: 08/11/16

**CLARK COUNTY  
REGIONAL FLOOD CONTROL DISTRICT**

**AGENDA ITEM**

**SUBJECT:**

**FINANCIAL REPORTS – JUNE 2016**

**RECOMMENDATION SUMMARY**

**STAFF:** Accept the reports.

**TECHNICAL ADVISORY:** Accept the reports.

**CITIZENS ADVISORY:** Accept the reports.

**RFCD AGENDA  
ITEM #05  
DATE: 08/11/16**



CLARK COUNTY  
REGIONAL FLOOD CONTROL DISTRICT  
AGENDA ITEM

<b>SUBJECT:</b>
FINANCIAL REPORTS – JUNE 2016
<b>PETITIONER:</b>
STEVEN C. PARRISH, P.E., GENERAL MANAGER/CHIEF ENGINEER
<b>RECOMMENDATION OF PETITIONER:</b>
ACCEPT THE REPORTS (FOR POSSIBLE ACTION)

**FISCAL IMPACT:** None

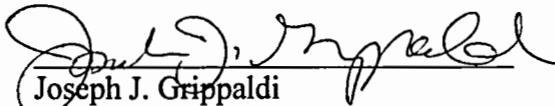
**BACKGROUND:** The financial reports for June 2016, are submitted for your review:

<u>Section</u>	<u>Description</u>	<u>Page(s)</u>
A - Fund 2860	Fund Balance Report .....	1
	Appropriation Balance Report – FY 2015-16 .....	2
	Appropriation Balance Report – FY 2016-17 .....	3
	Sales Tax Revenue Report – FY 2015-16 .....	4
	Sales Tax Revenue Report – FY 2016-17 .....	5
	Monthly Expenditure Summary Report .....	6
B - Fund 2870	Fund Balance Report .....	7
	Maintenance Work Program Monthly Expenditures .....	8-11
	Maintenance Work Program Status Report – FY 2016 .....	12-14
	Maintenance Work Program Status Report – FY 2017 .....	15-17
C - Fund 3300	Fund Balance Report .....	18
D - Fund 4430	Fund Balance Report .....	19
	Monthly Expenditure Report .....	20-22
E - Fund 4440	Fund Balance Report .....	23
	Monthly Expenditure Report .....	24

TAC AGENDA ITEM # 04 DATE: 07/28/16	RFCD AGENDA ITEM # 05 DATE: 08/11/16
CAC AGENDA ITEM #04 DATE: 08/01/16	

F - Summary	Pay-As-You Go – Current Project Expense Summary .....	25-52
	Bond Funded – Current Project Expense Summary .....	53-59
	Capital Improvement Program – Open Projects Summary .....	60
	Pay-As-You Go CIP – Cumulative Reporting .....	61-69
	Bond Funded CIP – Cumulative Reporting.....	70-73
	FY 2016-17 Projects Funded Summary .....	74-75
	Estimated Funding Schedule .....	76
G – State Report	Quarterly Economic Condition Report (Per NRS 354.6015).....	77-78

Respectfully submitted,

  
 Joseph J. Grippaldi  
 Fiscal Services Administrator

TAC AGENDA ITEM # 04 DATE: 07/28/16	RFCD AGENDA ITEM # 05 DATE: 08/11/16
CAC AGENDA ITEM #04 DATE: 08/01/16	

072816 Financial Item

REGIONAL FLOOD CONTROL DISTRICT  
FUND 2860 - OPERATING FUND  
FUND BALANCE REPORT  
JUNE 2016

BEGINNING CASH BALANCE:	7,370,072.64	
Accruals/Adjustments	<u>0.00</u>	
	TOTAL BEGINNING BALANCE	\$7,370,072.64
REVENUES:		
Sales Tax Revenue	7,738,180.16	
Interest Earnings	3,366.62	
Fund 4430 - Transfer In Interest Earnings	0.00	
Build America Bonds Rebate	0.00	
Sale of Materials	0.00	
Miscellaneous Other Revenue	445.00	
Petty Cash Reimbursements	(109.00)	
Miscellaneous Accruals/Adjustments	<u>19,370.16</u>	
	TOTAL REVENUES	\$7,761,252.94
EXPENDITURES:		
Salaries & Benefits	(302,190.37)	
Services & Supplies	(58,320.96)	
Professional Services	(106,521.41)	
Capital Expenditures	(2,760.00)	
Fund 2870 - Transfer Out Maintenance Work Program	(1,000,000.00)	
Fund 3300 - Transfer Out Debt Service	(3,303,369.33)	
Fund 4430 - Transfer Out Budgeted Transfers	(3,200,000.00)	
Accruals/Adjustments		
Accounts Payable	76,215.95	
Miscellaneous Accruals/Adjustments	<u>(2,967.08)</u>	
	TOTAL EXPENSES	<u>(\$7,899,913.20)</u>
ENDING CASH BALANCE:		<u><u>\$7,231,412.38</u></u>

REGIONAL FLOOD CONTROL DISTRICT  
FUND 2860 - OPERATING FUND  
APPROPRIATION BALANCE REPORT  
FISCAL YEAR 2015-16

REVENUES/FINANCING SOURCES

	BUDGET	ACTUAL	ENCUMBRANCE/ ILC	UNREALIZED	% UNREALIZED
Revenues	\$ 95,977,030.00	\$ 80,909,787.86	N/A	\$ 15,067,242.14	16%
Other Sources	\$ 1,503,523.00	\$ 614,692.71	N/A	\$ 888,830.29	59%
<b>TOTAL</b>	<b>\$ 97,480,553.00</b>	<b>\$ 81,524,480.57</b>	<b>N/A</b>	<b>\$ 15,956,072.43</b>	<b>16%</b>

EXPENDITURES/TRANSFERS

	BUDGET	ACTUAL	ENCUMBRANCE/ ILC	AVAILABLE	% AVAILABLE
Expenditures (1)	\$ 8,102,676.74	\$ 5,891,933.89	\$ 606,961.49	\$ 1,603,781.36	20%
Transfers Out					
Debt Service	\$ 40,929,415.00	\$ 39,538,878.44	\$ -	\$ 1,390,536.56	3%
MWP	\$ 10,000,000.00	\$ 9,500,000.00	\$ -	\$ 500,000.00	5%
CIP (2)	\$ 38,500,000.00	\$ 32,000,000.00	\$ -	\$ 6,500,000.00	17%
<b>TOTAL</b>	<b>\$ 97,532,091.74</b>	<b>\$ 86,930,812.33</b>	<b>\$ 606,961.49</b>	<b>\$ 9,994,317.92</b>	<b>10%</b>

Notes:

- (1) Expenditure budget may include carry forward budget from prior years.  
(2) Includes Local Drainage program.

REGIONAL FLOOD CONTROL DISTRICT  
FUND 2860 - OPERATING FUND  
APPROPRIATION BALANCE REPORT  
FISCAL YEAR 2016-17

REVENUES/FINANCING SOURCES

	BUDGET	ACTUAL	ENCUMBRANCE/ ILC	UNREALIZED	% UNREALIZED
Revenues	\$ 100,022,393.00	\$ -	N/A	\$ 100,022,393.00	100%
Other Sources	\$ 526,500.00	\$ -	N/A	\$ 526,500.00	100%
<b>TOTAL</b>	<b>\$ 100,548,893.00</b>	<b>\$ -</b>	<b>N/A</b>	<b>\$ 100,548,893.00</b>	<b>100%</b>

EXPENDITURES/TRANSFERS

	BUDGET	ACTUAL	ENCUMBRANCE/ ILC	AVAILABLE	% AVAILABLE
Expenditures (1)	\$ 8,833,033.00	\$ 39,435.44	\$ 1,333,546.57	\$ 7,460,050.99	84%
Transfers Out					
Debt Service	\$ 39,672,020.00	\$ 3,303,369.33	\$ -	\$ 36,368,650.67	92%
MWP	\$ 8,000,000.00	\$ -	\$ -	\$ 8,000,000.00	100%
CIP (2)	\$ 45,000,000.00	\$ -	\$ -	\$ 45,000,000.00	100%
<b>TOTAL</b>	<b>\$ 101,505,053.00</b>	<b>\$ 3,342,804.77</b>	<b>\$ 1,333,546.57</b>	<b>\$ 96,828,701.66</b>	<b>95%</b>

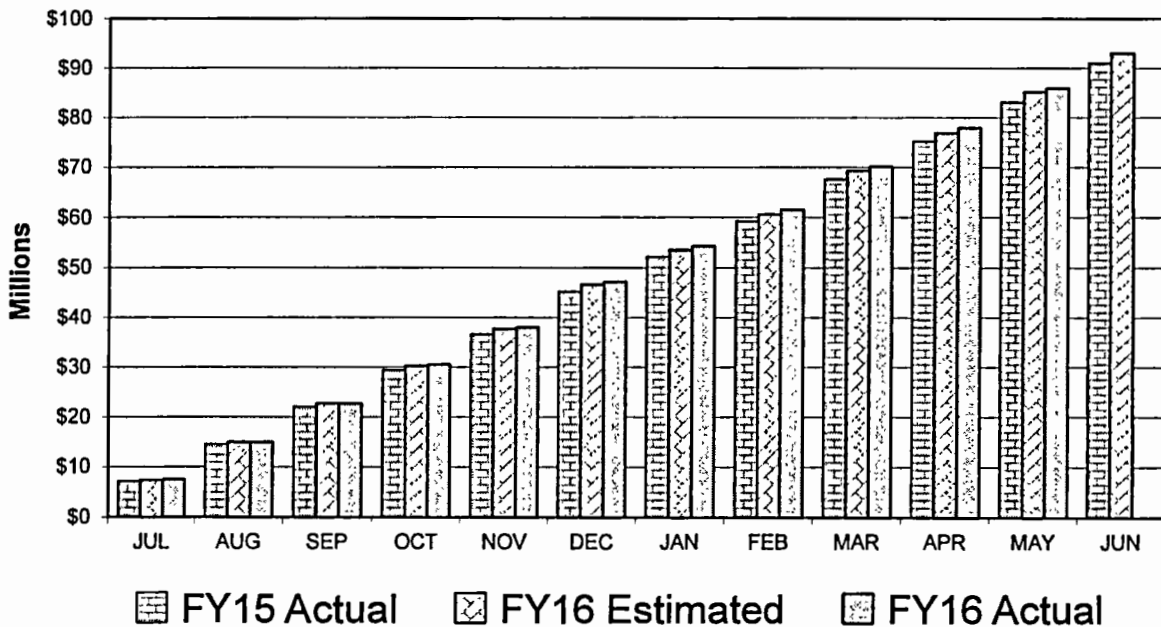
Notes:

- (1) Expenditure budget may include carry forward budget from prior years.  
(2) Includes Local Drainage program.

**SALES TAX REVENUE REPORT  
REGIONAL FLOOD CONTROL DISTRICT  
FISCAL YEAR 2015-16  
MODIFIED ACCRUAL BASIS**

MONTH SALES TAX COLLECTED BY MERCHANT	1/4 CENT SALES TAX ESTIMATE (as approved April 9, 2015)	ACTUAL SALES TAX REVENUES	DIFFERENCE OVER/(UNDER) ESTIMATE	PERCENT +/- FROM ESTIMATE
JULY	7,338,861.23	7,615,983.41	277,122.18	3.8%
AUGUST	7,593,384.98	7,370,254.13	(223,130.85)	-2.9%
SEPTEMBER	7,742,523.93	7,793,348.88	50,824.95	0.7%
OCTOBER	7,566,704.31	7,717,982.69	151,278.38	2.0%
NOVEMBER	7,437,010.41	7,642,034.42	205,024.01	2.8%
DECEMBER	8,918,226.19	9,092,062.50	173,836.31	1.9%
JANUARY	6,961,932.62	7,146,396.08	184,463.46	2.6%
FEBRUARY	7,072,564.11	7,331,868.43	259,304.32	3.7%
MARCH	8,662,619.75	8,570,257.96	(92,361.79)	-1.1%
APRIL	7,595,690.28	7,738,180.16	142,489.88	1.9%
MAY	8,332,132.72	7,928,170.37	(403,962.35)	-4.8%
JUNE	7,778,349.47			
<b>TOTAL:</b>	<b>\$ 93,000,000.00</b>	<b>\$ 85,946,539.03</b>	<b>\$ 724,888.50</b>	<b>0.9%</b>

**Estimated vs Actual Cumulative Sales Tax Receipts**

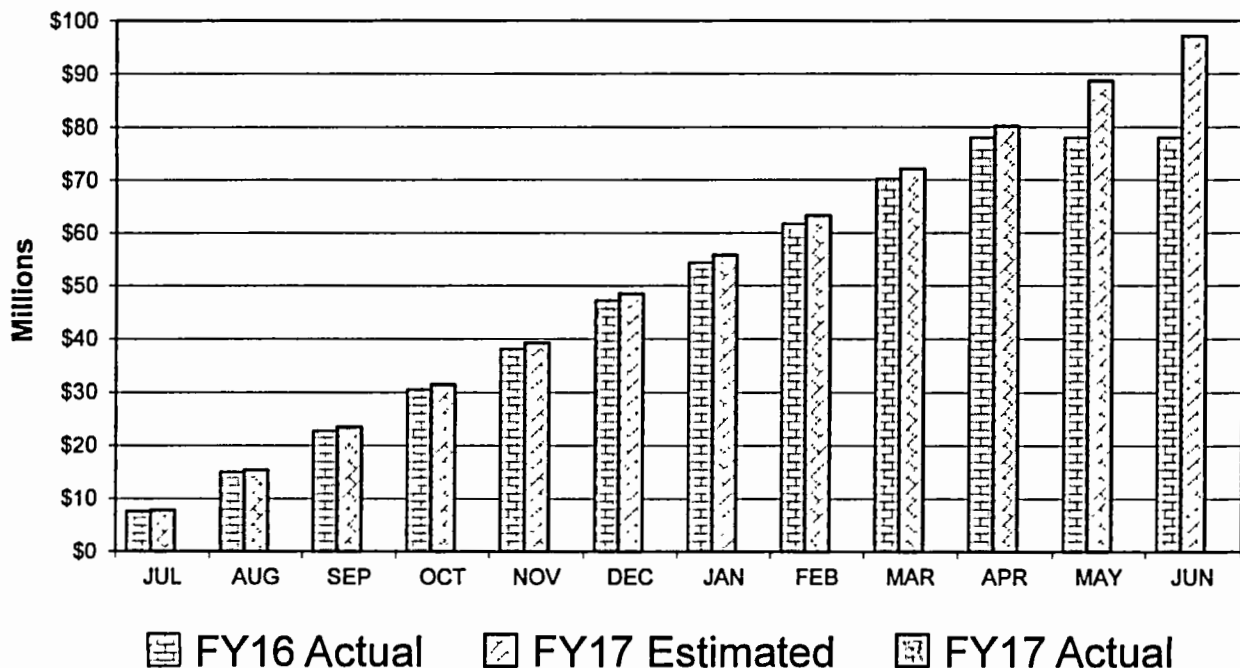




**SALES TAX REVENUE REPORT  
REGIONAL FLOOD CONTROL DISTRICT  
FISCAL YEAR 2016-17  
MODIFIED ACCRUAL BASIS**

MONTH SALES TAX COLLECTED BY MERCHANT	1/4 CENT SALES TAX ESTIMATE (as approved April 14, 2016)	ACTUAL SALES TAX REVENUES	DIFFERENCE OVER/(UNDER) ESTIMATE	PERCENT +/- FROM ESTIMATE
JULY	7,844,462.91			
AUGUST	7,591,361.75			
SEPTEMBER	8,027,149.35			
OCTOBER	7,949,522.17			
NOVEMBER	7,871,295.45			
DECEMBER	9,185,772.98			
JANUARY	7,368,521.13			
FEBRUARY	7,498,805.14			
MARCH	8,848,506.91			
APRIL	8,039,515.51			
MAY	8,439,782.36			
JUNE	8,435,304.34			
<b>TOTAL:</b>	<b>\$ 97,100,000.00</b>	<b>\$ -</b>	<b>\$ -</b>	

**Estimated vs Actual Cumulative Sales Tax Receipts**



## Schedule of Monthly Expenditures - Summary

### Fund 2860 - Operating Fund

6/1/2016 to 6/30/2016

<u>Fiscal Year</u>	<u>Account #</u>	<u>Account Name</u>	<u>Amount</u>
2016	61*/62*	Salaries and Benefits	302,190.37
	630000	Other Professional Services	100,915.81
	635000	Pro Svcs-Legal	5,605.60
	640310	R & M-Facilities	31,363.38
	640320	R & M-Equipment	891.72
	640340	R & M-Vehicles	1,095.39
	641000	Other Rental Expense	130.40
	644400	Temporary Personnel Services	5,064.15
	644610	Information System Services	625.00
	645000	Other Insurance	386.30
	646100	Telephone-Local	517.37
	646110	Telephone-Long Distance	4.80
	646120	Cell Phones/Beepers	263.86
	648100	Printing/Reproduction	4,772.87
	649200	Lodging	542.73
	649300	Auto	213.38
	649400	Meals	224.00
	663000	Operating Supplies	9.00
	663200	Food	568.75
	663400	Office Supplies	1,482.92
	663421	LVA-IT Hardware-Modified Accrual	3,306.10
	663500	Wearing Apparel	50.16
	670100	Electricity	5,315.45
	670500	Disposal	351.32
	679300	Dues	725.00
	679600	Postage	416.91
	680400	Capital Outlay-Equipment-Mod Accrual	2,760.00
Fiscal Year Total			<u>\$469,792.74</u>
Grand Total			<u>\$469,792.74</u>

**REGIONAL FLOOD CONTROL DISTRICT  
FUND 2870 - FACILITIES MAINTENANCE FUND  
FUND BALANCE REPORT  
JUNE 2016**

BEGINNING CASH BALANCE:	11,120,684.67	
Accruals/Adjustments	<u>0.00</u>	
TOTAL BEGINNING CASH BALANCE:		\$11,120,684.67
REVENUES:		
Interest Income	0.00	
Fund 2860 - Transfer In Maintenance Work Program	1,000,000.00	
Miscellaneous Other Revenue/Adjustments	<u>0.00</u>	
TOTAL MONTHLY REVENUES		\$1,000,000.00
EXPENDITURES:		
Services & Supplies	0.00	
Maintenance Work Program Expenditures	(660,633.84)	
Accruals/Adjustments		
Miscellaneous Accruals/Adjustments	0.00	
Contract Retention Payable	0.00	
Contract Retention Interest Payable	0.00	
Accounts Payable	<u>0.00</u>	
TOTAL MONTHLY EXPENSES		<u>(\$660,633.84)</u>
ENDING CASH BALANCE:		<u><u>\$11,460,050.83</u></u>

**Regional Flood Control District  
Monthly Expenditures  
Maintenance Work Program  
6/1/2016 to 6/30/2016**

**Fiscal Year- 2016**

<u>Vendor</u>	<u>Facility</u>	<u>Invoice No.</u>	<u>Inv. Date</u>	<u>PO Number</u>	<u>Date Paid</u>	<u>Amount</u>
CITY OF HENDERSON	RF.HN01	MSC5024894	05/24/2016	4500241334 00010	06/09/2016	4,898.81
CITY OF HENDERSON	RF.HN01	MSC5025079	06/15/2016	4500241334 00010	06/29/2016	199.44
CITY OF HENDERSON	RF.HN01	MSC5025080	06/15/2016	4500241334 00010	06/29/2016	7,039.15
CITY OF HENDERSON	RF.HN01	MSC5025159	06/01/2016	4500241334 00010	06/29/2016	7,118.92
CITY OF HENDERSON	RF.HN02	MSC5025079	06/15/2016	4500241334 00010	06/29/2016	75.98
CITY OF HENDERSON	RF.HN02	MSC5025080	06/15/2016	4500241334 00010	06/29/2016	421.19
CITY OF HENDERSON	RF.HN03	MSC5025080	06/15/2016	4500241334 00010	06/29/2016	104.10
CITY OF HENDERSON	RF.HN04	MSC5024894	05/24/2016	4500241334 00010	06/09/2016	3,048.37
CITY OF HENDERSON	RF.HN04	MSC5025079	06/15/2016	4500241334 00010	06/29/2016	132.96
CITY OF HENDERSON	RF.HN04	MSC5025080	06/15/2016	4500241334 00010	06/29/2016	2,854.42
CITY OF HENDERSON	RF.HN05	MSC5024893	05/24/2016	4500241334 00010	06/16/2016	398.90
CITY OF HENDERSON	RF.HN05	MSC5024894	05/24/2016	4500241334 00010	06/09/2016	2,623.66
CITY OF HENDERSON	RF.HN05	MSC5025080	06/15/2016	4500241334 00010	06/29/2016	135.06
CITY OF HENDERSON	RF.HN06	MSC5024893	05/24/2016	4500241334 00010	06/16/2016	2,007.74
CITY OF HENDERSON	RF.HN06	MSC5024894	05/24/2016	4500241334 00010	06/09/2016	4,623.46
CITY OF HENDERSON	RF.HN06	MSC5025079	06/15/2016	4500241334 00010	06/29/2016	864.28
CITY OF HENDERSON	RF.HN06	MSC5025080	06/15/2016	4500241334 00010	06/29/2016	654.09
CITY OF HENDERSON	RF.HN06	MSC5025159	06/01/2016	4500241334 00010	06/29/2016	20.64
CITY OF HENDERSON	RF.HN07	MSC5025080	06/15/2016	4500241334 00010	06/29/2016	187.82
CITY OF HENDERSON	RF.HN08	MSC5025080	06/15/2016	4500241334 00010	06/29/2016	252.74
CITY OF HENDERSON	RF.HN09	MSC5025080	06/15/2016	4500241334 00010	06/29/2016	114.69
CITY OF HENDERSON	RF.HN10	MSC5025080	06/15/2016	4500241334 00010	06/29/2016	208.18
CITY OF HENDERSON	RF.HN11	MSC5024894	05/24/2016	4500241334 00010	06/09/2016	190.10
CITY OF HENDERSON	RF.HN11	MSC5025080	06/15/2016	4500241334 00010	06/29/2016	441.26
CITY OF HENDERSON	RF.HN12	MSC5024894	05/24/2016	4500241334 00010	06/09/2016	167.75
CITY OF HENDERSON	RF.HN12	MSC5025080	06/15/2016	4500241334 00010	06/29/2016	3,307.88
CITY OF HENDERSON	RF.HN13	MSC5024894	05/24/2016	4500241334 00010	06/09/2016	181.50
CITY OF HENDERSON	RF.HN13	MSC5025080	06/15/2016	4500241334 00010	06/29/2016	370.26
CITY OF HENDERSON	RF.HN14	MSC5024893	05/24/2016	4500241334 00010	06/16/2016	199.46
CITY OF HENDERSON	RF.HN14	MSC5025079	06/15/2016	4500241334 00010	06/29/2016	199.46
CITY OF HENDERSON	RF.HN14	MSC5025080	06/15/2016	4500241334 00010	06/29/2016	210.44
CITY OF HENDERSON	RF.HN15	MSC5024894	05/24/2016	4500241334 00010	06/09/2016	7,318.44
CITY OF HENDERSON	RF.HN15	MSC5025080	06/15/2016	4500241334 00010	06/29/2016	11,564.53
CITY OF HENDERSON	RF.HN17	MSC5025080	06/15/2016	4500241334 00010	06/29/2016	210.44
CITY OF HENDERSON	RF.HN18	MSC5024894	05/24/2016	4500241334 00010	06/09/2016	190.10
CITY OF HENDERSON	RF.HN18	MSC5025079	06/15/2016	4500241334 00010	06/29/2016	132.96
CITY OF HENDERSON	RF.HN18	MSC5025080	06/15/2016	4500241334 00010	06/29/2016	929.62
CITY OF HENDERSON	RF.HN18	MSC5025159	06/01/2016	4500241334 00010	06/29/2016	26.28
CITY OF HENDERSON	RF.HN19	MSC5024894	05/24/2016	4500241334 00010	06/09/2016	2,001.04
CITY OF HENDERSON	RF.HN20	MSC5025080	06/15/2016	4500241334 00010	06/29/2016	210.44

**Regional Flood Control District  
Monthly Expenditures  
Maintenance Work Program  
6/1/2016 to 6/30/2016**

**Fiscal Year- 2016**

<u>Vendor</u>	<u>Facility</u>	<u>Invoice No.</u>	<u>Inv. Date</u>	<u>PO Number</u>	<u>Date Paid</u>	<u>Amount</u>
CITY OF HENDERSON	RF.HN21	MSC5024894	05/24/2016	4500241334 00010	06/09/2016	400.69
CITY OF HENDERSON	RF.HN21	MSC5025080	06/15/2016	4500241334 00010	06/29/2016	94.32
CITY OF HENDERSON	RF.HN22	MSC5025080	06/15/2016	4500241334 00010	06/29/2016	83.72
CITY OF HENDERSON	RF.HN24	MSC5025080	06/15/2016	4500241334 00010	06/29/2016	104.10
CITY OF HENDERSON	RF.HN25	MSC5024894	05/24/2016	4500241334 00010	06/09/2016	190.10
CITY OF HENDERSON	RF.HN25	MSC5025080	06/15/2016	4500241334 00010	06/29/2016	273.80
CITY OF HENDERSON	RF.HN26	MSC5024893	05/24/2016	4500241334 00010	06/16/2016	132.98
CITY OF HENDERSON	RF.HN26	MSC5024894	05/24/2016	4500241334 00010	06/09/2016	316.83
CITY OF HENDERSON	RF.HN26	MSC5025079	06/15/2016	4500241334 00010	06/29/2016	265.92
CITY OF HENDERSON	RF.HN26	MSC5025080	06/15/2016	4500241334 00010	06/29/2016	398.26
CITY OF HENDERSON	RF.HN27	MSC5024893	05/24/2016	4500241334 00010	06/16/2016	132.98
CITY OF HENDERSON	RF.HN27	MSC5024894	05/24/2016	4500241334 00010	06/09/2016	190.10
CITY OF HENDERSON	RF.HN27	MSC5025079	06/15/2016	4500241334 00010	06/29/2016	332.42
CITY OF HENDERSON	RF.HN27	MSC5025080	06/15/2016	4500241334 00010	06/29/2016	63.36
CITY OF HENDERSON	RF.HN28	MSC5024894	05/24/2016	4500241334 00010	06/09/2016	190.10
CITY OF HENDERSON	RF.HN28	MSC5025079	06/15/2016	4500241334 00010	06/29/2016	132.96
CITY OF HENDERSON	RF.HN28	MSC5025080	06/15/2016	4500241334 00010	06/29/2016	294.18
CITY OF HENDERSON	RF.HN29	MSC5024894	05/24/2016	4500241334 00010	06/09/2016	126.72
CITY OF HENDERSON	RF.HN29	MSC5025079	06/15/2016	4500241334 00010	06/29/2016	132.96
CITY OF HENDERSON	RF.HN29	MSC5025080	06/15/2016	4500241334 00010	06/29/2016	168.28
CITY OF HENDERSON	RF.HN30	MSC5025080	06/15/2016	4500241334 00010	06/29/2016	394.02
CITY OF HENDERSON	RF.HN31	MSC5025080	06/15/2016	4500241334 00010	06/29/2016	83.72
CITY OF HENDERSON	RF.HN32	MSC5025080	06/15/2016	4500241334 00010	06/29/2016	758.02
CITY OF HENDERSON	RF.HN34	MSC5024894	05/24/2016	4500241334 00010	06/09/2016	147.23
CITY OF HENDERSON	RF.HN35	MSC5024894	05/24/2016	4500241334 00010	06/09/2016	181.50
CITY OF HENDERSON	RF.HN35	MSC5025080	06/15/2016	4500241334 00010	06/29/2016	220.81
CITY OF HENDERSON	RF.HN36	MSC5025080	06/15/2016	4500241334 00010	06/29/2016	104.92
CITY OF HENDERSON	RF.HN37	MSC5025080	06/15/2016	4500241334 00010	06/29/2016	209.84
CITY OF HENDERSON	RF.HN40	MSC5024894	05/24/2016	4500241334 00010	06/09/2016	147.23
CITY OF HENDERSON	RF.HN40	MSC5025080	06/15/2016	4500241334 00010	06/29/2016	55.46
CITY OF HENDERSON	RF.HN41	MSC5025080	06/15/2016	4500241334 00010	06/29/2016	420.93
CITY OF HENDERSON	RF.HN43	MSC5025080	06/15/2016	4500241334 00010	06/29/2016	210.44
CITY OF HENDERSON	RF.HN45	MSC5024893	05/24/2016	4500241334 00010	06/16/2016	332.42
CITY OF HENDERSON	RF.HN45	MSC5024894	05/24/2016	4500241334 00010	06/09/2016	190.10
CITY OF HENDERSON	RF.HN45	MSC5025079	06/15/2016	4500241334 00010	06/29/2016	132.96
CITY OF HENDERSON	RF.HN45	MSC5025080	06/15/2016	4500241334 00010	06/29/2016	63.36
CITY OF HENDERSON	RF.HN49	MSC5025080	06/15/2016	4500241334 00010	06/29/2016	83.72
CITY OF HENDERSON	RF.HN50	MSC5025080	06/15/2016	4500241334 00010	06/29/2016	167.75
CITY OF HENDERSON	RF.HN61	MSC5024893	05/24/2016	4500241334 00010	06/16/2016	265.94
CITY OF HENDERSON	RF.HN61	MSC5024894	05/24/2016	4500241334 00010	06/09/2016	190.10

**Regional Flood Control District  
Monthly Expenditures  
Maintenance Work Program  
6/1/2016 to 6/30/2016**

**Fiscal Year- 2016**

<u>Vendor</u>	<u>Facility</u>	<u>Invoice No.</u>	<u>Inv. Date</u>	<u>PO Number</u>	<u>Date Paid</u>	<u>Amount</u>
CITY OF HENDERSON	RF.HN61	MSC5025080	06/15/2016	4500241334 00010	06/29/2016	63.36
CITY OF HENDERSON	RF.HN62	MSC5025080	06/15/2016	4500241334 00010	06/29/2016	147.08
CITY OF LAS VEGAS	RF.LV51	214577	05/16/2016	4500243206 00010	06/16/2016	3,631.44
CITY OF LAS VEGAS	RF.LV51	217680	06/21/2016	4500243206 00010	06/29/2016	6,896.49
CITY OF LAS VEGAS	RF.LV52	214577	05/16/2016	4500243206 00010	06/16/2016	36,315.92
CITY OF LAS VEGAS	RF.LV52	217680	06/21/2016	4500243206 00010	06/29/2016	54,056.36
CITY OF LAS VEGAS	RF.LV54	214577	05/16/2016	4500243206 00010	06/16/2016	32,385.32
CITY OF LAS VEGAS	RF.LV54	217680	06/21/2016	4500243206 00010	06/29/2016	9,116.19
CITY OF LAS VEGAS	RF.LV55	214577	05/16/2016	4500243206 00010	06/16/2016	3,208.00
CITY OF LAS VEGAS	RF.LV55	217680	06/21/2016	4500243206 00010	06/29/2016	4,893.68
CITY OF LAS VEGAS	RF.LV56	217680	06/21/2016	4500243206 00010	06/29/2016	3,412.84
CITY OF LAS VEGAS	RF.LV57	214577	05/16/2016	4500243206 00010	06/16/2016	685.34
CITY OF LAS VEGAS	RF.LV57	217680	06/21/2016	4500243206 00010	06/29/2016	1,779.43
CITY OF NORTH LAS VEGAS	RF.NL01	352166	06/22/2016	4500241853 00010	06/29/2016	90.58
CITY OF NORTH LAS VEGAS	RF.NL02	352146	05/23/2016	4500241853 00010	06/09/2016	6,872.70
CITY OF NORTH LAS VEGAS	RF.NL02	352166	06/22/2016	4500241853 00010	06/29/2016	8,097.47
CITY OF NORTH LAS VEGAS	RF.NL03	352146	05/23/2016	4500241853 00010	06/09/2016	4,088.80
CITY OF NORTH LAS VEGAS	RF.NL03	352166	06/22/2016	4500241853 00010	06/29/2016	90.58
CITY OF NORTH LAS VEGAS	RF.NL04	352146	05/23/2016	4500241853 00010	06/09/2016	4,216.26
CITY OF NORTH LAS VEGAS	RF.NL04	352166	06/22/2016	4500241853 00010	06/29/2016	181.16
CITY OF NORTH LAS VEGAS	RF.NL05	352166	06/22/2016	4500241853 00010	06/29/2016	403.48
CITY OF NORTH LAS VEGAS	RF.NL06	352166	06/22/2016	4500241853 00010	06/29/2016	428.19
CITY OF NORTH LAS VEGAS	RF.NL07	352146	05/23/2016	4500241853 00010	06/09/2016	1,657.94
CITY OF NORTH LAS VEGAS	RF.NL07	352166	06/22/2016	4500241853 00010	06/29/2016	25,167.23
CITY OF NORTH LAS VEGAS	RF.NL08	352146	05/23/2016	4500241853 00010	06/09/2016	9,171.76
CITY OF NORTH LAS VEGAS	RF.NL08	352166	06/22/2016	4500241853 00010	06/29/2016	499.79
CITY OF NORTH LAS VEGAS	RF.NL10	352146	05/23/2016	4500241853 00010	06/09/2016	785.01
CITY OF NORTH LAS VEGAS	RF.NL10	352166	06/22/2016	4500241853 00010	06/29/2016	2,395.35
CITY OF NORTH LAS VEGAS	RF.NL11	352166	06/22/2016	4500241853 00010	06/29/2016	7,859.37
CITY OF NORTH LAS VEGAS	RF.NL12	352146	05/23/2016	4500241853 00010	06/09/2016	1,233.68
CITY OF NORTH LAS VEGAS	RF.NL12	352166	06/22/2016	4500241853 00010	06/29/2016	37,196.57
CITY OF NORTH LAS VEGAS	RF.NL13	352146	05/23/2016	4500241853 00010	06/09/2016	2,798.28
CITY OF NORTH LAS VEGAS	RF.NL13	352166	06/22/2016	4500241853 00010	06/29/2016	8,083.69
CITY OF NORTH LAS VEGAS	RF.NL14	352146	05/23/2016	4500241853 00010	06/09/2016	7,880.40
CITY OF NORTH LAS VEGAS	RF.NL14	352166	06/22/2016	4500241853 00010	06/29/2016	181.16
CITY OF NORTH LAS VEGAS	RF.NL15	352146	05/23/2016	4500241853 00010	06/09/2016	642.84
CITY OF NORTH LAS VEGAS	RF.NL15	352166	06/22/2016	4500241853 00010	06/29/2016	90.58
CITY OF NORTH LAS VEGAS	RF.NL16	352146	05/23/2016	4500241853 00010	06/09/2016	2,999.20
CITY OF NORTH LAS VEGAS	RF.NL16	352166	06/22/2016	4500241853 00010	06/29/2016	3,666.74
CITY OF NORTH LAS VEGAS	RF.NL17	352166	06/22/2016	4500241853 00010	06/29/2016	247.03

**Regional Flood Control District  
Monthly Expenditures  
Maintenance Work Program  
6/1/2016 to 6/30/2016**

**Fiscal Year- 2016**

<u>Vendor</u>	<u>Facility</u>	<u>Invoice No.</u>	<u>Inv. Date</u>	<u>PO Number</u>	<u>Date Paid</u>	<u>Amount</u>
CITY OF NORTH LAS VEGAS	RF.NL18	352166	06/22/2016	4500241853 00010	06/29/2016	135.87
CITY OF NORTH LAS VEGAS	RF.NL19	352146	05/23/2016	4500241853 00010	06/09/2016	103,243.01
CITY OF NORTH LAS VEGAS	RF.NL19	352166	06/22/2016	4500241853 00010	06/29/2016	74,719.39
L R NELSON CONSULTING EN	RF.HN16	7009A	05/15/2016	4500243013 00010	06/22/2016	1,125.00
NEW FIELDS COMPANIES LLC	RF.HN06	5603828	05/07/2016	4500247268 00010	06/22/2016	2,000.00
PUBLIC WORKS/CC TREAS	RF.CC01	4016000148	06/30/2016	none	06/30/2016	40,057.45
PUBLIC WORKS/CC TREAS	RF.CC02	4016000149	06/30/2016	none	06/30/2016	894.82
PUBLIC WORKS/CC TREAS	RF.CC03	4016000150	06/30/2016	none	06/30/2016	14,185.80
PUBLIC WORKS/CC TREAS	RF.CC05	4016000151	06/30/2016	none	06/30/2016	1,789.64
PUBLIC WORKS/CC TREAS	RF.CC06	4016000152	06/30/2016	none	06/30/2016	3,806.30
PUBLIC WORKS/CC TREAS	RF.CC11	4016000153	06/30/2016	none	06/30/2016	48,153.00
PUBLIC WORKS/CC TREAS	RF.CC16	4016000154	06/30/2016	none	06/30/2016	894.82
PUBLIC WORKS/CC TREAS	RF.CC19	4016000155	06/30/2016	none	06/30/2016	894.82
PUBLIC WORKS/CC TREAS	RF.CC21	4016000156	06/30/2016	none	06/30/2016	894.82
<b>Total Expenditures</b>						<b>\$660,633.84</b>
<b>Grand Total</b>						<b>\$660,633.84</b>

**Regional Flood Control District  
Maintenance Work Program Status Report- Fiscal Year 2016**

**Boulder City**

<u>Facility</u>	<u>Facility Name</u>	<u>Budget</u>	<u>Amount Spent</u>	<u>Amount Remaining</u>
RF.BC01	Hemenway Watershed	256,365.00	161,375.16	94,989.84
RF.BC02	Georgia/Buchanan Watershed	17,012.00	9,060.91	7,951.09
RF.BC03	North Railroad Watershed	7,112.00	1,802.87	5,309.13
RF.BC04	West Airport Watershed	19,511.00	9,659.90	9,851.10
		<u>\$300,000.00</u>	<u>\$181,898.84</u>	<u>\$118,101.16</u>

**Clark County**

<u>Facility</u>	<u>Facility Name</u>	<u>Budget</u>	<u>Amount Spent</u>	<u>Amount Remaining</u>
RF.CC01	Flamingo Wash	1,337,900.00	1,121,328.46	216,571.54
RF.CC02	Las Vegas Wash	212,500.00	157,878.68	54,621.32
RF.CC03	Duck Creek	354,500.00	232,715.27	121,784.73
RF.CC05	Las Vegas Range Wash	280,300.00	80,143.89	200,156.11
RF.CC06	Tropicana Wash	349,000.00	137,539.63	211,460.37
RF.CC07	Airport Channel	98,000.00	50,439.75	47,560.25
RF.CC08	Monson Channel	297,200.00	61,147.23	236,052.77
RF.CC09	Rawhide Channel	191,500.00	2,970.36	188,529.64
RF.CC10	Van Buskirk Channel	23,000.00	8,182.18	14,817.82
RF.CC11	Flamingo Wash North Fork	644,900.00	70,328.36	574,571.64
RF.CC14	Laughlin Washes	50,000.00	13,058.06	36,941.94
RF.CC15	Moapa Valley	26,000.00	13,477.30	12,522.70
RF.CC16	Blue Diamond Wash	195,100.00	108,008.58	87,091.42
RF.CC17	Searchlight	2,000.00	502.67	1,497.33
RF.CC18	Bunkerville	14,200.00	3,513.00	10,687.00
RF.CC19	Pittman Wash	55,000.00	11,450.77	43,549.23
RF.CC20	Indian Springs	11,800.00	2,227.53	9,572.47
RF.CC21	Northern Beltway Channels	106,000.00	39,152.93	66,847.07
		<u>\$4,248,900.00</u>	<u>\$2,114,064.65</u>	<u>\$2,134,835.35</u>

**Henderson**

<u>Facility</u>	<u>Facility Name</u>	<u>Budget</u>	<u>Amount Spent</u>	<u>Amount Remaining</u>
RF.HN01	C-1 Channel	44,000.00	59,551.37	(15,551.37)
RF.HN02	Greenway Channel	13,700.00	12,329.83	1,370.17
RF.HN03	Van Wagenen Channel	250.00	206.07	43.93
RF.HN04	Gibson Channel	11,200.00	10,752.26	447.74
RF.HN05	Lower Pittman Channel	26,000.00	24,045.69	1,954.31
RF.HN06	Upper Pittman Wash	291,700.00	73,868.92	217,831.08
RF.HN07	UPRR Channel	1,300.00	474.89	825.11
RF.HN08	Sandwedge Channel	1,000.00	864.13	135.87
RF.HN09	Whitney Ranch Channel	2,000.00	1,519.47	480.53
RF.HN10	Duck Creek Channel	700.00	478.34	221.66
RF.HN11	Mission Hills Detention Basin	6,900.00	5,820.64	1,079.36
RF.HN12	Railroad East Channel	3,400.00	6,046.92	(2,646.92)
RF.HN13	MacDonald Ranch Channel	12,200.00	10,123.48	2,076.52
RF.HN14	Drake Channel	10,200.00	11,682.21	(1,482.21)
RF.HN15	I-515 Channel	25,800.00	42,632.58	(16,832.58)
RF.HN16	Eastern Channel	5,950.00	5,481.29	468.71
RF.HN17	Western Interceptor	3,500.00	2,956.90	543.10
RF.HN18	Equestrian Detention Basin	3,700.00	3,922.13	(222.13)
RF.HN19	Sunridge Channel	12,000.00	12,215.73	(215.73)
RF.HN20	Pittman Wash Railroad Channel	1,050.00	922.12	127.88



**Regional Flood Control District  
Maintenance Work Program Status Report- Fiscal Year 2016**

**Henderson**

<u>Facility</u>	<u>Facility Name</u>	<u>Budget</u>	<u>Amount Spent</u>	<u>Amount Remaining</u>
RF.HN21	Pittman Park Detention Basin	7,850.00	6,456.41	1,393.59
RF.HN22	Pittman Wash Burns	5,100.00	4,695.83	404.17
RF.HN24	Pittman Pecos Channel	1,200.00	888.22	311.78
RF.HN25	Black Mountain DB	2,000.00	1,650.86	349.14
RF.HN26	East C-1 DB & Berm, Channel-Havre	21,500.00	11,514.89	9,985.11
RF.HN27	McCullough Hills Det Basin	3,950.00	2,720.70	1,229.30
RF.HN28	Pioneer Detention Basin	4,800.00	2,221.23	2,578.77
RF.HN29	Pittman East Det Basin	9,800.00	7,954.64	1,845.36
RF.HN30	Saguaro Park/Downs Channel	5,700.00	4,996.21	703.79
RF.HN31	C-1 Channel - US 95	2,400.00	2,218.72	181.28
RF.HN32	C-1 Channel Boulder Highway	8,750.00	8,466.09	283.91
RF.HN33	Upper Pittman Wash South	4,600.00	225.21	4,374.79
RF.HN34	Pittman Stephanie	2,100.00	249.20	1,850.80
RF.HN35	Pittman Desert Willow	1,600.00	826.02	773.98
RF.HN36	Pittman Foothills Drive	3,300.00	2,790.15	509.85
RF.HN37	Pittman Lake Mead	1,600.00	431.40	1,168.60
RF.HN38	Pittman Valle Verde	1,600.00	52.85	1,547.15
RF.HN40	Pittman Pioneer Detention	27,550.00	25,276.01	2,273.99
RF.HN41	Pittman West Horizon	19,500.00	18,460.13	1,039.87
RF.HN42	Pittman/Anthem Parkway	1,600.00	202.02	1,397.98
RF.HN43	Pittman Horizon Ridge	1,600.00	263.29	1,336.71
RF.HN45	Pittman Anthem Channel & DB	21,100.00	1,523.34	19,576.66
RF.HN46	Pittman Reunion Drive	2,400.00	101.04	2,298.96
RF.HN47	Pittman Green Valley	2,600.00	98.68	2,501.32
RF.HN48	Pittman Seven Hills	1,500.00	98.68	1,401.32
RF.HN49	C-1 Channel US 95 Trib 1	1,600.00	136.57	1,463.43
RF.HN50	C-1 Channel Four Kids	37,600.00	36,207.35	1,392.65
RF.HN53	Lake Las Vegas Magic Way Chnl	1,600.00	101.04	1,498.96
RF.HN54	Pittman Hampton Road	2,200.00	1,203.24	996.76
RF.HN55	Pittman Anthem Drive	1,600.00	105.75	1,494.25
RF.HN56	Pittman Wash Southeast	4,400.00	280.37	4,119.63
RF.HN57	Pittman Wash Wilderness Study	2,400.00	105.75	2,294.25
RF.HN58	Pittman Southedge-North	1,300.00	501.46	798.54
RF.HN59	Pittman Southedge-South	1,300.00	101.04	1,198.96
RF.HN60	Pittman Southedge-Anthem	2,100.00	105.75	1,994.25
RF.HN61	Pittman East Headworks DB	18,300.00	2,246.42	16,053.58
RF.HN62	C-1 Channel-Racetrack	1,600.00	199.93	1,400.07
		<b>\$718,250.00</b>	<b>\$431,571.46</b>	<b>\$286,678.54</b>

**Las Vegas**

<u>Facility</u>	<u>Facility Name</u>	<u>Budget</u>	<u>Amount Spent</u>	<u>Amount Remaining</u>
RF.LV51	Cedar Ave Channel/Nellis System	100,000.00	34,289.49	65,710.51
RF.LV52	Gowan/Angel Pk/Lone Mtn System	450,000.00	150,580.78	299,419.22
RF.LV53	Lake Mead/Smoke Ranch/Washington S.	100,000.00	86.24	99,913.76
RF.LV54	Las Vegas Wash System	650,000.00	95,104.97	554,895.03
RF.LV55	Meadows/Oakey System	100,000.00	37,681.27	62,318.73
RF.LV56	Washington Ave/LV Creek	225,000.00	12,428.13	212,571.87
RF.LV57	US95/Outer Beltway/Ann Road System	3,000,000.00	28,263.26	2,971,736.74
		<b>\$4,625,000.00</b>	<b>\$358,434.14</b>	<b>\$4,266,565.86</b>

**Regional Flood Control District  
Maintenance Work Program Status Report- Fiscal Year 2016**

**Mesquite**

<u>Facility</u>	<u>Facility Name</u>	<u>Budget</u>	<u>Amount Spent</u>	<u>Amount Remaining</u>
RF.ME01	Mesquite Town Wash	19,000.00	10,807.57	8,192.43
RF.ME02	Abbott Wash Channel	25,300.00	17,411.86	7,888.14
RF.ME04	Town Wash Detention Basin	487,300.00	466,781.31	20,518.69
RF.ME07	Pulsipher Wash	29,400.00	13,622.64	15,777.36
RF.ME08	Abbott Wash Detention Basin	88,000.00	14,548.22	73,451.78
RF.ME09	Pulsipher Wash Detention Basin	48,700.00	12,979.27	35,720.73
		<u>\$697,700.00</u>	<u>\$536,150.87</u>	<u>\$161,549.13</u>

**North Las Vegas**

<u>Facility</u>	<u>Facility Name</u>	<u>Budget</u>	<u>Amount Spent</u>	<u>Amount Remaining</u>
RF.NL01	LV Wash "N" Channel	38,874.44	6,006.65	32,867.79
RF.NL02	Las Vegas Wash-Middle	134,714.00	83,022.66	51,691.34
RF.NL03	LV Wash-King Charles Channel	40,214.00	7,204.54	33,009.46
RF.NL04	Vandenberg Detention Basin	33,992.63	14,458.99	19,533.64
RF.NL05	North Las Vegas Detention Basin	87,000.00	61,749.55	25,250.45
RF.NL06	Upper LVW DB & Moccasin Levee	48,255.90	3,742.97	44,512.93
RF.NL07	Carey/Lake Mead Detention Basin	118,714.00	103,265.20	15,448.80
RF.NL08	Gowan Outfall Channel	51,318.65	17,774.60	33,544.05
RF.NL10	Upper Las Vegas Wash	21,460.28	20,092.90	1,367.38
RF.NL11	Clayton Street Channel	39,214.00	24,496.68	14,717.32
RF.NL12	Lower Las Vegas Detention Basin	262,864.57	234,289.17	28,575.40
RF.NL13	West Trib-Ranch House to Lower LV DF	46,714.00	29,224.43	17,489.57
RF.NL14	Trib to Western Trib @ Craig Rd	49,714.00	38,717.85	10,996.15
RF.NL15	Las Vegas Wash-Smoke Ranch	20,714.00	6,312.13	14,401.87
RF.NL16	Upper Las Vegas Wash Channel	54,246.56	19,574.96	34,671.60
RF.NL17	Range Wash-LVW Diversion & Levee	124,816.87	102,965.23	21,851.64
RF.NL18	Cheyenne Peaking Basin	48,214.00	7,227.26	40,986.74
RF.NL19	LVW-Middle, Cheyenne Ave to Owens /	496,458.10	478,285.20	18,172.90
		<u>\$1,717,500.00</u>	<u>\$1,258,410.97</u>	<u>\$459,089.03</u>

	<u>Budget</u>	<u>Amount Spent</u>	<u>Amount Remaining</u>
<b>Program Totals</b>	<u>\$12,307,350.00</u>	<u>\$4,880,530.93</u>	<u>\$7,426,819.07</u>

**Regional Flood Control District  
Maintenance Work Program Status Report- Fiscal Year 2017**

**Boulder City**

<u>Facility</u>	<u>Facility Name</u>	<u>Budget</u>	<u>Amount Spent</u>	<u>Amount Remaining</u>
RF.BC01	Hemenway Watershed	100,650.00	0.00	100,650.00
RF.BC02	Georgia/Buchanan Watershed	89,500.00	0.00	89,500.00
RF.BC03	North Railroad Watershed	74,850.00	0.00	74,850.00
RF.BC04	West Airport Watershed	35,000.00	0.00	35,000.00
		<b>\$300,000.00</b>	<b>\$0.00</b>	<b>\$300,000.00</b>

**Clark County**

<u>Facility</u>	<u>Facility Name</u>	<u>Budget</u>	<u>Amount Spent</u>	<u>Amount Remaining</u>
RF.CC01	Flamingo Wash	906,500.00	0.00	906,500.00
RF.CC02	Las Vegas Wash	131,500.00	0.00	131,500.00
RF.CC03	Duck Creek	284,500.00	0.00	284,500.00
RF.CC05	Las Vegas Range Wash	295,300.00	0.00	295,300.00
RF.CC06	Tropicana Wash	345,000.00	0.00	345,000.00
RF.CC07	Airport Channel	48,000.00	0.00	48,000.00
RF.CC08	Monson Channel	294,700.00	0.00	294,700.00
RF.CC09	Rawhide Channel	540,500.00	0.00	540,500.00
RF.CC10	Van Buskirk Channel	33,000.00	0.00	33,000.00
RF.CC11	Flamingo Wash North Fork	1,053,000.00	0.00	1,053,000.00
RF.CC14	Laughlin Washes	37,000.00	0.00	37,000.00
RF.CC15	Moapa Valley	68,500.00	0.00	68,500.00
RF.CC16	Blue Diamond Wash	147,000.00	0.00	147,000.00
RF.CC17	Searchlight	2,000.00	0.00	2,000.00
RF.CC18	Bunkerville	12,700.00	0.00	12,700.00
RF.CC19	Pittman Wash	52,500.00	0.00	52,500.00
RF.CC20	Indian Springs	11,000.00	0.00	11,000.00
RF.CC21	Northern Beltway Channels	101,000.00	0.00	101,000.00
		<b>\$4,363,700.00</b>	<b>\$0.00</b>	<b>\$4,363,700.00</b>

**Henderson**

<u>Facility</u>	<u>Facility Name</u>	<u>Budget</u>	<u>Amount Spent</u>	<u>Amount Remaining</u>
RF.HN01	C-1 Channel	88,300.00	0.00	88,300.00
RF.HN02	Greenway Channel	13,500.00	0.00	13,500.00
RF.HN03	Van Wagenen Channel	1,300.00	0.00	1,300.00
RF.HN04	Gibson Channel	10,000.00	0.00	10,000.00
RF.HN05	Lower Pittman Channel	33,000.00	0.00	33,000.00
RF.HN06	Upper Pittman Wash	82,500.00	0.00	82,500.00
RF.HN07	UPRR Channel	7,000.00	0.00	7,000.00
RF.HN08	Sandwedge Channel	16,000.00	0.00	16,000.00
RF.HN09	Whitney Ranch Channel	18,500.00	0.00	18,500.00
RF.HN10	Duck Creek Channel	2,500.00	0.00	2,500.00
RF.HN11	Mission Hills Detention Basin	150,450.00	0.00	150,450.00
RF.HN12	Railroad East Channel	3,500.00	0.00	3,500.00
RF.HN13	MacDonald Ranch Channel	7,500.00	0.00	7,500.00
RF.HN14	Drake Channel	2,000.00	0.00	2,000.00
RF.HN15	I-515 Channel	3,500.00	0.00	3,500.00
RF.HN16	Eastern Channel	14,000.00	0.00	14,000.00
RF.HN17	Western Interceptor	3,500.00	0.00	3,500.00
RF.HN18	Equestrian Detention Basin	30,500.00	0.00	30,500.00
RF.HN19	Sunridge Channel	18,500.00	0.00	18,500.00
RF.HN20	Pittman Wash Railroad Channel	5,500.00	0.00	5,500.00

**Regional Flood Control District  
Maintenance Work Program Status Report- Fiscal Year 2017**

**Henderson**

<u>Facility</u>	<u>Facility Name</u>	<u>Budget</u>	<u>Amount Spent</u>	<u>Amount Remaining</u>
RF.HN21	Pittman Park Detention Basin	4,000.00	0.00	4,000.00
RF.HN22	Pittman Wash Burns	9,500.00	0.00	9,500.00
RF.HN24	Pittman Pecos Channel	4,500.00	0.00	4,500.00
RF.HN25	Black Mountain DB	16,500.00	0.00	16,500.00
RF.HN26	East C-1 DB & Berm, Channel-Havre	48,100.00	0.00	48,100.00
RF.HN27	McCullough Hills Det Basin	16,000.00	0.00	16,000.00
RF.HN28	Pioneer Detention Basin	37,000.00	0.00	37,000.00
RF.HN29	Pittman East Det Basin	69,000.00	0.00	69,000.00
RF.HN30	Saguaro Park/Downs Channel	800.00	0.00	800.00
RF.HN31	C-1 Channel - US 95	1,300.00	0.00	1,300.00
RF.HN32	C-1 Channel Boulder Highway	7,500.00	0.00	7,500.00
RF.HN33	Upper Pittman Wash South	4,300.00	0.00	4,300.00
RF.HN34	Pittman Stephanie	1,800.00	0.00	1,800.00
RF.HN35	Pittman Desert Willow	1,300.00	0.00	1,300.00
RF.HN36	Pittman Foothills Drive	1,300.00	0.00	1,300.00
RF.HN37	Pittman Lake Mead	1,300.00	0.00	1,300.00
RF.HN38	Pittman Valle Verde	1,300.00	0.00	1,300.00
RF.HN40	Pittman Pioneer Detention	2,300.00	0.00	2,300.00
RF.HN41	Pittman West Horizon	1,300.00	0.00	1,300.00
RF.HN42	Pittman/Anthem Parkway	1,300.00	0.00	1,300.00
RF.HN43	Pittman Horizon Ridge	1,300.00	0.00	1,300.00
RF.HN45	Pittman Anthem Channel & DB	24,500.00	0.00	24,500.00
RF.HN46	Pittman Reunion Drive	2,100.00	0.00	2,100.00
RF.HN47	Pittman Green Valley	2,300.00	0.00	2,300.00
RF.HN48	Pittman Seven Hills	1,200.00	0.00	1,200.00
RF.HN49	C-1 Channel US 95 Trib 1	1,300.00	0.00	1,300.00
RF.HN50	C-1 Channel Four Kids	13,300.00	0.00	13,300.00
RF.HN53	Lake Las Vegas Magic Way Chnl	1,300.00	0.00	1,300.00
RF.HN54	Pittman Hampton Road	1,000.00	0.00	1,000.00
RF.HN55	Pittman Anthem Drive	1,300.00	0.00	1,300.00
RF.HN56	Pittman Wash Southeast	4,100.00	0.00	4,100.00
RF.HN57	Pittman Wash Wilderness Study	2,100.00	0.00	2,100.00
RF.HN58	Pittman Southedge-North	1,000.00	0.00	1,000.00
RF.HN59	Pittman Southedge-South	1,000.00	0.00	1,000.00
RF.HN60	Pittman Southedge-Anthem	1,800.00	0.00	1,800.00
RF.HN61	Pittman East Headworks DB	18,000.00	0.00	18,000.00
RF.HN62	C-1 Channel-Racetrack	1,300.00	0.00	1,300.00
		<u>\$820,850.00</u>	<u>\$0.00</u>	<u>\$820,850.00</u>

**Las Vegas**

<u>Facility</u>	<u>Facility Name</u>	<u>Budget</u>	<u>Amount Spent</u>	<u>Amount Remaining</u>
RF.LV51	Cedar Ave Channel/Nellis System	50,000.00	0.00	50,000.00
RF.LV52	Gowan/Angel Pk/Lone Mtn System	500,000.00	0.00	500,000.00
RF.LV53	Lake Mead/Smoke Ranch/Washington S	50,000.00	0.00	50,000.00
RF.LV54	Las Vegas Wash System	700,000.00	0.00	700,000.00
RF.LV55	Meadows/Oakey System	100,000.00	0.00	100,000.00
RF.LV56	Washington Ave/LV Creek	225,000.00	0.00	225,000.00
RF.LV57	US95/Outer Beltway/Ann Road System	1,000,000.00	0.00	1,000,000.00
		<u>\$2,625,000.00</u>	<u>\$0.00</u>	<u>\$2,625,000.00</u>

**Regional Flood Control District  
Maintenance Work Program Status Report- Fiscal Year 2017**

**Mesquite**

<u>Facility</u>	<u>Facility Name</u>	<u>Budget</u>	<u>Amount Spent</u>	<u>Amount Remaining</u>
RF.ME01	Mesquite Town Wash	19,000.00	0.00	19,000.00
RF.ME02	Abbott Wash Channel	14,300.00	0.00	14,300.00
RF.ME04	Town Wash Detention Basin	467,300.00	0.00	467,300.00
RF.ME07	Pulsipher Wash	29,400.00	0.00	29,400.00
RF.ME08	Abbott Wash Detention Basin	68,000.00	0.00	68,000.00
RF.ME09	Pulsipher Wash Detention Basin	29,700.00	0.00	29,700.00
		<u>\$627,700.00</u>	<u>\$0.00</u>	<u>\$627,700.00</u>

**North Las Vegas**

<u>Facility</u>	<u>Facility Name</u>	<u>Budget</u>	<u>Amount Spent</u>	<u>Amount Remaining</u>
RF.NL01	LV Wash "N" Channel	77,575.00	0.00	77,575.00
RF.NL02	Las Vegas Wash-Middle	152,571.00	0.00	152,571.00
RF.NL03	LV Wash-King Charles Channel	57,071.00	0.00	57,071.00
RF.NL04	Vandenberg Detention Basin	102,071.00	0.00	102,071.00
RF.NL05	North Las Vegas Detention Basin	177,500.00	0.00	177,500.00
RF.NL06	Upper LVW DB & Moccasin Levee	151,500.00	0.00	151,500.00
RF.NL07	Carey/Lake Mead Detention Basin	103,071.00	0.00	103,071.00
RF.NL08	Gowan Outfall Channel	61,571.00	0.00	61,571.00
RF.NL10	Upper Las Vegas Wash	23,000.00	0.00	23,000.00
RF.NL11	Clayton Street Channel	52,571.00	0.00	52,571.00
RF.NL12	Lower Las Vegas Detention Basin	94,071.00	0.00	94,071.00
RF.NL13	West Trib-Ranch House to Lower LV DE	58,071.00	0.00	58,071.00
RF.NL14	Trib to Western Trib @ Craig Rd	54,571.00	0.00	54,571.00
RF.NL15	Las Vegas Wash-Smoke Ranch	50,571.00	0.00	50,571.00
RF.NL16	Upper Las Vegas Wash Channel	95,071.00	0.00	95,071.00
RF.NL17	Range Wash-LVW Diversion & Levee	162,000.00	0.00	162,000.00
RF.NL18	Cheyenne Peaking Basin	68,071.00	0.00	68,071.00
RF.NL19	LVW-Middle, Cheyenne Ave to Owens'	176,573.00	0.00	176,573.00
		<u>\$1,717,500.00</u>	<u>\$0.00</u>	<u>\$1,717,500.00</u>

	<u>Budget</u>	<u>Amount Spent</u>	<u>Amount Remaining</u>
<b>Program Totals</b>	<u>\$10,454,750.00</u>	<u>\$0.00</u>	<u>\$10,454,750.00</u>

**REGIONAL FLOOD CONTROL DISTRICT  
FUND 3300 - BOND DEBT SERVICE FUND  
FUND BALANCE REPORT  
JUNE 2016**

BEGINNING CASH BALANCE	10,164,263.01	
Accruals/Adjustments	<u>0.00</u>	
TOTAL BEGINNING CASH BALANCE		\$10,164,263.01
REVENUES:		
Interest Income	11,517.56	
Fund 2860 - Transfer In Debt Service	3,303,369.33	
Bonds Issued	0.00	
Premium on Bonds Issued	0.00	
Miscellaneous Other Revenue	0.00	
Accruals/Adjustments		
Miscellaneous Accruals/Adjustments	<u>5.18</u>	
TOTAL MONTHLY REVENUES		\$3,314,892.07
EXPENDITURES:		
Professional Services	0.00	
Debt Service Payments*	0.00	
Payments to Escrow Agent	0.00	
Transfers Out to Other Funds	0.00	
Accruals/Adjustments		
Miscellaneous Accruals/Adjustments	<u>(5.18)</u>	
TOTAL MONTHLY EXPENSES		<u>(\$5.18)</u>
ENDING CASH BALANCE:		<u><u>\$13,479,149.90</u></u>

\*Principal payments paid annually (November); Interest payments paid semi-annually (May and November)

**REGIONAL FLOOD CONTROL DISTRICT  
FUND 4430 - CONSTRUCTION FUND  
FUND BALANCE REPORT  
JUNE 2016**

**BEGINNING CASH BALANCE:**

Cash in Custody of Treasurer	91,209,963.40
Custodial Account Cash Balance	50,277,688.49
Accruals/Adjustments	<u>0.00</u>

**TOTAL BEGINNING CASH BALANCE** **\$141,487,651.89**

**REVENUES:**

Fund 2860 - Transfer In Budgeted Transfer	3,200,000.00
Fund 3300 - Transfer In Bond Proceeds	0.00
Custodial Account - Transfer In to Treasurer	0.00
Interest Earnings	0.00
Custodial Account Interest Earnings	0.00
Proceeds from Bonds and Loans	0.00
Miscellaneous Other Revenue	38,165.34
Accruals/Adjustments	
Miscellaneous Accruals/Adjustments	<u>0.00</u>

**TOTAL MONTHLY REVENUES** **\$3,238,165.34**

**EXPENDITURES:**

Capital Improvement Program	(3,095,764.52)
Professional Services	0.00
Project Reimbursements	0.00
Fund 2860 - Transfer Out Interest Earnings	0.00
Fund 2860 - Transfer Out ILA Closeout/Reductions	0.00
Custodial Account - Transfer Out to Treasurer	0.00
Accruals/Adjustments	
Contracts Retention Payable	68,376.26
Contracts Retention Interest Payable	0.00
Accounts Payable	(38,165.34)
Miscellaneous Accruals/Adjustments	<u>0.00</u>

**TOTAL MONTHLY EXPENDITURES** **(\$3,065,553.60)**

**ENDING CASH BALANCE:**

Cash in Custody of Treasurer	91,382,575.14
Custodial Account Cash Balance	<u>50,277,688.49</u>

**ENDING CASH BALANCE:** **\$141,660,263.63**

**Regional Flood Control District  
Monthly Expenditures  
Capital Improvement Program  
6/1/2016 to 6/30/2016**

**Fund 4430**

**Fiscal Year- 2016**

<u>Vendor</u>	<u>Project</u>	<u>Invoice No.</u>	<u>Inv. Date</u>	<u>PO Number</u>	<u>Date Paid</u>	<u>Amount</u>
ATKINS NORTH AMERICA I	RF.HEN24A11	1830530	01/27/2016	4800004705 00040	06/16/2016	9,470.01
CH2M HILL ENGINEERS IN	RF.HEN05E09	38106680213	05/10/2016	4800006548 00020	06/22/2016	3,084.92
CH2M HILL ENGINEERS IN	RF.HEN12I09	38106680223	05/25/2016	4800006549 00030	06/22/2016	252.97
CITY OF HENDERSON	RF.HEN01H09	MSC5024899	03/01/2016	4800002395 00010	06/16/2016	300.96
CITY OF HENDERSON	RF.HEN01H09	MSC5024962	04/01/2016	4800002395 00010	06/16/2016	596.89
CITY OF HENDERSON	RF.HEN01I14	MSC502124	06/01/2016	4800006817 00010	06/29/2016	2,395.20
CITY OF HENDERSON	RF.HEN01I14	MSC5024900	03/01/2016	4800006817 00010	06/16/2016	1,266.67
CITY OF HENDERSON	RF.HEN01I14	MSC5024963	04/01/2016	4800006817 00010	06/16/2016	1,885.26
CITY OF HENDERSON	RF.HEN01I14	MSC5025010	05/01/2016	4800006817 00010	06/22/2016	2,274.23
CITY OF HENDERSON	RF.HEN04P09	MSC5024905	03/01/2016	4800002767 00010	06/16/2016	1,626.09
CITY OF HENDERSON	RF.HEN04P09	MSC5025127	06/01/2016	4800002767 00010	06/29/2016	327.34
CITY OF HENDERSON	RF.HEN04Q15	MSC5024906	03/01/2016	4800007358 00010	06/16/2016	8,670.44
CITY OF HENDERSON	RF.HEN04Q15	MSC5024967	04/01/2016	4800007358 00010	06/16/2016	4,384.54
CITY OF HENDERSON	RF.HEN04Q15	MSC5025013	05/01/2016	4800007358 00010	06/22/2016	6,458.89
CITY OF HENDERSON	RF.HEN04Q15	MSC5025128	06/01/2016	4800007358 00010	06/29/2016	7,716.75
CITY OF HENDERSON	RF.HEN05E09	MSC5024907	03/01/2016	4800002768 00010	06/16/2016	2,451.20
CITY OF HENDERSON	RF.HEN05E09	MSC5024968	04/01/2016	4800002768 00010	06/16/2016	4,177.34
CITY OF HENDERSON	RF.HEN05E09	MSC5025014	05/01/2016	4800002768 00010	06/22/2016	2,855.61
CITY OF HENDERSON	RF.HEN05E09	MSC5025129	06/01/2016	4800002768 00010	06/29/2016	200.64
CITY OF HENDERSON	RF.HEN06I09	MSC5024908	03/01/2016	4800002766 00010	06/16/2016	351.12
CITY OF HENDERSON	RF.HEN06I09	MSC5024994	04/01/2016	4800002766 00010	06/16/2016	50.16
CITY OF HENDERSON	RF.HEN06J13	MSC5024903	03/01/2016	4800006482 00010	06/16/2016	100.32
CITY OF HENDERSON	RF.HEN06J13	MSC5024966	04/01/2016	4800006482 00010	06/16/2016	50.16
CITY OF HENDERSON	RF.HEN06K13	MSC5024909	03/01/2016	4800006095 00010	06/16/2016	39.92
CITY OF HENDERSON	RF.HEN12I09	MSC5024901	03/01/2016	4800002400 00010	06/16/2016	1,161.66
CITY OF HENDERSON	RF.HEN12I09	MSC5024964	04/01/2016	4800002400 00010	06/16/2016	3,844.17
CITY OF HENDERSON	RF.HEN12I09	MSC5025011	05/01/2016	4800002400 00010	06/22/2016	4,328.86
CITY OF HENDERSON	RF.HEN12I09	MSC5025125	06/01/2016	4800002400 00010	06/29/2016	1,214.48
CITY OF HENDERSON	RF.HEN16A01	MSC5024897	03/01/2016	4800001182 00010	06/16/2016	1,250.40
CITY OF HENDERSON	RF.HEN16A01	MSC5024960	04/01/2016	4800001182 00010	06/16/2016	3,044.73
CITY OF HENDERSON	RF.HEN16A01	MSC5025008	05/01/2016	4800001182 00010	06/22/2016	1,044.68
CITY OF HENDERSON	RF.HEN16A01	MSC5025122	06/01/2016	4800001182 00010	06/29/2016	1,253.90
CITY OF HENDERSON	RF.HEN16D15	MSC5024898	03/01/2016	4800007269 00010	06/16/2016	5,849.35
CITY OF HENDERSON	RF.HEN16D15	MSC5024961	04/01/2016	4800007269 00010	06/16/2016	3,734.97
CITY OF HENDERSON	RF.HEN16D15	MSC5025009	05/01/2016	4800007269 00010	06/22/2016	7,493.45
CITY OF HENDERSON	RF.HEN16D15	MSC5025123	06/01/2016	4800007269 00010	06/29/2016	4,111.97
CITY OF HENDERSON	RF.HEN23A09	MSC5024902	03/01/2016	4800002478 00010	06/16/2016	4,652.06
CITY OF HENDERSON	RF.HEN23A09	MSC5024965	04/01/2016	4800002478 00010	06/16/2016	5,131.43
CITY OF HENDERSON	RF.HEN23A09	MSC5025012	05/01/2016	4800002478 00010	06/23/2016	2,225.70
CITY OF HENDERSON	RF.HEN23A09	MSC5025126	06/01/2016	4800002478 00010	06/29/2016	3,115.54
CITY OF HENDERSON	RF.HEN24A11	MSC5024910	03/01/2016	4800004138 00010	06/16/2016	433.92
CITY OF HENDERSON	RF.HEN24A11	MSC5024970	04/01/2016	4800004138 00010	06/16/2016	245.81
CITY OF HENDERSON	RF.HEN24A11	MSC5025015	05/01/2016	4800004138 00010	06/22/2016	709.34
CITY OF HENDERSON	RF.HEN24A11	MSC5025130	06/01/2016	4800004138 00010	06/29/2016	367.44
CITY OF HENDERSON	RF.HEN24B13	MSC5024911	03/01/2016	4800006666 00010	06/16/2016	39.90



**Regional Flood Control District  
Monthly Expenditures  
Capital Improvement Program  
6/1/2016 to 6/30/2016**

**Fund 4430**

**Fiscal Year- 2016**

<u>Vendor</u>	<u>Project</u>	<u>Invoice No.</u>	<u>Inv. Date</u>	<u>PO Number</u>	<u>Date Paid</u>	<u>Amount</u>
CITY OF LAS VEGAS	RF.LAS05K15	214565	05/16/2016	4800006738 00020	06/16/2016	353,503.24
CITY OF LAS VEGAS	RF.LAS05K15	217257	06/21/2016	4800006738 00010	06/29/2016	14,897.79
CITY OF LAS VEGAS	RF.LAS14C11	214573	05/16/2016	4800004218 00010	06/16/2016	6,968.60
CITY OF LAS VEGAS	RF.LAS14D14	214572	05/16/2016	4800006033 00020	06/16/2016	1,415.90
CITY OF LAS VEGAS	RF.LAS16N13	214564	05/16/2016	4800005743 00020	06/16/2016	3,924.02
CITY OF LAS VEGAS	RF.LAS16N13	217237	06/21/2016	4800005743 00020	06/29/2016	4,832.56
CITY OF LAS VEGAS	RF.LAS16O13	216799	06/15/2016	4800005933 00020	06/24/2016	6,556.56
CITY OF LAS VEGAS	RF.LAS16O13	217797	06/21/2016	4800005933 00020	06/29/2016	10,624.80
CITY OF LAS VEGAS	RF.LAS22R12	214567	05/16/2016	4800005111 00020	06/16/2016	1,247.54
CITY OF LAS VEGAS	RF.LAS22R12	217378	06/21/2016	4800005111 00020	06/29/2016	891.10
CITY OF LAS VEGAS	RF.LAS22S13	214597	05/16/2016	4800005745 00020	06/16/2016	20,386.08
CITY OF LAS VEGAS	RF.LAS22S13	217697	06/21/2016	4800005745 00020	06/29/2016	8,321.79
CITY OF LAS VEGAS	RF.LAS23E13	217678	06/21/2016	4800005741 00020	06/29/2016	44.33
CITY OF LAS VEGAS	RF.LAS23F14	214576	05/16/2016	4800006571 00020	06/16/2016	7,289.73
CITY OF LAS VEGAS	RF.LAS23F14	217677	06/21/2016	4800006571 00020	06/29/2016	6,174.23
CITY OF LAS VEGAS	RF.LAS23G15	217177	06/21/2016	4800007191 00010	06/29/2016	77,860.00
CITY OF LAS VEGAS	RF.LAS23H15	214575	05/16/2016	4800007390 00010	06/16/2016	88.66
CITY OF LAS VEGAS	RF.LAS23H15	217661	06/21/2016	4800007390 00010	06/29/2016	44.33
CITY OF LAS VEGAS	RF.LAS24E07	217457	06/21/2016	4800000203 00050	06/29/2016	221.65
CITY OF LAS VEGAS	RF.LAS24H13	214570	05/16/2016	4800005747 00020	06/16/2016	1,995.70
CITY OF LAS VEGAS	RF.LAS24H13	217477	06/21/2016	4800005747 00020	06/29/2016	61,750.10
CITY OF LAS VEGAS	RF.LAS24I15	214574	05/16/2016	4800007188 00010	06/16/2016	728.94
CITY OF LAS VEGAS	RF.LAS24I15	217517	06/21/2016	4800007188 00010	06/29/2016	635.16
CITY OF LAS VEGAS	RF.LAS24J15	217497	06/21/2016	4800007189 00010	06/29/2016	992.50
CITY OF LAS VEGAS	RF.LAS25B13	217679	06/21/2016	4800005742 00020	06/29/2016	423.44
CITY OF LAS VEGAS	RF.LAS29B15	214571	05/16/2016	4800007391 00010	06/16/2016	763.72
CITY OF LAS VEGAS	RF.LAS29B15	217637	06/21/2016	4800007391 00010	06/29/2016	798.51
CITY OF MESQUITE	RF.MES04A15	PW2016309	06/20/2016	4800007392 00030	06/29/2016	51,298.52
CITY OF NORTH LAS VEGAS	RF.NLV01G11	7488	06/22/2016	4800004209 00010	06/29/2016	4,279.25
CITY OF NORTH LAS VEGAS	RF.NLV01H13	7334	04/21/2016	4800006068 00010	06/09/2016	3,300.90
CITY OF NORTH LAS VEGAS	RF.NLV03E13	7496	06/22/2016	4800006067 00030	06/29/2016	3,048.23
CITY OF NORTH LAS VEGAS	RF.NLV04J14	7372A	05/10/2016	4800006074 00010	06/09/2016	(38,165.34)
CITY OF NORTH LAS VEGAS	RF.NLV04J14	7372B	05/10/2016	4800006074 00020	06/07/2016	7,301.99
CITY OF NORTH LAS VEGAS	RF.NLV04J14	7492	06/22/2016	4800006074 00020	06/29/2016	63,091.83
CITY OF NORTH LAS VEGAS	RF.NLV09E11	7487	06/22/2016	4800004139 00030	06/29/2016	2,215.95
CITY OF NORTH LAS VEGAS	RF.NLV09G13	7494	06/22/2016	4800005832 00010	06/29/2016	1,760.71
CITY OF NORTH LAS VEGAS	RF.NLV09H14	7495	06/22/2016	4800006073 00020	06/29/2016	7,069.78
CITY OF NORTH LAS VEGAS	RF.NLV09I13	7493	06/22/2016	4800006141 00030	06/29/2016	3,651.79
CITY OF NORTH LAS VEGAS	RF.NLV18F13	7498	06/22/2016	4800006034 00010	06/29/2016	3,066.09
CITY OF NORTH LAS VEGAS	RF.NLV18H14	7491	06/22/2016	4800006604 00020	06/29/2016	366,931.82
GCW INC	RF.HEN23A09	97042	05/24/2016	4800007321 00020	06/24/2016	58,523.50
LAS VEGAS PAVING CORP	RF.HEN01I14	HEN01I14#15	05/31/2016	4800006818 00010	06/28/2016	185,334.86
LAS VEGAS PAVING CORP	RF.HEN04Q15	HEN04Q15#6	05/31/2016	4800007360 00010	06/28/2016	48,345.93
LAS VEGAS PAVING CORP	RF.HEN16D15	HEN16D15#5	04/30/2016	4800007270 00010	06/21/2016	639,649.21
LAS VEGAS PAVING CORP	RF.HEN16D15	HEN16D15#6	05/31/2016	4800007270 00010	06/28/2016	494,195.24

**Regional Flood Control District  
Monthly Expenditures  
Capital Improvement Program  
6/1/2016 to 6/30/2016**

**Fund 4430**

**Fiscal Year- 2016**

<u>Vendor</u>	<u>Project</u>	<u>Invoice No.</u>	<u>Inv. Date</u>	<u>PO Number</u>	<u>Date Paid</u>	<u>Amount</u>
PUBLIC WORKS/CC TREAS	RF.CLA04E99	1516134592	06/09/2016	none	06/09/2016	10,676.98
PUBLIC WORKS/CC TREAS	RF.CLA04E99	1516141239	06/23/2016	none	06/23/2016	26,928.95
PUBLIC WORKS/CC TREAS	RF.CLA08Q13	1516133924	06/08/2016	none	06/08/2016	1,472.21
PUBLIC WORKS/CC TREAS	RF.CLA08S13	1516141197	06/23/2016	none	06/23/2016	1,086.30
PUBLIC WORKS/CC TREAS	RF.CLA10H13	1516141240	06/23/2016	none	06/23/2016	1,201.20
PUBLIC WORKS/CC TREAS	RF.CLA15D12	1516134608	06/09/2016	none	06/09/2016	20,840.53
PUBLIC WORKS/CC TREAS	RF.CLA15E13	1516139949	06/21/2016	none	06/21/2016	106,525.34
PUBLIC WORKS/CC TREAS	RF.CLA15E13	1516140667	06/22/2016	none	06/22/2016	166,643.00
PUBLIC WORKS/CC TREAS	RF.CLA15E13	1516140720	06/22/2016	none	06/22/2016	13,126.56
PUBLIC WORKS/CC TREAS	RF.CLA27C08	1516141201	06/23/2016	none	06/23/2016	8,029.62
PUBLIC WORKS/CC TREAS	RF.CLA27C08	1516141238	06/23/2016	none	06/23/2016	5,029.65
PUBLIC WORKS/CC TREAS	RF.MOA01B89	1516141199	06/23/2016	none	06/23/2016	3,780.48
PUBLIC WORKS/CC TREAS	RF.MOA01B89	1516141200	06/23/2016	none	06/23/2016	14,545.79
PUBLIC WORKS/CC TREAS	RF.MOA03A11	1516133925	06/08/2016	none	06/08/2016	62,340.22
PUBLIC WORKS/CC TREAS	RF.MOA03A11	1516141242	06/23/2016	none	06/23/2016	10,339.34
VTN NEVADA	RF.HEN16A01	7520#29	04/10/2016	4800006059 00020	06/16/2016	24,500.00
VTN NEVADA	RF.HEN16A01	7520#30	05/10/2016	4800006059 00020	06/16/2016	4,175.72
<b>Fiscal Year Total</b>						<b>\$3,095,764.52</b>
<b>Fund Total</b>						<b>\$3,095,764.52</b>

REGIONAL FLOOD CONTROL DISTRICT  
FUND 4440 - CAPITAL IMPROVEMENTS BOND FUND  
FUND BALANCE REPORT  
JUNE 2016

BEGINNING CASH BALANCE:	27,875,155.58	
Accruals/Adjustments	<u>0.00</u>	
TOTAL BEGINNING CASH BALANCE		\$27,875,155.58
REVENUES:		
Interest Income	0.00	
Proceeds from Bonds and Loans	0.00	
Other	<u>0.00</u>	
TOTAL MONTHLY REVENUES		\$0.00
EXPENDITURES:		
Capital Improvement Program	(45,351.65)	
Professional Services	0.00	
Project Reimbursements	0.00	
Fund 4430 - Transfer Out Reallocated Expenses	0.00	
Accruals/Adjustments		
Contracts Retention Payable	0.00	
Contracts Retention Interest Payable	0.00	
Accounts Payable	0.00	
Miscellaneous Accruals/Adjustments	<u>0.00</u>	
TOTAL MONTHLY EXPENDITURES		(\$45,351.65)
ENDING CASH BALANCE:		<u><u>\$27,829,803.93</u></u>

**Regional Flood Control District  
Monthly Expenditures  
Capital Improvement Program  
6/1/2016 to 6/30/2016**

**Fund 4440**

**Fiscal Year- 2016**

<u>Vendor</u>	<u>Project</u>	<u>Invoice No.</u>	<u>Inv. Date</u>	<u>PO Number</u>	<u>Date Paid</u>	<u>Amount</u>
CITY OF HENDERSON	RF.HEN05F12	MSC5024904	03/01/2016	4800006550 00010	06/16/2016	240.56
CITY OF LAS VEGAS	RF.LAS05E03	214566	05/16/2016	4800002539 00010	06/16/2016	44.33
CITY OF LAS VEGAS	RF.LAS05E03	217277	06/21/2016	4800002539 00010	06/29/2016	44.33
PUBLIC WORKS/CC TREAS	RF.CLA27D13	1516131018	06/01/2016	none	06/01/2016	595.00
PUBLIC WORKS/CC TREAS	RF.CLA27D13	1516135259	06/10/2016	none	06/10/2016	44,427.43
<b>Fiscal Year Total</b>						<b>\$45,351.65</b>
<b>Fund Total</b>						<b>\$45,351.65</b>

# Current Project Expense Summary

## PAY-AS-YOU-GO FUNDED PROJECTS

**ENTITY: Boulder City**

**RF.BOU01C10**

**Hemenway System, Phase II Improvements**

**Interlocal Amount \$745,000.00**

**Original Funding Date 02/11/2010**

**Expiration Date 01/14/2017**

Category	ILC Funding Allocation	Amount Spent	Total Remaining
Right of Way	\$0.00	\$0.00	\$0.00
Pre-Design	\$0.00	\$0.00	\$0.00
Design	\$730,000.00	\$416,485.21	\$313,514.79
Construction	\$0.00	\$0.00	\$0.00
Const Engineering	\$0.00	\$0.00	\$0.00
Environmental	\$15,000.00	\$7,726.67	\$7,273.33
Other	\$0.00	\$0.00	\$0.00
Total	\$745,000.00	\$424,211.88	\$320,788.12

**RF.BOU05J10**

**North Railroad Conveyance**

**Interlocal Amount \$530,000.00**

**Original Funding Date 02/11/2010**

**Expiration Date 06/30/2017**

Category	ILC Funding Allocation	Amount Spent	Total Remaining
Right of Way	\$0.00	\$0.00	\$0.00
Pre-Design	\$0.00	\$0.00	\$0.00
Design	\$515,000.00	\$298,520.27	\$216,479.73
Construction	\$0.00	\$0.00	\$0.00
Const Engineering	\$0.00	\$0.00	\$0.00
Environmental	\$15,000.00	\$7,726.67	\$7,273.33
Other	\$0.00	\$0.00	\$0.00
Total	\$530,000.00	\$306,246.94	\$223,753.06

**ENTITY: Clark County**

**RF.CLA01B04**

**F4 Patrick Lane/Ft Apache Road Lateral**

**Interlocal Amount \$482,000.00**

**Original Funding Date 10/14/2004**

**Expiration Date 06/30/2018**

Category	ILC Funding Allocation	Amount Spent	Total Remaining
Right of Way	\$30,000.00	\$0.00	\$30,000.00
Pre-Design	\$0.00	\$0.00	\$0.00
Design	\$447,000.00	\$165,801.46	\$281,198.54
Construction	\$0.00	\$0.00	\$0.00
Const Engineering	\$0.00	\$0.00	\$0.00
Environmental	\$5,000.00	\$0.00	\$5,000.00
Other	\$0.00	\$0.00	\$0.00
Total	\$482,000.00	\$165,801.46	\$316,198.54

# Current Project Expense Summary

## PAY-AS-YOU-GO FUNDED PROJECTS

**ENTITY: Clark County**

**RF.CLA04E99**

**Flamingo Wash, McLeod Dr to Maryland PKWY**

**Interlocal Amount \$2,980,000.00**

**Original Funding Date 08/12/1999**

**Expiration Date 06/30/2018**

Category	ILC Funding Allocation	Amount Spent	Total Remaining
Right of Way	\$741,500.00	\$637,505.24	\$103,994.76
Pre-Design	\$0.00	\$0.00	\$0.00
Design	\$1,877,500.00	\$1,433,477.90	\$444,022.10
Construction	\$0.00	\$0.00	\$0.00
Const Engineering	\$0.00	\$0.00	\$0.00
Environmental	\$339,000.00	\$315,950.17	\$23,049.83
Other	\$22,000.00	\$17,086.99	\$4,913.01
Total	\$2,980,000.00	\$2,404,020.30	\$575,979.70

**RF.CLA08Q13**

**Duck Creek at Dean Martin**

**Interlocal Amount \$480,000.00**

**Original Funding Date 09/12/2013**

**Expiration Date 06/30/2018**

Category	ILC Funding Allocation	Amount Spent	Total Remaining
Right of Way	\$210,500.00	\$18,505.00	\$191,995.00
Pre-Design	\$0.00	\$0.00	\$0.00
Design	\$254,000.00	\$228,374.15	\$25,625.85
Construction	\$0.00	\$0.00	\$0.00
Const Engineering	\$0.00	\$0.00	\$0.00
Environmental	\$15,500.00	\$10,865.00	\$4,635.00
Other	\$0.00	\$0.00	\$0.00
Total	\$480,000.00	\$257,744.15	\$222,255.85

**RF.CLA08R13**

**Duck Creek, Las Vegas Boulevard**

**Interlocal Amount \$485,000.00**

**Original Funding Date 09/12/2013**

**Expiration Date 06/30/2018**

Category	ILC Funding Allocation	Amount Spent	Total Remaining
Right of Way	\$1,000.00	\$0.00	\$1,000.00
Pre-Design	\$0.00	\$0.00	\$0.00
Design	\$483,000.00	\$0.00	\$483,000.00
Construction	\$0.00	\$0.00	\$0.00
Const Engineering	\$0.00	\$0.00	\$0.00
Environmental	\$1,000.00	\$0.00	\$1,000.00
Other	\$0.00	\$0.00	\$0.00
Total	\$485,000.00	\$0.00	\$485,000.00

# Current Project Expense Summary

## PAY-AS-YOU-GO FUNDED PROJECTS

**ENTITY: Clark County**

**RF.CLA08S13**

**Silverado Ranch Detention Basin**

**Interlocal Amount \$270,000.00**

**Original Funding Date 09/12/2013**

**Expiration Date 06/30/2018**

Category	ILC Funding Allocation	Amount Spent	Total Remaining
Right of Way	\$11,000.00	\$0.00	\$11,000.00
Pre-Design	\$0.00	\$0.00	\$0.00
Design	\$257,000.00	\$136,818.88	\$120,181.12
Construction	\$0.00	\$0.00	\$0.00
Const Engineering	\$0.00	\$0.00	\$0.00
Environmental	\$1,000.00	\$0.00	\$1,000.00
Other	\$1,000.00	\$0.00	\$1,000.00
Total	\$270,000.00	\$136,818.88	\$133,181.12

**RF.CLA10D07**

**Tropicana Wash at Swenson Street**

**Interlocal Amount \$1,209,000.00**

**Original Funding Date 08/09/2007**

**Expiration Date 06/30/2020**

Category	ILC Funding Allocation	Amount Spent	Total Remaining
Right of Way	\$105,000.00	\$101,563.74	\$3,436.26
Pre-Design	\$0.00	\$0.00	\$0.00
Design	\$785,500.00	\$675,790.67	\$109,709.33
Construction	\$0.00	\$0.00	\$0.00
Const Engineering	\$0.00	\$0.00	\$0.00
Environmental	\$226,000.00	\$220,821.00	\$5,179.00
Other	\$92,500.00	\$86,742.07	\$5,757.93
Total	\$1,209,000.00	\$1,084,917.48	\$124,082.52

**RF.CLA10F10**

**Flamingo Wash, Industrial Road to Hotel Rio Drive**

**Interlocal Amount \$46,000.00**

**Original Funding Date 04/08/2010**

**Expiration Date 06/30/2020**

Category	ILC Funding Allocation	Amount Spent	Total Remaining
Right of Way	\$10,500.00	\$6,574.40	\$3,925.60
Pre-Design	\$0.00	\$0.00	\$0.00
Design	\$32,000.00	\$18,553.85	\$13,446.15
Construction	\$0.00	\$0.00	\$0.00
Const Engineering	\$0.00	\$0.00	\$0.00
Environmental	\$3,500.00	\$2,618.17	\$881.83
Other	\$0.00	\$0.00	\$0.00
Total	\$46,000.00	\$27,746.42	\$18,253.58

# Current Project Expense Summary

## PAY-AS-YOU-GO FUNDED PROJECTS

**ENTITY: Clark County**

**RF.CLA10H13**

**Airport Channel - Naples**

**Interlocal Amount \$600,000.00**

**Original Funding Date 09/12/2013**

**Expiration Date 06/30/2018**

Category	ILC Funding Allocation	Amount Spent	Total Remaining
Right of Way	\$2,000.00	\$1,088.00	\$912.00
Pre-Design	\$0.00	\$0.00	\$0.00
Design	\$579,000.00	\$214,447.84	\$364,552.16
Construction	\$0.00	\$0.00	\$0.00
Const Engineering	\$0.00	\$0.00	\$0.00
Environmental	\$19,000.00	\$0.00	\$19,000.00
Other	\$0.00	\$0.00	\$0.00
Total	\$600,000.00	\$215,535.84	\$384,464.16

**RF.CLA15D12**

**LVW Sloan-Bonanza, Flam W below Nellis**

**Interlocal Amount \$5,622,000.00**

**Original Funding Date 06/14/2012**

**Expiration Date 06/30/2017**

Category	ILC Funding Allocation	Amount Spent	Total Remaining
Right of Way	\$22,000.00	\$3,722.00	\$18,278.00
Pre-Design	\$0.00	\$0.00	\$0.00
Design	\$4,791,000.00	\$4,088,443.80	\$702,556.20
Construction	\$0.00	\$0.00	\$0.00
Const Engineering	\$0.00	\$0.00	\$0.00
Environmental	\$220,000.00	\$79,048.35	\$140,951.65
Other	\$589,000.00	\$481,319.68	\$107,680.32
Total	\$5,622,000.00	\$4,652,533.83	\$969,466.17

**RF.CLA21A00**

**Orchard Detention Basin**

**Interlocal Amount \$1,299,700.00**

**Original Funding Date 07/13/2000**

**Expiration Date 06/30/2021**

Category	ILC Funding Allocation	Amount Spent	Total Remaining
Right of Way	\$345,000.00	\$331,865.98	\$13,134.02
Pre-Design	\$0.00	\$0.00	\$0.00
Design	\$756,000.00	\$604,577.44	\$151,422.56
Construction	\$0.00	\$0.00	\$0.00
Const Engineering	\$0.00	\$0.00	\$0.00
Environmental	\$176,900.00	\$132,782.20	\$44,117.80
Other	\$21,800.00	\$0.00	\$21,800.00
Total	\$1,299,700.00	\$1,069,225.62	\$230,474.38



# Current Project Expense Summary

## PAY-AS-YOU-GO FUNDED PROJECTS

**ENTITY: Clark County**

**RF.CLA21B12**

**Orchard Detention Basin**

**Interlocal Amount \$5,650,000.00**

**Original Funding Date 04/12/2012**

**Expiration Date 06/30/2017**

Category	ILC Funding Allocation	Amount Spent	Total Remaining
Right of Way	\$0.00	\$0.00	\$0.00
Pre-Design	\$0.00	\$0.00	\$0.00
Design	\$0.00	\$0.00	\$0.00
Construction	\$5,100,000.00	\$4,659,428.76	\$440,571.24
Const Engineering	\$550,000.00	\$48,333.75	\$501,666.25
Environmental	\$0.00	\$0.00	\$0.00
Other	\$0.00	\$0.00	\$0.00
Total	\$5,650,000.00	\$4,707,762.51	\$942,237.49

**RF.CLA27C08**

**Flamingo Diversion - Rainbow Branch**

**Interlocal Amount \$1,030,000.00**

**Original Funding Date 08/14/2008**

**Expiration Date 06/30/2019**

Category	ILC Funding Allocation	Amount Spent	Total Remaining
Right of Way	\$33,000.00	\$11,521.30	\$21,478.70
Pre-Design	\$0.00	\$0.00	\$0.00
Design	\$897,000.00	\$715,256.03	\$181,743.97
Construction	\$0.00	\$0.00	\$0.00
Const Engineering	\$0.00	\$0.00	\$0.00
Environmental	\$10,000.00	\$8,791.09	\$1,208.91
Other	\$90,000.00	\$34,993.97	\$55,006.03
Total	\$1,030,000.00	\$770,562.39	\$259,437.61

**RF.CLD20A12**

**Washington/Hollywood Storm Drain**

**Interlocal Amount \$276,062.20**

**Original Funding Date 07/12/2012**

**Expiration Date 06/30/2017**

Category	ILC Funding Allocation	Amount Spent	Total Remaining
Right of Way	\$0.00	\$0.00	\$0.00
Pre-Design	\$0.00	\$0.00	\$0.00
Design	\$0.00	\$0.00	\$0.00
Construction	\$276,062.20	\$276,062.20	\$0.00
Const Engineering	\$0.00	\$0.00	\$0.00
Environmental	\$0.00	\$0.00	\$0.00
Other	\$0.00	(\$8,100.00)	\$8,100.00
Total	\$276,062.20	\$267,962.20	\$8,100.00

# Current Project Expense Summary

## PAY-AS-YOU-GO FUNDED PROJECTS

**ENTITY: Clark County Outlying**

**RF.BUN01D11**

**Windmill Wash Detention Basin Expansion**

**Interlocal Amount \$880,000.00**

**Original Funding Date 02/10/2011**

**Expiration Date 06/30/2021**

Category	ILC Funding Allocation	Amount Spent	Total Remaining
Right of Way	\$94,000.00	\$30,880.35	\$63,119.65
Pre-Design	\$0.00	\$0.00	\$0.00
Design	\$660,000.00	\$595,571.05	\$64,428.95
Construction	\$0.00	\$0.00	\$0.00
Const Engineering	\$0.00	\$0.00	\$0.00
Environmental	\$119,000.00	\$85,032.17	\$33,967.83
Other	\$7,000.00	\$0.00	\$7,000.00
Total	\$880,000.00	\$711,483.57	\$168,516.43

**RF.GSP01B10**

**Goodsprings - Phase I**

**Interlocal Amount \$53,400.00**

**Original Funding Date 03/11/2010**

**Expiration Date 06/30/2020**

Category	ILC Funding Allocation	Amount Spent	Total Remaining
Right of Way	\$27,500.00	\$11,997.24	\$15,502.76
Pre-Design	\$0.00	\$0.00	\$0.00
Design	\$25,400.00	\$19,668.97	\$5,731.03
Construction	\$0.00	\$0.00	\$0.00
Const Engineering	\$0.00	\$0.00	\$0.00
Environmental	\$500.00	\$0.00	\$500.00
Other	\$0.00	\$0.00	\$0.00
Total	\$53,400.00	\$31,666.21	\$21,733.79

**RF.LAU04A08**

**SR 163 at Casino Drive**

**Interlocal Amount \$473,500.00**

**Original Funding Date 10/09/2008**

**Expiration Date 06/30/2018**

Category	ILC Funding Allocation	Amount Spent	Total Remaining
Right of Way	\$11,500.00	\$3,393.86	\$8,106.14
Pre-Design	\$0.00	\$0.00	\$0.00
Design	\$386,500.00	\$268,642.78	\$117,857.22
Construction	\$0.00	\$0.00	\$0.00
Const Engineering	\$0.00	\$0.00	\$0.00
Environmental	\$75,500.00	\$54,300.17	\$21,199.83
Other	\$0.00	\$0.00	\$0.00
Total	\$473,500.00	\$326,336.81	\$147,163.19

# Current Project Expense Summary

## PAY-AS-YOU-GO FUNDED PROJECTS

**ENTITY: Clark County Outlying**

**RF.MOA01B89**

**Muddy River West Levee, Moapa Valley**

**Interlocal Amount \$13,501,000.00**

**Original Funding Date 05/11/1989**

**Expiration Date 06/30/2021**

Category	ILC Funding Allocation	Amount Spent	Total Remaining
Right of Way	\$10,843,200.00	\$10,810,530.39	\$32,669.61
Pre-Design	\$0.00	\$0.00	\$0.00
Design	\$2,418,500.00	\$1,825,887.42	\$592,612.58
Construction	\$0.00	\$0.00	\$0.00
Const Engineering	\$0.00	\$0.00	\$0.00
Environmental	\$137,000.00	\$130,581.84	\$6,418.16
Other	\$102,300.00	\$84,476.80	\$17,823.20
Total	\$13,501,000.00	\$12,851,476.45	\$649,523.55

**RF.MOA01F10**

**Muddy River Logandale Levee**

**Interlocal Amount \$1,753,000.00**

**Original Funding Date 03/11/2010**

**Expiration Date 06/30/2017**

Category	ILC Funding Allocation	Amount Spent	Total Remaining
Right of Way	\$830,500.00	\$378,485.92	\$452,014.08
Pre-Design	\$0.00	\$0.00	\$0.00
Design	\$761,000.00	\$675,555.84	\$85,444.16
Construction	\$0.00	\$0.00	\$0.00
Const Engineering	\$0.00	\$0.00	\$0.00
Environmental	\$103,500.00	\$64,883.35	\$38,616.65
Other	\$58,000.00	\$53,490.00	\$4,510.00
Total	\$1,753,000.00	\$1,172,415.11	\$580,584.89

**RF.MOA01H15**

**Muddy River Logandale Levee**

**Interlocal Amount \$5,550,000.00**

**Original Funding Date 01/08/2015**

**Expiration Date 06/30/2020**

Category	ILC Funding Allocation	Amount Spent	Total Remaining
Right of Way	\$0.00	\$0.00	\$0.00
Pre-Design	\$0.00	\$0.00	\$0.00
Design	\$0.00	\$0.00	\$0.00
Construction	\$5,000,000.00	\$0.00	\$5,000,000.00
Const Engineering	\$550,000.00	\$0.00	\$550,000.00
Environmental	\$0.00	\$0.00	\$0.00
Other	\$0.00	\$0.00	\$0.00
Total	\$5,550,000.00	\$0.00	\$5,550,000.00

# Current Project Expense Summary

## PAY-AS-YOU-GO FUNDED PROJECTS

**ENTITY: Clark County Outlying**

**RF.MOA03A11**

**Fairgrounds Detention Basin**

**Interlocal Amount \$964,000.00**

**Original Funding Date 02/10/2011**

**Expiration Date 06/30/2020**

Category	ILC Funding Allocation	Amount Spent	Total Remaining
Right of Way	\$25,500.00	\$21,211.30	\$4,288.70
Pre-Design	\$0.00	\$0.00	\$0.00
Design	\$749,000.00	\$326,457.53	\$422,542.47
Construction	\$0.00	\$0.00	\$0.00
Const Engineering	\$0.00	\$0.00	\$0.00
Environmental	\$172,500.00	\$135,780.36	\$36,719.64
Other	\$17,000.00	\$0.00	\$17,000.00
Total	\$964,000.00	\$483,449.19	\$480,550.81

**RF.SEA03A09**

**Searchlight - South, Encinitas St Storm Drain**

**Interlocal Amount \$138,000.00**

**Original Funding Date 08/13/2009**

**Expiration Date 06/30/2019**

Category	ILC Funding Allocation	Amount Spent	Total Remaining
Right of Way	\$500.00	\$0.00	\$500.00
Pre-Design	\$0.00	\$0.00	\$0.00
Design	\$137,000.00	\$30,795.92	\$106,204.08
Construction	\$0.00	\$0.00	\$0.00
Const Engineering	\$0.00	\$0.00	\$0.00
Environmental	\$500.00	\$0.00	\$500.00
Other	\$0.00	\$0.00	\$0.00
Total	\$138,000.00	\$30,795.92	\$107,204.08

**ENTITY: COE/Clark County**

**RF.COEG294**

**Tropicana & Flamingo Washes**

**Interlocal Amount \$36,259,348.00**

**Original Funding Date 01/12/1995**

**Expiration Date 06/30/2021**

Category	ILC Funding Allocation	Amount Spent	Total Remaining
Right of Way	\$26,846,216.04	\$25,898,877.25	\$947,338.79
Pre-Design	\$0.00	\$0.00	\$0.00
Design	\$0.00	\$0.00	\$0.00
Construction	\$0.00	\$0.00	\$0.00
Const Engineering	\$0.00	\$0.00	\$0.00
Environmental	\$0.00	\$0.00	\$0.00
Other	\$9,413,131.96	\$9,362,696.71	\$50,435.25
Total	\$36,259,348.00	\$35,261,573.96	\$997,774.04

# Current Project Expense Summary

## PAY-AS-YOU-GO FUNDED PROJECTS

**ENTITY: Henderson**

**RF.HEN01H09**

**Pittman Wash, Duck Creek at I-515**

**Interlocal Amount \$402,705.00**

**Original Funding Date 07/09/2009**

**Expiration Date 12/31/2017**

Category	ILC Funding Allocation	Amount Spent	Total Remaining
Right of Way	\$9,934.00	\$9,934.00	\$0.00
Pre-Design	\$0.00	\$0.00	\$0.00
Design	\$372,370.00	\$319,478.57	\$52,891.43
Construction	\$0.00	\$0.00	\$0.00
Const Engineering	\$0.00	\$0.00	\$0.00
Environmental	\$20,401.00	\$20,401.00	\$0.00
Other	\$0.00	\$0.00	\$0.00
<b>Total</b>	<b>\$402,705.00</b>	<b>\$349,813.57</b>	<b>\$52,891.43</b>

**RF.HEN01I14**

**Pittman Wash, Duck Creek at I-515**

**Interlocal Amount \$2,489,875.00**

**Original Funding Date 12/11/2014**

**Expiration Date 06/30/2017**

Category	ILC Funding Allocation	Amount Spent	Total Remaining
Right of Way	\$0.00	\$0.00	\$0.00
Pre-Design	\$0.00	\$0.00	\$0.00
Design	\$0.00	\$0.00	\$0.00
Construction	\$2,303,585.00	\$2,024,934.39	\$278,650.61
Const Engineering	\$186,290.00	\$17,257.75	\$169,032.25
Environmental	\$0.00	\$0.00	\$0.00
Other	\$0.00	\$0.00	\$0.00
<b>Total</b>	<b>\$2,489,875.00</b>	<b>\$2,042,192.14</b>	<b>\$447,682.86</b>

**RF.HEN04P09**

**Racetrack Channel, Drake to Burkholder**

**Interlocal Amount \$247,099.00**

**Original Funding Date 12/10/2009**

**Expiration Date 06/30/2017**

Category	ILC Funding Allocation	Amount Spent	Total Remaining
Right of Way	\$0.00	\$0.00	\$0.00
Pre-Design	\$0.00	\$0.00	\$0.00
Design	\$242,099.00	\$71,443.54	\$170,655.46
Construction	\$0.00	\$0.00	\$0.00
Const Engineering	\$0.00	\$0.00	\$0.00
Environmental	\$5,000.00	\$4,200.00	\$800.00
Other	\$0.00	\$0.00	\$0.00
<b>Total</b>	<b>\$247,099.00</b>	<b>\$75,643.54</b>	<b>\$171,455.46</b>

# Current Project Expense Summary

## PAY-AS-YOU-GO FUNDED PROJECTS

**ENTITY: Henderson**

**RF.HEN04Q15**

**Racetrack Channel, Drake to Burkholder**

**Interlocal Amount \$1,037,650.00**

**Original Funding Date 07/09/2015**

**Expiration Date 06/30/2017**

Category	ILC Funding Allocation	Amount Spent	Total Remaining
Right of Way	\$0.00	\$0.00	\$0.00
Pre-Design	\$0.00	\$0.00	\$0.00
Design	\$0.00	\$0.00	\$0.00
Construction	\$903,650.00	\$676,633.36	\$227,016.64
Const Engineering	\$134,000.00	\$30,013.67	\$103,986.33
Environmental	\$0.00	\$0.00	\$0.00
Other	\$0.00	\$0.00	\$0.00
<b>Total</b>	<b>\$1,037,650.00</b>	<b>\$706,647.03</b>	<b>\$331,002.97</b>

**RF.HEN05E09**

**Pittman, Horizon Ridge Detention Basin**

**Interlocal Amount \$727,285.00**

**Original Funding Date 12/10/2009**

**Expiration Date 12/31/2018**

Category	ILC Funding Allocation	Amount Spent	Total Remaining
Right of Way	\$99,004.00	\$43,035.00	\$55,969.00
Pre-Design	\$0.00	\$0.00	\$0.00
Design	\$529,802.00	\$384,768.62	\$145,033.38
Construction	\$0.00	\$0.00	\$0.00
Const Engineering	\$0.00	\$0.00	\$0.00
Environmental	\$88,479.00	\$86,255.35	\$2,223.65
Other	\$10,000.00	\$0.00	\$10,000.00
<b>Total</b>	<b>\$727,285.00</b>	<b>\$514,058.97</b>	<b>\$213,226.03</b>

**RF.HEN06F08**

**C-1 Equestrian Tributary**

**Interlocal Amount \$2,743,039.51**

**Original Funding Date 01/10/2008**

**Expiration Date 03/31/2017**

Category	ILC Funding Allocation	Amount Spent	Total Remaining
Right of Way	\$0.00	\$0.00	\$0.00
Pre-Design	\$0.00	\$0.00	\$0.00
Design	\$0.00	\$0.00	\$0.00
Construction	\$2,440,534.51	\$2,409,396.61	\$31,137.90
Const Engineering	\$302,505.00	\$302,398.54	\$106.46
Environmental	\$0.00	\$0.00	\$0.00
Other	\$0.00	\$0.00	\$0.00
<b>Total</b>	<b>\$2,743,039.51</b>	<b>\$2,711,795.15</b>	<b>\$31,244.36</b>

# Current Project Expense Summary

## PAY-AS-YOU-GO FUNDED PROJECTS

**ENTITY: Henderson**

**RF.HEN06H09**

**Equestrian Detention Basin Expansion**

**Interlocal Amount \$346,797.00**

**Original Funding Date 08/13/2009**

**Expiration Date 12/31/2016**

Category	ILC Funding Allocation	Amount Spent	Total Remaining
Right of Way	\$29,013.00	\$29,013.00	\$0.00
Pre-Design	\$0.00	\$0.00	\$0.00
Design	\$292,966.00	\$267,839.09	\$25,126.91
Construction	\$0.00	\$0.00	\$0.00
Const Engineering	\$0.00	\$0.00	\$0.00
Environmental	\$12,818.00	\$12,818.00	\$0.00
Other	\$12,000.00	\$0.00	\$12,000.00
Total	\$346,797.00	\$309,670.09	\$37,126.91

**RF.HEN06IO9**

**Equestrian Tributary Phase II**

**Interlocal Amount \$484,910.00**

**Original Funding Date 12/10/2009**

**Expiration Date 12/31/2016**

Category	ILC Funding Allocation	Amount Spent	Total Remaining
Right of Way	\$41,080.00	\$36,340.00	\$4,740.00
Pre-Design	\$0.00	\$0.00	\$0.00
Design	\$438,830.00	\$368,146.14	\$70,683.86
Construction	\$0.00	\$0.00	\$0.00
Const Engineering	\$0.00	\$0.00	\$0.00
Environmental	\$5,000.00	\$1,150.00	\$3,850.00
Other	\$0.00	\$0.00	\$0.00
Total	\$484,910.00	\$405,636.14	\$79,273.86

**RF.HEN07B09**

**Pittman Wash, UPRR to Santiago**

**Interlocal Amount \$874,157.00**

**Original Funding Date 07/09/2009**

**Expiration Date 12/31/2016**

Category	ILC Funding Allocation	Amount Spent	Total Remaining
Right of Way	\$18,440.00	\$18,440.00	\$0.00
Pre-Design	\$0.00	\$0.00	\$0.00
Design	\$752,022.00	\$724,486.21	\$27,535.79
Construction	\$0.00	\$0.00	\$0.00
Const Engineering	\$0.00	\$0.00	\$0.00
Environmental	\$103,695.00	\$93,485.00	\$10,210.00
Other	\$0.00	\$0.00	\$0.00
Total	\$874,157.00	\$836,411.21	\$37,745.79

# Current Project Expense Summary

## PAY-AS-YOU-GO FUNDED PROJECTS

**ENTITY: Henderson**

**RF.HEN07D09**

**Whitney Wash Channel**

**Interlocal Amount \$291,955.00**

**Original Funding Date 07/09/2009**

**Expiration Date 12/31/2017**

Category	ILC Funding Allocation	Amount Spent	Total Remaining
Right of Way	\$13,500.00	\$12,825.00	\$675.00
Pre-Design	\$0.00	\$0.00	\$0.00
Design	\$232,965.00	\$88,349.67	\$144,615.33
Construction	\$0.00	\$0.00	\$0.00
Const Engineering	\$0.00	\$0.00	\$0.00
Environmental	\$45,490.00	\$29,090.00	\$16,400.00
Other	\$0.00	\$0.00	\$0.00
Total	\$291,955.00	\$130,264.67	\$161,690.33

**RF.HEN07E11**

**Pittman Wash, UPRR to Santiago**

**Interlocal Amount \$9,575,061.00**

**Original Funding Date 04/14/2011**

**Expiration Date 12/31/2016**

Category	ILC Funding Allocation	Amount Spent	Total Remaining
Right of Way	\$9,145.00	\$9,145.00	\$0.00
Pre-Design	\$0.00	\$0.00	\$0.00
Design	\$0.00	\$0.00	\$0.00
Construction	\$8,857,834.00	\$8,589,315.21	\$268,518.79
Const Engineering	\$708,082.00	\$198,010.62	\$510,071.38
Environmental	\$0.00	\$0.00	\$0.00
Other	\$0.00	\$0.00	\$0.00
Total	\$9,575,061.00	\$8,796,470.83	\$778,590.17

**RF.HEN12I09**

**Pittman, West Horizon - Palm Hills**

**Interlocal Amount \$275,078.00**

**Original Funding Date 07/09/2009**

**Expiration Date 12/31/2018**

Category	ILC Funding Allocation	Amount Spent	Total Remaining
Right of Way	\$22,708.00	\$16,844.80	\$5,863.20
Pre-Design	\$0.00	\$0.00	\$0.00
Design	\$209,643.00	\$156,066.18	\$53,576.82
Construction	\$0.00	\$0.00	\$0.00
Const Engineering	\$0.00	\$0.00	\$0.00
Environmental	\$42,727.00	\$34,492.84	\$8,234.16
Other	\$0.00	\$0.00	\$0.00
Total	\$275,078.00	\$207,403.82	\$67,674.18



# Current Project Expense Summary

## PAY-AS-YOU-GO FUNDED PROJECTS

**ENTITY: Henderson**

**RF.HEN16A01**

**Pittman North Detention Basin & Outfall**

**Interlocal Amount \$1,974,074.00**

**Original Funding Date 07/12/2001**

**Expiration Date 12/31/2018**

Category	ILC Funding Allocation	Amount Spent	Total Remaining
Right of Way	\$122,389.00	\$108,800.68	\$13,588.32
Pre-Design	\$0.00	\$0.00	\$0.00
Design	\$1,423,262.00	\$1,266,216.42	\$157,045.58
Construction	\$0.00	\$0.00	\$0.00
Const Engineering	\$0.00	\$0.00	\$0.00
Environmental	\$366,106.00	\$323,387.55	\$42,718.45
Other	\$62,317.00	\$11,423.07	\$50,893.93
Total	\$1,974,074.00	\$1,709,827.72	\$264,246.28

**RF.HEN16D15**

**Pittman North Detention Basin and Outfall, Phase 1**

**Interlocal Amount \$4,342,105.00**

**Original Funding Date 01/08/2015**

**Expiration Date 06/30/2018**

Category	ILC Funding Allocation	Amount Spent	Total Remaining
Right of Way	\$0.00	\$0.00	\$0.00
Pre-Design	\$0.00	\$0.00	\$0.00
Design	\$0.00	\$0.00	\$0.00
Construction	\$3,818,100.00	\$2,985,324.37	\$832,775.63
Const Engineering	\$524,005.00	\$34,652.02	\$489,352.98
Environmental	\$0.00	\$0.00	\$0.00
Other	\$0.00	\$0.00	\$0.00
Total	\$4,342,105.00	\$3,019,976.39	\$1,322,128.61

**RF.HEN16E15**

**Pittman North DB & Outfall, Phase II - Starr Avenue**

**Interlocal Amount \$1,535,300.00**

**Original Funding Date 10/08/2015**

**Expiration Date 06/30/2018**

Category	ILC Funding Allocation	Amount Spent	Total Remaining
Right of Way	\$0.00	\$0.00	\$0.00
Pre-Design	\$0.00	\$0.00	\$0.00
Design	\$0.00	\$0.00	\$0.00
Construction	\$1,421,575.00	\$0.00	\$1,421,575.00
Const Engineering	\$113,725.00	\$0.00	\$113,725.00
Environmental	\$0.00	\$0.00	\$0.00
Other	\$0.00	\$0.00	\$0.00
Total	\$1,535,300.00	\$0.00	\$1,535,300.00

# Current Project Expense Summary

## PAY-AS-YOU-GO FUNDED PROJECTS

**ENTITY: Henderson**

**RF.HEN22A09**

**Anthem Pkwy Channel, Horizon Ridge to Sienna Heights**

**Interlocal Amount \$179,474.00**

**Original Funding Date 07/09/2009**

**Expiration Date 12/31/2017**

Category	ILC Funding Allocation	Amount Spent	Total Remaining
Right of Way	\$0.00	\$0.00	\$0.00
Pre-Design	\$0.00	\$0.00	\$0.00
Design	\$169,474.00	\$88,056.93	\$81,417.07
Construction	\$0.00	\$0.00	\$0.00
Const Engineering	\$0.00	\$0.00	\$0.00
Environmental	\$10,000.00	\$5,000.00	\$5,000.00
Other	\$0.00	\$0.00	\$0.00
<b>Total</b>	<b>\$179,474.00</b>	<b>\$93,056.93</b>	<b>\$86,417.07</b>

**RF.HEN23A09**

**Center Street Storm Drain**

**Interlocal Amount \$534,755.00**

**Original Funding Date 08/13/2009**

**Expiration Date 12/31/2017**

Category	ILC Funding Allocation	Amount Spent	Total Remaining
Right of Way	\$13,870.00	\$13,870.00	\$0.00
Pre-Design	\$0.00	\$0.00	\$0.00
Design	\$499,355.00	\$451,955.59	\$47,399.41
Construction	\$0.00	\$0.00	\$0.00
Const Engineering	\$0.00	\$0.00	\$0.00
Environmental	\$21,530.00	\$21,530.00	\$0.00
Other	\$0.00	\$0.00	\$0.00
<b>Total</b>	<b>\$534,755.00</b>	<b>\$487,355.59</b>	<b>\$47,399.41</b>

**RF.HEN24A11**

**Duck Creek, Sunset to Sandhill**

**Interlocal Amount \$590,746.00**

**Original Funding Date 07/14/2011**

**Expiration Date 12/31/2017**

Category	ILC Funding Allocation	Amount Spent	Total Remaining
Right of Way	\$39,006.00	\$39,006.00	\$0.00
Pre-Design	\$0.00	\$0.00	\$0.00
Design	\$324,421.00	\$285,776.14	\$38,644.86
Construction	\$0.00	\$0.00	\$0.00
Const Engineering	\$0.00	\$0.00	\$0.00
Environmental	\$161,839.00	\$154,938.25	\$6,900.75
Other	\$65,480.00	\$50,314.00	\$15,166.00
<b>Total</b>	<b>\$590,746.00</b>	<b>\$530,034.39</b>	<b>\$60,711.61</b>

# Current Project Expense Summary

## PAY-AS-YOU-GO FUNDED PROJECTS

**ENTITY: Henderson**

**RF.HEN24B13**

**Duck Creek, Sunset to Sandhill**

**Interlocal Amount \$4,155,751.00**

**Original Funding Date 11/14/2013**

**Expiration Date 06/30/2016**

Category	ILC Funding Allocation	Amount Spent	Total Remaining
Right of Way	\$0.00	\$0.00	\$0.00
Pre-Design	\$0.00	\$0.00	\$0.00
Design	\$0.00	\$0.00	\$0.00
Construction	\$3,847,918.00	\$3,345,477.03	\$502,440.97
Const Engineering	\$307,833.00	\$130,352.80	\$177,480.20
Environmental	\$0.00	\$0.00	\$0.00
Other	\$0.00	\$0.00	\$0.00
Total	\$4,155,751.00	\$3,475,829.83	\$679,921.17

**RF.HLD06A15**

**Appaloosa Storm Drain**

**Interlocal Amount \$572,605.00**

**Original Funding Date 07/09/2015**

**Expiration Date 11/13/2016**

Category	ILC Funding Allocation	Amount Spent	Total Remaining
Right of Way	\$0.00	\$0.00	\$0.00
Pre-Design	\$0.00	\$0.00	\$0.00
Design	\$0.00	\$0.00	\$0.00
Construction	\$572,605.00	\$0.00	\$572,605.00
Const Engineering	\$0.00	\$0.00	\$0.00
Environmental	\$0.00	\$0.00	\$0.00
Other	\$0.00	\$0.00	\$0.00
Total	\$572,605.00	\$0.00	\$572,605.00

**ENTITY: Las Vegas**

**RELAS14C11**

**Freeway Channel-Washington, MLK to Rancho Drive**

**Interlocal Amount \$998,510.00**

**Original Funding Date 07/14/2011**

**Expiration Date 12/30/2017**

Category	ILC Funding Allocation	Amount Spent	Total Remaining
Right of Way	\$5,000.00	\$965.23	\$4,034.77
Pre-Design	\$0.00	\$0.00	\$0.00
Design	\$988,510.00	\$913,025.63	\$75,484.37
Construction	\$0.00	\$0.00	\$0.00
Const Engineering	\$0.00	\$0.00	\$0.00
Environmental	\$5,000.00	\$0.00	\$5,000.00
Other	\$0.00	\$0.00	\$0.00
Total	\$998,510.00	\$913,990.86	\$84,519.14

# Current Project Expense Summary

## PAY-AS-YOU-GO FUNDED PROJECTS

**ENTITY: Las Vegas**

**RF.LAS16J09**

**Rancho System - Beltway to Elkhorn**

**Interlocal Amount \$962,076.00**

**Original Funding Date 12/10/2009**

**Expiration Date 06/30/2017**

Category	ILC Funding Allocation	Amount Spent	Total Remaining
Right of Way	\$1,000.00	\$200.00	\$800.00
Pre-Design	\$0.00	\$0.00	\$0.00
Design	\$960,076.00	\$927,045.27	\$33,030.73
Construction	\$0.00	\$0.00	\$0.00
Const Engineering	\$0.00	\$0.00	\$0.00
Environmental	\$1,000.00	\$0.00	\$1,000.00
Other	\$0.00	\$0.00	\$0.00
Total	\$962,076.00	\$927,245.27	\$34,830.73

**RF.LAS16L11**

**Rancho Road System - Elkhorn, Ft Apache to Grand Canyon**

**Interlocal Amount \$400,000.00**

**Original Funding Date 07/14/2011**

**Expiration Date 12/30/2017**

Category	ILC Funding Allocation	Amount Spent	Total Remaining
Right of Way	\$5,000.00	\$0.00	\$5,000.00
Pre-Design	\$0.00	\$0.00	\$0.00
Design	\$390,000.00	\$380,669.38	\$9,330.62
Construction	\$0.00	\$0.00	\$0.00
Const Engineering	\$0.00	\$0.00	\$0.00
Environmental	\$5,000.00	\$0.00	\$5,000.00
Other	\$0.00	\$0.00	\$0.00
Total	\$400,000.00	\$380,669.38	\$19,330.62

**RF.LAS16N13**

**Rancho System - Beltway to Elkhorn Road**

**Interlocal Amount \$9,535,541.00**

**Original Funding Date 07/11/2013**

**Expiration Date 12/31/2016**

Category	ILC Funding Allocation	Amount Spent	Total Remaining
Right of Way	\$0.00	\$0.00	\$0.00
Pre-Design	\$0.00	\$0.00	\$0.00
Design	\$0.00	\$0.00	\$0.00
Construction	\$8,542,522.00	\$7,710,057.07	\$832,464.93
Const Engineering	\$993,019.00	\$908,807.18	\$84,211.82
Environmental	\$0.00	\$0.00	\$0.00
Other	\$0.00	\$0.00	\$0.00
Total	\$9,535,541.00	\$8,618,864.25	\$916,676.75

# Current Project Expense Summary

## PAY-AS-YOU-GO FUNDED PROJECTS

**ENTITY: Las Vegas**

**REFLAS16O13**

**Rancho Rd System-Elkhorn, Fort Apache to Grand Canyon**

**Interlocal Amount \$2,358,400.00**

**Original Funding Date 12/12/2013**

**Expiration Date 01/01/2017**

Category	ILC Funding Allocation	Amount Spent	Total Remaining
Right of Way	\$0.00	\$0.00	\$0.00
Pre-Design	\$0.00	\$0.00	\$0.00
Design	\$0.00	\$0.00	\$0.00
Construction	\$2,204,100.00	\$1,983,736.02	\$220,363.98
Const Engineering	\$154,300.00	\$122,850.50	\$31,449.50
Environmental	\$0.00	\$0.00	\$0.00
Other	\$0.00	\$0.00	\$0.00
<b>Total</b>	<b>\$2,358,400.00</b>	<b>\$2,106,586.52</b>	<b>\$251,813.48</b>

**REFLAS16P15**

**Rancho Road System - Elkhorn, Grand Canyon to Hualapai**

**Interlocal Amount \$269,752.00**

**Original Funding Date 07/09/2015**

**Expiration Date 06/30/2019**

Category	ILC Funding Allocation	Amount Spent	Total Remaining
Right of Way	\$2,000.00	\$0.00	\$2,000.00
Pre-Design	\$0.00	\$0.00	\$0.00
Design	\$265,752.00	\$0.00	\$265,752.00
Construction	\$0.00	\$0.00	\$0.00
Const Engineering	\$0.00	\$0.00	\$0.00
Environmental	\$2,000.00	\$0.00	\$2,000.00
Other	\$0.00	\$0.00	\$0.00
<b>Total</b>	<b>\$269,752.00</b>	<b>\$0.00</b>	<b>\$269,752.00</b>

**REFLAS22K08**

**LVW - Grand Teton, Mountain Spa to Durango Drive**

**Interlocal Amount \$869,721.98**

**Original Funding Date 08/14/2008**

**Expiration Date 06/30/2017**

Category	ILC Funding Allocation	Amount Spent	Total Remaining
Right of Way	\$0.00	\$0.00	\$0.00
Pre-Design	\$0.00	\$0.00	\$0.00
Design	\$850,654.34	\$850,098.41	\$555.93
Construction	\$0.00	\$0.00	\$0.00
Const Engineering	\$0.00	\$0.00	\$0.00
Environmental	\$19,067.64	\$423.80	\$18,643.84
Other	\$0.00	\$0.00	\$0.00
<b>Total</b>	<b>\$869,721.98</b>	<b>\$850,522.21</b>	<b>\$19,199.77</b>

# Current Project Expense Summary

## PAY-AS-YOU-GO FUNDED PROJECTS

**ENTITY: Las Vegas**

**RFLAS22R12**

**LVW-Grand Teton, Mountain Spa to Durango Drive**

**Interlocal Amount \$13,308,300.00**

**Original Funding Date 08/09/2012**

**Expiration Date 12/31/2016**

Category	ILC Funding Allocation	Amount Spent	Total Remaining
Right of Way	\$0.00	\$0.00	\$0.00
Pre-Design	\$0.00	\$0.00	\$0.00
Design	\$0.00	\$0.00	\$0.00
Construction	\$12,270,300.00	\$11,220,216.51	\$1,050,083.49
Const Engineering	\$1,038,000.00	\$1,035,157.00	\$2,843.00
Environmental	\$0.00	\$0.00	\$0.00
Other	\$0.00	\$0.00	\$0.00
<b>Total</b>	<b>\$13,308,300.00</b>	<b>\$12,255,373.51</b>	<b>\$1,052,926.49</b>

**RFLAS22S13**

**Brent Drainage System-Floyd Lamb Park to Durango Drive**

**Interlocal Amount \$533,365.00**

**Original Funding Date 07/11/2013**

**Expiration Date 06/30/2019**

Category	ILC Funding Allocation	Amount Spent	Total Remaining
Right of Way	\$1,000.00	\$0.00	\$1,000.00
Pre-Design	\$0.00	\$0.00	\$0.00
Design	\$530,365.00	\$335,797.17	\$194,567.83
Construction	\$0.00	\$0.00	\$0.00
Const Engineering	\$0.00	\$0.00	\$0.00
Environmental	\$2,000.00	\$0.00	\$2,000.00
Other	\$0.00	\$0.00	\$0.00
<b>Total</b>	<b>\$533,365.00</b>	<b>\$335,797.17</b>	<b>\$197,567.83</b>

**RFLAS22T15**

**Brent Drainage System - Floyd Lamb Park to Durango Drive**

**Interlocal Amount \$3,750,700.00**

**Original Funding Date 08/13/2015**

**Expiration Date 12/31/2016**

Category	ILC Funding Allocation	Amount Spent	Total Remaining
Right of Way	\$0.00	\$0.00	\$0.00
Pre-Design	\$0.00	\$0.00	\$0.00
Design	\$0.00	\$0.00	\$0.00
Construction	\$3,505,300.00	\$0.00	\$3,505,300.00
Const Engineering	\$245,400.00	\$0.00	\$245,400.00
Environmental	\$0.00	\$0.00	\$0.00
Other	\$0.00	\$0.00	\$0.00
<b>Total</b>	<b>\$3,750,700.00</b>	<b>\$0.00</b>	<b>\$3,750,700.00</b>

# Current Project Expense Summary

## PAY-AS-YOU-GO FUNDED PROJECTS

**ENTITY: Las Vegas**

**RFLAS23E13**

**Centennial Pkwy Channel West-CC 215, Pioneer Way to US95**

**Interlocal Amount \$1,070,687.00**

**Original Funding Date 07/11/2013**

**Expiration Date 06/30/2019**

Category	ILC Funding Allocation	Amount Spent	Total Remaining
Right of Way	\$2,000.00	\$604.38	\$1,395.62
Pre-Design	\$0.00	\$0.00	\$0.00
Design	\$1,063,687.00	\$788,341.29	\$275,345.71
Construction	\$0.00	\$0.00	\$0.00
Const Engineering	\$0.00	\$0.00	\$0.00
Environmental	\$5,000.00	\$0.00	\$5,000.00
Other	\$0.00	\$0.00	\$0.00
Total	\$1,070,687.00	\$788,945.67	\$281,741.33

**RFLAS23F14**

**Centennial Parkway Channel West-CC215, Pioneer Way to US95**

**Interlocal Amount \$13,900,000.00**

**Original Funding Date 11/13/2014**

**Expiration Date 06/30/2018**

Category	ILC Funding Allocation	Amount Spent	Total Remaining
Right of Way	\$0.00	\$0.00	\$0.00
Pre-Design	\$0.00	\$0.00	\$0.00
Design	\$0.00	\$0.00	\$0.00
Construction	\$12,800,000.00	\$6,681,150.50	\$6,118,849.50
Const Engineering	\$1,100,000.00	\$31,999.22	\$1,068,000.78
Environmental	\$0.00	\$0.00	\$0.00
Other	\$0.00	\$0.00	\$0.00
Total	\$13,900,000.00	\$6,713,149.72	\$7,186,850.28

**RFLAS23G15**

**Centennial Parkway Channel West-US95, CC215 to Durango**

**Interlocal Amount \$1,261,471.00**

**Original Funding Date 07/09/2015**

**Expiration Date 06/30/2019**

Category	ILC Funding Allocation	Amount Spent	Total Remaining
Right of Way	\$4,000.00	\$0.00	\$4,000.00
Pre-Design	\$0.00	\$0.00	\$0.00
Design	\$1,253,471.00	\$77,860.00	\$1,175,611.00
Construction	\$0.00	\$0.00	\$0.00
Const Engineering	\$0.00	\$0.00	\$0.00
Environmental	\$4,000.00	\$0.00	\$4,000.00
Other	\$0.00	\$0.00	\$0.00
Total	\$1,261,471.00	\$77,860.00	\$1,183,611.00

# Current Project Expense Summary

## PAY-AS-YOU-GO FUNDED PROJECTS

**ENTITY: Las Vegas**

**REFLAS23H15**

**Centennial Parkway Channel West-US95, Durango to Grand Teton**

**Interlocal Amount \$985,231.00**

**Original Funding Date 07/09/2015**

**Expiration Date 06/30/2019**

Category	ILC Funding Allocation	Amount Spent	Total Remaining
Right of Way	\$2,000.00	\$0.00	\$2,000.00
Pre-Design	\$0.00	\$0.00	\$0.00
Design	\$981,231.00	\$1,426.61	\$979,804.39
Construction	\$0.00	\$0.00	\$0.00
Const Engineering	\$0.00	\$0.00	\$0.00
Environmental	\$2,000.00	\$0.00	\$2,000.00
Other	\$0.00	\$0.00	\$0.00
Total	\$985,231.00	\$1,426.61	\$983,804.39

**REFLAS24E07**

**Gowan Outfall - Lone Mountain Branch (Rancho Drive to Decatur Boulevard)**

**Interlocal Amount \$1,614,000.00**

**Original Funding Date 07/12/2007**

**Expiration Date 06/30/2017**

Category	ILC Funding Allocation	Amount Spent	Total Remaining
Right of Way	\$17,000.00	\$16,933.80	\$66.20
Pre-Design	\$0.00	\$0.00	\$0.00
Design	\$1,547,000.00	\$1,546,701.01	\$298.99
Construction	\$0.00	\$0.00	\$0.00
Const Engineering	\$0.00	\$0.00	\$0.00
Environmental	\$0.00	\$0.00	\$0.00
Other	\$50,000.00	\$18,877.46	\$31,122.54
Total	\$1,614,000.00	\$1,582,512.27	\$31,487.73

**REFLAS24H13**

**Gowan North-Buffalo Branch, Lone Mtn to Washburn Rd**

**Interlocal Amount \$992,000.00**

**Original Funding Date 07/11/2013**

**Expiration Date 06/30/2019**

Category	ILC Funding Allocation	Amount Spent	Total Remaining
Right of Way	\$30,000.00	\$200.00	\$29,800.00
Pre-Design	\$0.00	\$0.00	\$0.00
Design	\$960,000.00	\$400,988.46	\$559,011.54
Construction	\$0.00	\$0.00	\$0.00
Const Engineering	\$0.00	\$0.00	\$0.00
Environmental	\$2,000.00	\$0.00	\$2,000.00
Other	\$0.00	\$0.00	\$0.00
Total	\$992,000.00	\$401,188.46	\$590,811.54



# Current Project Expense Summary

## PAY-AS-YOU-GO FUNDED PROJECTS

**ENTITY: Las Vegas**

**REFLAS24I15**

**Gowan Box Canyon - Lone Mountain Road**

**Interlocal Amount \$704,000.00**

**Original Funding Date 07/09/2015**

**Expiration Date 06/30/2019**

Category	ILC Funding Allocation	Amount Spent	Total Remaining
Right of Way	\$2,000.00	\$0.00	\$2,000.00
Pre-Design	\$0.00	\$0.00	\$0.00
Design	\$700,000.00	\$3,749.39	\$696,250.61
Construction	\$0.00	\$0.00	\$0.00
Const Engineering	\$0.00	\$0.00	\$0.00
Environmental	\$2,000.00	\$0.00	\$2,000.00
Other	\$0.00	\$0.00	\$0.00
Total	\$704,000.00	\$3,749.39	\$700,250.61

**REFLAS24J15**

**Gowan North - El Capitan Branch, Lone Mountain to Ann Road**

**Interlocal Amount \$785,478.00**

**Original Funding Date 07/09/2015**

**Expiration Date 06/30/2019**

Category	ILC Funding Allocation	Amount Spent	Total Remaining
Right of Way	\$2,000.00	\$0.00	\$2,000.00
Pre-Design	\$0.00	\$0.00	\$0.00
Design	\$781,478.00	\$992.50	\$780,485.50
Construction	\$0.00	\$0.00	\$0.00
Const Engineering	\$0.00	\$0.00	\$0.00
Environmental	\$2,000.00	\$0.00	\$2,000.00
Other	\$0.00	\$0.00	\$0.00
Total	\$785,478.00	\$992.50	\$784,485.50

**REFLAS25B13**

**Cedar Avenue Channel Improvements**

**Interlocal Amount \$831,489.00**

**Original Funding Date 07/11/2013**

**Expiration Date 06/30/2019**

Category	ILC Funding Allocation	Amount Spent	Total Remaining
Right of Way	\$2,000.00	\$0.00	\$2,000.00
Pre-Design	\$0.00	\$0.00	\$0.00
Design	\$827,489.00	\$512,676.83	\$314,812.17
Construction	\$0.00	\$0.00	\$0.00
Const Engineering	\$0.00	\$0.00	\$0.00
Environmental	\$2,000.00	\$0.00	\$2,000.00
Other	\$0.00	\$0.00	\$0.00
Total	\$831,489.00	\$512,676.83	\$318,812.17

# Current Project Expense Summary

## PAY-AS-YOU-GO FUNDED PROJECTS

**ENTITY: Las Vegas**

**REFLAS28C12**

**Las Vegas Wash - Sloan Channel to Cedar Avenue**

**Interlocal Amount \$110,000.00**

**Original Funding Date 06/14/2012**

**Expiration Date 06/30/2017**

Category	ILC Funding Allocation	Amount Spent	Total Remaining
Right of Way	\$0.00	\$0.00	\$0.00
Pre-Design	\$0.00	\$0.00	\$0.00
Design	\$110,000.00	\$49,934.59	\$60,065.41
Construction	\$0.00	\$0.00	\$0.00
Const Engineering	\$0.00	\$0.00	\$0.00
Environmental	\$0.00	\$0.00	\$0.00
Other	\$0.00	\$0.00	\$0.00
Total	\$110,000.00	\$49,934.59	\$60,065.41

**REFLAS29B15**

**Flamingo-Boulder HWY N-Boulder HWY Sahara to Charleston**

**Interlocal Amount \$1,226,003.00**

**Original Funding Date 12/10/2015**

**Expiration Date 12/31/2019**

Category	ILC Funding Allocation	Amount Spent	Total Remaining
Right of Way	\$4,000.00	\$0.00	\$4,000.00
Pre-Design	\$0.00	\$0.00	\$0.00
Design	\$1,218,003.00	\$3,260.33	\$1,214,742.67
Construction	\$0.00	\$0.00	\$0.00
Const Engineering	\$0.00	\$0.00	\$0.00
Environmental	\$4,000.00	\$0.00	\$4,000.00
Other	\$0.00	\$0.00	\$0.00
Total	\$1,226,003.00	\$3,260.33	\$1,222,742.67

**REFLAS30A13**

**Gowan-Alexander Rd., Rancho Drive to Decatur Boulevard**

**Interlocal Amount \$711,938.00**

**Original Funding Date 07/11/2013**

**Expiration Date 06/30/2019**

Category	ILC Funding Allocation	Amount Spent	Total Remaining
Right of Way	\$3,000.00	\$0.00	\$3,000.00
Pre-Design	\$0.00	\$0.00	\$0.00
Design	\$706,938.00	\$260,779.40	\$446,158.60
Construction	\$0.00	\$0.00	\$0.00
Const Engineering	\$0.00	\$0.00	\$0.00
Environmental	\$2,000.00	\$0.00	\$2,000.00
Other	\$0.00	\$0.00	\$0.00
Total	\$711,938.00	\$260,779.40	\$451,158.60

# Current Project Expense Summary

## PAY-AS-YOU-GO FUNDED PROJECTS

**ENTITY: Las Vegas**

**RF.LLD08A11**

**Lexington Street Storm Drain**

**Interlocal Amount \$1,000,000.00**

**Original Funding Date 07/14/2011**

**Expiration Date 06/30/2017**

Category	ILC Funding Allocation	Amount Spent	Total Remaining
Right of Way	\$0.00	\$0.00	\$0.00
Pre-Design	\$0.00	\$0.00	\$0.00
Design	\$0.00	\$0.00	\$0.00
Construction	\$1,000,000.00	\$0.00	\$1,000,000.00
Const Engineering	\$0.00	\$0.00	\$0.00
Environmental	\$0.00	\$0.00	\$0.00
Other	\$0.00	\$0.00	\$0.00
Total	\$1,000,000.00	\$0.00	\$1,000,000.00

**RF.LLD10B13**

**Buckskin Avenue Storm Drain**

**Interlocal Amount \$857,646.00**

**Original Funding Date 07/11/2013**

**Expiration Date 12/30/2017**

Category	ILC Funding Allocation	Amount Spent	Total Remaining
Right of Way	\$0.00	\$0.00	\$0.00
Pre-Design	\$0.00	\$0.00	\$0.00
Design	\$0.00	\$0.00	\$0.00
Construction	\$857,646.00	\$0.00	\$857,646.00
Const Engineering	\$0.00	\$0.00	\$0.00
Environmental	\$0.00	\$0.00	\$0.00
Other	\$0.00	\$0.00	\$0.00
Total	\$857,646.00	\$0.00	\$857,646.00

**ENTITY: Mesquite**

**RF.MES04A15**

**Virgin River Flood Wall**

**Interlocal Amount \$517,000.00**

**Original Funding Date 11/12/2015**

**Expiration Date 07/30/2018**

Category	ILC Funding Allocation	Amount Spent	Total Remaining
Right of Way	\$2,000.00	\$0.00	\$2,000.00
Pre-Design	\$208,278.00	\$51,298.52	\$156,979.48
Design	\$291,722.00	\$0.00	\$291,722.00
Construction	\$0.00	\$0.00	\$0.00
Const Engineering	\$0.00	\$0.00	\$0.00
Environmental	\$15,000.00	\$0.00	\$15,000.00
Other	\$0.00	\$0.00	\$0.00
Total	\$517,000.00	\$51,298.52	\$465,701.48

# Current Project Expense Summary

## PAY-AS-YOU-GO FUNDED PROJECTS

**ENTITY: North Las Vegas**

**RENLD14A15**

**Oak Island Drive Storm Drain**

**Interlocal Amount \$497,750.00**

**Original Funding Date 07/09/2015**

**Expiration Date 12/31/2020**

Category	ILC Funding Allocation	Amount Spent	Total Remaining
Right of Way	\$0.00	\$0.00	\$0.00
Pre-Design	\$0.00	\$0.00	\$0.00
Design	\$0.00	\$0.00	\$0.00
Construction	\$497,750.00	\$0.00	\$497,750.00
Const Engineering	\$0.00	\$0.00	\$0.00
Environmental	\$0.00	\$0.00	\$0.00
Other	\$0.00	\$0.00	\$0.00
<b>Total</b>	<b>\$497,750.00</b>	<b>\$0.00</b>	<b>\$497,750.00</b>

**RENLV01G11**

**Ann Road Channel East, ULVW to Fifth Street**

**Interlocal Amount \$1,063,556.00**

**Original Funding Date 08/11/2011**

**Expiration Date 06/30/2018**

Category	ILC Funding Allocation	Amount Spent	Total Remaining
Right of Way	\$378,556.00	\$316,746.84	\$61,809.16
Pre-Design	\$0.00	\$0.00	\$0.00
Design	\$650,000.00	\$605,103.07	\$44,896.93
Construction	\$0.00	\$0.00	\$0.00
Const Engineering	\$0.00	\$0.00	\$0.00
Environmental	\$10,000.00	\$0.00	\$10,000.00
Other	\$25,000.00	\$0.00	\$25,000.00
<b>Total</b>	<b>\$1,063,556.00</b>	<b>\$921,849.91</b>	<b>\$141,706.09</b>

**RENLV01H13**

**Las Vegas Wash - "N" Channel, Cheyenne to Gowan**

**Interlocal Amount \$317,990.00**

**Original Funding Date 10/10/2013**

**Expiration Date 06/30/2018**

Category	ILC Funding Allocation	Amount Spent	Total Remaining
Right of Way	\$38,500.00	\$34,533.51	\$3,966.49
Pre-Design	\$0.00	\$0.00	\$0.00
Design	\$244,880.00	\$203,815.94	\$41,064.06
Construction	\$0.00	\$0.00	\$0.00
Const Engineering	\$0.00	\$0.00	\$0.00
Environmental	\$23,030.00	\$22,583.97	\$446.03
Other	\$11,580.00	\$11,580.00	\$0.00
<b>Total</b>	<b>\$317,990.00</b>	<b>\$272,513.42</b>	<b>\$45,476.58</b>

# Current Project Expense Summary

## PAY-AS-YOU-GO FUNDED PROJECTS

**ENTITY: North Las Vegas,**

**REF: NLV01J15**

**Las Vegas Wash - "N" Channel, Cheyenne to Gowan**

**Interlocal Amount \$3,158,000.00**

**Original Funding Date 08/13/2015**

**Expiration Date 06/30/2018**

Category	ILC Funding Allocation	Amount Spent	Total Remaining
Right of Way	\$0.00	\$0.00	\$0.00
Pre-Design	\$0.00	\$0.00	\$0.00
Design	\$0.00	\$0.00	\$0.00
Construction	\$2,833,000.00	\$1,089,255.34	\$1,743,744.66
Const Engineering	\$325,000.00	\$94,199.72	\$230,800.28
Environmental	\$0.00	\$0.00	\$0.00
Other	\$0.00	\$0.00	\$0.00
<b>Total</b>	<b>\$3,158,000.00</b>	<b>\$1,183,455.06</b>	<b>\$1,974,544.94</b>

**REF: NLV03E13**

**Hollywood System, Dunes South DB to Centennial Parkway**

**Interlocal Amount \$2,706,972.00**

**Original Funding Date 10/10/2013**

**Expiration Date 12/31/2018**

Category	ILC Funding Allocation	Amount Spent	Total Remaining
Right of Way	\$1,116,972.00	\$7,587.73	\$1,109,384.27
Pre-Design	\$0.00	\$0.00	\$0.00
Design	\$1,580,000.00	\$631,006.49	\$948,993.51
Construction	\$0.00	\$0.00	\$0.00
Const Engineering	\$0.00	\$0.00	\$0.00
Environmental	\$10,000.00	\$0.00	\$10,000.00
Other	\$0.00	\$0.00	\$0.00
<b>Total</b>	<b>\$2,706,972.00</b>	<b>\$638,594.22</b>	<b>\$2,068,377.78</b>

**REF: NLV04F07**

**Simmons Street Drainage Improvements - Carey to Craig**

**Interlocal Amount \$2,323,263.00**

**Original Funding Date 04/12/2007**

**Expiration Date 12/31/2016**

Category	ILC Funding Allocation	Amount Spent	Total Remaining
Right of Way	\$1,240,000.00	\$1,040,853.16	\$199,146.84
Pre-Design	\$0.00	\$0.00	\$0.00
Design	\$1,033,263.00	\$1,030,818.29	\$2,444.71
Construction	\$0.00	\$0.00	\$0.00
Const Engineering	\$0.00	\$0.00	\$0.00
Environmental	\$0.00	\$0.00	\$0.00
Other	\$50,000.00	\$31,890.00	\$18,110.00
<b>Total</b>	<b>\$2,323,263.00</b>	<b>\$2,103,561.45</b>	<b>\$219,701.55</b>

# Current Project Expense Summary

## PAY-AS-YOU-GO FUNDED PROJECTS

**ENTITY: North Las Vegas**

**REF: NLV09E11**

**Vandenberg North Detention Basin & Outfall**

**Interlocal Amount \$1,268,000.00**

**Original Funding Date 04/14/2011**

**Expiration Date 06/30/2018**

Category	ILC Funding Allocation	Amount Spent	Total Remaining
Right of Way	\$30,000.00	\$22,611.55	\$7,388.45
Pre-Design	\$133,000.00	\$123,326.23	\$9,673.77
Design	\$1,100,000.00	\$2,215.95	\$1,097,784.05
Construction	\$0.00	\$0.00	\$0.00
Const Engineering	\$0.00	\$0.00	\$0.00
Environmental	\$5,000.00	\$0.00	\$5,000.00
Other	\$0.00	\$0.00	\$0.00
<b>Total</b>	<b>\$1,268,000.00</b>	<b>\$148,153.73</b>	<b>\$1,119,846.27</b>

**REF: NLV09G13**

**Centennial Collector**

**Interlocal Amount \$556,143.00**

**Original Funding Date 10/10/2013**

**Expiration Date 06/30/2017**

Category	ILC Funding Allocation	Amount Spent	Total Remaining
Right of Way	\$100,000.00	\$4,621.07	\$95,378.93
Pre-Design	\$0.00	\$0.00	\$0.00
Design	\$446,143.00	\$45,465.67	\$400,677.33
Construction	\$0.00	\$0.00	\$0.00
Const Engineering	\$0.00	\$0.00	\$0.00
Environmental	\$10,000.00	\$0.00	\$10,000.00
Other	\$0.00	\$0.00	\$0.00
<b>Total</b>	<b>\$556,143.00</b>	<b>\$50,086.74</b>	<b>\$506,056.26</b>

**REF: NLV09I13**

**Beltway Detention Basin and Channel**

**Interlocal Amount \$1,034,000.00**

**Original Funding Date 10/10/2013**

**Expiration Date 06/30/2019**

Category	ILC Funding Allocation	Amount Spent	Total Remaining
Right of Way	\$100,000.00	\$4,777.57	\$95,222.43
Pre-Design	\$0.00	\$0.00	\$0.00
Design	\$924,000.00	\$245,339.57	\$678,660.43
Construction	\$0.00	\$0.00	\$0.00
Const Engineering	\$0.00	\$0.00	\$0.00
Environmental	\$10,000.00	\$1,185.69	\$8,814.31
Other	\$0.00	\$0.00	\$0.00
<b>Total</b>	<b>\$1,034,000.00</b>	<b>\$251,302.83</b>	<b>\$782,697.17</b>

## Current Project Expense Summary

### PAY-AS-YOU-GO FUNDED PROJECTS

**ENTITY: North Las Vegas**

**RF.NLV17A00**

**Centennial Parkway Channel East**

**Interlocal Amount \$3,254,100.00**

**Original Funding Date 07/13/2000**

**Expiration Date 12/31/2016**

Category	ILC Funding Allocation	Amount Spent	Total Remaining
Right of Way	\$2,190,000.00	\$1,432,087.39	\$757,912.61
Pre-Design	\$0.00	\$0.00	\$0.00
Design	\$1,050,000.00	\$1,042,038.61	\$7,961.39
Construction	\$0.00	\$0.00	\$0.00
Const Engineering	\$0.00	\$0.00	\$0.00
Environmental	\$14,100.00	\$12,801.42	\$1,298.58
Other	\$0.00	\$0.00	\$0.00
<b>Total</b>	<b>\$3,254,100.00</b>	<b>\$2,486,927.42</b>	<b>\$767,172.58</b>

**RF.NLV18A07**

**Colton Channel**

**Interlocal Amount \$1,214,634.00**

**Original Funding Date 09/13/2007**

**Expiration Date 07/30/2016**

Category	ILC Funding Allocation	Amount Spent	Total Remaining
Right of Way	\$50,000.00	\$448.14	\$49,551.86
Pre-Design	\$0.00	\$0.00	\$0.00
Design	\$1,139,634.00	\$1,137,460.34	\$2,173.66
Construction	\$0.00	\$0.00	\$0.00
Const Engineering	\$0.00	\$0.00	\$0.00
Environmental	\$25,000.00	\$22,956.25	\$2,043.75
Other	\$0.00	\$0.00	\$0.00
<b>Total</b>	<b>\$1,214,634.00</b>	<b>\$1,160,864.73</b>	<b>\$53,769.27</b>

**RF.NLV18B07**

**Brooks Channel**

**Interlocal Amount \$677,749.00**

**Original Funding Date 09/13/2007**

**Expiration Date 06/30/2017**

Category	ILC Funding Allocation	Amount Spent	Total Remaining
Right of Way	\$85,000.00	\$9,616.85	\$75,383.15
Pre-Design	\$0.00	\$0.00	\$0.00
Design	\$545,839.00	\$538,375.94	\$7,463.06
Construction	\$0.00	\$0.00	\$0.00
Const Engineering	\$0.00	\$0.00	\$0.00
Environmental	\$36,910.00	\$24,752.87	\$12,157.13
Other	\$10,000.00	\$0.00	\$10,000.00
<b>Total</b>	<b>\$677,749.00</b>	<b>\$572,745.66</b>	<b>\$105,003.34</b>

## Current Project Expense Summary

### PAY-AS-YOU-GO FUNDED PROJECTS

**ENTITY: North Las Vegas**

**RF.NLV18F13**

**Central Freeway Channel At Cheyenne**

**Interlocal Amount \$772,549.00**

**Original Funding Date 12/12/2013**

**Expiration Date 06/30/2018**

Category	ILC Funding Allocation	Amount Spent	Total Remaining
Right of Way	\$5,000.00	\$65.88	\$4,934.12
Pre-Design	\$0.00	\$0.00	\$0.00
Design	\$767,549.00	\$292,271.09	\$475,277.91
Construction	\$0.00	\$0.00	\$0.00
Const Engineering	\$0.00	\$0.00	\$0.00
Environmental	\$0.00	\$0.00	\$0.00
Other	\$0.00	\$0.00	\$0.00
<b>Total</b>	<b>\$772,549.00</b>	<b>\$292,336.97</b>	<b>\$480,212.03</b>

**RF.NLV18H14**

**Brooks Channel**

**Interlocal Amount \$5,751,000.00**

**Original Funding Date 09/11/2014**

**Expiration Date 06/30/2017**

Category	ILC Funding Allocation	Amount Spent	Total Remaining
Right of Way	\$0.00	\$0.00	\$0.00
Pre-Design	\$0.00	\$0.00	\$0.00
Design	\$0.00	\$0.00	\$0.00
Construction	\$5,165,000.00	\$4,464,163.37	\$700,836.63
Const Engineering	\$586,000.00	\$190,615.22	\$395,384.78
Environmental	\$0.00	\$0.00	\$0.00
Other	\$0.00	\$0.00	\$0.00
<b>Total</b>	<b>\$5,751,000.00</b>	<b>\$4,654,778.59</b>	<b>\$1,096,221.41</b>

### Pay-As-You-Go Totals

Category	ILC Funding Allocation	Amount Spent	Total Remaining
Right of Way	\$46,026,533.04	\$41,497,828.55	\$4,528,704.49
Pre-Design	\$341,278.00	\$174,624.75	\$166,653.25
Design	\$46,936,293.34	\$30,038,967.34	\$16,897,326.00
Construction	\$84,217,481.71	\$58,115,150.74	\$26,102,330.97
Const Engineering	\$7,818,159.00	\$3,144,647.99	\$4,673,511.01
Environmental	\$2,756,592.64	\$2,128,359.20	\$628,233.44
Other	\$10,710,108.96	\$10,236,790.75	\$473,318.21
<b>Total</b>	<b>\$198,806,446.69</b>	<b>\$145,336,369.32</b>	<b>\$53,470,077.37</b>
Construction Projects = 21      Design / Other Projects = 62			



# Current Project Expense Summary

## BOND FUNDED PROJECTS

**ENTITY: Clark County**

**RF.CLA04W16**

**Flamingo Wash, Eastern Avenue**

**Interlocal Amount \$1,420,000.00**

**Original Funding Date 05/19/2016**

**Expiration Date 06/30/2021**

Category	ILC Funding Allocation	Amount Spent	Total Remaining
Right of Way	\$0.00	\$0.00	\$0.00
Pre-Design	\$0.00	\$0.00	\$0.00
Design	\$0.00	\$0.00	\$0.00
Construction	\$1,300,000.00	\$0.00	\$1,300,000.00
Const Engineering	\$120,000.00	\$0.00	\$120,000.00
Environmental	\$0.00	\$0.00	\$0.00
Other	\$0.00	\$0.00	\$0.00
Total	\$1,420,000.00	\$0.00	\$1,420,000.00

**RF.CLA08T14**

**Duck Creek, Las Vegas Boulevard**

**Interlocal Amount \$7,400,000.00**

**Original Funding Date 09/11/2014**

**Expiration Date 06/30/2019**

Category	ILC Funding Allocation	Amount Spent	Total Remaining
Right of Way	\$0.00	\$0.00	\$0.00
Pre-Design	\$0.00	\$0.00	\$0.00
Design	\$0.00	\$0.00	\$0.00
Construction	\$6,800,000.00	\$0.00	\$6,800,000.00
Const Engineering	\$600,000.00	\$0.00	\$600,000.00
Environmental	\$0.00	\$0.00	\$0.00
Other	\$0.00	\$0.00	\$0.00
Total	\$7,400,000.00	\$0.00	\$7,400,000.00

**RF.CLA15E13**

**LVW-Sloan to Stewart-Flam Wash below Nellis**

**Interlocal Amount \$82,884,000.00**

**Original Funding Date 10/10/2013**

**Expiration Date 06/30/2018**

Category	ILC Funding Allocation	Amount Spent	Total Remaining
Right of Way	\$0.00	\$0.00	\$0.00
Pre-Design	\$0.00	\$0.00	\$0.00
Design	\$0.00	\$0.00	\$0.00
Construction	\$75,652,000.00	\$57,138,840.79	\$18,513,159.21
Const Engineering	\$7,232,000.00	\$4,453,124.75	\$2,778,875.25
Environmental	\$0.00	\$0.00	\$0.00
Other	\$0.00	\$0.00	\$0.00
Total	\$82,884,000.00	\$61,591,965.54	\$21,292,034.46

# Current Project Expense Summary

## BOND FUNDED PROJECTS

**ENTITY: Clark County**

**RF.CLA15F16**

**Las Vegas Wash - Water Reclamation Channel**

**Interlocal Amount \$3,400,000.00**

**Original Funding Date 05/19/2016**

**Expiration Date 06/30/2021**

Category	ILC Funding Allocation	Amount Spent	Total Remaining
Right of Way	\$0.00	\$0.00	\$0.00
Pre-Design	\$0.00	\$0.00	\$0.00
Design	\$0.00	\$0.00	\$0.00
Construction	\$3,400,000.00	\$0.00	\$3,400,000.00
Const Engineering	\$0.00	\$0.00	\$0.00
Environmental	\$0.00	\$0.00	\$0.00
Other	\$0.00	\$0.00	\$0.00
<b>Total</b>	<b>\$3,400,000.00</b>	<b>\$0.00</b>	<b>\$3,400,000.00</b>

**RF.CLA27D13**

**Flamingo Diversion - Rainbow Branch**

**Interlocal Amount \$10,570,000.00**

**Original Funding Date 04/11/2013**

**Expiration Date 06/30/2018**

Category	ILC Funding Allocation	Amount Spent	Total Remaining
Right of Way	\$0.00	\$0.00	\$0.00
Pre-Design	\$0.00	\$0.00	\$0.00
Design	\$0.00	\$0.00	\$0.00
Construction	\$9,665,000.00	\$447,030.65	\$9,217,969.35
Const Engineering	\$905,000.00	\$263,491.12	\$641,508.88
Environmental	\$0.00	\$0.00	\$0.00
Other	\$0.00	\$0.00	\$0.00
<b>Total</b>	<b>\$10,570,000.00</b>	<b>\$710,521.77</b>	<b>\$9,859,478.23</b>

**ENTITY: Henderson**

**RF.HEN05F12**

**Pioneer Detention Basin Expansion and Inflow**

**Interlocal Amount \$1,489,218.00**

**Original Funding Date 03/08/2012**

**Expiration Date 06/30/2016**

Category	ILC Funding Allocation	Amount Spent	Total Remaining
Right of Way	\$0.00	\$0.00	\$0.00
Pre-Design	\$0.00	\$0.00	\$0.00
Design	\$0.00	\$0.00	\$0.00
Construction	\$1,341,638.00	\$1,218,735.00	\$122,903.00
Const Engineering	\$147,580.00	\$112,117.11	\$35,462.89
Environmental	\$0.00	\$0.00	\$0.00
Other	\$0.00	\$0.00	\$0.00
<b>Total</b>	<b>\$1,489,218.00</b>	<b>\$1,330,852.11</b>	<b>\$158,365.89</b>

# Current Project Expense Summary

## BOND FUNDED PROJECTS

**ENTITY: Henderson**

**RF.HEN05G16**

**Horizon Ridge Detention Basin**

**Interlocal Amount \$8,294,400.00**

**Original Funding Date 04/14/2016**

**Expiration Date 06/30/2017**

Category	ILC Funding Allocation	Amount Spent	Total Remaining
Right of Way	\$0.00	\$0.00	\$0.00
Pre-Design	\$0.00	\$0.00	\$0.00
Design	\$0.00	\$0.00	\$0.00
Construction	\$7,680,000.00	\$0.00	\$7,680,000.00
Const Engineering	\$614,400.00	\$0.00	\$614,400.00
Environmental	\$0.00	\$0.00	\$0.00
Other	\$0.00	\$0.00	\$0.00
<b>Total</b>	<b>\$8,294,400.00</b>	<b>\$0.00</b>	<b>\$8,294,400.00</b>

**RF.HEN06J13**

**Equestrian Detention Basin Expansion**

**Interlocal Amount \$1,098,200.00**

**Original Funding Date 04/11/2013**

**Expiration Date 12/31/2016**

Category	ILC Funding Allocation	Amount Spent	Total Remaining
Right of Way	\$0.00	\$0.00	\$0.00
Pre-Design	\$0.00	\$0.00	\$0.00
Design	\$0.00	\$0.00	\$0.00
Construction	\$1,012,000.00	\$968,496.37	\$43,503.63
Const Engineering	\$86,200.00	\$56,923.62	\$29,276.38
Environmental	\$0.00	\$0.00	\$0.00
Other	\$0.00	\$0.00	\$0.00
<b>Total</b>	<b>\$1,098,200.00</b>	<b>\$1,025,419.99</b>	<b>\$72,780.01</b>

**RF.HEN06K13**

**Equestrian Tributary, Phase II**

**Interlocal Amount \$2,362,718.00**

**Original Funding Date 04/11/2013**

**Expiration Date 12/31/2016**

Category	ILC Funding Allocation	Amount Spent	Total Remaining
Right of Way	\$0.00	\$0.00	\$0.00
Pre-Design	\$0.00	\$0.00	\$0.00
Design	\$0.00	\$0.00	\$0.00
Construction	\$2,191,405.00	\$2,030,506.63	\$160,898.37
Const Engineering	\$171,313.00	\$116,810.61	\$54,502.39
Environmental	\$0.00	\$0.00	\$0.00
Other	\$0.00	\$0.00	\$0.00
<b>Total</b>	<b>\$2,362,718.00</b>	<b>\$2,147,317.24</b>	<b>\$215,400.76</b>

# Current Project Expense Summary

## BOND FUNDED PROJECTS

**ENTITY: Henderson**

**RF.HEN12J16**

**Palm Hills Channel**

**Interlocal Amount \$2,830,880.00**

**Original Funding Date 04/14/2016**

**Expiration Date 06/30/2018**

Category	ILC Funding Allocation	Amount Spent	Total Remaining
Right of Way	\$0.00	\$0.00	\$0.00
Pre-Design	\$0.00	\$0.00	\$0.00
Design	\$0.00	\$0.00	\$0.00
Construction	\$2,598,738.00	\$0.00	\$2,598,738.00
Const Engineering	\$232,142.00	\$0.00	\$232,142.00
Environmental	\$0.00	\$0.00	\$0.00
Other	\$0.00	\$0.00	\$0.00
Total	\$2,830,880.00	\$0.00	\$2,830,880.00

**RF.HEN23B16**

**Center Street Storm Drain**

**Interlocal Amount \$9,261,400.00**

**Original Funding Date 03/10/2016**

**Expiration Date 06/30/2017**

Category	ILC Funding Allocation	Amount Spent	Total Remaining
Right of Way	\$0.00	\$0.00	\$0.00
Pre-Design	\$0.00	\$0.00	\$0.00
Design	\$0.00	\$0.00	\$0.00
Construction	\$8,575,400.00	\$0.00	\$8,575,400.00
Const Engineering	\$686,000.00	\$0.00	\$686,000.00
Environmental	\$0.00	\$0.00	\$0.00
Other	\$0.00	\$0.00	\$0.00
Total	\$9,261,400.00	\$0.00	\$9,261,400.00

**ENTITY: Las Vegas**

**RF.LAS05E03**

**Oakey - Meadows Storm Drain**

**Interlocal Amount \$5,470,354.00**

**Original Funding Date 08/14/2003**

**Expiration Date 06/30/2017**

Category	ILC Funding Allocation	Amount Spent	Total Remaining
Right of Way	\$50,000.00	\$20,302.54	\$29,697.46
Pre-Design	\$0.00	\$0.00	\$0.00
Design	\$5,320,354.00	\$5,193,511.06	\$126,842.94
Construction	\$0.00	\$0.00	\$0.00
Const Engineering	\$0.00	\$0.00	\$0.00
Environmental	\$0.00	\$0.00	\$0.00
Other	\$100,000.00	\$8,071.80	\$91,928.20
Total	\$5,470,354.00	\$5,221,885.40	\$248,468.60

# Current Project Expense Summary

## BOND FUNDED PROJECTS

**ENTITY: Las Vegas**

**RFLAS05K15**

**Oakey-Meadows Storm Drain, Phase III**

**Interlocal Amount \$24,961,221.00**

**Original Funding Date 02/12/2015**

**Expiration Date 06/30/2017**

Category	ILC Funding Allocation	Amount Spent	Total Remaining
Right of Way	\$0.00	\$0.00	\$0.00
Pre-Design	\$0.00	\$0.00	\$0.00
Design	\$0.00	\$0.00	\$0.00
Construction	\$23,811,221.00	\$23,779,857.34	\$31,363.66
Const Engineering	\$1,150,000.00	\$469,672.04	\$680,327.96
Environmental	\$0.00	\$0.00	\$0.00
Other	\$0.00	\$0.00	\$0.00
Total	\$24,961,221.00	\$24,249,529.38	\$711,691.62

**RFLAS14D14**

**Freeway Channel-Washington, MLK to Rancho Drive**

**Interlocal Amount \$10,755,343.00**

**Original Funding Date 02/13/2014**

**Expiration Date 06/30/2017**

Category	ILC Funding Allocation	Amount Spent	Total Remaining
Right of Way	\$0.00	\$0.00	\$0.00
Pre-Design	\$0.00	\$0.00	\$0.00
Design	\$0.00	\$0.00	\$0.00
Construction	\$10,050,343.00	\$0.00	\$10,050,343.00
Const Engineering	\$705,000.00	\$20,959.74	\$684,040.26
Environmental	\$0.00	\$0.00	\$0.00
Other	\$0.00	\$0.00	\$0.00
Total	\$10,755,343.00	\$20,959.74	\$10,734,383.26

**RFLAS22M09**

**Las Vegas Wash - Rainbow (Elkhorn Rd to Grand Teton Dr)**

**Interlocal Amount \$7,857,090.00**

**Original Funding Date 06/11/2009**

**Expiration Date 12/31/2016**

Category	ILC Funding Allocation	Amount Spent	Total Remaining
Right of Way	\$0.00	\$0.00	\$0.00
Pre-Design	\$0.00	\$0.00	\$0.00
Design	\$0.00	\$0.00	\$0.00
Construction	\$7,386,200.00	\$7,245,630.76	\$140,569.24
Const Engineering	\$470,890.00	\$450,934.28	\$19,955.72
Environmental	\$0.00	\$0.00	\$0.00
Other	\$0.00	\$0.00	\$0.00
Total	\$7,857,090.00	\$7,696,565.04	\$160,524.96

## Current Project Expense Summary

### BOND FUNDED PROJECTS

**ENTITY: North Las Vegas**

**REFNLV01I14**

**Ann Road Channel East, ULVW to Fifth Street**

**Interlocal Amount \$5,838,100.00**

**Original Funding Date 03/13/2014**

**Expiration Date 06/30/2018**

Category	ILC Funding Allocation	Amount Spent	Total Remaining
Right of Way	\$0.00	\$0.00	\$0.00
Pre-Design	\$0.00	\$0.00	\$0.00
Design	\$0.00	\$0.00	\$0.00
Construction	\$5,258,100.00	\$0.00	\$5,258,100.00
Const Engineering	\$580,000.00	\$0.00	\$580,000.00
Environmental	\$0.00	\$0.00	\$0.00
Other	\$0.00	\$0.00	\$0.00
<b>Total</b>	<b>\$5,838,100.00</b>	<b>\$0.00</b>	<b>\$5,838,100.00</b>

**REFNLV04J14**

**Simmons Street Drainage Impvments-Alexander to Gowan Outfall**

**Interlocal Amount \$16,066,600.00**

**Original Funding Date 02/13/2014**

**Expiration Date 06/30/2017**

Category	ILC Funding Allocation	Amount Spent	Total Remaining
Right of Way	\$0.00	\$0.00	\$0.00
Pre-Design	\$0.00	\$0.00	\$0.00
Design	\$0.00	\$0.00	\$0.00
Construction	\$14,573,600.00	\$13,210,766.25	\$1,362,833.75
Const Engineering	\$1,493,000.00	\$1,315,249.84	\$177,750.16
Environmental	\$0.00	\$0.00	\$0.00
Other	\$0.00	\$0.00	\$0.00
<b>Total</b>	<b>\$16,066,600.00</b>	<b>\$14,526,016.09</b>	<b>\$1,540,583.91</b>

**REFNLV09H14**

**Centennial Collector**

**Interlocal Amount \$2,933,250.00**

**Original Funding Date 02/13/2014**

**Expiration Date 06/30/2017**

Category	ILC Funding Allocation	Amount Spent	Total Remaining
Right of Way	\$0.00	\$0.00	\$0.00
Pre-Design	\$0.00	\$0.00	\$0.00
Design	\$0.00	\$0.00	\$0.00
Construction	\$2,548,050.00	\$2,248,949.36	\$299,100.64
Const Engineering	\$385,200.00	\$13,572.75	\$371,627.25
Environmental	\$0.00	\$0.00	\$0.00
Other	\$0.00	\$0.00	\$0.00
<b>Total</b>	<b>\$2,933,250.00</b>	<b>\$2,262,522.11</b>	<b>\$670,727.89</b>

## Current Project Expense Summary

### BOND FUNDED PROJECTS

**ENTITY:** North Las Vegas

**REF:** NLV18G14

**Colton Avenue Flood Control Improvements**

**Interlocal Amount \$7,535,000.00**

**Original Funding Date 05/15/2014**

**Expiration Date 07/30/2016**

Category	ILC Funding Allocation	Amount Spent	Total Remaining
Right of Way	\$0.00	\$0.00	\$0.00
Pre-Design	\$0.00	\$0.00	\$0.00
Design	\$0.00	\$0.00	\$0.00
Construction	\$6,850,000.00	\$6,455,364.00	\$394,636.00
Const Engineering	\$685,000.00	\$327,654.31	\$357,345.69
Environmental	\$0.00	\$0.00	\$0.00
Other	\$0.00	\$0.00	\$0.00
<b>Total</b>	<b>\$7,535,000.00</b>	<b>\$6,783,018.31</b>	<b>\$751,981.69</b>

### Bond Totals

Category	ILC Funding Allocation	Amount Spent	Total Remaining
Right of Way	\$50,000.00	\$20,302.54	\$29,697.46
Pre-Design	\$0.00	\$0.00	\$0.00
Design	\$5,320,354.00	\$5,193,511.06	\$126,842.94
Construction	\$190,693,695.00	\$114,744,177.15	\$75,949,517.85
Const Engineering	\$16,263,725.00	\$7,600,510.17	\$8,663,214.83
Environmental	\$0.00	\$0.00	\$0.00
Other	\$100,000.00	\$8,071.80	\$91,928.20
<b>Total</b>	<b>\$212,427,774.00</b>	<b>\$127,566,572.72</b>	<b>\$84,861,201.28</b>
Construction Projects = 18      Design / Other Projects = 1			

# Capital Improvement Program - Open Projects Summary

## Pay-As-You-Go And Bond Totals

Category	ILC Funding Allocation	Amount Spent	Total Remaining
Right of Way	\$46,076,533.04	\$41,518,131.09	\$4,558,401.95
Pre-Design	\$341,278.00	\$174,624.75	\$166,653.25
Design	\$52,256,647.34	\$35,232,478.40	\$17,024,168.94
Construction	\$274,911,176.71	\$172,859,327.89	\$102,051,848.82
Const Engineering	\$24,081,884.00	\$10,745,158.16	\$13,336,725.84
Environmental	\$2,756,592.64	\$2,128,359.20	\$628,233.44
Other	\$10,810,108.96	\$10,244,862.55	\$565,246.41
Total	\$411,234,220.69	\$272,902,942.04	\$138,331,278.65
Construction Projects = 39      Design / Other Projects = 63			

## Pay-As-You-Go Totals

Category	ILC Funding Allocation	Amount Spent	Total Remaining
Right of Way	\$46,026,533.04	\$41,497,828.55	\$4,528,704.49
Pre-Design	\$341,278.00	\$174,624.75	\$166,653.25
Design	\$46,936,293.34	\$30,038,967.34	\$16,897,326.00
Construction	\$84,217,481.71	\$58,115,150.74	\$26,102,330.97
Const Engineering	\$7,818,159.00	\$3,144,647.99	\$4,673,511.01
Environmental	\$2,756,592.64	\$2,128,359.20	\$628,233.44
Other	\$10,710,108.96	\$10,236,790.75	\$473,318.21
Total	\$198,806,446.69	\$145,336,369.32	\$53,470,077.37
Construction Projects = 21      Design / Other Projects = 62			

## Bond Totals

Category	ILC Funding Allocation	Amount Spent	Total Remaining
Right of Way	\$50,000.00	\$20,302.54	\$29,697.46
Pre-Design	\$0.00	\$0.00	\$0.00
Design	\$5,320,354.00	\$5,193,511.06	\$126,842.94
Construction	\$190,693,695.00	\$114,744,177.15	\$75,949,517.85
Const Engineering	\$16,263,725.00	\$7,600,510.17	\$8,663,214.83
Environmental	\$0.00	\$0.00	\$0.00
Other	\$100,000.00	\$8,071.80	\$91,928.20
Total	\$212,427,774.00	\$127,566,572.72	\$84,861,201.28
Construction Projects = 18      Design / Other Projects = 1			



# Regional Flood Control District

## Capital Improvement Projects - Cumulative Reporting

### Pay-As-You-Go Funding

#### Boulder City

<u>PROJECT</u>	<u>NAME</u>	<u>STATUS</u>	<u>TOTAL</u>
BOU01A87	Hemenway Wash	Closed	4,649,000.00
BOU01B88	Hemenway Wash Debris Basin	Closed	0.00
BOU01C10	Hemenway System, Phase II Improvements	Open	745,000.00
BOU02A88	Georgia Avenue Channel	Closed	613,590.23
BOU03A88	Buchanan Blvd. Channel	Closed	412,719.91
BOU03B98	Buchanan Watershed Facilities	Closed	420,240.41
BOU03C10	Buchanan Blvd., Phase III Improvements	Closed	344,263.01
BOU03D11	Buchanan Blvd., Phase III Improvements	Closed	0.00
BOU03E12	Buchanan Blvd., Phase III Improvements	Closed	4,689,402.24
BOU04A96	West Airport Watershed	Closed	128,138.69
BOU04B97	West Airport Watershed Construction	Closed	1,839,686.60
BOU04C01	Hemenway Wash	Closed	101,580.75
BOU05A98	North Railroad Watershed (Industrial Road Facility)	Closed	448,873.75
BOU05B00	North Railroad Watershed, Veteran Memorial Dr Culvert	Closed	129,206.79
BOU05G07	Yucca Street Drainage	Closed	71,036.09
BOU05H07	Bootleg Canyon Detention Basin Outfall	Closed	521,408.23
BOU05J10	North Railroad Conveyance	Open	530,000.00
BOU05K11	Bootleg Canyon Detention Basin, Phase II	Closed	829,854.43
BOU05L11	North Railroad Conveyance	Closed	3,503,502.20
BOU06A99	Ville Drive Flood Control Facilities	Closed	144,261.08
BOU06B01	Ville Drive Flood Control Facilities	Closed	747,314.67
			<hr/>
			<b>\$20,869,079.08</b>

#### Clark County

<u>PROJECT</u>	<u>NAME</u>	<u>STATUS</u>	<u>TOTAL</u>
CLA01A87	Upper Flamingo Wash Detention Basin & Outfall	Closed	6,932,932.63
CLA01B04	F4 Patrick Lane/Ft Apache Road Lateral	Open	482,000.00
CLA01D07	Flamingo Hacienda	Closed	4,037,385.53
CLA02A88	Rawhide Channel	Closed	69,932.30
CLA02B90	Rawhide Channel/Eastern Av Drainage Structure	Closed	155,540.00
CLA02C90	Rawhide Channel/Eastern Outfall	Closed	115,000.00
CLA02D90	Rawhide Channel/Eastern-Topaz	Closed	1,069,252.07
CLA02E91	Rawhide Channel/McLeod-Mtn Vista	Closed	166,990.74
CLA02G99	Rawhide Channel at Sagebrush Street	Closed	441,753.51
CLA03A88	Van Buskirk Channel - Predesign	Closed	118,463.30
CLA03B90	Van Buskirk Channel Outfall	Closed	3,332,227.08
CLA03C90	Van Buskirk Channel - ROW	Closed	(202,889.63)
CLA03D91	Van Buskirk System/Spencer-Rochelle	Closed	808,963.97
CLA03H93	Van Buskirk Channel / Phases IIA & VI Construction	Closed	6,112,843.32
CLA04A89	Flamingo Wash Bridge @ Eastern	Closed	61,900.00
CLA04B89	Flamingo Wash Bridge @ Arville	Closed	294,818.61
CLA04C90	Flamingo Wash Bridge @ Paradise & Palos Verde	Closed	1,711,276.60
CLA04D93	Flamingo Wash - Winnick Ave. Improvements	Closed	2,739,120.64
CLA04E99	Flamingo Wash, McLeod Dr to Maryland PKWY	Open	2,980,000.00
CLA04F99	Flamingo Wash, I-515 to McLeod Dr	Closed	1,252,537.43
CLA04G00	Flamingo Wash at Boulder Highway	Closed	860,102.20
CLA04H00	Flamingo Wash, Boulder Highway to Mojave Rd	Closed	6,284,809.40
CLA04I01	Flamingo Wash, Spencer Street Bridge & Approach Channel	Closed	2,436,743.83
CLA04M06	Flamingo - Boulder HWY N, Sahara Ave to Flamingo Wash	Closed	1,027,029.82
CLA04Q08	Flamingo Wash, Nellis Blvd to I-515	Closed	995,990.90
CLA04R08	Flamingo Wash, Desert Inn to Eastern Avenue	Closed	7,869,248.66

# Regional Flood Control District

## Capital Improvement Projects - Cumulative Reporting

### Pay-As-You-Go Funding

#### Clark County

<u>PROJECT</u>	<u>NAME</u>	<u>STATUS</u>	<u>TOTAL</u>
CLA04U10	Flamingo-Boulder Highway North, Sahara Ave to Flamingo Wash	Closed	10,933,404.28
CLA04V10	Flamingo Wash, Nellis Boulevard to I-515	Closed	11,132,175.16
CLA05A91	Duck Creek Bridges @ Tomiyasu & La Casita	Closed	814,243.47
CLA06A91	Range Wash Confluence Detention Basin Facilities	Closed	479,952.25
CLA07A92	Sloan Channel (Las Vegas Wash to Owens)	Closed	4,820,788.11
CLA07B01	Sloan Channel, Las Vegas Wash to Charleston	Closed	340,747.81
CLA08A92	Lower Duck Creek Detention Basin Predesign	Closed	807,918.53
CLA08B93	Lower Duck Creek DB ROW	Closed	5,921,794.42
CLA08C98	Lower Duck Creek Detention Basin & Outfall Channel	Closed	(11,828.26)
CLA08D01	Duck Creek, Lower Detention Basin to I-15	Closed	9,691,844.67
CLA08F03	Duck Creek, Lower Detention Basin to Silverado Ranch Blvd	Closed	3,717,281.04
CLA08H05	Duck Creek, Railroad Detention Basin	Closed	673,683.44
CLA08K07	Duck Creek Channel, Silverado Ranch Blvd to Las Vegas Blvd	Closed	8,698,135.53
CLA08M08	Duck Creek, Railroad Detention Basin	Closed	13,302,732.94
CLA08Q13	Duck Creek at Dean Martin	Open	480,000.00
CLA08R13	Duck Creek, Las Vegas Boulevard	Open	485,000.00
CLA08S13	Silverado Ranch Detention Basin	Open	270,000.00
CLA09A97	Durango Collector (Hacienda to Twain)	Closed	366,253.18
CLA09B99	Durango Collector (Twain to Hacienda)	Closed	100,005.00
CLA09C06	Durango Collector (Twain to Hacienda)	Closed	1,126.53
CLA10A97	Tropicana Wash (Paradise Road to Koval Lane)	Closed	228,665.56
CLA10D07	Tropicana Wash at Swenson Street	Open	1,209,000.00
CLA10F10	Flamingo Wash, Industrial Road to Hotel Rio Drive	Open	46,000.00
CLA10G12	Tropicana Wash at Swenson Street	Closed	7,083,798.07
CLA10H13	Airport Channel - Naples	Open	600,000.00
CLA12A97	Desert Inn Detention Basin & Collection System	Closed	346,843.68
CLA12B98	Desert Inn Detention Basin & Collection System/DI Lateral	Closed	43,197.00
CLA12C99	Desert Inn Detention Basin & Collection System	Closed	689.01
CLA13A97	Lakes Detention Basin, Collection System, & Outfall	Closed	531,803.87
CLA13B98	Lakes Detention Basin Collection System & Outfall	Closed	788,631.74
CLA13C98	Lakes DB Collection System	Closed	783,619.03
CLA14A97	Duck Creek (Hollywood to Stephanie Street)	Closed	138,962.97
CLA14B99	Duck Creek Channel (Hollywood Blvd to Stephaine St)--ROWA	Closed	375,552.00
CLA14C99	Duck Creek, Sunset Road to Eastern Ave	Closed	560,650.99
CLA14D99	Duck Creek, Hollywood Blvd to Stephanie Street	Closed	1,651,449.79
CLA14E99	Duck Creek, Stephanie St to Green Valley PKWY	Closed	321,054.87
CLA14F00	Duck Creek, Emerald Avenue to Stephanie St	Closed	5,987,176.80
CLA14G00	Duck Creek at Robindale Road	Closed	1,066,974.02
CLA14H00	Duck Creek, Tomiyasu Lane to Topaz St	Closed	3,548,160.77
CLA14I02	Duck Creek, US 95 Branch	Closed	1,107,637.45
CLA14L02	Duck Creek, Phase II and Lower Pittman	Closed	13,651,024.74
CLA14R04	Duck Creek, Mountain Vista Street to Green Valley PKWY	Closed	707,824.31
CLA14S07	Duck Creek, Eldorado Lane to Spencer Street	Closed	6,139,169.42
CLA14U09	Duck Creek, Robindale to I-215	Closed	23,516.83
CLA14V10	Duck Creek, Mtn. Vista to Green Valley Parkway	Closed	8,976,052.51
CLA15B99	Colorado Avenue Storm Drain System	Closed	(41,517.92)
CLA15C09	Las Vegas Wash, Sloan Lane to Stewart Ave	Closed	193,555.23
CLA15D12	LVW Sloan-Bonanza, Flam W below Nellis	Open	5,622,000.00
CLA16A98	Upr Duck Ck, Ctrl Duck Ck, Lwr Blue Diamond & Bird Sp/ROW	Closed	2,226,784.41
CLA16B00	Upr Duck, Ctrl Duck, Lower Blue Dia, & Bird Springs DB	Closed	1,363,624.69
CLA16F04	Lower Blue Diamond Detention Basin Collector Channel	Closed	8,060,995.11

# Regional Flood Control District

## Capital Improvement Projects - Cumulative Reporting

### Pay-As-You-Go Funding

#### Clark County

<u>PROJECT</u>	<u>NAME</u>	<u>STATUS</u>	<u>TOTAL</u>
CLA16G05	Blue Diamond Wash Wigwam, UPRR to Jones Boulevard	Closed	535,000.00
CLA16H06	Blue Dia Wash S Rainbow, Pebble - Raven & Wigwam - Ford	Closed	2,444,155.20
CLA16I07	Lower Blue Diamond Detention Basin Outfall	Closed	1,694,368.59
CLA16J07	Blue Diamond Wash Wigwam, Jones Blvd to Rainbow	Closed	357,603.89
CLA16K07	Upper Duck Creek Detention Basin	Closed	3,000,000.00
CLA17E04	Blue Diamond Channel, Rainbow Branch	Closed	1,495,409.16
CLA19A99	Red Rock Channel, Naples Branch	Closed	1,333,173.93
CLA19C02	Red Rock Channel, Naples Branch - Flamingo Connector	Closed	674,561.31
CLA20A99	Washington Collection System	Closed	69,701.68
CLA20B00	Washington Collection System	Closed	680,964.62
CLA21A00	Orchard Detention Basin	Open	1,299,700.00
CLA21B12	Orchard Detention Basin	Open	5,650,000.00
CLA22A00	Flamingo Diversion - Jones Branch	Closed	100,001.71
CLA22B03	Flamingo Diversion - Jones Branch	Closed	1,100,000.00
CLA26C08	Flam Div - South Buffalo Branch, Flamingo Wash to Patrick Lane	Closed	776,336.79
CLA27C08	Flamingo Diversion - Rainbow Branch	Open	1,030,000.00
CLA35A11	Tropicana Avenue Conveyance, LVW to Mtn. Vista	Closed	249,789.19
CLD02A11	Annie Oakley Drive at Rawhide Channel Storm Drain	Closed	84,203.00
CLD04A08	Twain at Pecos-McLeod Storm Drain	Closed	442,521.57
CLD07A07	Sunrise Area Storm Drain	Closed	914,982.31
CLD07B08	Carey Avenue Storm Drain	Closed	1,351,525.62
CLD07C10	Sunrise Ave. Storm Drain, Fogg St. to Clayton St.	Closed	154,935.40
CLD07D12	Toiyabe Street Storm Drain	Closed	0.00
CLD14A10	Tunis Ave and Karvel Street Storm Drain	Closed	189,391.53
CLD15A09	Olive Street Storm Drain, US-95 to Palm Street	Closed	800,286.13
CLD17A09	Las Vegas Blvd/Serene Ave Storm Drain	Closed	133,338.79
CLD20A12	Washington/Hollywood Storm Drain	Open	276,062.20
CLD98A06	Hickam Avenue Storm Drain	Closed	465,091.07
CLD99A05	Red Coach Ave/Cimarron Rd Improvements	Closed	388,200.00
			<b>\$226,213,431.65</b>

#### Clark County Outlying

<u>PROJECT</u>	<u>NAME</u>	<u>STATUS</u>	<u>TOTAL</u>
BUN01A90	Bunkerville Channel (aka Windmill Channel)	Closed	817,795.45
BUN01B98	Bunkerville Flood Control Improvements	Closed	5,734,536.80
BUN01C05	Windmill Wash Outfall	Closed	2,839,135.00
BUN01D11	Windmill Wash Detention Basin Expansion	Open	880,000.00
GSP01A88	Goodsprings Flood Control Improvements	Closed	72,275.84
GSP01B10	Goodsprings - Phase I	Open	53,400.00
IND01A98	Indian Springs Flood Control Improvements	Closed	579,193.24
LAU01A89	Unnamed Wash, Laughlin	Closed	349,995.99
LAU02A89	Hiko Springs, Laughlin	Closed	369,974.40
LAU02B92	Hiko Springs, Laughlin, Remap	Closed	8,000.00
LAU03A96	Hiko Springs Outfall Channel	Closed	7,771,291.25
LAU04A08	SR 163 at Casino Drive	Open	473,500.00
MOA01A89	Cooper Ave. Crossing - Moapa Valley	Closed	185,000.00
MOA01B89	Muddy River West Levee, Moapa Valley	Open	13,501,000.00
MOA01C06	Muddy River, Gubler Avenue Bridge	Closed	745,638.67
MOA01D07	Muddy River, Gubler Avenue Bridge	Closed	5,319,472.98
MOA01E08	Muddy River & Trib - Cooper Ave to Yamashita St	Closed	966,120.32
MOA01F10	Muddy River Logandale Levee	Open	1,753,000.00

# Regional Flood Control District

## Capital Improvement Projects - Cumulative Reporting

### Pay-As-You-Go Funding

#### Clark County Outlying

<u>PROJECT</u>	<u>NAME</u>	<u>STATUS</u>	<u>TOTAL</u>
MOA01G11	Muddy River, Cooper Street Bridge	Closed	15,793,908.74
MOA01H15	Muddy River Logandale Levee	Open	5,550,000.00
MOA02A89	Logan Wash (aka Benson), Moapa Valley	Closed	235,040.74
MOA02B92	Logan Wash Construction	Closed	3,510,528.60
MOA03A11	Fairgrounds Detention Basin	Open	964,000.00
NEL01A88	Nelson Flood Control Improvements	Closed	2,961.95
SEA01A88	Searchlight Flood Control Improvements	Closed	861,099.97
SEA01B99	Searchlight Flood Control Improvements	Closed	5,500.00
SEA02A07	Searchlight - West, US-95	Closed	162,000.00
SEA03A09	Searchlight - South, Encinitas St Storm Drain	Open	138,000.00
			<b>\$69,642,369.94</b>

#### COE/Clark County

<u>PROJECT</u>	<u>NAME</u>	<u>STATUS</u>	<u>TOTAL</u>
COEESCRO	COE Escrow Account	Closed	15,126,215.56
COEG194	COE General Project Information	Closed	97,744.28
COEG294	Tropicana & Flamingo Washes	Open	36,259,348.00
COETF	TROPFLAM-Haz Mat	Closed	280,550.00
			<b>\$51,763,857.84</b>

#### Henderson

<u>PROJECT</u>	<u>NAME</u>	<u>STATUS</u>	<u>TOTAL</u>
HEN01A87	Pittman Wash Channel Design (Phases I, II, III)	Closed	533,554.14
HEN01B87	Warm Springs & Stephanie Street Bridges	Closed	1,660,108.81
HEN01C90	Pittman Wash Channel - Phase I Construction	Closed	2,744,110.10
HEN01F00	Pittman Wash Lower Reach	Closed	324,343.79
HEN01H09	Pittman Wash, Duck Creek at I-515	Open	402,705.00
HEN01I14	Pittman Wash, Duck Creek at I-515	Open	2,489,875.00
HEN02A89	Green Valley Parkway Bridge	Closed	1,128,513.78
HEN03A91	UPRR Channel	Closed	117,073.57
HEN04A91	C-1 Predesign / Mission Hills Design	Closed	1,009,074.06
HEN04B93	C-1 Channel / Lake Mead Dr. to Burkholder Design	Closed	173,333.98
HEN04E96	Mission Hills Western Interceptor Diversion	Closed	2,636,599.02
HEN04F97	Black Mountain Detention Basin	Closed	275,048.92
HEN04I98	C-1 Channel (Culvert) at Lake Mead	Closed	907,210.00
HEN04K99	Upper and Middle Reaches of the C-1 Channel	Closed	521,871.29
HEN04O09	C-1, Four Kids Wash - Lake Mead to Eagle Rock	Closed	22,905.46
HEN04P09	Racetrack Channel, Drake to Burkholder	Open	247,099.00
HEN04Q15	Racetrack Channel, Drake to Burkholder	Open	1,037,650.00
HEN05A92	Sunset D B, Collection Sys, & Outfall (Pioneer DB)	Closed	3,749,294.23
HEN05C01	Pioneer Detention Basin	Closed	4,323,566.57
HEN05D09	Pioneer Detention Basin Expansion and Inflow	Closed	325,840.81
HEN05E09	Pittman, Horizon Ridge Detention Basin	Open	727,285.00
HEN06A93	Equestrian Drive Detention Basin	Closed	388,624.49
HEN06B95	Equestrian Detention Basin	Closed	6,128,895.08
HEN06C02	Equestrian Detention Basin Outfall	Closed	681,288.27
HEN06D05	C-1 Equestrian Tributary	Closed	227,591.57
HEN06F08	C-1 Equestrian Tributary	Open	2,743,039.51
HEN06G08	Equestrian Detention Basin Outfall - Heritage Channel	Closed	4,200,444.03
HEN06H09	Equestrian Detention Basin Expansion	Open	346,797.00

# Regional Flood Control District Capital Improvement Projects - Cumulative Reporting Pay-As-You-Go Funding

## Henderson

<u>PROJECT</u>	<u>NAME</u>	<u>STATUS</u>	<u>TOTAL</u>
HEN06IO9	Equestrian Tributary Phase II	Open	484,910.00
HEN07A96	Pittman Park Detention Basin	Closed	1,546,249.59
HEN07B09	Pittman Wash, UPRR to Santiago	Open	874,157.00
HEN07D09	Whitney Wash Channel	Open	291,955.00
HEN07E11	Pittman Wash, UPRR to Santiago	Open	9,575,061.00
HEN08A96	Railroad East Detention Basin	Closed	6,416,341.47
HEN08B08	Pittman Railroad East Conveyance	Closed	444,380.89
HEN08C08	Pittman Railroad East Conveyance	Closed	8,518,517.91
HEN09A99	Pittman East Detention Basin (collapse with HEN09A97)	Closed	119,918.19
HEN09B00	Pittman Eastern Detention Basin	Closed	6,099,436.41
HEN09D09	Pittman Seven Hills Park Channel	Closed	0.00
HEN10B99	South Pittman Detention Basin	Closed	3,202,101.72
HEN12A99	Gibson Channel at Sunset Road	Closed	40,125.00
HEN12B01	Gibson Channel Culvert at Sunset Road	Closed	364,211.76
HEN12C02	Gibson Conveyance System	Closed	237,718.78
HEN12F05	Pittman Gibson, Warm Springs Road to Kelso Dunes Avenue	Closed	10,000.00
HEN12GO6	Pittman Wash - Burns	Closed	4,251,084.08
HEN12H09	Pittman Burns, Sunset to Galleria	Closed	770,231.86
HEN12I09	Pittman, West Horizon - Palm Hills	Open	275,078.00
HEN13A00	Boulder Highway Channel	Closed	360,070.00
HEN14A00	Pittman Pecos West Conveyance & Eastern Ave Tributary	Closed	2,355,800.39
HEN14B06	Pittman Pecos West Conveyance & Eastern Ave Tributary	Closed	6,787,948.72
HEN15A00	Pittman Wash Railroad Channel	Closed	568,801.51
HEN16A01	Pittman North Detention Basin & Outfall	Open	1,974,074.00
HEN16D15	Pittman North Detention Basin and Outfall, Phase 1	Open	4,342,105.00
HEN16E15	Pittman North DB & Outfall, Phase II - Starr Avenue	Open	1,535,300.00
HEN19B06	Northeast Detention Basin Outfall	Closed	337,852.88
HEN19C07	Northeast Detention Basin, Levee and Outfall	Closed	13,366,601.89
HEN21A05	Pittman Railroad, MacDonald Ranch Channel	Closed	253,025.49
HEN21B08	Pittman Railroad, MacDonald Ranch Channel	Closed	2,025,749.22
HEN22A09	Anthem Pkwy Channel, Horizon Ridge to Sienna Heights	Open	179,474.00
HEN23A09	Center Street Storm Drain	Open	534,755.00
HEN24A11	Duck Creek, Sunset to Sandhill	Open	590,746.00
HEN24B13	Duck Creek, Sunset to Sandhill	Open	4,155,751.00
HLD06A15	Appaloosa Storm Drain	Open	572,605.00
HLD15A06	Blackridge Road Storm Drain System	Closed	529,071.04
			<b>\$124,064,952.28</b>

## Las Vegas

<u>PROJECT</u>	<u>NAME</u>	<u>STATUS</u>	<u>TOTAL</u>
LAS01A87	Angel Park Detention Basin Outflow Structure	Closed	397,978.73
LAS01B95	Angel Park Detention Basin Expansion	Closed	1,356,534.40
LAS01D09	Angel Park North - Detention Basin	Closed	597,382.00
LAS02A87	Buffalo Channel	Closed	4,167,183.73
LAS02B91	Buffalo Channel/Summerlin PKWY - Vegas Drive	Closed	126,491.20
LAS02C91	Buffalo Channel/Westcliff-Summerlin Pkwy	Closed	471,594.88
LAS02D92	Buffalo Channel/Doe Av.-Westcliff Dr	Closed	84,175.72
LAS02F93	Buffalo Channel / Doe-Westcliff	Closed	1,685,430.55
LAS03A89	Gowan Rd Detention System	Closed	195,685.16
LAS03B89	Gowan Detention Basin & Outfall	Closed	4,813,519.80
LAS03D98	Gowan South Detention Basin Expansion	Closed	126,398.42

# Regional Flood Control District

## Capital Improvement Projects - Cumulative Reporting

### Pay-As-You-Go Funding

#### Las Vegas

<u>PROJECT</u>	<u>NAME</u>	<u>STATUS</u>	<u>TOTAL</u>
LAS03E00	Gowan South DB Expansion	Closed	2,609,639.23
LAS04A87	Oakey Boulevard System	Closed	111,106.72
LAS04B90	Oakey Bl System	Closed	631,418.63
LAS04C91	Oakey Bl System/Decatur Bl Crossing	Closed	35,000.00
LAS04E94	Oakey Conveyance Phase II	Closed	1,083,848.86
LAS05A87	Meadows Detention Basin	Closed	120,000.00
LAS05B87	Meadows Detention Basin	Closed	3,432,123.00
LAS05C00	Meadows Detention Basin Expansion (Resol 00-2)	Closed	150,000.00
LAS05D01	Meadows Detention Basin Expansion (Resol 01-3)	Closed	3,422,258.00
LAS05H08	Alta Parallel System	Closed	8,165,350.58
LAS05I08	Oakey-Meadows Storm Drain, Phase I	Closed	12,686,286.59
LAS05J10	Oakey Meadows Storm Drain-Phase II	Closed	9,822,984.14
LAS06A87	Major Conveyance System West of I-15	Closed	229,005.59
LAS06B87	Major Conveyance System East of I-15	Closed	29,022.50
LAS06C93	Freeway Channel/Sahara - Ivanhoe	Closed	670,067.29
LAS07A89	Durango Storm Drain	Closed	596,059.22
LAS08A89	Carey Ave./Lake Mead Detention & Conveyance System	Closed	6,148,651.98
LAS09A89	Washington Ave. System	Closed	313,726.91
LAS09B91	Washington Ave. System/Sandhill-Bruce	Closed	497,000.00
LAS09D92	Washington Ave./Sandhill-Virgil	Closed	1,594,925.69
LAS09F93	Washington/Sagman-LV Creek Right-of-Way	Closed	245,428.78
LAS09G94	Washington Ave. / Lena-Eastern (LOMR)	Closed	4,643,824.92
LAS09H94	Upper Washington Channel & Freeway Channel	Closed	1,206,684.74
LAS09I96	Washington/Eastern-Sagman	Closed	3,078,027.28
LAS09J97	Freeway Channel System - Alta Drive to UPRR	Closed	13,839,202.95
LAS09K97	Upper Washington Avenue - Sagman to Bonanza	Closed	4,421,963.25
LAS09L98	Freeway Channel - Alta Dr to Sahara Avenue	Closed	2,778,531.48
LAS09M98	Freeway Channel North/ Washington Avenue - Vegas Drive	Closed	257,916.45
LAS09O99	Freeway Channel - Alta Dr to Sahara Ave & Bypass Facility	Closed	(5,613.65)
LAS09P00	Freeway Channel - Alta to Sahara & Bypass Facilities (CM)	Closed	2,280,263.22
LAS09R01	Las Vegas Creek Channel - Parallel System at Decatur Blvd (Resol 01-4)	Closed	247,000.00
LAS09U05	Las Vegas Creek Channel - Parallel System	Closed	5,628,281.00
LAS09V05	Oakey Drain, Birch Street to Cahlan Drive	Closed	851,548.86
LAS09W08	Oakey Drain, Birch Street to Cahlan Drive	Closed	6,500,607.90
LAS09Y09	Oakey Drain - Cahlan Dr to Barnard Dr	Closed	370,483.19
LAS10A91	Gowan North Channel	Closed	110,000.00
LAS10B93	CAM-10 & Lone Mtn. Detention Basins Predesign	Closed	212,800.00
LAS10C94	Lone Mtn. Detention Basin	Closed	905,972.72
LAS10D95	Gowan North Channel - Gowan North Detention Basin	Closed	904,292.71
LAS10E97	Gowan North Channel - Gowan Detention Basin to Buffalo	Closed	3,150,210.59
LAS10F97	Gowan Outfall Lone Mtn Branch - Ferrell St to Kenny Way	Closed	111,327.87
LAS10H98	Gowan North Buffalo Branch (Chnl) - Atwood to Lone Mtn Rd	Closed	285,859.78
LAS10J98	Gowan North Chnl-Alexander Dr to Lone Mtn Rd & LM Outfall	Closed	651,405.16
LAS10K99	CAM 10 Detention Basin (aka Ann Road DB)	Closed	682,577.04
LAS10L99	Gowan North-Buffalo Branch	Closed	162,106.81
LAS10M00	Gowan North - Buffalo Branch (Gowan Road & Buckskin Ave)	Closed	608,179.39
LAS10N00	Gowan Outfall, Lone Mountain Branch (Allen Lane-Ferrell)	Closed	1,545,053.54
LAS10P00	Gowan/Lone Mountain System - Gilmore Channel (CM)	Closed	8,492.19
LAS10Q01	Gowan/Lone Mountain System - Gilmore Channel (Developer Participati	Closed	1,383,723.00
LAS10R00	Gowan North - Buffalo Branch (Cheyenne Avenue to Lone Mtn Road)	Closed	2,462,085.23
LAS10Y05	Gowan Lone Mountain System - Cliff Shadows Park	Closed	1,549,850.67

# Regional Flood Control District

## Capital Improvement Projects - Cumulative Reporting

### Pay-As-You-Go Funding

#### Las Vegas

<u>PROJECT</u>	<u>NAME</u>	<u>STATUS</u>	<u>TOTAL</u>
LAS11A92	Rampart Storm Drain (Angel Park-Peccole 1)	Closed	44,809.03
LAS11B93	Rampart Storm Drain Construction	Closed	185,842.34
LAS12A92	Alta Storm Drain (Meadows V)	Closed	851,465.76
LAS13A92	Cheyenne Channel / Buffalo - Gowan Design	Closed	86,475.85
LAS13B94	Cheyenne Channel Crossings Developer Participation	Closed	709,000.00
LAS13C93	Cheyenne Channel / Buffalo - Gowan	Closed	1,107,787.47
LAS14A95	Washington Avenue - I-15 to Martin Luther King	Closed	74,429.00
LAS14B00	Washington Avenue & Freeway Channel North	Closed	4,887,278.94
LAS14C11	Freeway Channel-Washington, MLK to Rancho Drive	Open	998,510.00
LAS15A95	Oakey Storm Drain - I-15 to Decatur Blvd	Closed	391,238.42
LAS16A98	Ann Road Channel West/ Allen Lane - Rancho Drive	Closed	657,583.31
LAS16B99	Rancho Road System/Centennial PKWY to Rancho DB	Closed	1,198,151.00
LAS16C99	Rancho Road System/Centennial PKWY to Rancho DB	Closed	17,697.53
LAS16G07	Rancho Detention Basin, Phase II	Closed	3,953,168.82
LAS16H07	Rancho Drive System - El Campo Grande Storm Drain	Closed	4,634,244.76
LAS16I09	Ann Rd Channel West - Rainbow Blvd	Closed	475,475.33
LAS16J09	Rancho System - Beltway to Elkhorn	Open	962,076.00
LAS16L11	Rancho Road System - Elkhorn, Ft Apache to Grand Canyon	Open	400,000.00
LAS16M12	Ann Road Channel West - Rainbow Boulevard	Closed	3,474,459.19
LAS16N13	Rancho System - Beltway to Elkhorn Road	Open	9,535,541.00
LAS16O13	Rancho Rd System-Elkhorn, Fort Apache to Grand Canyon	Open	2,358,400.00
LAS16P15	Rancho Road System - Elkhorn, Grand Canyon to Hualapai	Open	269,752.00
LAS17A98	Las Vegas Wash/ Rancho Drive System (Peak Dr - Lake Mead)	Closed	419,095.42
LAS17D02	Las Vegas Wash - Rancho Drive System (Carey/Lake Mead DB to Peak I	Closed	6,273,291.56
LAS17F07	Peak Drive System (Jones Blvd to Michael Way)	Closed	4,501,941.03
LAS18A98	Las Vegas Wsh/Smoke Ranch Sys: Peak Dr/Torrey Pines-Jones	Closed	147,617.92
LAS18B00	Las Vegas Wash - Smoke Ranch System (Peak Drive: Torrey Pines - Jone	Closed	1,782,103.78
LAS19A99	Owens Avenue System: Rancho Drive to I-15	Closed	292,162.08
LAS19B01	Owens Avenue System (Rancho Drive to I-15)	Closed	4,430,278.94
LAS19D11	Vegas Dr Storm Drain - Rancho to Shadow Mountain	Closed	10,997,022.53
LAS20A00	Rancho Rd System: Durango to US-95 Interchange	Closed	448,364.70
LAS22B05	Las Vegas Wash - Jones Blvd, Elkhorn Rd to Farm Rd	Closed	92,244.72
LAS22C06	Las Vegas Wash - Elkhorn (Rainbow Blvd to Torrey Pines Drive)	Closed	274,272.89
LAS22D06	N & S Environ Enhancement Areas - Floyd Lamb Park	Closed	2,252,837.16
LAS22E06	Las Vegas Wash - Decatur Blvd (Centennial PKWY to Farm Road)	Closed	2,454,915.36
LAS22F07	Las Vegas Wash - Rainbow (Elkhorn Road to Grand Teton Drive)	Closed	951,355.17
LAS22G07	Elkhorn Springs and Buffalo Storm Drain	Closed	280,782.51
LAS22H07	Las Vegas Wash - Elkhorn Rd, Rainbow Blvd to Torrey Pines Dr	Closed	6,561,592.06
LAS22I08	Las Vegas Wash - Decatur Blvd (Elkhorn Rd to Farm Rd)	Closed	2,950,783.84
LAS22J08	Las Vegas Wash - Jones Blvd, Elkhorn to Farm	Closed	1,683,390.48
LAS22K08	LVW - Grand Teton, Mountain Spa to DurangoDrive	Open	869,721.98
LAS22L08	LVW - Grand Teton, Buffalo Drive to Durango Drive	Closed	172,513.02
LAS22R12	LVW-Grand Teton, Mountain Spa to Durango Drive	Open	13,308,300.00
LAS22S13	Brent Drainage System-Floyd Lamb Park to Durango Drive	Open	533,365.00
LAS22T15	Brent Drainage System - Floyd Lamb Park to Durango Drive	Open	3,750,700.00
LAS23C08	Horse Drive Interchange	Closed	5,392,419.91
LAS23D13	Centennial Parkway Channel West - US95 Crossing	Closed	1,411,812.73
LAS23E13	Centennial Pkwy Channel West-CC 215, Pioneer Way to US95	Open	1,070,687.00
LAS23F14	Centennial Parkway Channel West-CC215, Pioneer Way to US95	Open	13,900,000.00
LAS23G15	Centennial Parkway Channel West-US95, CC215 to Durango	Open	1,261,471.00
LAS23H15	Centennial Parkway Channel West-US95, Durango to Grand Teton	Open	985,231.00



# Regional Flood Control District

## Capital Improvement Projects - Cumulative Reporting

### Pay-As-You-Go Funding

#### Las Vegas

<u>PROJECT</u>	<u>NAME</u>	<u>STATUS</u>	<u>TOTAL</u>
LAS24B06	Gowan North Channel - El Capitan Way to the Western Beltway	Closed	7,636,880.18
LAS24D06	Gowan Lone Mountain System - Branch 4	Closed	2,824,592.10
LAS24E07	Gowan Outfall - Lone Mountain Branch (Rancho Drive to Decatur Boule	Open	1,614,000.00
LAS24H13	Gowan North-Buffalo Branch,Lone Mtn to Washburn Rd	Open	992,000.00
LAS24I15	Gowan Box Canyon - Lone Mountain Road	Open	704,000.00
LAS24J15	Gowan North - El Capitan Branch, Lone Mountain to Ann Road	Open	785,478.00
LAS25B13	Cedar Avenue Channel Improvements	Open	831,489.00
LAS26A07	Grand Teton Overpass - Storm Drain	Closed	612,614.83
LAS26B08	Grand Teton Overpass - Storm Drain	Closed	1,936,755.45
LAS26C13	Grand Teton - Hualapai to Tee Pee	Closed	401,560.15
LAS27A09	Boulder HWY Sahara Ave - Mojave Rd to Boulder HWY	Closed	411,967.68
LAS28B11	Oakey Drain - Cahlan to Barnard	Closed	5,372,969.90
LAS28C12	Las Vegas Wash - Sloan Channel to Cedar Avenue	Open	110,000.00
LAS29A10	Flamingo Wash, Boulder Highway North-Main Street	Closed	346,572.69
LAS29B15	Flamingo-Boulder HWY N-Boulder HWY Sahara to Charleston	Open	1,226,003.00
LAS30A13	Gowan-Alexander Rd., Rancho Drive to Decatur Boulevard	Open	711,938.00
LLD04A03	Holmby Channel	Closed	621,698.68
LLD04B07	Oakey Boulevard & Tenaya Way Storm Drain	Closed	574,017.45
LLD05A08	Jones Blvd - Alta to Borden Storm Drain	Closed	716,389.74
LLD08A11	Lexington Street Storm Drain	Open	1,000,000.00
LLD09A04	Bruce Street Storm Drain	Closed	431,221.89
LLD10A05	Jay Avenue Improvements	Closed	548,443.62
LLD10B13	Buckskin Avenue Storm Drain	Open	857,646.00
LLD12A04	Brush Street Storm Drain	Closed	411,351.53
LLD13A02	Crystal Water Way, Lake South Dr to Desert Inn Rd	Closed	227,132.20
LLD18A02	Peak Drive, Rainbow Blvd to Torrey Pines Dr	Closed	371,781.85
LLD99A09	Gilmore Ave - Decatur Blvd to Thom Blvd Storm Drain	Closed	410,867.01
			<b>\$286,861,967.08</b>

#### Mesquite

<u>PROJECT</u>	<u>NAME</u>	<u>STATUS</u>	<u>TOTAL</u>
MES01A88	Town Wash Detention Basin (Right-of-Way)	Closed	9,600.50
MES01B89	Town Wash Detention Basin (Design & Construction)	Closed	660,000.00
MES01C02	Town Wash Conveyance, I-15 to Virgin River	Closed	977,665.86
MES02A00	Abbott Wash Channel, I-15 to Virgin River	Closed	632,380.00
MES04A15	Virgin River Flood Wall	Open	517,000.00
			<b>\$2,796,646.36</b>

#### North Las Vegas

<u>PROJECT</u>	<u>NAME</u>	<u>STATUS</u>	<u>TOTAL</u>
NLD14A15	Oak Island Drive Storm Drain	Open	497,750.00
NLV01A87	Las Vegas Wash/I-15 to Pecos (Facility Study)	Closed	304,000.00
NLV01B87	Las Vegas Wash/Craig-Civic Center (King Charles)	Closed	2,415,411.73
NLV01C00	Upper Las Vegas Wash	Closed	2,590,459.93
NLV01E07	Tropical Parkway Channel East	Closed	1,161,535.61
NLV01G11	Ann Road Channel East, ULVW to Fifth Street	Open	1,063,556.00
NLV01H13	Las Vegas Wash - "N" Channel, Cheyenne to Gowan	Open	317,990.00
NLV01J15	Las Vegas Wash - "N" Channel, Cheyenne to Gowan	Open	3,158,000.00
NLV02A87	W. Trib Las Vegas Wash/Craig -Alexander	Closed	1,268,170.85
NLV02B88	W. Trib Las Vegas Wash/Craig Ranch Golf Course-Craig	Closed	1,057,430.33



# Regional Flood Control District

## Capital Improvement Projects - Cumulative Reporting

### Pay-As-You-Go Funding

#### North Las Vegas

<u>PROJECT</u>	<u>NAME</u>	<u>STATUS</u>	<u>TOTAL</u>
NLV03A88	West Range Wash Detention Basin (Facility Study)	Closed	273,068.12
NLV03B88	East Range Wash Detention Basin (Facility Study)	Closed	30,000.00
NLV03C91	West Range Wash Diversion Dike	Closed	339,338.71
NLV03E13	Hollywood System, Dunes South DB to Centennial Parkway	Open	2,706,972.00
NLV04A89	Gowan Outfall Structure	Closed	13,373,572.56
NLV04B00	Gowan Outfall, Craig to Channel	Closed	301,821.67
NLV04C01	Gowan Outfall, Craig to Channel	Closed	1,566,299.84
NLV04F07	Simmons Street Drainage Improvements - Carey to Craig	Open	2,323,263.00
NLV04G07	Gowan Outfall - Lone Mountain Branch, Decatur Blvd to Channel	Closed	15,057,798.44
NLV04I11	Simmons Street - Phase II, Carey to Cheyenne	Closed	5,464,819.43
NLV05A89	Upper Las Vegas Wash Detention Basin	Closed	1,342,892.36
NLV06A91	Kyle Detention Basin	Closed	601,126.71
NLV06B93	Kyle Detention Basin	Closed	8,452,713.96
NLV07A92	Camino Al Norte Culvert	Closed	86,191.00
NLV08A94	Lower Las Vegas Wash Detention Basin	Closed	2,650,037.50
NLV08B97	Lower Las Vegas Wash Detention Basin Construction	Closed	3,316,222.35
NLV09A94	Range Wash Chnl W Trib/Confl DB-LV Blvd. + Vandenberg DB	Closed	2,299,092.06
NLV09C03	Range Wash - Lamb Blvd Storm Drain	Closed	337,143.54
NLV09D07	Range Wash - Lamb Blvd Storm Drain	Closed	5,733,340.83
NLV09E11	Vandenberg North Detention Basin & Outfall	Open	1,268,000.00
NLV09F13	Beltway Detention Basin and Channel	Closed	0.00
NLV09G13	Centennial Collector	Open	556,143.00
NLV09I13	Beltway Detention Basin and Channel	Open	1,034,000.00
NLV10A97	A - Channel/Lake Mead Blvd. - Alexander Road	Closed	1,822,067.69
NLV10B99	Cheyenne Peaking Basin	Closed	3,445,309.49
NLV10F02	Las Vegas Wash Main Branch, Cheyenne Avenue to Lake Mead Boulevard	Closed	353,900.87
NLV10H07	Las Vegas Wash - Lake Mead Blvd to Las Vegas Blvd	Closed	2,069,215.34
NLV10I09	Las Vegas Wash - Las Vegas Blvd to Cheyenne Ave	Closed	697,124.80
NLV10K11	LVW - LV Blvd to Cheyenne Avenue	Closed	6,382,656.86
NLV11A97	W. Trib Las Vegas Wash (Camino Al Norte to Ann Rd)	Closed	1,494,634.14
NLV11B97	W. Trib Las Vegas Wash, Ph II (Ann Rd to Centennial PKWY)	Closed	2,154,439.86
NLV12A97	Clayton Channel- WTLVW >Centennial PKWY> Allen Ln	Closed	40,408.90
NLV13A98	Tributary to the Western Tributary @ Craig Rd	Closed	801,419.92
NLV13B02	Tributary to the Western Tributary at Craig Road	Closed	5,443,730.21
NLV14A00	Tributary to the Western Tributary @ Alexander Rd	Closed	735,930.14
NLV15A00	Las Vegas Wash - Losee Project	Closed	87,613.81
NLV16A00	Simmons Street Channel	Closed	1,013,785.70
NLV17A00	Centennial Parkway Channel East	Open	3,254,100.00
NLV17B08	Centennial Parkway Channel East	Closed	19,334,832.52
NLV18A07	Colton Channel	Open	1,214,634.00
NLV18B07	Brooks Channel	Open	677,749.00
NLV18C07	Freeway Channel - Owens Avenue to Miller Avenue	Closed	1,528,308.05
NLV18D09	Freeway Channel - Owens Ave to Miller Ave, Phase I	Closed	4,389,989.00
NLV18E11	Freeway Channel - Owens Ave to Miller Avenue - Phase II	Closed	6,441,348.71
NLV18F13	Central Freeway Channel At Cheyenne	Open	772,549.00
NLV18H14	Brooks Channel	Open	5,751,000.00

**\$152,854,909.54**

**Grand Total**

**\$935,067,213.77**

# Regional Flood Control District Capital Improvement Projects - Cumulative Reporting Bond Funding

## Boulder City

<u>PROJECT</u>	<u>NAME</u>	<u>STATUS</u>	<u>TOTAL</u>
BOU01A87	Hemenway Wash	Closed	867,000.00
BOU04D02	West Airport Facilities	Closed	568,602.56
BOU04E03	Valley View, Red Mountain and DD Facilities	Closed	76,468.23
BOU04F05	Valley View and DD Facilities	Closed	632,017.12
BOU05D04	Veterans Memorial Detention Basin	Closed	3,236,343.92
BOU05E04	Yucca Debris Basin, Collection & Outfall	Closed	69,028.25
BOU05F04	Bootleg Canyon Facilities	Closed	365,646.88
BOU05I10	Yucca Debris Basin, Collection and Outfall	Closed	1,189,960.47
			<u>\$7,005,067.43</u>

## Clark County

<u>PROJECT</u>	<u>NAME</u>	<u>STATUS</u>	<u>TOTAL</u>
CLA02F92	Rawhide Channel Improv/McLeod-Mtn Vista	Closed	2,678,784.24
CLA03E92	Van Buskirk Channel/ Phase III Construction	Closed	884,145.27
CLA03F92	Van Buskirk Channel/Phase V/Harmon-Harrison & Tropicana	Closed	1,318,316.18
CLA03G92	Van Buskirk Channel / Phase IV	Closed	949,302.79
CLA03H93	Van Buskirk Channel / Phases IIA & VI Construction	Closed	7,076,269.80
CLA04J03	Flamingo Wash, Algonquin Dr to Maryland Parkway	Closed	3,708,620.21
CLA04K03	Flamingo Wash, I-515 to Boulder Highway	Closed	4,358,838.58
CLA04L03	Lower Flamingo Detention Basin	Closed	1,078,896.68
CLA04T09	Lower Flamingo Detention Basin	Closed	3,387,621.44
CLA04W16	Flamingo Wash, Eastern Avenue	Open	1,420,000.00
CLA06B93	Range Wash Confluence DB ROW & Construction	Closed	9,575,705.90
CLA07C03	Sloan Channel, Las Vegas Wash to Charleston	Closed	11,371,793.05
CLA08C98	Lower Duck Creek Detention Basin & Outfall Channel	Closed	12,823,423.07
CLA08T14	Duck Creek, Las Vegas Boulevard	Open	7,400,000.00
CLA09B99	Durango Collector (Twain to Hacienda)	Closed	9,485,138.68
CLA10B99	Tropicana Wash, Paradise Road to Koval Lane	Closed	2,087,199.75
CLA10C03	Tropicana North Branch Detention Basin	Closed	3,763,800.00
CLA10E09	Tropicana North Branch Detention Basin	Closed	950,229.12
CLA12C99	Desert Inn Detention Basin & Collection System	Closed	5,327,982.96
CLA13C98	Lakes DB Collection System	Closed	17,986,141.42
CLA14B99	Duck Creek Channel (Hollywood Blvd to Stephaine St)--ROWA	Closed	1,598,918.50
CLA14M03	Duck Creek, Broadbent Blvd Bridge and Channel	Closed	2,176,640.38
CLA14N03	Duck Creek, Broadbent Blvd to Boulder Highway	Closed	5,832,117.22
CLA14P03	Duck Creek, Eldorado Lane to Spencer Street	Closed	343,994.59
CLA14Q04	Duck Creek, Topaz Street to Eastern Avenue	Closed	2,119,552.08
CLA14W11	Duck Creek, Robindale to I-215	Closed	650,561.15
CLA15B99	Colorado Avenue Storm Drain System	Closed	15,259,421.39
CLA15E13	LVW-Sloan to Stewart-Flam Wash below Nellis	Open	82,884,000.00
CLA15F16	Las Vegas Wash - Water Reclamation Channel	Open	3,400,000.00
CLA16L09	Lower Blue Diamond Detention Basin	Closed	2,581,701.25

# Regional Flood Control District Capital Improvement Projects - Cumulative Reporting Bond Funding

## Clark County

<u>PROJECT</u>	<u>NAME</u>	<u>STATUS</u>	<u>TOTAL</u>
CLA16M09	Blue Diamond Wash Wigwam, UPRR to Rainbow Blvd	Closed	5,067,171.04
CLA16N09	Blue Diamond Wash Wigwam, UPRR to Jones Blvd	Closed	0.00
CLA17A98	Blue Diamond Chnl/Durango Dr - Rainbow Blvd (Beltway 7B)	Closed	1,021,760.73
CLA17D04	Blue Diamond Channel - Jones Branch	Closed	641,602.04
CLA18A98	Red Rock Channel/Russell Rd - Hualapai Way	Closed	1,793,162.82
CLA19D03	Red Rock Channel, Naples Branch	Closed	9,885,236.80
CLA26D11	Flamingo Diversion-South Buffalo Branch, Flamingo Wash to Sunset Rd	Closed	7,030,263.37
CLA27D13	Flamingo Diversion - Rainbow Branch	Open	10,570,000.00
			<b>\$260,488,312.50</b>

## Clark County Outlying

<u>PROJECT</u>	<u>NAME</u>	<u>STATUS</u>	<u>TOTAL</u>
IND01B04	Indian Springs Detention Basin	Closed	2,650,794.34
LAU01B92	Unnamed Wash, Laughlin	Closed	2,577,722.08
LAU02C94	Hiko Springs, Laughlin	Closed	1,200,000.00
			<b>\$6,428,516.42</b>

## Henderson

<u>PROJECT</u>	<u>NAME</u>	<u>STATUS</u>	<u>TOTAL</u>
HEN01D91	Pittman Wash Channel - Phase II Construction	Closed	2,071,148.80
HEN01E93	Pittman Wash Channel Phase IIIA Construction	Closed	776,682.83
HEN03B92	UPRR Channel Construction	Closed	2,149,477.47
HEN04C93	Mission Hills System Construction	Closed	5,503,671.37
HEN04D94	C-1 Channel / Lake Mead Dr. - Burkholder	Closed	3,398,432.50
HEN04E96	Mission Hills Western Interceptor Diversion	Closed	2,100,000.00
HEN04J99	Black Mountain Detention Basin & Outfall	Closed	5,233,184.00
HEN04L01	C-1 Chnl, Mdl & Upr Reaches-PhI: Burkholder - Boulder HWY	Closed	4,784,787.10
HEN04M03	C-1 Channel, Upper & Middle Reaches - Vermillion Dr - Boulder HWY	Closed	3,689,653.67
HEN05B98	Pioneer DB Outfall	Closed	2,952,988.96
HEN05F12	Pioneer Detention Basin Expansion and Inflow	Open	1,489,218.00
HEN05G16	Horizon Ridge Detention Basin	Open	8,294,400.00
HEN06J13	Equestrian Detention Basin Expansion	Open	1,098,200.00
HEN06K13	Equestrian Tributary, Phase II	Open	2,362,718.00
HEN07C11	Pittman Park Peaking Basin Modification	Closed	0.00
HEN12D03	Pittman Wash - Burns	Closed	257,326.75
HEN12E05	Gibson Conveyance System	Closed	2,164,571.54
HEN12J16	Palm Hills Channel	Open	2,830,880.00
HEN13B03	Boulder Highway Channel	Closed	6,534,523.99
HEN15B02	Pittman Wash Railroad Channel, Phase I (Resol. No. 02-6)	Closed	1,989,679.32
HEN15C04	Pittman Wash Railroad Channel, US-95 to Major Avenue	Closed	5,537,919.81
HEN18A03	Drake Channel	Closed	75,265.32
HEN19A03	Northeast Detention Basin and Levee	Closed	1,134,804.61

# Regional Flood Control District

## Capital Improvement Projects - Cumulative Reporting

### Bond Funding

#### Henderson

<u>PROJECT</u>	<u>NAME</u>	<u>STATUS</u>	<u>TOTAL</u>
HEN20B04	C-1 Channel, US-95 Tributary 1	Closed	1,522,849.50
HEN23B16	Center Street Storm Drain	Open	9,261,400.00
			<b>\$77,213,783.54</b>

#### Las Vegas

<u>PROJECT</u>	<u>NAME</u>	<u>STATUS</u>	<u>TOTAL</u>
LAS01E13	Angel Park Detention Basin Expansion	Closed	4,085,640.34
LAS02E92	Buffalo Channel/Summerlin Pkwy-Vegas Dr.	Closed	1,911,377.65
LAS03C91	Gowan Detention Basin	Closed	7,184,517.75
LAS04D92	Oakey Detention Basin & Conveyance	Closed	6,887,121.59
LAS05E03	Oakey - Meadows Storm Drain	Open	5,470,354.00
LAS05F03	Alta Parallel System	Closed	2,093,934.39
LAS05K15	Oakey-Meadows Storm Drain, Phase III	Open	24,961,221.00
LAS09C91	Washington Ave./Sandhill Outlet	Closed	1,496,312.93
LAS09E93	Washington Ave. / Virgil-Lena	Closed	2,862,675.33
LAS09N99	Upr Wash Ave Conv Sys, Ph II: Veterans Memorial Dr - UPRR	Closed	6,279,449.66
LAS09O99	Freeway Channel - Alta Dr to Sahara Ave & Bypass Facility	Closed	36,285,968.75
LAS09T04	Freeway Channel, Charleston Lateral	Closed	4,336,897.56
LAS10C94	Lone Mtn. Detention Basin	Closed	315,482.25
LAS10I98	Gowan North Channel, Ph II/Durango Dr	Closed	5,455,374.03
LAS10T02	Gowan North System - Ph III: Alexander Rd to Lone Mtn Rd	Closed	7,539,040.96
LAS10V03	GNC - Lone Mountain Road (El Capitan Way to the Western Beltway)	Closed	634,984.37
LAS10W04	Lone Mountain System, Lone Mtn DB Outfall to Durango	Closed	2,734,160.02
LAS10X05	Ann Road Detention Basin Facilities (CAM 10 DB)	Closed	9,317,720.04
LAS14D14	Freeway Channel-Washington, MLK to Rancho Drive	Open	10,755,343.00
LAS16D01	Ann Road, Allen Lane to Rancho Drive	Closed	7,069,867.82
LAS16E04	Rancho Detention Basin, Phase II	Closed	464,510.86
LAS16F04	Rancho Road System (El Campo Grande Storm Drain)	Closed	573,652.99
LAS17E03	Peak Drive System (Jones Blvd to Michael Way)	Closed	456,338.90
LAS19C05	Owens Avenue System (Vegas Dr Storm Drain) - Michael Way to Rancho Drive	Closed	1,596,671.67
LAS21A03	Upper Las Vegas Wash Facility Study	Closed	243,392.60
LAS22A03	Decatur/Elkhorn/Rainbow System Predesign	Closed	368,594.70
LAS22M09	Las Vegas Wash - Rainbow (Elkhorn Rd to Grand Teton Dr)	Open	7,857,090.00
LAS22N09	Las Vegas Wash - Decatur & Elkhorn, CC 215	Closed	25,788,320.03
LAS22O09	N & S Environ Enhancement Areas - Floyd Lamb Park	Closed	25,314,907.94
LAS22P09	Elkhorn Springs & Buffalo Storm Drain	Closed	1,567,520.54
LAS24F10	Gowan Outfall - Lone Mountain Branch (Rancho to Decatur)	Closed	10,109,824.95
LAS26D14	Grand Teton - Hualapai to Tee Pee	Closed	6,245,247.37
LAS28A10	Langtry Channel Bonanza to Washington Avenue	Closed	1,002,676.43
			<b>\$229,266,192.42</b>

# Regional Flood Control District

## Capital Improvement Projects - Cumulative Reporting

### Bond Funding

#### Mesquite

<u>PROJECT</u>	<u>NAME</u>	<u>STATUS</u>	<u>TOTAL</u>
MES01B89	Town Wash Detention Basin (Design & Construction)	Closed	3,692,545.65
MES01D10	Town Wash Conveyance, I-15 to the Virgin River	Closed	7,366,966.99
MES02B03	Abbott Wash Conveyance System, Pioneer Blvd to the Virgin River	Closed	10,625,472.16
			<u>\$21,684,984.80</u>

#### North Las Vegas

<u>PROJECT</u>	<u>NAME</u>	<u>STATUS</u>	<u>TOTAL</u>
NLV01D03	Upper Las Vegas Wash	Closed	31,132,709.75
NLV01F09	Tropical Parkway Channel East	Closed	5,900,026.83
NLV01I14	Ann Road Channel East, ULVW to Fifth Street	Open	5,838,100.00
NLV03D93	West Range Wash Diversion Dike	Closed	2,251,608.79
NLV04D04	Gowan Outfall - Lone Mountain Branch, Decatur Blvd to Channel	Closed	1,179,589.48
NLV04H09	Simmons Street Drainage Improvements - Gowan Outfall	Closed	2,280,988.68
NLV04J14	Simmons Street Drainage Impvments-Alexander to Gowan Outfall	Open	16,066,600.00
NLV05B92	Upper Las Vegas Wash Detention Basin Construction	Closed	8,010,318.87
NLV06B93	Kyle Detention Basin	Closed	5,037,000.00
NLV08B97	Lower Las Vegas Wash Detention Basin Construction	Closed	4,433,240.98
NLV09B99	Vandenberg Detention Basin	Closed	5,347,006.76
NLV09H14	Centennial Collector	Open	2,933,250.00
NLV10E03	"A" Channel Three Bridges Project (Cheyenne Ave, Las Vegas Blvd, and Carey	Closed	9,966,315.63
NLV10G03	Cheyenne Peaking Basin, Collection & Outfall - Alexander Rd to Cheyenne A	Closed	15,482,525.64
NLV10J10	LV Wash Main Branch-LV Blvd. to Lake Mead Blvd.	Closed	21,161,048.84
NLV11C98	W. Trib Las Vegas Wash Chnl, Ph I (Ann Rd - Clayton St)	Closed	7,898,144.87
NLV11D99	W. Trib Las Vegas Wash, Ph III (LLVWDB to Camino Al Norte)	Closed	2,499,963.56
NLV11E99	W. Trib of the Las Vegas Wash, Ph II (Ann to Centennial)	Closed	7,772,320.98
NLV14B03	Tributary to the Western Tributary @ Alexander Rd	Closed	7,636,332.88
NLV15B03	Las Vegas Wash - Losee Road	Closed	1,142,595.43
NLV16B03	Simmons Street Channel	Closed	4,885,102.93
NLV18G14	Colton Avenue Flood Control Improvements	Open	7,535,000.00
			<u>\$176,389,790.90</u>
Grand Total			<u>\$778,476,648.01</u>

**FY2016-17 PROJECTS FUNDED SUMMARY**

Facility Description	Project Number	Project Scope (1)	Year-1 Programmed (2)	Year-2/Year-3 Programmed (2)/(3)	Funding Amount (4)	Approval Date	Item #
<b>HENDERSON (Southeast Las Vegas Valley)</b>							
Center Street Storm Drain - 1st supplemental	HEN23B16	Construction	470,035.15	0.00	470,035.15		
Pittman North Detention Basin and Outfall		Construction	0.00	8,167,844.00			
		<b>Henderson Total</b>	<b>\$470,035.15</b>	<b>\$8,167,844.00</b>	<b>\$470,035.15</b>		
<b>HENDERSON 3-YEAR TOTALS:</b>			<b>PROJECTS PROGRAMMED</b>	<b>\$8,637,879.15</b>			
			<b>ESTIMATED RESOURCES</b>	<b>\$9,791,140.00</b>			
			<b>REMAINING RESOURCES</b>	<b>\$9,321,104.85</b>			

<b>LAS VEGAS (Central Las Vegas Valley)</b>							
Brent Drainage System - Durango to El Capitan		Design	441,359.00				
Centennial Parkway Channel West - US 95, CC 215 to Durango		Construction	0.00	15,630,172.00			
Centennial Parkway Channel West - US 95, Durango to Grand Teton		Construction	0.00	8,204,032.00			
Flamingo - Boulder Highway North - Boulder Hwy, Sahara to Charleston		Construction	0.00	17,186,646.00			
Flamingo - Boulder Hwy. North, Charleston - Main to Boulder Hwy		Design	1,128,043.00	0.00			
Flamingo Wash - Maryland Parkway System		Design	397,213.00	0.00			
Freeway Channel - Washington, Rancho to Valley View		Design	499,294.00	0.00			
Gowan Box Canyon - Lone Mountain Road		Construction	0.00	4,789,229.00			
Gowan North - Buffalo Branch, Lone Mountain to Washburn		Construction	6,610,993.00	0.00			
Gowan North - El Capitan Branch, Lone Mtn to Ann Road		Construction	0.00	8,989,204.00			
Gowan North - El Capitan Branch, Lone Mtn to Ann Road - 1st supplemental	LAS24J15	Design	125,000.00	0.00	125,000.00	7/14/2016	10b
Gowan North-Buffalo Branch, Lone Mtn to Washburn Rd - 3rd supplemental	LAS24H13	Design	138,000.00	0.00	138,000.00	7/14/2016	10a
Gowan Outfall - Alexander Rd., Allen to Simmons		Design	655,416.00	0.00			
Gowan Outfall - Alexander Rd., Decatur to Allen		Design	1,265,740.00	0.00			
Rancho Road System - Elkhorn, Grand Canyon to Hualapai		Construction	0.00	3,781,501.00			
		<b>Las Vegas Total</b>	<b>\$11,261,058.00</b>	<b>\$58,580,784.00</b>	<b>\$263,000.00</b>		
<b>LAS VEGAS 3-YEAR TOTALS:</b>			<b>PROJECTS PROGRAMMED</b>	<b>\$69,841,842.00</b>			
			<b>ESTIMATED RESOURCES</b>	<b>\$70,938,585.00</b>			
			<b>REMAINING RESOURCES</b>	<b>\$70,675,585.00</b>			

<b>NORTH LAS VEGAS (Northern Las Vegas Valley)</b>							
Beltway Collection System - Pecos		Design	428,946.00	0.00			
Beltway Detention Basin & Channel		Construction	7,574,572.00	0.00			
Central Freeway Channel at Cheyenne		Construction	5,083,471.00	0.00			
Fifth Street Collector - Centennial to Deer Springs		Design	726,078.00	0.00			
Fifth Street Collector - Centennial to Deer Springs		Construction	0.00	4,231,512.00			
Hollywood System, Centennial Pkwy to Speedway #2 Detention Basin		Design	887,470.00	0.00			
Hollywood System, Dunes South Detention Basin to Centennial Parkway		Construction	0.00	17,828,525.00			
Orchard Collector - Charleston to Linden		Construction	238,679.00	0.00			
Owens Detention Basin & Outfall		Design	364,638.00	0.00			
Owens Detention Basin & Outfall		ROW	0.00	505,632.00			
Range Wash - Ann Branch		Design	1,917,742.00	0.00			
Vandenberg North Detention Basin, Collection & Outfall		Construction	0.00	12,112,521.00			
		<b>North Las Vegas Total</b>	<b>\$17,221,596.00</b>	<b>\$34,678,190.00</b>	<b>\$0.00</b>		
<b>NORTH LAS VEGAS 3-YEAR TOTALS:</b>			<b>PROJECTS PROGRAMMED</b>	<b>\$51,899,786.00</b>			
			<b>ESTIMATED RESOURCES</b>	<b>\$54,588,410.00</b>			
			<b>REMAINING RESOURCES</b>	<b>\$54,588,410.00</b>			

**FY2016-17 PROJECTS FUNDED SUMMARY**

Facility Description	Project Number	Project Scope (1)	Year-1 Programmed (2)	Year-2/Year-3 Programmed (2)/(3)	Funding Amount (4)	Approval Date	Item #
<b>CLARK COUNTY (Southwest Las Vegas Valley and Outlying Areas)</b>							
Airport Channel - Naples		Construction	0.00	2,802,041.00			
Blue Diamond Channel 02, Decatur - Pyle to Richmar		Construction	6,272,077.00	0.00			
Blue Diamond Wash Pebble		Construction	0.00	2,344,984.00			
Blue Diamond Wash Railroad		ROW	310,657.00	0.00			
Duck Creek @ Dean Martin		Construction	3,255,500.00	0.00			
Duck Creek Haven Street		Construction	0.00	3,916,835.00			
Duck Creek Jones Boulevard		Construction	0.00	2,119,070.00			
Duck Creek Wash, El Camino to Rainbow		Construction	0.00	600,000.00			
<i>Duck Creek, Sunset to Sandhill - Closeout</i>	<i>HEN24B13</i>	<i>Construction</i>	<i>(679,921.17)</i>	<i>0.00</i>	<i>(679,921.17)</i>		
F4 Patrick Lane/ Fort Apache Road Lateral		Construction	950,000.00	0.00			
Flamingo Wash - Industrial Rd. to Hotel Rio Dr.		Construction	0.00	1,400,000.00			
<i>Tropicana Wash at Swenson Street - 5th supplemental</i>	<i>CLA10D07</i>	<i>Design</i>	<i>44,900.00</i>	<i>0.00</i>	<i>44,900.00</i>		
Fairgrounds - Detention Basin (Whipple Street)		Design	350,000.00	0.00			
Fairgrounds - Detention Basin (Whipple Street)		Construction	0.00	9,542,740.00			
Goodsprings - Phase I		Construction	0.00	844,034.00			
Rainbow Canyon Boulevard Bridge		Design	77,536.00	0.00			
Rainbow Canyon Boulevard Bridge		Construction	0.00	958,611.00			
Searchlight - South, Encinitas St. Storm Drain		Construction		1,481,124.00			
SR 163 at Casino Drive		Construction	889,222.00	0.00			
<b>Clark County Total</b>			<b>\$11,469,970.83</b>	<b>\$26,009,439.00</b>	<b>(\$635,021.17)</b>		
<b>CLARK COUNTY 3-YEAR TOTALS:</b>			<b>PROJECTS PROGRAMMED</b>	<b>\$37,479,409.83</b>			
			<b>ESTIMATED RESOURCES</b>	<b>\$47,386,815.00</b>			
			<b>REMAINING RESOURCES</b>	<b>\$48,021,836.17</b>			

<b>CITY OF MESQUITE</b>							
Town Wash - Mesa Boulevard, El Dorado to Town Wash		Design	283,323.00	0.00			
Virgin River Flood Wall		Construction	0.00	2,874,704.00			
<b>City of Mesquite Total</b>			<b>\$283,323.00</b>	<b>\$2,874,704.00</b>	<b>\$0.00</b>		
<b>MESQUITE 3-YEAR TOTALS:</b>			<b>PROJECTS PROGRAMMED</b>	<b>\$3,158,027.00</b>			
			<b>ESTIMATED RESOURCES</b>	<b>\$5,399,813.00</b>			
			<b>REMAINING RESOURCES</b>	<b>\$5,399,813.00</b>			

<b>BOULDER CITY</b>							
Hemenway System, Phase IIA Improvements		Construction	2,558,252.00	0.00			
Hemenway System, Phase IIB Improvements		Construction	0.00	456,921.00			
<b>Boulder City Total</b>			<b>\$2,558,252.00</b>	<b>\$456,921.00</b>	<b>\$0.00</b>		
<b>BOULDER CITY 3-YEAR TOTALS:</b>			<b>PROJECTS PROGRAMMED</b>	<b>\$3,015,173.00</b>			
			<b>ESTIMATED RESOURCES</b>	<b>\$4,466,587.00</b>			
			<b>REMAINING RESOURCES</b>	<b>\$4,466,587.00</b>			

<b>SUMMARY</b>	
<b>TOTAL 3-YEAR PROJECTS PROGRAMMED<sup>(2)</sup></b>	<b>\$174,032,116.98</b>
<b>TOTAL ESTIMATED RESOURCES (Year-1)</b>	<b>\$95,570,964.00</b>
<b>TOTAL REMAINING DESIGN PROJECTS (Year-1)</b>	<b>\$9,422,798.00</b>
<b>TOTAL PROJECTS FUNDED (Year-1)</b>	<b>\$98,013.98</b>

<b>LOCAL DRAINAGE (5)</b>							
<b>Local Drainage Total</b>			<b>\$0.00</b>	<b>\$0.00</b>	<b>\$0.00</b>		

**Notes:**

- (1) Construction typically includes Construction and/or Construction Administration. Design typically includes Predesign, Design, Right-of-way, Environmental,
- (2) Includes amendments to the Ten-Year Construction Program.
- (3) Year-2/Year-3 do not include design projects. Design projects are not eligible for acceleration.
- (4) Action is being taken in current month on projects in bold/italics.
- (5) Local Drainage projects are not part of the Ten-Year Construction Program.

## ESTIMATED FUNDING SCHEDULE

Month-Year	Funding Requests Received			Estimated Resources for CIP		Priority Date	Notes
	Facility Description	Project #	Amount	Resources (1)	Available (1)		
FISCAL YEAR 2016-17							
Aug-16	ESTIMATED REMAINING FISCAL YEAR CIP RESOURCES				\$76,521,851		
	Duck Creek, Sunset to Sandhill - Closeout	HEN24B13	-\$679,921.17		\$77,201,772		
	Center Street Storm Drain - 1st supplemental	HEN23B16	\$470,035.15		\$76,731,737		
	Tropicana Wash at Swenson Street - 5th supplemental	CLA10D07	\$44,900.00		\$76,686,837		
	No Projects Awaiting Funding		\$0.00				

Notes: (1) Estimated CIP resources are from the FY2016-17 Ten-Year Construction Program and may be adjusted for current economic conditions.





QUARTER ENDING: 30-Jun-16

ENTITY: Clark County Regional Flood Control District

DATE PREPARED: 27-Jul-16

Pursuant to NAC 354.559 local governments are required to submit a quarterly survey report.

## QUESTIONS REGARDING ECONOMIC CONDITIONS

- |                 | Yes                                 | No                                  | Since the last filing:  |
|-----------------|-------------------------------------|-------------------------------------|---|
| 1. Clark County | <input type="checkbox"/>            | <input checked="" type="checkbox"/> | Has any employer that accounts for 15 % or more of the employment in the area closed or significantly reduced operations since the previous report? If yes, please provide details on page 2. |
| 2. Clark County | <input checked="" type="checkbox"/> | <input type="checkbox"/>            | Has your entity experienced a cumulative increase or decrease of 10% or more in population or assessed valuation in the past two years? If yes, please provide details on page 2.             |
| 3. Clark County | <input checked="" type="checkbox"/> | <input type="checkbox"/>            | Has there been any significant event(s) in the region which could affect your entity positively? If yes, please provide details on page 2.  |
| 4. Clark County | <input type="checkbox"/>            | <input checked="" type="checkbox"/> | Has there been any significant event(s) in the region which could affect your entity negatively? If yes, please provide details on page 2.  |
| 5. Clark County | <input type="checkbox"/>            | <input checked="" type="checkbox"/> | Has anything significant occurred which could affect your expected level of revenues? If yes, please provide details on page 2.   |

## QUESTIONS REGARDING OPERATIONS

- |            |   |                                     |   |
|------------|---|-------------------------------------|---|
| 6. CCRFCD  | <input type="checkbox"/>  | <input checked="" type="checkbox"/> | Has the ending fund balance in your general (principal operating) fund had an unexplained, unbudgeted, or unanticipated decline for the past two fiscal years? If yes, please provide details on page 2.          |
| 7. CCRFCD  | <input type="checkbox"/>  | <input checked="" type="checkbox"/> | Has the entity entered into any new debt arrangements since the previous report? If yes, please provide details on page 2.  |
| 8. CCRFCD  | <input type="checkbox"/>  | <input checked="" type="checkbox"/> | Has the entity borrowed money to pay for current operations? If yes, please provide details on page 2.  |
| 9. CCRFCD  | <input type="checkbox"/>  | <input checked="" type="checkbox"/> | Has the entity made an interfund loan(s) to pay for current operations? If yes, please provide details on page 2.   |
| 10. CCRFCD | <input type="checkbox"/>  | <input checked="" type="checkbox"/> | Has the entity failed to pay timely any contributions to governmental agencies for the benefits of its employees, (for example, PERS, Workmen's Comp or Federal taxes)? If yes, please provide details on page 2. |
| 11. CCRFCD | <input type="checkbox"/>  | <input checked="" type="checkbox"/> | Has the entity failed to make timely payments for debt service, to vendors or others? If yes, please provide details on page 2.   |
| 12. CCRFCD | <input type="checkbox"/>  | <input checked="" type="checkbox"/> | Has the entity augmented the appropriated expenses for any proprietary fund since the previous report? If yes, please provide details on page 2.  |
| 13.        | Cash and cash equivalents (unaudited) as of quarter ending 30-Jun-16<br>(Enterprise Fund(s) Only) |                                     |   |
|            | <u>Prior Year</u>   | <u>Current Year</u>                 |   |
|            | N/A   | N/A                                 |   |
| 14.        | General Fund Ending Balance (unaudited) as of quarter ending 30-Jun-16                            |                                     |   |
|            | <u>Prior Year</u>   | <u>Current Year</u>                 |   |
|            | \$ 9,653,854  | \$ 8,147,986                        |   |
| 15.        | Cash and cash equivalents (unaudited) as of quarter ending 30-Jun-16<br>(General Fund Only)       |                                     |   |
|            | <u>Prior Year</u>   | <u>Current Year</u>                 |   |
|            | \$ 8,725,049  | \$ 7,225,521                        |   |



## DETAILS OF POSITIVE RESPONSES TO QUESTIONS ON PAGE 1

**QUESTION**

1-6.

Question 2

**CLARK COUNTY****Population****Assesed Value**

FY 2015 (Actual)	2,118,353	62,904,942,089
FY 2016 (Estimate)	2,191,000	69,266,468,466
FY 2017 (Budget)	2,225,000	74,597,622,262
Cumltve.Increase/Dec	106,647	11,692,680,173
	5.03%	18.59%

**Question 3**

In April 2016, the T-Mobile Arena opened on the Las Vegas Strip. The 20,000 seat venue is expected to host 100+ events annually, including sports, award shows, musical entertainment and special events. The workforce of the arena is employed by MGM Resorts, who initially hired 200 part-time positions for the opening. Because new arenas tend to appeal more to event fans, attendance at events is anticipated to increase, resulting in increased revenue generation in all aspects. The arena is expected to generate more than \$900 million a year for the local economy.

7.	Date	Type	Amount

8.	Date	Lender	Amount


9.	Date	From Fund	To Fund	Amount

10-11.			

12.	Date	Fund	Amount


13-15.			

PREPARED BY: Christopher Russo/Management Analyst 1  
Name/Title

  
Signature

PERSON SIGNING CERTIFIES ALL INFORMATION PROVIDED IS TRUE & CORRECT FOR THE PERIOD INDICATED.

REVIEWED BY: Joseph J. Grippaldi/Fiscal Services Administrator  
Name/Title

  
Signature

The Survey can be submitted to the Department of Taxation electronically via e-mail to the Budget Analyst responsible for the entity. Please submit in PDF form so as to reflect signatures. This submission will fulfill filing requirements.

**CLARK COUNTY  
REGIONAL FLOOD CONTROL DISTRICT**

**AGENDA ITEM**

**SUBJECT:**

**TEN YEAR CONSTRUCTION PROGRAM AMENDMENTS**

**RECOMMENDATION SUMMARY**

**STAFF:** Approve.

**TECHNICAL ADVISORY:** Approve.

**CITIZENS ADVISORY:** Approve.

**RFCD AGENDA  
ITEM #06  
DATE: 08/11/16**

CLARK COUNTY  
REGIONAL FLOOD CONTROL DISTRICT  
AGENDA ITEM

**SUBJECT:**

TEN YEAR CONSTRUCTION PROGRAM AMENDMENTS

**PETITIONER:**

STEVEN C. PARRISH, P.E., GENERAL MANAGER/CHIEF ENGINEER

**RECOMMENDATION OF PETITIONER:**

ADOPT AMENDMENTS TO THE TEN YEAR CONSTRUCTION PROGRAM (FOR POSSIBLE ACTION)

**FISCAL IMPACT:** None.

**BACKGROUND:** In accordance with Policies and Procedures Section II.B.9 general amendments can be processed to address scheduling changes and/or the need for additional funding. This agenda item addresses requested changes in funding, positive and negative, associated with this agenda as they impact the Ten Year Construction Program (TYCP). Also included are amendments requested from Clark County and the City of Henderson. Amendments to the TYCP are shown for:

Project Description	Project Number	Item No. / Action	Current TYCP Amount	Requested Amendment Amount
Duck Creek, Sunset to Sandhill (construction)	HEN24B13	Item #07 Closeout	\$ 0.00	(\$ 679,921.17)
Tropicana Wash at Swenson Street	CLA10D07	Item #12 5 <sup>th</sup> Supplemental	\$ 0.00	\$ 44,900.00
Center Street Storm Drain	HEN23B16	Item #13 1 <sup>st</sup> Supplemental	\$ 0.00	\$ 470,035.15

Respectfully submitted,



Steven C. Parrish, P.E.  
General Manager/Chief Engineer

TAC AGENDA ITEM #05 Date: 07/28/16	RFCD AGENDA ITEM #06 Date: 08/11/16
CAC AGENDA ITEM #05 Date: 08/01/16	

Regional Flood Control District  
AGENDA ITEM DEVELOPMENT

<b>Staff Discussion:</b>	Date: 07/18/16
<b>TEN YEAR CONSTRUCTION PROGRAM AMENDMENTS</b>  In accordance with Policies and Procedures Section II.B.9 general amendments can be processed to address scheduling changes and/or the need for additional funding. This agenda item addresses requested changes in funding, positive and negative, associated with this agenda as they impact the Ten Year Construction Program (TYCP). Also included are amendments requested from Clark County and the City of Henderson.	
<b>Staff Recommendation:</b>  Approve.	
<b>Discussion by Technical Advisory Committee:</b>	AGENDA #05 Date: 07/28/16
<b>Recommendation:</b>  Approve.	
<b>Discussion by Citizens Advisory Committee:</b>	AGENDA #05 Date: 08/01/16
<b>Recommendation:</b>  Approve.	

**CLARK COUNTY  
REGIONAL FLOOD CONTROL DISTRICT**

**AGENDA ITEM**

**SUBJECT:**

TEN YEAR CONSTRUCTION PROGRAM AMENDMENT

**PETITIONER:**

DENIS CEDERBURG, DIRECTOR OF PUBLIC WORKS

**RECOMMENDATION OF PETITIONER:**

THAT THE REGIONAL FLOOD CONTROL DISTRICT ADOPT AMENDMENTS TO THE  
TEN YEAR CONSTRUCTION PROGRAM (FOR POSSIBLE ACTION)

**FISCAL IMPACT:**

None.


**BACKGROUND:**

The County requests the following change to the current Ten Year Construction Program:

- Duck Creek Jones Boulevard- DCJB 0000 and 0043; remove design from year 1.
- Duck Creek Haven Street- DCHV 0026, 0050, and 0057, remove design from year 1.

The above change is requested due to the increased design cost estimate for Silverado Ranch Detention Basin- BD02 0265, 0277, and 0312, for which the County is requesting design funding on this agenda.

Respectfully submitted,

  
DENIS CEDERBURG  
Director of Public Works  
DC:CB

<b>TAC AGENDA</b> <b>ITEM # 05</b> <b>Date: 07.28.16</b>	<b>RFCD AGENDA</b> <b>ITEM # 06</b> <b>Date: 08.11.16</b>
<b>CAC AGENDA</b> <b>ITEM # 05</b> <b>Date: 08.01.16</b>	

CLARK COUNTY  
REGIONAL FLOOD CONTROL DISTRICT  
AGENDA ITEM

**SUBJECT:**  
TEN YEAR CONSTRUCTION PROGRAM AMENDMENT

**PETITIONER:** ROBERT C. HERR, P.E., DIRECTOR  
CITY OF HENDERSON PUBLIC WORKS, PARKS AND RECREATION

**RECOMMENDATION OF PETITIONER:**  
IT IS RECOMMENDED THAT THE CLARK COUNTY REGIONAL FLOOD CONTROL DISTRICT ADOPT AMENDMENTS TO THE TEN YEAR CONSTRUCTION PROGRAM (FOR POSSIBLE ACTION)

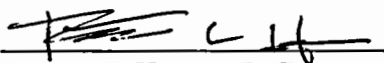
**FISCAL IMPACT:** None by this action.

**BACKGROUND:**

The City of Henderson requests the following changes to the current Ten Year Construction Program:

1. Anthem Parkway Channel - Horizon Ridge to Sienna Heights – Move construction and construction management from Year 3 (FY18/19) to Year 4 (FY19/20).

Respectfully submitted,

  
Robert C. Herr, P.E., Director  
Department of Public Works, Parks and Recreation

TAC AGENDA ITEM # 05 Date: 07/28/2016	RFCD AGENDA ITEM #06 Date: 08/11/2016
CAC AGENDA ITEM # 05 Date: 08/01/2016	

# EXHIBIT C

## CITY OF HENDERSON 10-YEAR CONSTRUCTION PROGRAM Amended August 11, 2016

Amended August 11, 2016				FIRST FIVE YEARS 7/2016 THRU 6/2021										
		Existing Value/ Comments	Project Cost Per MPU	Total Plan	(Year 1) FY 16/17	(Year 2) FY 17/18	(Year 3) FY 18/19	(Year 4) FY 19/20						
TOTAL PLAN				Annual Resources	\$52,982,985	\$46,363,637	\$50,636,749	\$239,087,473						
Unencumbered from previous year		\$42,587,979	Cumulative Available Resources	\$864,725,930	\$52,306,729	\$34,506,536	\$11,237,948	\$40,372,261						
ENTITY RESOURCES				Annual Resources	\$1,693,793	\$3,870,319	\$4,227,028	\$19,958,418	Funding Requests 16/17					
Unencumbered from previous year		(\$2,729,093)	Cumulative Available Resources		\$1,223,758	\$4,912,882	\$694,642	\$17,581,444	Board Date	Amount	Amendment?	Project No.		
ENTITY TOTAL				\$511,244,291	\$151,215,287	\$56,186,211	\$470,035	\$181,195	\$8,445,267	\$3,071,616		\$470,035		
HYDROGRAPHIC BASIN: PITTMAN				\$385,345,198	\$118,051,220	\$50,439,400	\$0	\$181,195	\$8,445,267	\$3,071,616		\$0		
SYSTEM: Pittman Burns				\$62,860,544	\$16,710,795	\$6,938,589	\$0	\$0	\$0	\$0		\$0		
PROJECT: Galleria to Boulder Hwy.														
Design/Admin		PTSU 0000 & 0023	Design Started 09/10	\$331,728	\$6,938,589									
Right-of-way			HEN12H09	\$265,382										
Construction			Eng. Est.	\$2,371,852										
SYSTEM: Pittman Beltway				\$197,079,852	\$26,037,688	\$840,570	\$0	\$0	\$0	\$840,570		\$0		
PROJECT: Anthem Parkway Channel - Horizon Ridge to Sienna Heights														
Design/Admin		PTAP 0018	Design Started 09/10	\$92,803	\$840,570			\$0	\$44,534	8/11/2016		Moved		
Right-of-way			HEN22A09	\$74,242										
Construction				\$663,541				\$0	\$796,036	8/11/2016		Moved		
SYSTEM: Lower Pittman				\$124,601,910	\$19,509,780	\$3,028,545	\$0	\$181,195	\$0	\$0		\$0		
PROJECT: Whitney Wash Channel														
Design/Admin		WWDC 0069	Design Started 09/10	\$44,526	\$3,028,545		\$181,195							
Right-of-way			HEN07D09	\$35,620										
Construction			Eng. Est.	\$318,355										
SYSTEM: Upper Pittman				\$629,562	\$48,657,734	\$39,631,696	\$0	\$0	\$8,445,267	\$2,231,046		\$0		
PROJECT: Pittman North Detention Basin Outfall - St. Rose to Spencer														
Design/Admin		PTNO 0000 thru 0073		\$1,319,867	\$14,532,902				\$950,051					
Right-of-way				\$1,055,894					\$900,000					
Construction				\$9,437,053										
PROJECT: Pittman North Detention Basin and Outfall														
Design/Admin		PTNO 0180 thru 0182	HEN16A01	\$1,334,687	\$8,167,844			\$544,848						
Right-of-way														
Construction			Eng. Est.	\$9,872,999				\$7,622,996						
PROJECT: Pittman North Detention Basin to Larson Lane														
Design/Admin		PTSD 0000 thru 0043		\$396,976	\$4,473,030			\$277,423						
Right-of-way				\$317,581					\$380,995					
Construction				\$2,838,375										
PROJECT: Pittman West Detention Basin & Outfall														
Design/Admin		PTLA 0127 thru 0141 & 0181 thru 0221		\$3,129,791	\$3,535,600									
Right-of-way				\$2,503,834										
Construction				\$20,239,509										
PROJECT: Pittman, Larson Lane - Las Vegas Blvd. to Bermuda Rd.														
Design/Admin		PTLA 0000 thru 0128		\$726,451	\$8,922,320									
Right-of-way				\$581,162										
Construction				\$5,194,132										
HYDROGRAPHIC BASIN: C-1				\$125,899,093	\$33,164,068	\$5,746,811	\$470,035	\$0	\$0	\$0		\$470,035		
SYSTEM: C-1				\$125,899,093	\$33,164,068	\$5,746,811	\$470,035	\$0	\$0	\$0		\$470,035		
PROJECT: Center Street Storm Drain														
1st Supplement Design/Admin		C1CT 0000 thru 0075 & C1LM 0095	Design Started 09/10	\$450,588	\$470,035	\$34,849				8/11/2016	\$34,849	YES	HEN23B16	
Right-of-way			HEN23A09	\$360,470										
Construction				\$3,221,701										
PROJECT: C-1 Channel, SNWA Drop Structure to Lake Mead														
Design/Admin		C1CH 0161 & 0173		\$442,522	\$5,276,776									
Right-of-way				\$354,018										
Construction				\$3,164,033										



# EXHIBIT C

## CLARK COUNTY 10-YEAR CONSTRUCTION PROGRAM

Amended August 11, 2016

Amended August 11, 2016					FIRST FIVE YEARS 7/2016 THRU 6/2021							
Fac. ID Mile Range		Existing Value/ Comments	Project Cost Per MPU	Total Plan	(Year 1) FY 16/17	(Year 2) FY 17/18	(Year 3) FY 18/19					
TOTAL PLAN				Annual Resources	\$901,545,815	\$52,982,985	\$46,363,637	\$50,636,749				
Unencumbered from previous year				Cumulative Available Resources	\$864,725,930	\$52,306,729	\$34,506,536	\$11,237,948				
ENTITY RESOURCES				Annual Resources	\$259,929,773	\$18,651,597	\$13,734,680	\$15,000,539	Funding Requests 16/17			
Unencumbered from previous year				Cumulative Available Resources	\$7,181,626	\$1,770,229	\$4,967,950	Board Date	Amount	Amendment?	Project No.	
ENTITY TOTAL		\$1,065,594,071	\$552,627,233	\$254,700,286	\$11,469,971	\$19,146,077	\$11,802,818		(\$635,021)			
HYDROGRAPHIC BASIN: Tropicana/ Flamingo		\$693,370,426	\$158,884,827	\$124,626,757	\$994,900	\$4,202,041	\$1,475,111		\$44,900			
SYSTEM: Tropicana Flamingo Project		\$362,797,746	\$19,573,293	\$14,934,165	\$950,000	\$0	\$0		\$0			
PROJECT: Blue Diamond - Buffalo Branch												
	Design/Admin		\$786,575									
	Design/Admin	BOBF 0010, 0076, 0125	\$629,259	\$9,144,223								
	Construction		\$5,624,008									
PROJECT: Flamingo - Cimarron Branch												
	Design/Admin		\$428,816									
	Right-of-way	FLCM 0003, 0040	\$343,052	\$4,839,942								
	Construction		\$3,066,031									
PROJECT: F4 Patrick Lane/ Fort Apache Road Lateral												
	Design/Admin		Design Started 04/05	\$947,732	\$150,000							
	Right-of-way	FLOQ 0100	CLA01B04	\$758,186								
	Construction		Eng. Est.	\$6,776,287	\$800,000							
SYSTEM: Lower Flamingo		\$241,571,216	\$107,037,196	\$46,550,658	\$44,900	\$4,202,041	\$475,111		\$44,900			
PROJECT: Wagon Trail Channel - Sunset to Teco												
	Design/Admin		\$176,000				\$122,996					
	Right-of-way	WGTR 0111	\$140,800	\$1,881,120			\$163,995					
	Construction		\$1,258,396									
PROJECT: Flamingo Wash, Maryland to Palos Verde												
	Design/Admin		\$269,188				\$188,120					
	Right-of-way	FLWA 0621 & 0673	\$215,351	\$2,626,311								
	Construction		\$1,924,694									
PROJECT: Las Vegas Wash - Christy												
	Design/Admin		\$1,970,430									
	Right-of-way	LVCH 0000, 0114	\$1,576,344	\$22,296,291								
	Construction		\$14,088,579									
PROJECT: Flamingo Wash Maryland - UNLV												
	Design/Admin		\$590,847									
	Right-of-way	FLMR 0000	\$472,678	\$6,668,756								
	Construction		\$4,224,557									
PROJECT: Airport Channel - Naples												
	Design/Admin		Design Started 13/14	\$328,199		\$148,453						
	Right-of-way	TRMC 0013, 0031	CLA10H13	\$262,559								
	Construction			\$2,346,621		\$2,653,589						
PROJECT: Tropicana Wash at Swenson												
	5th Supplement	Design/Admin	Design Started 07/08		\$45,000			8/11/2016	\$45,000	YES	CLA10D07	
	5th Supplement	TRWA 0017, 0019, 0034 & 0041	CLA10D07	\$44,900	(\$100)			8/11/2016	(\$100)	YES	CLA10D07	
PROJECT: Vegas Valley Drive - Flamingo Wash to Pecos												
	Design/Admin		\$760,512									
	Right-of-way	VAVD 0000 & 0025	\$608,410	\$8,841,239								
	Construction		\$5,437,663									
PROJECT: Flamingo Wash - Industrial Rd. to Hotel Rio Dr.												
	Design/Admin		Design Started 09/10	\$32,099		\$100,000						
	Right-of-way	FLWA 0693 & 0696	CLA10F10	\$25,679								
	Construction		Eng. Est.	\$229,504		\$1,300,000						
SYSTEM: Lower LV Wash Tributaries		\$17,154,487	\$29,604,381	\$63,141,934	\$0	\$0	\$1,000,000		\$0			
PROJECT: Tropicana Avenue Conveyance - Morris to Mountain Vista												
	Design/Admin		\$421,501									
	Right-of-way	LV01 0151	\$337,201	\$4,747,732								
	Construction		\$3,013,735									
PROJECT: Las Vegas Wash - Boulder Highway												
	Design/Admin		\$1,225,497									
	Right-of-way	LVBH 0000	\$980,397	\$13,831,903								
	Construction		\$8,762,304									
PROJECT: Tropicana Avenue Conveyance - Las Vegas Wash to Morris												
	Design/Admin		Design Started 11/12	\$1,275,229			\$1,000,000					
	Right-of-way	LV01 0001 thru 0135	CLA35A11	\$1,020,185								
	Construction		Eng. Est.	\$9,117,898								
PROJECT: Las Vegas Wash - Branch 02 - Monson Chnl - Las Vegas Wash to Boulder Hwy.												
	Design/Admin		\$1,415,886									
	Right-of-way	LV02 0001 thru 0294	\$1,132,709	\$15,266,493								
	Construction		\$9,907,874									

# EXHIBIT C

## CLARK COUNTY 10-YEAR CONSTRUCTION PROGRAM

Amended August 11, 2016

					FIRST FIVE YEARS 7/2016 THRU 6/2021					
Fac. ID Mile Range		Existing Value/ Comments	Project Cost Per MPU	Total Plan	(Year 1) FY 16/17	(Year 2) FY 17/18	(Year 3) FY 18/19			
<b>TOTAL PLAN</b>				<b>\$901,545,815</b>	<b>\$52,982,985</b>	<b>\$46,363,637</b>	<b>\$50,636,749</b>			
Unencumbered from previous year				<b>\$864,725,930</b>	<b>\$52,306,729</b>	<b>\$34,506,536</b>	<b>\$11,237,948</b>			
<b>ENTITY RESOURCES</b>				<b>\$259,929,773</b>	<b>\$18,651,597</b>	<b>\$13,734,680</b>	<b>\$15,000,539</b>	<b>Funding Requests 16/17</b>		
Unencumbered from previous year					<b>\$7,181,626</b>	<b>\$1,770,229</b>	<b>\$4,967,950</b>	<b>Board Date</b>	<b>Amount</b>	<b>Amendment?</b>
<b>ENTITY TOTAL</b>				<b>\$1,065,594,071</b>	<b>\$552,627,233</b>	<b>\$254,700,286</b>	<b>\$11,469,971</b>	<b>\$19,146,077</b>	<b>\$11,802,818</b>	<b>Project No.</b>
<b>HYDROGRAPHIC BASIN: Duck Creek/ Blue Diamond</b>				<b>\$302,474,814</b>	<b>\$201,718,434</b>	<b>\$77,108,846</b>	<b>\$9,158,313</b>	<b>\$2,944,984</b>	<b>\$9,369,096</b>	<b>(\$679,921)</b>
<b>SYSTEM: Blue Diamond Tributaries</b>				<b>\$45,918,214</b>	<b>\$47,534,900</b>	<b>\$20,289,875</b>	<b>\$0</b>	<b>\$0</b>	<b>\$1,177,826</b>	<b>\$0</b>
<b>PROJECT: Blue Diamond Wash - Arville to I-15</b>										
Design/Admin			\$503,358				\$351,768			
Right-of-way		BDWA 0278	\$402,686	\$4,910,989						
Construction			\$3,599,007							
<b>PROJECT: Duck Cr. / Blue Diamond, Bermuda to Las Vegas Blvd.</b>										
Design/Admin			\$506,588				\$354,025			
Right-of-way		DCBD 0075, 0082 & 0084	\$405,271	\$5,552,174			\$472,034			
Construction			\$3,622,105							
<b>PROJECT: Blue Diamond Channel, Amigo to Rancho Destino</b>										
Design/Admin			\$848,814							
Right-of-way		BDWA 0087 thru 0174	\$679,051	\$9,626,732						
Construction			\$6,069,022							
<b>SYSTEM: Upper Duck Creek</b>				<b>\$66,782,047</b>	<b>\$74,969,770</b>	<b>\$49,726,557</b>	<b>\$6,582,735</b>	<b>\$2,344,984</b>	<b>\$4,274,435</b>	<b>\$0</b>
<b>PROJECT: Duck Creek, Sunset Park</b>										
Design/Admin			\$1,379,919				\$964,346			
Right-of-way		DCSP 0000	\$1,103,935	\$14,224,245						
Construction			\$9,866,422							
<b>PROJECT: Duck Creek Jones Boulevard</b>										
Design/Admin			\$831,705				\$387,487	8/11/2016	Remove Design	
Right-of-way		DCJB 0000, 0043	\$665,364	\$2,119,070			\$1,731,583			
Construction			\$5,946,690							
<b>PROJECT: Blue Diamond Wash Pebble</b>										
Design/Admin			\$993,397				\$112,335			
Right-of-way		BDW4 0000	\$794,717	\$2,344,984			\$224,669			
Construction			\$7,102,787				\$2,007,981			
<b>PROJECT: Silverado Ranch Detention Basin</b>										
Design/Admin			\$442,489							
Right-of-way		BDO2 0265, 0277, 0312	\$353,991	\$3,896,605						
Construction			\$3,071,043							
<b>PROJECT: Blue Diamond Channel 02, I-15 to Decatur</b>										
Design/Admin			\$1,190,960				\$832,293			
Right-of-way		BDO2 0125, 0151, 0177 & 0359	\$952,768	\$11,519,503						
Construction			\$8,515,360							
<b>PROJECT: Blue Diamond Channel 02, Decatur - Pyle to Richmar</b>										
Design/Admin			\$742,453			\$500,000				
Right-of-way		BDO2 0334, 0358, 0359	\$593,962	\$6,272,077						
Construction			\$5,308,536			\$5,772,077				
<b>PROJECT: Blue Diamond Wash Railroad</b>										
Design/Admin			\$357,137							
Right-of-way		BDW5 0026	\$285,709	\$4,102,478			\$310,657			
Construction			\$2,953,531							
<b>PROJECT: Duck Creek Wash Tributary 4 - Detention Basin to Jones</b>										
Design/Admin			\$513,315				\$358,726			
Right-of-way		DCW4 0298	\$410,662	\$5,147,595						
Construction			\$3,670,199							
<b>SYSTEM: Lower Duck Creek</b>				<b>\$165,125,232</b>	<b>\$22,785,422</b>	<b>\$2,575,579</b>	<b>\$0</b>	<b>\$0</b>	<b>(\$679,921)</b>	
<b>PROJECT: Duck Creek @ Dean Martin</b>										
Design/Admin			\$169,422			\$265,000				
Right-of-way		DCWA 1446 & 1447	\$135,537	\$3,255,500						
Construction			\$1,211,361			\$2,990,500				
<b>PROJECT: Duck Creek - Sunset to Sandhill</b>										
Design/Admin										
Right-of-way		DCWA 0648, 0655 & 0670		(\$679,921)						
Construction										
<b>SYSTEM: Central Duck Creek</b>				<b>\$24,649,321</b>	<b>\$56,428,342</b>	<b>\$4,516,835</b>	<b>\$0</b>	<b>\$600,000</b>	<b>\$3,916,835</b>	<b>\$0</b>
<b>PROJECT: Duck Creek Wash, El Camino to Rainbow</b>										
Design/Admin			\$387,474							
Right-of-way		DCWA 1775, 1803, 1827	\$309,979	\$600,000						
Construction			\$2,770,438			\$600,000				
<b>PROJECT: Duck Creek Haven Street</b>										
Design/Admin			\$445,410				\$207,514	8/11/2016	Remove Design	
Right-of-way		DCHV 0026, 0050, 0057	\$356,329	\$3,916,835						
Construction			\$3,184,684				\$3,709,320			

# EXHIBIT C

## CLARK COUNTY 10-YEAR CONSTRUCTION PROGRAM

Amended August 11, 2016

				FIRST FIVE YEARS 7/2016 THRU 6/2021							
Fac. ID Mile Range		Existing Value/ Comments	Project Cost Per MPU	Total Plan	(Year 1) FY 16/17	(Year 2) FY 17/18	(Year 3) FY 18/19				
<b>TOTAL PLAN</b>				<b>\$901,545,815</b>	<b>\$52,982,985</b>	<b>\$46,363,637</b>	<b>\$50,636,749</b>				
Unencumbered from previous year		\$42,587,979	Cumulative Available Resources	<b>\$864,725,930</b>	\$52,306,729	\$34,506,536	\$11,237,948				
<b>ENTITY RESOURCES</b>				<b>\$259,929,773</b>	\$18,651,597	\$13,734,680	\$15,000,539				
Unencumbered from previous year		\$2,956,013	Cumulative Available Resources		\$7,181,626	\$1,770,229	\$4,967,950				
<b>ENTITY TOTAL</b>				<b>\$1,065,594,071</b>	<b>\$552,627,233</b>	<b>\$254,700,286</b>	<b>\$11,469,971</b>	<b>\$19,146,077</b>	<b>\$11,802,818</b>		
										Board Date	Amount
										Amendment?	Project No.
<b>HYDROGRAPHIC BASIN: Outlying Areas</b>				<b>\$69,748,831</b>	<b>\$192,023,972</b>	<b>\$52,964,684</b>	<b>\$1,316,757</b>	<b>\$11,999,051</b>	<b>\$958,611</b>		\$0
<b>SYSTEM: Goodsprings</b>				<b>\$64,849</b>	<b>\$2,701,170</b>	<b>\$844,034</b>	<b>\$0</b>	<b>\$844,034</b>	<b>\$0</b>		\$0
<b>PROJECT: Goodsprings - Phase I</b>											
Design/Admin		GSEA 0000	Design Started 09/10	\$91,455			\$41,367				
Right-of-way		GSPA 0027 & 0029	GSP01B10	\$55,910			\$63,224				
Construction		GSRV 0019		\$653,904			\$739,443				
<b>SYSTEM: Muddy River &amp; Tributaries</b>				<b>\$25,323,000</b>	<b>\$118,662,000</b>	<b>\$21,982,478</b>	<b>\$350,000</b>	<b>\$9,542,740</b>	<b>\$0</b>		\$0
<b>PROJECT: Fairgrounds - Detention Basin (Whipple Street)</b>											
Design/Admin			Design Started 10/11	\$1,197,000		\$350,000	\$517,870				
Right-of-way		FGWS 0000 thru 0166	MOA03A11	\$0							
Construction				\$8,344,000			\$9,024,870				
<b>PROJECT: Bryner Avenue to Lewis</b>											
Design/Admin			MOA01B89	\$1,395,000							
Right-of-way		MRLV 0196, 0240, 0268, 0276		\$0							
Construction			Eng. Est.	\$9,978,000							
<b>SYSTEM: Mount Charleston</b>				<b>\$304,564</b>	<b>\$894,337</b>	<b>\$1,036,147</b>	<b>\$77,536</b>	<b>\$0</b>	<b>\$958,611</b>		\$0
<b>PROJECT: Rainbow Canyon Boulevard Bridge</b>											
Design/Admin				\$118,849		\$77,536	\$55,371				
Right-of-way		MTCH 0001		\$0							
Construction				\$775,488			\$903,240				
<b>SYSTEM: Laughlin</b>				<b>\$33,124,938</b>	<b>\$58,328,851</b>	<b>\$16,756,159</b>	<b>\$889,221</b>	<b>\$131,153</b>	<b>\$0</b>		\$0
<b>PROJECT: Bridge Canyon Detention Basin</b>											
Design/Admin				\$1,110,088							
Right-of-way		LUHS 0415, 0416, 0417		\$0							
Construction				\$6,969,201							
<b>PROJECT: Bridge Canyon Outfall</b>											
Design/Admin				\$252,575							
Right-of-way		LUHS 0315, 0316, 0317		\$0							
Construction				\$1,883,212							
<b>PROJECT: Hiko Detention Basin Expansion</b>											
Design/Admin				\$193,302			\$131,153				
Right-of-way		LUHS 0244		\$0							
Construction				\$1,212,966							
<b>PROJECT: SR 163 at Casino Drive</b>											
Design/Admin			Design Started 08/09	\$98,081		\$42,658					
Right-of-way		LUBC 0000, 0001, 0005, 0006 & 0031	LAU04A08	\$24,526							
Construction				\$776,578		\$846,563					
<b>SYSTEM: Searchlight</b>				<b>\$1,411,509</b>	<b>\$3,224,834</b>	<b>\$3,989,068</b>	<b>\$0</b>	<b>\$1,481,123</b>	<b>\$0</b>		\$0
<b>PROJECT: Searchlight - South, Encinitas St. Storm Drain</b>											
Design/Admin			Design Started 09/10	\$173,481		\$78,470					
Right-of-way		SRSO 0000, 0010, 0021, 0030	SEA03A09	\$0							
Construction				\$1,240,394		\$1,402,653					
<b>PROJECT: Searchlight - West</b>											
Design/Admin				\$222,430							
Right-of-way		SRWE 0001 thru 0091		\$0							
Construction				\$1,588,526							
<b>SYSTEM: Bunkerville</b>				<b>\$9,519,970</b>	<b>\$8,212,780</b>	<b>\$8,356,787</b>	<b>\$0</b>	<b>\$0</b>	<b>\$0</b>		\$0
<b>PROJECT: Windmill Wash Detention Basin Expansion</b>											
Design/Admin		WJWA 0039	Design Started 10/11	\$1,537,304							
Design/Admin		WJUE 0000 & JEW A 0165	BUND1D11	\$0							
Construction				\$6,214,352							

**CLARK COUNTY  
REGIONAL FLOOD CONTROL DISTRICT**

**AGENDA ITEM**

**SUBJECT:**

**FINAL ACCOUNTING REPORT AND PROJECT CLOSEOUT  
HEN24B13**

**RECOMMENDATION SUMMARY**

**STAFF:** Accept the final accounting report and closeout the interlocal contract.

**TECHNICAL ADVISORY:** Accept the final accounting report and closeout the interlocal contract.

**CITIZENS ADVISORY:** Accept the final accounting report and closeout the interlocal contract.

**RFCD AGENDA  
ITEM #07  
DATE: 08/11/16**

CLARK COUNTY  
REGIONAL FLOOD CONTROL DISTRICT

AGENDA ITEM

**SUBJECT:**

FINAL ACCOUNTING REPORT AND PROJECT CLOSEOUT

**PETITIONER:**

STEVEN C. PARRISH, P.E., GENERAL MANAGER/CHIEF ENGINEER

**RECOMMENDATION OF PETITIONER:**

THAT THE BOARD ACCEPT THE FINAL ACCOUNTING REPORT AND CLOSE OUT THE INTERLOCAL CONTRACT (FOR POSSIBLE ACTION)

**FISCAL IMPACT:** \$679,921.17 Release in Fund 4430

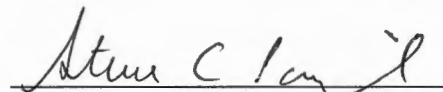
**BACKGROUND:**

Final accounting reports are routinely prepared for District-funded projects that have been completed. These reports represent an accurate accounting of the charges and the remaining balance for each project. Upon approval, no additional funds can be expended for the projects.

The final accounting report has been prepared by the District and approved by the corresponding entity for the following project:

PROJECT	NUMBER	FUND	BALANCE
Duck Creek, Sunset to Sandhill (construction)	HEN24B13	4430.000	\$679,921.17
<b>Total Fund 4430</b>			<b>\$679,921.17</b>

Respectfully submitted,

  
Steven C. Parrish P.E.  
General Manager/Chief Engineer

TAC AGENDA  
ITEM #06  
Date: 07/28/16

RFCD AGENDA  
ITEM #07  
Date: 08/11/16

CAC AGENDA  
ITEM #06  
Date: 08/01/16



Regional Flood Control District  
AGENDA ITEM DEVELOPMENT

**Staff Discussion:**

Date: 07/18/16

**FINAL ACCOUNTING REPORT AND PROJECT CLOSEOUT**

Final accounting reports are routinely prepared for District-funded projects that have been completed. These reports represent an accurate accounting of the charges and the remaining balance for each project. Upon approval, no additional funds can be expended for the projects.

The final accounting report has been prepared by the District and approved by the corresponding entity for the following project:

PROJECT	NUMBER	FUND	BALANCE
Duck Creek, Sunset to Sandhill (construction)	HEN24B13	4430.000	\$679,921.17
<b>Total – Fund 4430</b>			<b>\$679,921.17</b>

**Staff Recommendation:**

Accept the final accounting report and close out the interlocal contract.

**Discussion by Technical Advisory Committee:**

AGENDA  
#06 Date: 07/28/16

**Recommendation:**

Accept the final accounting report and close out the interlocal contract.


**Discussion by Citizens Advisory Committee:**

AGENDA  
#06 Date: 08/01/16

**Recommendation:**

Accept the final accounting report and close out the interlocal contract.

**Clark County Regional Flood Control District**  
**Final Accounting Report**  
**Report Date 6/16/2016**



**Project:** RF.HEN24B13, Duck Creek, Sunset to Sandhill

**Interlocal Value:** \$4,155,751.00

<b>Funding Category</b>	<b>Right of Way</b>	<b>Predesign</b>	<b>Design</b>	<b>Construction</b>	<b>Construction Mgt</b>	<b>Environmental</b>	<b>Other</b>
<b>Interlocal Funding Allocation</b>	\$0.00	\$0.00	\$0.00	\$3,847,918.00	\$307,833.00	\$0.00	\$0.00
<b>Amount Spent by Category</b>	\$0.00	\$0.00	\$0.00	\$3,345,477.03	\$130,352.80	\$0.00	\$0.00
<b>Remaining by Category</b>	\$0.00	\$0.00	\$0.00	\$502,440.97	\$177,480.20	\$0.00	\$0.00

**Funding / Expenditure Summary**

<b>Interlocal Agreement:</b>	\$4,155,751.00
<b>Minus Amount Spent:</b>	\$3,475,829.83
<b>Amount to be Returned for Future Use:</b>	<u>\$679,921.17</u>

**ID Miles:** DCWA0648, DCWA0656, DCWA0670

**Concur:**

*[Signature]* 6-23-16  
 Engineering/Finance/Accounting Date

**Accepted and Approved:**

*[Signature]* 6-30-16  
 For Public Works Director Date


## Project Audit Report

**Project:** RF.HEN24B13, Duck Creek, Sunset to Sandhill

**Status:** Open

**6/16/2016**

**Purchase Order - 4800006657 00010**



<u>Vendor</u>	<u>Invoice #</u>	<u>Invoice Date</u>	<u>Amount</u>	<u>WBS</u>	<u>Memo</u>
EAGLE VIEW CONTRACTORS	HEN2413#1	01/30/2015	51,835.25	RF.HEN24B13.3-1F - CONS	RF.HEN24B13.3-1F 1/30/15
EAGLE VIEW CONTRACTORS	HEN24B13#2	02/28/2015	261,117.65	RF.HEN24B13.3-1F - CONS	RF.HEN24B13.3-1F Period ending 2/28/15
EAGLE VIEW CONTRACTORS	HEN24B13#3	03/31/2015	97,584.10	RF.HEN24B13.3-1F - CONS	RF.HEN24B13.3-1F Period ending 3/31/2015
EAGLE VIEW CONTRACTORS	HEN24B13#4	05/04/2015	269,137.50	RF.HEN24B13.3-1F - CONS	RF.HEN24B13.3-1F Period ending 5/4/15
EAGLE VIEW CONTRACTORS	HEN24B13#5	05/30/2015	786,130.00	RF.HEN24B13.3-1F - CONS	RR.HEN24B13.3-1F Period ending May 2015
EAGLE VIEW CONTRACTORS	HEN24B13#6	06/30/2015	714,661.73	RF.HEN24B13.3-1F - CONS	RF.HEN24B13.3-1F Period ending 6/30/15
EAGLE VIEW CONTRACTORS	HEN24B13#7	07/31/2015	561,647.22	RF.HEN24B13.3-1F - CONS	RF.HEN24B13.3-1F
EAGLE VIEW CONTRACTORS	HEN24B13#8	08/31/2015	462,539.52	RF.HEN24B13.3-1F - CONS	RF.HEN24B13.3-1F P/E 8/31/15
EAGLE VIEW CONTRACTORS	HEN24B13#9	09/20/2015	67,381.00	RF.HEN24B13.3-1F - CONS	RF.HEN24B13.3-1F P/E 9/30/15
EAGLE VIEW CONTRACTORS	HEN24B13#10	11/19/2015	73,443.06	RF.HEN24B13.3-1F - CONS	RF.HEN24B13.3-1F
<b>WBS Total</b>			<b>\$3,345,477.03</b>		
<b>Purchase Order Total</b>			<b>\$3,345,477.03</b>		

**Purchase Order - 4800006666 00010**

<u>Vendor</u>	<u>Invoice #</u>	<u>Invoice Date</u>	<u>Amount</u>	<u>WBS</u>	<u>Memo</u>
CITY OF HENDERSON	MSC5022398	03/01/2015	6,118.34	RF.HEN24B13.2-3 - CENG	RF.HEN24B13.2-3 2/1/15 - 2/28/15
CITY OF HENDERSON	MSC5022641	04/01/2015	8,686.69	RF.HEN24B13.2-3 - CENG	RF.HEN24B13.2-3 3/1/15 - 3/31/15
CITY OF HENDERSON	MSC5022686	05/01/2015	16,027.09	RF.HEN24B13.2-3 - CENG	RF.HEN24B13.2-3 4/1/15 - 4/30/15




## Project Audit Report

**Project:** RF.HEN24B13, Duck Creek, Sunset to Sandhill

**Status:** Open

**6/16/2016**

**Purchase Order - 4800006666 00010**



<u>Vendor</u>	<u>Invoice #</u>	<u>Invoice Date</u>	<u>Amount</u>	<u>WBS</u>	<u>Memo</u>
CITY OF HENDERSON	MSC5022897	06/01/2015	19,639.60	RF.HEN24B13.2-3 - CENG	RF.HEN24B13.2-3 5/1/15 - 5/31/15
CITY OF HENDERSON	MSC5023005	06/30/2015	26,073.48	RF.HEN24B13.2-3 - CENG	RF.HEN24B13.2-3 6/1/15 - 6/31/15
CITY OF HENDERSON	MSC5023522	08/01/2015	18,717.00	RF.HEN24B13.2-3 - CENG	Period 7/2015
CITY OF HENDERSON	MSC5023560	09/01/2015	12,114.10	RF.HEN24B13.2-3 - CENG	Period 8/2015
CITY OF HENDERSON	MSC5023825	10/01/2015	12,700.99	RF.HEN24B13.2-3 - CENG	RF.HEN24B13.2-3 Period of 9/1/15 - 9/30/15
CITY OF HENDERSON	MSC5023947	11/01/2015	7,620.42	RF.HEN24B13.2-3 - CENG	RF.HEN24B13.2-3 Oct 2015
CITY OF HENDERSON	MSC5024100	12/01/2015	1,722.52	RF.HEN24B13.2-3 - CENG	Period 11/1/15-11/30/15
CITY OF HENDERSON	MSC5024445	01/01/2016	555.07	RF.HEN24B13.2-3 - CENG	Period 12/01/15 - 12/31/15
CITY OF HENDERSON	MSC5024459	02/01/2016	199.60	RF.HEN24B13.2-3 - CENG	Period 1/1/2016 - 1/31/2016
CITY OF HENDERSON	MSC5024911	03/01/2016	39.90	RF.HEN24B13.2-3 - CENG	Period 2/01/16 - 2/29/16
<b>WBS Total</b>			<b>\$130,214.80</b>		
<b>Purchase Order Total</b>			<b>\$130,214.80</b>		

## Purchase Order - none

<u>Vendor</u>	<u>Invoice #</u>	<u>Invoice Date</u>	<u>Amount</u>	<u>WBS</u>	<u>Memo</u>
AZTECH MATERIALS TESTING	12846	06/30/2015	138.00	RF.HEN24B13.2-3 - CENG	RF.HEN24B13.2-3 6/10/15 - 7/16/2015
<b>WBS Total</b>			<b>\$138.00</b>		
<b>Purchase Order Total</b>			<b>\$138.00</b>		


**Project Audit Report**

**Project:** RF.HEN24B13, Duck Creek, Sunset to Sandhill

**Status:** Open

**6/16/2016**

<b>Project Expense Total</b>	<u>\$3,475,829.83</u>
------------------------------	-----------------------



**CLARK COUNTY  
REGIONAL FLOOD CONTROL DISTRICT**

**AGENDA ITEM**

**SUBJECT:**

**REQUEST FOR PROPOSALS  
PREPARE A MASTER PLAN UPDATE FOR THE TOWN OF BUNKERVILLE AND THE  
CITY OF MESQUITE**

**RECOMMENDATION SUMMARY**

**STAFF:** Authorize the General Manager/Chief Engineer to solicit proposals, select a consultant and negotiate a contract for professional services.

**TECHNICAL ADVISORY:** Follow staff recommendation.

**CITIZENS ADVISORY:** Follow staff recommendation.

**RFCD AGENDA  
ITEM #08  
DATE: 08/11/16**

**CLARK COUNTY  
REGIONAL FLOOD CONTROL DISTRICT  
AGENDA ITEM**

**SUBJECT:**

MASTER PLAN UPDATES FOR THE TOWN OF BUNKERVILLE AND THE CITY OF MESQUITE

**PETITIONER:**

STEVEN C. PARRISH, P.E., GENERAL MANAGER/CHIEF ENGINEER

**RECOMMENDATION OF PETITIONER:**

AUTHORIZE THE GENERAL MANAGER/CHIEF ENGINEER TO ISSUE A REQUEST FOR PROPOSALS FROM INTERESTED AND QUALIFIED ENGINEERING FIRMS, SELECT A CONSULTANT, AND NEGOTIATE A CONTRACT FOR PROFESSIONAL SERVICES TO PREPARE MASTER PLAN UPDATES FOR THE TOWN OF BUNKERVILLE AND THE CITY OF MESQUITE (FOR POSSIBLE ACTION)

**FISCAL IMPACT:** None.

**BACKGROUND:**


The District is required by statute (NRS 543.596) to update the Master Plan at least once every five years. The Master Plans for the Town of Bunkerville and the City of Mesquite were last updated and adopted by the Board on September 13, 2012.

Funding for the Master Plan Updates for Bunkerville and Mesquite is included in the FY 16/17 budget approved by the Board on April 14, 2016. In order to take advantage of economies of scale and the savings that might be associated with the close proximity of these two planning areas to one another, staff requests that the Board authorize the General Manager/Chief Engineer to solicit proposals, select a consultant and negotiate a professional services contract to perform both Master Plan Updates for Bunkerville and Mesquite under one contract. Requesting proposals from consultants now will allow sufficient time to review and select a consultant to perform the work in FY 16/17 and have it completed and adopted within the time frame outlined in NRS 543.596.

TAC AGENDA ITEM #07 Date: 07/28/16	RFCD AGENDA ITEM # 08 Date: 08/11/16
CAC AGENDA ITEM #07 Date: 08/01/16	

It is expected that a professional services contract to perform the work will be before the Board in November 2016 and completion of the Master Plan Update for Bunkerville and Mesquite will be finalized and presented to the Board for adoption no later than November 2017. The RFP and draft Scope of Work is included in the agenda backup for your review.

Respectfully submitted,

  
Steven C. Parrish, P.E.  
General Manager/Chief Engineer

TAC AGENDA ITEM #07 Date: 07/28/16	RFCD AGENDA ITEM #08 Date: 08/11/16
CAC AGENDA ITEM #07 Date: 08/01/16	

072816 MPU-RFP-Bunkerville-Mesquite-item

Regional Flood Control District  
AGENDA ITEM DEVELOPMENT

<b>Staff Discussion:</b>	<b>Date:</b> 07/18/16
<b>MASTER PLAN UPDATES FOR THE TOWN OF BUNKERVILLE AND THE CITY OF MESQUITE</b>	
<p>The District is required by statute (NRS 543.596) to update the Master Plan at least once every five years. The Master Plans for the Town of Bunkerville and the City of Mesquite were last updated and adopted by the Board on September 13, 2012.</p> <p>Funding for the Master Plan Updates for Bunkerville and Mesquite is included in the FY 16/17 budget approved by the Board on April 14, 2016. In order to take advantage of economies of scale and the savings that might be associated with the close proximity of these two planning areas to one another, staff requests that the Board authorize the General Manager/Chief Engineer to solicit proposals, select a consultant and negotiate a professional services contract to perform both Master Plan Updates for Bunkerville and Mesquite under one contract. Requesting proposals from consultants now will allow sufficient time to review and select a consultant to perform the work in FY 16/17 and have it completed and adopted within the time frame outlined in NRS 543.596. It is expected that a professional services contract to perform the work will be before the Board in November 2016 and completion of the Master Plan Update for Bunkerville and Mesquite will be finalized and presented to the Board for adoption no later than November 2017. The RFP and draft Scope of Work is included in the agenda backup for your review.</p>	
<b>Staff Recommendation:</b>	
Authorize the General Manager/Chief Engineer to solicit proposals, select a consultant and negotiate a contract for professional services.	
<b>Discussion by Technical Advisory Committee:</b>	<b>AGENDA</b> #07 Date: 07/28/16
<b>Recommendation:</b>	
Follow staff recommendation.	
<b>Discussion by Citizens Advisory Committee:</b>	<b>AGENDA</b> #07 Date: 08/01/16
<b>Recommendation:</b>	
Follow staff recommendation.	

**TO: ALL INTERESTED ENGINEERING FIRMS**

**FROM: STEVEN C. PARRISH, P.E.**  
**GENERAL MANAGER/CHIEF ENGINEER**

**SUBJECT: REQUEST FOR PROPOSALS TO PREPARE A MASTER PLAN  
UPDATE FOR THE TOWN OF BUNKERVILLE AND THE CITY OF  
MESQUITE**

**DATE: AUGUST 11, 2016**

***ADVERTISEMENT NOTICE***

**CLARK COUNTY REGIONAL FLOOD CONTROL DISTRICT  
REQUEST FOR PROPOSALS  
TO PREPARE A MASTER PLAN UPDATE FOR THE TOWN OF BUNKERVILLE  
AND THE CITY OF MESQUITE**

The Clark County Regional Flood Control District is requesting proposals from engineering firms desiring to provide consulting services to prepare Master Plan Updates for the Town of Bunkerville and the City of Mesquite.

Interested consulting firms may obtain a proposal package which details format requirements from the Regional Flood Control District Office at 600 S. Grand Central Parkway, Suite 300, Las Vegas, Nevada, 89106, or download at [www.ccrfcd.org](http://www.ccrfcd.org). Proposals will be received up to the hour of 4:00 p.m., prevailing local time, on September 1, 2016. **LATE SUBMITTALS WILL NOT BE ACCEPTED!**

***PROJECT DESCRIPTION***

The Town of Bunkerville is located on the Virgin River, south of the City of Mesquite, approximately ninety miles northeast of Las Vegas on Interstate Highway 15. The presently adopted Master Plan includes a detention/conveyance system. The Windmill Wash Detention Basin and Jesse Waite Diversion were completed in 1999, and are currently under design for expansion. The outfall for the Windmill Wash Detention Basin was completed in 2007. This update will include verification of existing watershed conditions and recommendations for other flood control facilities that may be required, including flows in the Virgin River. Alternatives and final recommendations will be developed through close coordination with the District, Clark County Public Works, Comprehensive Planning and Town Services, and the

Bunkerville Town Advisory Board.

The City of Mesquite is located on the north bank Virgin River approximately ninety miles northeast of Las Vegas on Interstate Highway 15. The presently adopted Master Plan includes systems of detention basins, channels, and culverts on three watersheds (Pulsipher, Abbott and Town Washes). The City of Mesquite is growing and nearby Lincoln County has shown signs of development potential. The project will include updating land use assumptions, existing structures inventory, and developing recommendations for other flood control facilities that may be required, including flows in the Virgin River. Alternatives and final recommendations will be developed through close coordination with the District, Comprehensive Planning and Town Services, and the City of Mesquite Department of Public Works and City Council.

### ***FORMAT REQUIREMENTS***

Interested consulting firms are requested to submit five (5) copies of their proposal. The proposals will be received up to the hour of 4:00 p.m., prevailing local time, on September 1, 2016 at the District offices located at 600 S. Grand Central Parkway, Suite 300, Las Vegas, NV 89106. Submittals must be clearly labeled "ATTENTION: Bunkerville/Mesquite MPU - Proposal to Provide Services". Please direct any questions you might have to Andrew Trelease, at 702-685-0000.

Proposals must follow the format prescribed below to be considered for evaluation.

Part 1. Cover letter (One page)

Part 2. Up to five (5) pages of standard typewritten text is allowed to describe what talents, skills, experience, expertise and equipment the consultant has to offer with respect to flood control planning. The discussion should include a summary of project understanding, proposed approach and descriptions of past performance in management, cost control, timely performance and thoroughness of work on similar projects.

Part 3. Organizational Chart

Part 4. Resumes of key personnel

Part 5. Flood Control - Statement of Qualifications (Forms Attached). Item 13, flood control experience, will be reviewed for demonstration of experience with flood control



planning and engineering.

Part 6. Corporate brochures may be attached to the Proposal (Optional).

Proposals will be evaluated based on demonstration of the following:

- Understanding of the factors involved in preparation and coordination of a flood control master plan in general and specifically as it applies to major flood control improvements.
- Ability to coordinate and schedule the work with local, regional, and Federal agencies, advisory boards, commissions and councils.
- Experience in preparation of a flood control master plan and the ability to compile information and perform the appropriate engineering analyses.
- Experience (and availability) of key personnel in preparation of a flood control master plan.
- Past technical and project management performance on similar projects.

Submittals WILL be disqualified from evaluation for the following reasons:

- Submittals received after the deadline specified in the *Advertisement Notice*. THERE WILL BE NO EXCEPTIONS TO THIS DEADLINE.
- Failure to follow the format outline above.
- Failure to demonstrate that the firm has a Nevada registered professional engineer in direct responsible supervision of the work to be performed (NRS 625.240).

This Request for Proposals does not commit the Clark County Regional Flood Control District to pay any costs incurred in the submittal of your Proposal. This Request for Proposals does not commit the Clark County Regional Flood Control District to procure or contract respondent's services. The Clark County Regional Flood Control District reserves the right to reject any or all firms if deemed to be in the best interest of the District.

---

Steven C. Parrish, P. E.  
General Manager/Chief Engineer  
Clark County Regional Flood Control District

---

DATE

### Tentative Schedule

July 28, 2016 (Thursday)	RFP request to TAC
August 11, 2016 (Thursday)	RFP request to Board
August 11, 2016 (Thursday)	Issue RFP
<b><i>Three Weeks</i></b>	
September 1, 2016 (Thursday)	Receive proposals
<b><i>Two weeks</i></b>	Rank Proposals
September 15, 2016 (Thursday)	Select respondents for oral interview (short list) ( <i>Optional</i> )
<b><i>1.5 weeks</i></b>	
September 26, 2016 (Monday)	Hold Interviews ( <i>Optional</i> )
September 29, 2016 (Thursday)	Notify selected consultant
<b><i>Two weeks</i></b>	
October 14, 2016 (Friday)	Negotiate Contract
October 27, 2016 (Thursday)	Consultant Contract to TAC
November 10, 2016 (Thursday)	Consultant Contract to Board, NTP

**MASTER PLAN UPDATE  
TOWN OF BUNKERVILLE and CITY OF MESQUITE**

**DRAFT  
SCOPE OF WORK**

**PROJECT DESCRIPTION**

The Clark County Regional Flood Control District is responsible for developing comprehensive flood control master plans for the planning areas within Clark County. The District is also required by statute (NRS 543.596) to update Master Plans at least once every five years. The Master Plans for the Town of Bunkerville and the City of Mesquite were originally included in the county-wide Master Plan in 1986, and were last updated and adopted by the Board on September 13, 2012.

The Town of Bunkerville is located on the Virgin River, south of the City of Mesquite, approximately ninety miles northeast of Las Vegas on Interstate Highway 15. The presently adopted Master Plan includes a detention/conveyance system. The Windmill Wash Detention Basin and Jesse Waite Diversion were completed in 1999, and are currently under design for expansion. The outfall for the Windmill Wash Detention Basin was completed in 2007. This update will include verification of existing watershed conditions and recommendations for other flood control facilities that may be required, including flows in the Virgin River. Alternatives and final recommendations will be developed through close coordination with the District, Clark County Public Works, Comprehensive Planning and Town Services, and the Bunkerville Town Advisory Board.

The City of Mesquite is located on the north bank Virgin River approximately ninety miles northeast of Las Vegas on Interstate Highway 15. The presently adopted Master Plan includes systems of detention basins, channels, and culverts on three watersheds (Pulsipher, Abbott and Town Washes). The City of Mesquite is growing and nearby Lincoln County has shown signs of development potential. The project will include updating land use assumptions, existing structures inventory, and developing recommendations for other flood control facilities that may be required, including flows in the Virgin River. Alternatives and final recommendations will be developed through close coordination with the District, Comprehensive Planning and Town Services, and the City of Mesquite Department of Public Works and City Council.

## **TASK A -- RECONNAISSANCE**

The reconnaissance task will be performed to establish the background information required to update the CCRFCD Master Plans for the Town of Bunkerville and the City of Mesquite as adopted by the Board on September 13, 2012. Flood hazards associated with the Virgin River will also be addressed.

### **TASK A1. DATA COLLECTION AND REVIEW**

The consultant will collect and review available pertinent data from the Town of Bunkerville, Clark County, City of Mesquite, the CCRFCD, and other outside sources. Data to be collected and reviewed will include, but not necessarily limited to:

- CCRFCD Master Plans
- Right-of-way and land ownership information
- Land use and planning information
- Historical flooding information
- Existing hydrologic and hydraulic reports
- As-built plans for existing structures
- FEMA flood hazard boundary maps and revisions
- Soil Survey data

### **TASK A2. UPDATE THE INVENTORY OF EXISTING FACILITIES**

The existing inventory of drainage structures will be reviewed and revised using as-built plans and field reconnaissance. Approximate capacities will be estimated for each structure larger than 36 inches in diameter using standard methods described in the CCRFCD *Hydrologic Criteria and Drainage Design Manual* and the Federal Highway Administration (FHWA) *Hydraulic Design Series Number 5*.

## **TASK B -- HYDROLOGIC AND HYDRAULIC ANALYSES**

The existing hydrologic models presented in the effective Master Plans will be reviewed and revised as necessary. Changing land use assumptions and verification of soil types will be of particular importance. The methods and procedures will be consistent with the currently effective CCRFCD *Hydrologic Criteria and Drainage Design Manual*.

### **TASK B1. FIELD RECONNAISSANCE**

A field reconnaissance of the watersheds will be conducted to verify and evaluate soil conditions, vegetation types and densities, natural channel geometries, level of development, and other modeling parameters. All selected modeling techniques and parameters will be coordinated with CCRFCD staff prior to finalizing the model.

## **TASK B2. HYDROLOGY**

A review of the existing CCRFCD Master Plan Hydrologic models will be performed and appropriate modifications will be made. The most current version of the USCOE's HEC-1 computer program will be used to develop an updated hydrologic model for the watersheds. Using appropriate hydrologic judgment, sub-basins will be identified that provide reasonable representations of watershed conditions. Specific techniques to be used in this study will be those defined in CCRFCD's *Hydrologic Criteria and Drainage Design Manual* as revised, or as approved by CCRFCD staff.

Future condition models will be developed based on the assumption that all developable land within the planning areas is developed and that all other areas remain natural. The final models will be compared with previous studies and available regional data for reasonableness, but will not be calibrated to gage data.

No submittal to or additional coordination with FEMA is proposed. No hydrologic analysis of the Virgin River is proposed.

## **TASK B3. HYDRAULICS**

Appropriate models and methods will be used to estimate the hydraulic capacities of the existing structures. Virgin River flood hazards will be summarized based on the current FIS and information gained during recent floods along the Virgin River. The flood hazards will be described in the report.

## **TASK B4. SEDIMENTATION**

An estimate of the sediment storage requirement will be made for each flood control alternative as a function of the contributing watershed area. Selection of an appropriate method for estimating sediment impacts will be coordinated with the District, Clark County, and the City of Mesquite.

## **TASK C -- PLAN FORMULATION AND EVALUATION**

Facilities recommended in the existing Master Plans will be reviewed for current feasibility considering the results of the previous tasks. Additional alternatives will be developed, where appropriate, through close coordination with all affected entities. Approximate size, depth, storage, configuration, and conceptual costs will be estimated for each alternative. Each alternative will be modeled using the HEC-1 model developed in Task B2 and the models from Task B3. Conceptual mitigation alternatives for Virgin River flood hazards will be addressed. The alternatives will be reviewed with CCRFCD staff, Clark County, and the City of Mesquite.

The alternatives will be evaluated based on cost effectiveness, land use impacts, phasing capabilities, and identified environmental impacts. No environmental assessment is included in this scope. Cost opinions will be based on local data where available and will include:

- Construction costs
- Right-of-way acquisition costs
- Estimated environmental mitigation costs

## **TASK D – PROCESS AND DELIVERABLES**

### **TASK D1. REPORT PREPARATION**

Draft and final Master Plan Update Reports will be prepared to present the result of Tasks A, B, and C for each of the planning areas. The reports will include descriptions of the recommended alternatives, including right-of-way and operation and maintenance requirements, known utility conflicts, a cost opinion, and recommended construction sequence. Copies of each draft report and technical appendices will be submitted for distribution for review by the District, Clark County, the Town of Bunkerville, and the City of Mesquite. Copies of each final report and technical appendices will be provided to the District. The report and appendices will present the following:

- Inventory of existing facilities
- Soils data
- Watershed delineation map
- Description and schematic plans of alternatives
- Known environmental constraints
- Cost estimates
- Description of the recommended plan
- Recommendations for priority and phasing of improvements

Presentation graphics will be prepared from currently available topographical and aerial mapping. Current rectified aerial photography will be provided. Color figures will be used in the final report where appropriate.


### **TASK D2. PROJECT MANAGEMENT**

Periodic coordination meetings will be held with a planning committee formed by the affected entities and other interested parties identified by the District. Progress reports and meeting minutes will be provided at each meeting. This task also includes project "kick-off", intermediate, and final recommendation presentations to all affected Town Boards, City Councils, and governmental entities.

### **TASK D3. DIGITAL DATA**

All text, spread sheets, computer models, graphics, etc. will be delivered to the District in a digital format acceptable to the District. GIS data format will be coordinated with the District.

**REGIONAL FLOOD  
CONTROL DISTRICT**



**FLOOD CONTROL  
STATEMENT OF QUALIFICATIONS**

Regional Flood Control District  
600 S. Grand Central Parkway, Suite 300  
Las Vegas, NV 89106-4511  
(702) 685-0000

Date \_\_\_\_/\_\_\_\_/\_\_\_\_

Firm's Name: \_\_\_\_\_

**1. Local Office Information**

Address: \_\_\_\_\_

Telephone Number: (\_\_\_\_) \_\_\_\_\_

Number of Employees who are Clark County Residents: \_\_\_\_\_

**2. Corporate Office Information**

Address: \_\_\_\_\_

Year Firm Established: \_\_\_\_\_

Number of Employees: \_\_\_\_\_

**3. List locations of other offices (no more than five):**

Address	Telephone	No. of Personnel
a. _____	_____	_____
b. _____	_____	_____
c. _____	_____	_____
d. _____	_____	_____
e. _____	_____	_____

**4. Office where the majority of this work will be performed:** \_\_\_\_\_

**5. Principals (2):**

Name	Title	Telephone Number
_____	_____	_____
_____	_____	_____



6. Professional Engineers resident on staff to be in direct responsible supervision of work (3):

Name	Title	NV Registration	Telephone Number
------	-------	-----------------	------------------


7. Errors and omissions insurance

Carrier's name and address: \_\_\_\_\_

Amount your firm presently carries: \$ \_\_\_\_\_

If no insurance, state other arrangements: \_\_\_\_\_

\_\_\_\_\_

8. Number of projects your firm is currently working on and has worked on in the last five years as indicated:

	Current/Active	Last 5 Years
Public/Government	_____	_____
Commercial	_____	_____
Residential	_____	_____
Other	_____	_____

9. Present and past CCRFCD funded project history:

Project Name	Lead Entity	Consultant Contract Amount
_____	_____	\$ _____
_____	_____	\$ _____
_____	_____	\$ _____
_____	_____	\$ _____
_____	_____	\$ _____
_____	_____	\$ _____
_____	_____	\$ _____
_____	_____	\$ _____
_____	_____	\$ _____
_____	_____	\$ _____
<b>TOTAL</b>		\$ _____

10. List all professional engineers envisioned to participate in the performance of the work. If consultant team has been formed, note firm name.

Name	Title	Nevada Registration Number	<u>Years With</u>		Clark County Resident Y/N	Percent of Time Available for This Project	Comments
			Local Office	Firm			

11. List all technical staff envisioned to participate in the performance of the work. If consultant team has been formed, note firm name.

Name	Title	Nevada Registration Number	<u>Years With</u>		Clark County Resident Y/N	Percent of Time Available for This Project	Comments
			Local Office	Firm			

12. List subconsultants envisioned to be used.

Firm Name/Address	Contact Person	Telephone Number	Firm's Area of Expertise

13. List firm's (and consultant team's) experience for up to last ten years in flood control design and planning studies and use of GIS and/or related automated mapping/database tools:

Project Name	<b>Project Description:</b> 1. List location and owner of project 2. List any special features or function of project 3. List name of engineer in charge of project	Describe Services Rendered	Total Fees Earned	Total Project Costs

**CLARK COUNTY  
REGIONAL FLOOD CONTROL DISTRICT**

**AGENDA ITEM**

**SUBJECT:**

**MAINTENANCE WORK PROGRAM  
FISCAL YEAR 2015-16 FOURTH QUARTER STATUS REPORTS**

**RECOMMENDATION SUMMARY**

**STAFF:** Accept the reports.

**TECHNICAL ADVISORY:** To be heard at the August 25, 2016 meeting.

**CITIZENS ADVISORY:** To be heard at the August 29, 2016 meeting.

**RFCD AGENDA  
ITEM #09  
DATE: 08/11/16**

CLARK COUNTY  
REGIONAL FLOOD CONTROL DISTRICT  
AGENDA ITEM

**SUBJECT:**

MAINTENANCE WORK PROGRAM (MWP) – FOURTH QUARTER FISCAL YEAR 2015-16 STATUS REPORTS

**PETITIONER:**

STEVEN C. PARRISH, P.E., GENERAL MANAGER/CHIEF ENGINEER

**RECOMMENDATION OF PETITIONER:**

THAT THE BOARD ACCEPT THE MAINTENANCE WORK PROGRAM FOURTH QUARTER FISCAL YEAR 2015-16 STATUS REPORTS AS SUBMITTED BY THE ENTITIES (FOR POSSIBLE ACTION)


**FISCAL IMPACT:** None.

**BACKGROUND:** In accordance with the Board's direction, the entities have submitted the Fourth Quarter Status Reports for the FY 2015-16 Maintenance Work Program (MWP). The reports indicate the status of work completed under the program through June 30, 2016, although the figures below represent only those expenses which have been submitted to the District for payment.

Below is a summary, by entity, of the Fourth Quarter Maintenance Work Program expenditures and the funding balance available by each Interlocal Contract for Fiscal Year 2015-16.

	FY 2015-16 Budget	Amount Spent	Funds Available
Boulder City	\$ 300,000.00	\$ 181,898.84	\$ 118,101.16
Clark County	4,248,900.00	2,114,064.65	2,134,835.35
Henderson	718,250.00	431,571.46	286,678.54
Las Vegas	4,625,000.00	358,434.14	4,266,565.86
Mesquite	697,700.00	536,150.87	161,549.13
North Las Vegas	1,717,500.00	1,258,410.97	459,089.03
Totals	\$12,307,350.00	\$4,880,530.93	\$7,426,819.07

Respectfully submitted,



Steven C. Parrish, P.E.  
General Manager/Chief Engineer

TAC AGENDA ITEM # Date: 08/25/16	RFCD AGENDA ITEM #09 Date: 08/11/16
CAC AGENDA ITEM # Date: 08/29/16	

Regional Flood Control District  
AGENDA ITEM DEVELOPMENT

**Staff Discussion:**

Date: 08/01/16

**MAINTENANCE WORK PROGRAM**

**FOURTH QUARTER FISCAL YEAR 2015-16 STATUS REPORTS**

In accordance with the Board's direction, the entities have submitted the Fourth Quarter Status Reports for the FY 2015-16 Maintenance Work Program (MWP). The reports indicate the status of work completed under the program through June 30, 2016, although the figures below represent only those expenses which have been submitted to the District for payment.

Below is a summary, by entity, of the Fourth Quarter Maintenance Work Program expenditures and the funding balance available by each Interlocal Contract for Fiscal Year 2015-16.

	FY 2015-16 Budget	Amount Spent	Funds Available
Boulder City	\$ 300,000.00	\$ 181,898.84	\$ 118,101.16
Clark County	4,248,900.00	2,114,064.65	2,134,835.35
Henderson	718,250.00	431,571.46	286,678.54
Las Vegas	4,625,000.00	358,434.14	4,266,565.86
Mesquite	697,700.00	536,150.87	161,549.13
North Las Vegas	1,717,500.00	1,258,410.97	459,089.03
Totals	\$12,307,350.00	\$4,880,530.93	\$7,426,819.07

**Staff Recommendation:**

Accept the reports.

**Discussion by Technical Advisory Committee:**

AGENDA  
# Date: 08/25/16

**Recommendation:**

**Discussion by Citizens Advisory Committee:**

AGENDA  
# Date: 08/29/16

**Recommendation:**



REGIONAL FLOOD CONTROL DISTRICT  
MAINTENANCE WORK PROGRAM  
QUARTERLY STATUS REPORT FY 2015-2016

MWP Facility #: **BC01**

Facility Name: **Hemenway Watershed**

Entity: **City of Boulder City**

Date Prepared: \_\_\_\_\_

Quarter: **4th**

MP Facility ID: **HMFL** - 0000, **HMKY** - 0000, 0019, **HMLM** - 0000, 0001, 0002, 0003, 0025, 0027, 0040, 0044, 0064, 0065, 0066, 0077, 0080, 0081, 0082, 0085, 0096, **HMLV** - 0000, 0001, 0003, 0005, 0006, 0018, 0019, 0031, 0055, 0060, 0065, **HMNH** - 0000, 0001, **HMPC** - 0000, 0011, 0018, 0026, **HMRB** - 0000, **HMTH** - 0000, 0025, 0026, 0027, 0033, 0034, 0040, 0041, 0054, 0064, 0076, **HMLV** - 0000, 0001, 0002, 0003, 0004, 0015, 0022, 0027, 0028, 0030, 0041, 0042, 0058, 0064, 0065, 0066, 0074, 0088, **HMWA** - 0000, 0004, 005, 0012, 0013, 0068, 0069, 0103, 0104, 0105, 0126, 0127, 0147, 0148, 0154, 0155, 0156, 0157, 0158, 0160, 0172, 0173, 0175, 0176, 0178, 0181, 0182, 0184, 0185

Force Account/ Contract	Activity	Approved Work Plan Amount (\$)	Amended Work Plan Amount (\$)	Expended To Date (\$)	Percent Complete	Scheduled Completion Date
	3 Facility Assessment and Inventory	\$ 500.00	1.00	0.00	0%	Jun-16
	5 Inspect Channels	1,000.00	1.00	0.00	0%	Jun-16
	6 Inspect Levees/Detention and Debris Basins	500.00	1.00	0.00	0%	Jun-16
	8 Species Survey and Removal	0.00	0.00	0.00	0%	Jun-16
	10 Clean and Reshape Channels/Levees	17,000.00	3,000.00	2,573.85	86%	Jun-16
	15 Repair Lined Channel	5,000.00	25,000.00	23,620.80	94%	Jun-16
	20 Erosion Control and Repair	7,950.00	10,000.00	9,412.72	94%	Jun-16
	21 Provide/Maintain Dust Control	500.00	800.00	755.46	94%	Jun-16
	25 Clean Detention Debris Basins	5,000.00	33,000.00	31,546.04	96%	Jun-16
	35 Fence Repair	1,000.00	1.00	0.00	0%	Jun-16
	40 Vegetation Control - Chemical	3,000.00	6,000.00	5,122.46	85%	Jun-16
	45 Vegetation Control - Mechanical	33,000.00	42,558.00	40,871.51	96%	Jun-16
	50 Maintain Access Road	2,000.00	16,000.00	15,228.00	95%	Jun-16
	55 Clean & Inspect Inlet/Outlet Structures	3,000.00	3,000.00	2,296.23	77%	Jun-16
	60 Repair Inlet/Outlet Structures	5,000.00	1.00	0.00	0%	Jun-16
	65 Clean Storm Sewer Lines	1,000.00	1.00	0.00	0%	Jun-16
	70 Storm Sewer Repair	-	0.00	0.00	0%	Jun-16
	75 Clean/Flush Culverts & Bridges	2,200.00	1.00	0.00	0%	Jun-16
	80 Miscellaneous Work Activities	11,500.00	37,000.00	34,907.21	94%	Jun-16
	85 Engineering	1,500.00	80,000.00	76,008.00	95%	Jun-16
	<b>TOTALS</b>	<b>\$100,650.00</b>	<b>\$256,365.00</b>	<b>\$242,342.28</b>	<b>95%</b>	

Delays or problem areas:

Work completed during current quarter:


Work to be completed during next quarter:

Consultant/

Contractor:

Project

Manager:



Phone Number:

702-303-3008

REGIONAL FLOOD CONTROL DISTRICT  
MAINTENANCE WORK PROGRAM  
QUARTERLY STATUS REPORT FY 2015-2016

MWP Facility #: **BC02**

Facility Name: **Georgia/Buchanan Watershed**

MP Facility ID: **GBAP - 0000, 0001, 0047, 0048, 0049, 0087, 0114, GBBC - 0001, 0002, 0003, 0030, 0031, 0047, 0048, 0062, 0063, 0108, 0109, 0110, 0146, 0148, 0149, 0150, 0151, 0152, 0153, 0172, GBCM - 0000, 0004, 0011, GBGR - 0000, 0001, 0002, 0036, 0040, 0100, 0111, 0112, 0130, 0131, 0188, 0203, 0215, 0217**

Entity: **City of Boulder City**

Date Prepared: \_\_\_\_\_

Quarter: **4th**

Force Account/ Contract	Activity	Approved Work Plan Amount (\$)	Amended Work Plan Amount (\$)	Expended To Date (\$)	Percent Complete	Scheduled Completion Date
	3 Facility Assessment and Inventory	\$ 500.00	1.00	0.00	0%	Jun-16
	5 Inspect Channels	500.00	1.00	0.00	0%	Jun-16
	6 Inspect Levees/Detention and Debris Basins	-	-	0.00	0%	Jun-16
	8 Species Survey and Removal	-	-	0.00	0%	Jun-16
	10 Clean and Reshape Channels/Levees	20,000.00	3,500.00	2,605.82	74%	Jun-16
	15 Repair Lined Channel	12,000.00	1.00	0.00	0%	Jun-16
	20 Erosion Control and Repair	15,000.00	1,000.00	600.93	60%	Jun-16
	21 Provide/Maintain Dust Control	1,000.00	1.00	0.00	0%	Jun-16
	25 Clean Detention Debris Basins	-	-	0.00	0%	Jun-16
	35 Fence Repair	2,000.00	1.00	0.00	0%	Jun-16
	40 Vegetation Control - Chemical	3,000.00	1.00	0.00	0%	Jun-16
	45 Vegetation Control - Mechanical	10,000.00	7,000.00	5,878.70	84%	Jun-16
	50 Maintain Access Road	500.00	1.00	0.00	0%	Jun-16
	55 Clean & Inspect Inlet/Outlet Structures	5,000.00	3,000.00	2,578.53	86%	Jun-16
	60 Repair Inlet/Outlet Structures	9,000.00	1.00	0.00	0%	Jun-16
	65 Clean Storm Sewer Lines	1,000.00	1.00	0.00	0%	Jun-16
	70 Storm Sewer Repair	2,000.00	1.00	0.00	0%	Jun-16
	75 Clean/Flush Culverts & Bridges	3,000.00	1.00	0.00	0%	Jun-16
	80 Miscellaneous Work Activities	3,000.00	2,500.00	2,313.75	93%	Jun-16
	85 Engineering	2,000.00	1.00	0.00	0%	Jun-16
	<b>TOTALS</b>	<b>\$89,500.00</b>	<b>\$17,012.00</b>	<b>\$13,977.73</b>	<b>82%</b>	


Delays or problem areas:

Work completed during current quarter:

Work to be completed during next quarter:

Consultant/  
Contractor:  
Project

Manager:



Phone Number:

702-303-3008

REGIONAL FLOOD CONTROL DISTRICT  
MAINTENANCE WORK PROGRAM  
QUARTERLY STATUS REPORT FY 2015-2016

MWP Facility #: **BC03**

Facility Name: **North Railroad Watershed**

MP Facility ID: **NRBL - 0000, 0091, 0092, 0093, 0094, 0095, 0096, NRCN - 0000, NRIN - 0000, 0003, 0004, 0013, 0017, 0025, 0030, 0031, 0032, 0038, 0040, 0044, 0052, 0053, 0055, 0056, 0063, 0064, 0065, 0066, 0067, 0068, 0069, 0070, 0071, 0087, 0135, NRRR 0000, 0049, 0050, 0089,**

Entity: **City of Boulder City**

Date Prepared: \_\_\_\_\_

Quarter: **4th**

Force Account/ Contract	Activity	Approved Work Plan Amount (\$)	Amended Work Plan Amount (\$)	Expended To Date (\$)	Percent Complete	Scheduled Completion Date
	3 Facility Assessment and Inventory	\$ 150.00	1.00	0.00	0%	Jun-16
	5 Inspect Channels	\$ 150.00	1.00	0.00	0%	Jun-16
	6 Inspect Levees/Detention and Debris Basins	\$ 150.00	1.00	0.00	0%	Jun-16
	8 Species Survey and Removal		-	0.00	0%	Jun-16
	10 Clean and Reshape Channels/Levees	2,200.00	1,500.00	1,219.57	81%	Jun-16
	15 Repair Lined Channel	250.00	1.00	0.00	0%	Jun-16
	20 Erosion Control and Repair	10,000.00	1.00	0.00	0%	Jun-16
	21 Provide/Maintain Dust Control	250.00	1.00	0.00	0%	Jun-16
	25 Clean Detention Debris Basins	50,800.00	500.00	242.68	49%	Jun-16
	35 Fence Repair	150.00	1.00	0.00	0%	Jun-16
	40 Vegetation Control - Chemical		-	0.00	0%	Jun-16
	45 Vegetation Control - Mechanical	150.00	3,000.00	2,498.49	83%	Jun-16
	50 Maintain Access Road	150.00	1.00	0.00	0%	Jun-16
	55 Clean & Inspect Inlet/Outlet Structures	400.00	1,400.00	1,337.59	96%	Jun-16
	60 Repair Inlet/Outlet Structures	500.00	1.00	0.00	0%	Jun-16
	65 Clean Storm Sewer Lines	500.00	1.00	0.00	0%	Jun-16
	70 Storm Sewer Repair		-	0.00	0%	Jun-16
	75 Clean/Flush Culverts & Bridges	500.00	1.00	0.00	0%	Jun-16
	80 Miscellaneous Work Activities	8,500.00	1.00	0.00	0%	Jun-16
	85 Engineering	50.00	700.00	616.25	88%	Jun-16
	<b>TOTALS</b>	<b>\$74,850.00</b>	<b>\$7,112.00</b>	<b>\$5,914.59</b>	<b>83%</b>	

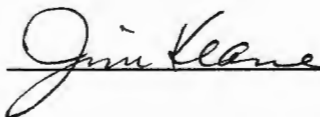
Delays or problem areas:

Work completed during current quarter:

Work to be completed during next quarter:

Consultant/  
Contractor:  
Project

Manager:



Phone Number: 702-303-3008

REGIONAL FLOOD CONTROL DISTRICT  
MAINTENANCE WORK PROGRAM  
QUARTERLY STATUS REPORT FY 2015-2016

MWP Facility #: **BC04**

Facility Name: **West Airport Watershed**

MP Facility ID: **WAAD - 0000, 0043, 0046, 0063, 0064, 0085, 0086, 0094, 0106, 0122,  
WAAP - 0111, 0171, WADD - 0167, WAGN - 0000, 0015, 0020, WAGR -  
0000, 0034, WARM - 0000,**

Entity: **City of Boulder City**

Date Prepared: \_\_\_\_\_

Quarter: **4th**

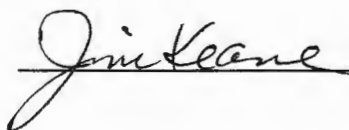
Force Account/ Contract	Activity	Approved Work Plan Amount (\$)	Amended Work Plan Amount (\$)	Expended To Date (\$)	Percent Complete	Scheduled Completion Date
	3 Facility Assessment and Inventory	\$ 500.00	1.00	0.00	0%	Jun-16
	5 Inspect Channels	500.00	1.00	0.00	0%	Jun-16
	6 Inspect Levees/Detention and Debris Basins	0.00	-	0.00	0%	Jun-16
	8 Species Survey and Removal	0.00	-	0.00	0%	Jun-16
	10 Clean and Reshape Channels/Levees	1,000.00	2,000.00	1,405.93	0%	Jun-16
	15 Repair Lined Channel	500.00	1.00	0.00	0%	Jun-16
	20 Erosion Control and Repair	13,500.00	7,500.00	5,966.33	80%	Jun-16
	21 Provide/Maintain Dust Control	500.00	1.00	0.00	0%	Jun-16
	25 Clean Detention Debris Basins	500.00	1.00	0.00	0%	Jun-16
	35 Fence Repair	500.00	1.00	0.00	0%	Jun-16
	40 Vegetation Control - Chemical	1,000.00	1.00	0.00	0%	Jun-16
	45 Vegetation Control - Mechanical	5,000.00	4,500.00	3,017.37	67%	Jun-16
	50 Maintain Access Road	4,000.00	1.00	0.00	0%	Jun-16
	55 Clean & Inspect Inlet/Outlet Structures	1,500.00	2,500.00	2,126.37	85%	Jun-16
	60 Repair Inlet/Outlet Structures	1,500.00	1.00	0.00	0%	Jun-16
	65 Clean Storm Sewer Lines	0.00	-	0.00	0%	Jun-16
	70 Storm Sewer Repair	0.00	-	0.00	0%	Jun-16
	75 Clean/Flush Culverts & Bridges	2,000.00	1.00	0.00	0%	Jun-16
	80 Miscellaneous Work Activities	2,000.00	3,000.00	769.99	0%	Jun-16
	85 Engineering	500.00	1.00	0.00	0%	Jun-16
	<b>TOTALS</b>	<b>\$35,000.00</b>	<b>\$19,511.00</b>	<b>\$13,285.99</b>	<b>68%</b>	

Delays or problem areas:

Work completed during current quarter:

Work to be completed during next quarter:

Consultant/  
Contractor:  
Project  
Manager:



Phone Number: 702-303-3008

**REGIONAL FLOOD CONTROL DISTRICT  
MAINTENANCE WORK PROGRAM  
QUARTERLY STATUS REPORT - FY 2015 - 2016**

MWP Facility #: CC 01  
 Facility Name: Flamingo Wash  
 MP Facility ID: RRWA 0000-0777; RRHU 0000-0129; FLF2 0000-0137  
 MP Facility ID: FLWA 0000-1443; FLTR 0000-0341; FLDN 0000-0160  
 MP Facility ID: FLBF 0046-0328; FLJO 0000-0076; FLFA 0000-0037  
 MP Facility ID: FLSM 0000-0180; FLDR 0000-0179; FLFL 0000-0147  
 MP Facility ID: FLDI 0000-0105; RRR4 0000-0160; FLVV 0000-0090  
 MP Facility ID: FLF4 0000-0058; FLF1 0000-0304  
 MP Facility ID: FLRO 0000; RRFA 0000-0083; RRNN 0000-0022  
 MP Facility ID: RRNA 0000-0097; RRNS 0000-0010

Entity: CLARK COUNTY  
 Date Prepared: 7/21/2016  
 Quarter: 4th QTR

Force Account/ Contract	Activity	Approved Work Plan Amount (\$)	Amended Work Plan Amount (\$)	Expended To Date (\$)	Percent Complete	Scheduled Completion Date
	3 Facility Assessment and Inventory	\$15,000.00	\$15,000.00	\$3,125.37		
	5 Inspect Channels	\$5,000.00	\$15,000.00	\$14,590.92		
	6 Inspect Levees, Deten/Debris Basins	\$8,900.00	\$29,300.00	\$29,216.42		
	8 Species Survey and Removal	\$0.00	\$0.00	\$0.00		
	10 Clean and Reshape Channels/Levees	\$40,000.00	\$171,000.00	\$170,529.62		
	15 Repair Lined Channel	\$10,000.00	\$730,000.00	\$711,750.00		
	20 Erosion Control and Repair	\$10,000.00	\$10,000.00	\$0.00		
	21 Provide/Maintain Dust Control	\$150,000.00	\$65,000.00	\$0.00		
	25 Clean Detention/Debris Basins	\$400,000.00	\$25,000.00	\$2,115.21		
	35 Fence Repair	\$20,000.00	\$20,000.00	\$14,427.19		
	40 Vegetation Control - Chemical	\$20,000.00	\$20,000.00	\$505.11		
	45 Vegetation Control - Mechanical	\$5,000.00	\$8,000.00	\$7,769.87		
	50 Maintain Access Road	\$20,000.00	\$20,000.00	\$4,469.73		
	55 Clean & Inspect Inlet/Outlet Structures	\$5,000.00	\$5,000.00	\$0.00		
	60 Repair Inlet/Outlet Structures	\$10,000.00	\$10,000.00	\$0.00		
	65 Clean Storm Sewer Lines	\$5,000.00	\$5,000.00	\$0.00		
	70 Storm Sewer Line Repair	\$5,000.00	\$5,000.00	\$0.00		
	75 Clean/Flush Culverts & Bridges	\$4,000.00	\$4,000.00	\$0.00		
	80 Miscellaneous Work Activities	\$150,000.00	\$325,000.00	\$324,569.84		
	85 Engineering	\$5,000.00	\$12,000.00	\$11,438.30		
	<b>TOTALS</b>	<b>\$887,900.00</b>	<b>\$1,494,300.00</b>	<b>\$1,294,507.58</b>	<b>87%</b>	

**Delays or problem areas:**

**Work completed during current quarter:**

**Work to be completed during next quarter:**

Clean, Inspect & Repairs to 3 Detention/Debris Basins. General cleaning of channels  
 Channel maintenance contract adjacent to beltway. Contract for the removal of silt from Red Rock Detention Basin.

Consultant/  
 Contractor:  
 Project  
 Manager:

Angelo Santovito

Phone Number: 455-7540



**REGIONAL FLOOD CONTROL DISTRICT  
MAINTENANCE WORK PROGRAM  
QUARTERLY STATUS REPORT - FY 2015 - 2016**

MWP Facility #: CC 02  
 Facility Name: Las Vegas Wash  
 MP Facility ID: LVMD 0640 - LVMD 1069  
 MP Facility ID: LVMD  
 MP Facility ID: NLWY 0000-0030  
 MP Facility ID: LV01 0000 - LV01 0079  
 MP Facility ID: LVCO 0000-0109  
 MP Facility ID: COLM 0000

Entity: CLARK COUNTY  
 Date Prepared: 7/21/2016  
 Quarter: 4th QTR

Force Account/ Contract	Activity	Approved Work Plan Amount (\$)	Amended Work Plan Amount (\$)	Expended To Date (\$)	Percent Complete	Scheduled Completion Date
	3 Facility Assessment and Inventory	\$3,500.00	\$3,500.00	\$141.87		
	5 Inspect Channels	\$3,500.00	\$3,500.00	\$2,403.98		
	6 Inspect Levees, Deten/Debris Basins	\$0.00	\$0.00	\$0.00		
	8 Species Survey and Removal	\$0.00	\$0.00	\$0.00		
	10 Clean and Reshape Channels/Levees	\$55,000.00	\$56,000.00	\$55,694.02		
	15 Repair Lined Channel	\$2,500.00	\$2,500.00	\$0.00		
	20 Erosion Control and Repair	\$2,500.00	\$103,500.00	\$102,819.73		
	21 Provide/Maintain Dust Control	\$0.00	\$0.00	\$0.00		
	25 Clean Detention/Debris Basins	\$0.00	\$0.00	\$0.00		
	35 Fence Repair	\$2,000.00	\$2,000.00	\$0.00		
	40 Vegetation Control - Chemical	\$10,000.00	\$5,000.00	\$211.84		
	45 Vegetation Control - Mechanical	\$15,000.00	\$15,000.00	\$5,195.90		
	50 Maintain Access Road	\$2,500.00	\$7,500.00	\$6,531.22		
	55 Clean & Inspect Inlet/Outlet Structures	\$0.00	\$0.00	\$0.00		
	60 Repair Inlet/Outlet Structures	\$0.00	\$0.00	\$0.00		
	65 Clean Storm Sewer Lines	\$0.00	\$0.00	\$0.00		
	70 Storm Sewer Line Repair	\$0.00	\$0.00	\$0.00		
	75 Clean/Flush Culverts & Bridges	\$0.00	\$0.00	\$0.00		
	80 Miscellaneous Work Activities	\$15,000.00	\$35,000.00	\$34,649.23		
	85 Engineering	\$0.00	\$0.00	\$0.00		
	<b>TOTALS</b>	<b>\$111,500.00</b>	<b>\$233,500.00</b>	<b>\$207,647.79</b>	<b>89%</b>	

**Delays or problem areas:**

**Work completed during current quarter:**

**Work to be completed during next quarter:**

Misc. maintenance of channels. Vegetation control south of Vegas Valley.  
 Maintenance work done by SNWA for weirs along the Las Vegas Wash Wetland area.

Consultant/  
 Contractor:  
 Project  
 Manager:

Angelo Santovito

Phone Number: 455-7540

**REGIONAL FLOOD CONTROL DISTRICT  
MAINTENANCE WORK PROGRAM  
QUARTERLY STATUS REPORT - FY 2015 - 2016**

MWP Facility #: CC 03  
 Facility Name: Duck Creek  
 MP Facility ID: DCWA 0168-0597; 0695-1293  
 MP Facility ID: DCBD 0000-0082  
 MP Facility ID: DCGL 0035; 0057-0179  
 MP Facility ID: DCPA 0000-0106  
 MP Facility ID: DCPI 0000  
 MP Facility ID: DCW4 0016-0054; 0870-0875

Entity: CLARK COUNTY  
 Date Prepared: 7/21/2016  
 Quarter: 4th QTR

Force Account/ Contract	Activity	Approved Work Plan Amount (\$)	Amended Work Plan Amount (\$)	Expended To Date (\$)	Percent Complete	Scheduled Completion Date
	3 Facility Assessment and Inventory	\$5,000.00	\$4,900.00	\$0.00		
	5 Inspect Channels	\$5,000.00	\$6,000.00	\$5,937.58		
	6 Inspect Levees, Deten/Debris Basins	\$8,000.00	\$18,000.00	\$17,625.24		
	8 Species Survey and Removal	\$0.00	\$0.00	\$0.00		
	10 Clean and Reshape Channels/Levees	\$50,000.00	\$106,000.00	\$105,699.78		
	15 Repair Lined Channel	\$5,000.00	\$5,000.00	\$2,468.65		
	20 Erosion Control and Repair	\$60,000.00	\$5,400.00	\$698.25		
	21 Provide/Maintain Dust Control	\$100,000.00	\$0.00	\$0.00		
	25 Clean Detention/Debris Basins	\$15,000.00	\$15,000.00	\$182.94		
	35 Fence Repair	\$4,000.00	\$9,400.00	\$9,302.35		
	40 Vegetation Control - Chemical	\$10,000.00	\$10,000.00	\$800.54		
	45 Vegetation Control - Mechanical	\$5,000.00	\$5,000.00	\$430.96		
	50 Maintain Access Road	\$5,000.00	\$5,000.00	\$0.00		
	55 Clean & Inspect Inlet/Outlet Structures	\$0.00	\$0.00	\$0.00		
	60 Repair Inlet/Outlet Structures	\$0.00	\$0.00	\$0.00		
	65 Clean Storm Sewer Lines	\$2,500.00	\$2,500.00	\$0.00		
	70 Storm Sewer Line Repair	\$0.00	\$0.00	\$0.00		
	75 Clean/Flush Culverts & Bridges	\$0.00	\$0.00	\$0.00		
	80 Miscellaneous Work Activities	\$80,000.00	\$162,000.00	\$161,242.66		
	85 Engineering	\$0.00	\$300.00	\$266.20		
	<b>TOTALS</b>	<b>\$354,500.00</b>	<b>\$354,500.00</b>	<b>\$304,655.15</b>	<b>86%</b>	

Delays or problem areas:

Work completed during current quarter:

Work to be completed during next quarter:

Misc. maintenance and cleaning of channels

Consultant/  
Contractor:  
Project  
Manager:

Angelo Santovito

Phone Number: 455-7540

**REGIONAL FLOOD CONTROL DISTRICT  
MAINTENANCE WORK PROGRAM  
QUARTERLY STATUS REPORT - FY 2015 - 2016**

MWP Facility #: **CC 05**  
 Facility Name: **Las Vegas Range Wash**  
 MP Facility ID: **RWSL 0000-0728**  
 MP Facility ID: **RWWE 0000-0055**  
 MP Facility ID: **SLEB 0000-0098**  
 MP Facility ID: **SLLM 0000**  
 MP Facility ID: **SLOR 0000-0087; SLBN 0000**  
 MP Facility ID: **SLWA 0000-0091; SLER 0000-0086**  
 MP Facility ID: **SLCH 0000**

Entity: **CLARK COUNTY**  
 Date Prepared: **7/21/2016**  
 Quarter: **4th QTR**

Force Account/Contract	Activity	Approved Work Plan Amount (\$)	Amended Work Plan Amount (\$)	Expended To Date (\$)	Percent Complete	Scheduled Completion Date
	3 Facility Assessment and Inventory	\$3,500.00	\$21,400.00	\$20,525.95		
	5 Inspect Channels	\$3,500.00	\$3,500.00	\$3,283.80		
	6 Inspect Levees, Deten/Debris Basins	\$1,800.00	\$5,900.00	\$5,882.50		
	8 Species Survey and Removal	\$0.00	\$0.00	\$0.00		
	10 Clean and Reshape Channels/Levees	\$50,000.00	\$9,950.00	\$6,490.72		
	15 Repair Lined Channel	\$25,000.00	\$25,000.00	\$457.16		
	20 Erosion Control and Repair	\$20,000.00	\$16,500.00	\$0.00		
	21 Provide/Maintain Dust Control	\$100,000.00	\$59,000.00	\$0.00		
	25 Clean Detention/Debris Basins	\$10,000.00	\$10,000.00	\$0.00		
	35 Fence Repair	\$10,000.00	\$12,700.00	\$12,617.20		
	40 Vegetation Control - Chemical	\$9,000.00	\$9,000.00	\$299.42		
	45 Vegetation Control - Mechanical	\$5,000.00	\$5,000.00	\$0.00		
	50 Maintain Access Road	\$2,500.00	\$2,500.00	\$0.00		
	55 Clean & Inspect Inlet/Outlet Structures	\$0.00	\$150.00	\$132.57		
	60 Repair Inlet/Outlet Structures	\$0.00	\$0.00	\$0.00		
	65 Clean Storm Sewer Lines	\$0.00	\$1,700.00	\$1,677.57		
	70 Storm Sewer Line Repair	\$0.00	\$0.00	\$0.00		
	75 Clean/Flush Culverts & Bridges	\$0.00	\$0.00	\$0.00		
	80 Miscellaneous Work Activities	\$40,000.00	\$77,000.00	\$76,007.83		
	85 Engineering	\$0.00	\$0.00	\$0.00		
	<b>TOTALS</b>	<b>\$280,300.00</b>	<b>\$259,300.00</b>	<b>\$127,374.72</b>	<b>49%</b>	

Delays or problem areas:

Work completed during current quarter:

Work to be completed during next quarter:

Clean, Inspect & Repairs to 1 Detention Basin.

Misc. maintenance and cleaning of channels.

Consultant/

Contractor:

Project

Manager:

Angelo Santovito

Phone Number:

455-7540



**REGIONAL FLOOD CONTROL DISTRICT  
MAINTENANCE WORK PROGRAM  
QUARTERLY STATUS REPORT - FY 2015 - 2016**

MWP Facility #: CC 06  
 Facility Name: Tropicana Wash  
 MP Facility ID: TRWA 0000-0454  
 MP Facility ID: TRNB 0000-0040  
 MP Facility ID: TRBD 0000-0930  
 MP Facility ID: BDMO 0000-0010  
 MP Facility ID: BDMD 0121  
 MP Facility ID: \_\_\_\_\_

Entity: CLARK COUNTY  
 Date Prepared: 7/21/2016  
 Quarter: 4th QTR

Force Account/ Contract	Activity	Approved Work Plan Amount (\$)	Amended Work Plan Amount (\$)	Expended To Date (\$)	Percent Complete	Scheduled Completion Date
	3 Facility Assessment and Inventory	\$3,500.00	\$3,500.00	\$0.00		
	5 Inspect Channels	\$3,000.00	\$3,000.00	\$2,324.42		
	6 Inspect Levees, Deten/Debris Basins	\$6,000.00	\$14,400.00	\$14,399.47		
	8 Species Survey and Removal	\$0.00	\$0.00	\$0.00		
	10 Clean and Reshape Channels/Levees	\$15,000.00	\$41,000.00	\$40,068.79		
	15 Repair Lined Channel	\$15,000.00	\$15,000.00	\$0.00		
	20 Erosion Control and Repair	\$7,500.00	\$7,500.00	\$0.00		
	21 Provide/Maintain Dust Control	\$160,000.00	\$82,000.00	\$0.00		
	25 Clean Detention/Debris Basins	\$100,000.00	\$46,600.00	\$0.00		
	35 Fence Repair	\$10,000.00	\$10,000.00	\$7,172.78		
	40 Vegetation Control - Chemical	\$5,000.00	\$5,000.00	\$0.00		
	45 Vegetation Control - Mechanical	\$5,000.00	\$5,000.00	\$0.00		
	50 Maintain Access Road	\$5,000.00	\$5,000.00	\$0.00		
	55 Clean & Inspect Inlet/Outlet Structures	\$0.00	\$0.00	\$0.00		
	60 Repair Inlet/Outlet Structures	\$0.00	\$0.00	\$0.00		
	65 Clean Storm Sewer Lines	\$5,000.00	\$5,000.00	\$0.00		
	70 Storm Sewer Line Repair	\$0.00	\$0.00	\$0.00		
	75 Clean/Flush Culverts & Bridges	\$0.00	\$0.00	\$0.00		
	80 Miscellaneous Work Activities	\$60,000.00	\$106,000.00	\$105,650.71		
	85 Engineering	\$0.00	\$0.00	\$0.00		
	<b>TOTALS</b>	<b>\$400,000.00</b>	<b>\$349,000.00</b>	<b>\$169,616.17</b>	<b>49%</b>	

**Delays or problem areas:**

**Work completed during current quarter:**

**Work to be completed during next quarter:**

Misc. work contract maintenance adjacent to beltway.  
 Channel Inspection, vegetation control and other work as assigned.

Consultant/  
 Contractor: \_\_\_\_\_  
 Project  
 Manager: Angelo Santovito Phone Number: 455-7540

**REGIONAL FLOOD CONTROL DISTRICT  
MAINTENANCE WORK PROGRAM  
QUARTERLY STATUS REPORT - FY 2015 - 2016**

MWP Facility #: CC 07  
 Facility Name: Airport Channel  
 MP Facility ID: TRMC 0000-0290  
 MP Facility ID: WGTR 0065-0169  
 MP Facility ID: CNWE 0000-0301  
 MP Facility ID: \_\_\_\_\_  
 MP Facility ID: \_\_\_\_\_  
 MP Facility ID: \_\_\_\_\_

Entity: CLARK COUNTY  
 Date Prepared: 7/21/2016  
 Quarter: 4th QTR

Force Account/ Contract	Activity	Approved Work Plan Amount (\$)	Amended Work Plan Amount (\$)	Expended To Date (\$)	Percent Complete	Scheduled Completion Date
	3 Facility Assessment and Inventory	\$1,500.00	\$1,500.00	\$0.00		
	5 Inspect Channels	\$1,500.00	\$1,500.00	\$730.37		
	6 Inspect Levees, Deten/Debris Basins	\$0.00	\$0.00	\$0.00		
	8 Species Survey and Removal	\$0.00	\$0.00	\$0.00		
	10 Clean and Reshape Channels/Levees	\$7,000.00	\$7,000.00	\$0.00		
	15 Repair Lined Channel	\$10,000.00	\$10,000.00	\$0.00		
	20 Erosion Control and Repair	\$0.00	\$0.00	\$0.00		
	21 Provide/Maintain Dust Control	\$0.00	\$0.00	\$0.00		
	25 Clean Detention/Debris Basins	\$0.00	\$0.00	\$0.00		
	35 Fence Repair	\$1,000.00	\$1,000.00	\$766.70		
	40 Vegetation Control - Chemical	\$1,000.00	\$1,000.00	\$697.89		
	45 Vegetation Control - Mechanical	\$2,500.00	\$2,500.00	\$37,965.93		
	50 Maintain Access Road	\$0.00	\$0.00	\$0.00		
	55 Clean & Inspect Inlet/Outlet Structures	\$2,000.00	\$2,000.00	\$0.00		
	60 Repair Inlet/Outlet Structures	\$0.00	\$0.00	\$0.00		
	65 Clean Storm Sewer Lines	\$1,500.00	\$1,500.00	\$0.00		
	70 Storm Sewer Line Repair	\$0.00	\$0.00	\$0.00		
	75 Clean/Flush Culverts & Bridges	\$0.00	\$0.00	\$0.00		
	80 Miscellaneous Work Activities	\$20,000.00	\$20,000.00	\$17,603.37		
	85 Engineering	\$0.00	\$0.00	\$0.00		
	<b>TOTALS</b>	<b>\$48,000.00</b>	<b>\$98,000.00</b>	<b>\$57,764.26</b>	<b>59%</b>	

**Delays or problem areas:**

**Work completed during current quarter:**

**Work to be completed during next quarter:**

Channel Inspection and debris removal; vegetation control and other work as assigned.

Consultant/  
 Contractor:  
 Project  
 Manager:

Angelo Santovito

Phone Number: 455-7540

**REGIONAL FLOOD CONTROL DISTRICT  
MAINTENANCE WORK PROGRAM  
QUARTERLY STATUS REPORT - FY 2015 - 2016**

MWP Facility #: CC 08  
 Facility Name: Monson Channel  
 MP Facility ID: LV02 0000-0303  
 MP Facility ID: NLFL 0000-0144  
 MP Facility ID: \_\_\_\_\_  
 MP Facility ID: \_\_\_\_\_  
 MP Facility ID: \_\_\_\_\_  
 MP Facility ID: \_\_\_\_\_

Entity: CLARK COUNTY  
 Date Prepared: 7/21/2016  
 Quarter: 4th QTR

Force Account/ Contract	Activity	Approved Work Plan Amount (\$)	Amended Work Plan Amount (\$)	Expended To Date (\$)	Percent Complete	Scheduled Completion Date
	3 Facility Assessment and Inventory	\$1,200.00	\$1,200.00	\$0.00		
	5 Inspect Channels	\$1,500.00	\$1,500.00	\$905.60		
	6 Inspect Levees, Deten/Debris Basins	\$0.00	\$0.00	\$0.00		
	8 Species Survey and Removal	\$0.00	\$0.00	\$0.00		
	10 Clean and Reshape Channels/Levees	\$7,500.00	\$7,500.00	\$704.81		
	15 Repair Lined Channel	\$200,000.00	\$149,000.00	\$1,166.41		
	20 Erosion Control and Repair	\$0.00	\$0.00	\$0.00		
	21 Provide/Maintain Dust Control	\$0.00	\$0.00	\$0.00		
	25 Clean Detention/Debris Basins	\$0.00	\$0.00	\$0.00		
	35 Fence Repair	\$1,500.00	\$1,500.00	\$510.22		
	40 Vegetation Control - Chemical	\$3,000.00	\$3,000.00	\$525.24		
	45 Vegetation Control - Mechanical	\$2,500.00	\$2,500.00	\$0.00		
	50 Maintain Access Road	\$0.00	\$50,000.00	\$29,063.56		
	55 Clean & Inspect Inlet/Outlet Structures	\$0.00	\$0.00	\$0.00		
	60 Repair Inlet/Outlet Structures	\$0.00	\$1,000.00	\$435.47		
	65 Clean Storm Sewer Lines	\$0.00	\$0.00	\$0.00		
	70 Storm Sewer Line Repair	\$50,000.00	\$50,000.00	\$24,582.07		
	75 Clean/Flush Culverts & Bridges	\$0.00	\$0.00	\$0.00		
	80 Miscellaneous Work Activities	\$5,000.00	\$5,000.00	\$4,248.21		
	85 Engineering	\$25,000.00	\$25,000.00	\$0.00		
	<b>TOTALS</b>	<b>\$297,200.00</b>	<b>\$297,200.00</b>	<b>\$62,141.59</b>	<b>21%</b>	

Delays or problem areas:

Work completed during current quarter:

Work to be completed during next quarter:

Channel Inspection, vegetation control and other work as assigned.

Consultant/  
 Contractor:  
 Project  
 Manager:

Angelo Santovito

Phone Number: 455-7540

**REGIONAL FLOOD CONTROL DISTRICT  
MAINTENANCE WORK PROGRAM  
QUARTERLY STATUS REPORT - FY 2015 - 2016**

MWP Facility #: CC 09  
 Facility Name: Rawhide Channel  
 MP Facility ID: DCRH 0000-0305  
 MP Facility ID: \_\_\_\_\_  
 MP Facility ID: \_\_\_\_\_  
 MP Facility ID: \_\_\_\_\_  
 MP Facility ID: \_\_\_\_\_

Entity: CLARK COUNTY  
 Date Prepared: 7/21/2016  
 Quarter: 4th QTR

Force Account/ Contract	Activity	Approved Work Plan Amount (\$)	Amended Work Plan Amount (\$)	Expended To Date (\$)	Percent Complete	Scheduled Completion Date
	3 Facility Assessment and Inventory	\$2,500.00	\$2,500.00	\$0.00		
	5 Inspect Channels	\$2,500.00	\$2,500.00	\$1,137.57		
	6 Inspect Levees, Deten/Debris Basins	\$0.00	\$0.00	\$0.00		
	8 Species Survey and Removal	\$0.00	\$0.00	\$0.00		
	10 Clean and Reshape Channels/Levees	\$7,500.00	\$7,500.00	\$0.00		
	15 Repair Lined Channel	\$150,000.00	\$150,000.00	\$0.00		
	20 Erosion Control and Repair	\$0.00	\$0.00	\$0.00		
	21 Provide/Maintain Dust Control	\$0.00	\$0.00	\$0.00		
	25 Clean Detention/Debris Basins	\$0.00	\$0.00	\$0.00		
	35 Fence Repair	\$1,000.00	\$1,000.00	\$0.00		
	40 Vegetation Control - Chemical	\$2,000.00	\$2,000.00	\$313.17		
	45 Vegetation Control - Mechanical	\$2,000.00	\$2,000.00	\$0.00		
	50 Maintain Access Road	\$0.00	\$0.00	\$0.00		
	55 Clean & Inspect Inlet/Outlet Structures	\$0.00	\$0.00	\$0.00		
	60 Repair Inlet/Outlet Structures	\$0.00	\$0.00	\$0.00		
	65 Clean Storm Sewer Lines	\$2,500.00	\$2,500.00	\$0.00		
	70 Storm Sewer Line Repair	\$0.00	\$0.00	\$0.00		
	75 Clean/Flush Culverts & Bridges	\$0.00	\$0.00	\$0.00		
	80 Miscellaneous Work Activities	\$20,000.00	\$20,000.00	\$2,360.07		
	85 Engineering	\$1,500.00	\$1,500.00	\$0.00		
	<b>TOTALS</b>	<b>\$191,500.00</b>	<b>\$191,500.00</b>	<b>\$3,810.81</b>	<b>2%</b>	

**Delays or problem areas:**

**Work completed during current quarter:**

**Work to be completed during next quarter:**

Channel Inspection, vegetation control and other work as assigned.

Consultant/  
 Contractor: \_\_\_\_\_  
 Project  
 Manager: Angelo Santovito

Phone Number: 455-7540

**REGIONAL FLOOD CONTROL DISTRICT  
MAINTENANCE WORK PROGRAM  
QUARTERLY STATUS REPORT - FY 2015 - 2016**

MWP Facility #: CC 10  
 Facility Name: Van Buskirk Channel  
 MP Facility ID: VBCH 0000-0138  
 MP Facility ID: VBMC 0000-0249  
 MP Facility ID: VBTM 0000-0174  
 MP Facility ID: VBVR 0000  
 MP Facility ID: VBTW 0000  
 MP Facility ID: \_\_\_\_\_

Entity: CLARK COUNTY  
 Date Prepared: 7/21/2016  
 Quarter: 4th QTR

Force Account/ Contract	Activity	Approved Work Plan Amount (\$)	Amended Work Plan Amount (\$)	Expended To Date (\$)	Percent Complete	Scheduled Completion Date
	3 Facility Assessment and Inventory	\$2,000.00	\$2,000.00	\$1,807.29		
	5 Inspect Channels	\$2,000.00	\$2,000.00	\$977.73		
	6 Inspect Levees, Deten/Debris Basins	\$2,000.00	\$2,500.00	\$2,233.43		
	8 Species Survey and Removal	\$0.00	\$0.00	\$0.00		
	10 Clean and Reshape Channels/Levees	\$2,500.00	\$0.00	\$0.00		
	15 Repair Lined Channel	\$2,500.00	\$2,500.00	\$0.00		
	20 Erosion Control and Repair	\$0.00	\$0.00	\$0.00		
	21 Provide/Maintain Dust Control	\$0.00	\$0.00	\$0.00		
	25 Clean Detention/Debris Basins	\$5,000.00	\$0.00	\$0.00		
	35 Fence Repair	\$1,000.00	\$1,000.00	\$867.45		
	40 Vegetation Control - Chemical	\$1,000.00	\$1,000.00	\$0.00		
	45 Vegetation Control - Mechanical	\$0.00	\$0.00	\$0.00		
	50 Maintain Access Road	\$0.00	\$0.00	\$0.00		
	55 Clean & Inspect Inlet/Outlet Structures	\$0.00	\$0.00	\$0.00		
	60 Repair Inlet/Outlet Structures	\$0.00	\$0.00	\$0.00		
	65 Clean Storm Sewer Lines	\$0.00	\$0.00	\$0.00		
	70 Storm Sewer Line Repair	\$0.00	\$0.00	\$0.00		
	75 Clean/Flush Culverts & Bridges	\$0.00	\$0.00	\$0.00		
	80 Miscellaneous Work Activities	\$5,000.00	\$12,000.00	\$11,420.35		
	85 Engineering	\$0.00	\$0.00	\$0.00		
	<b>TOTALS</b>	<b>\$23,000.00</b>	<b>\$23,000.00</b>	<b>\$17,306.25</b>	<b>75%</b>	

Delays or problem areas:

Work completed during current quarter:

Work to be completed during next quarter:

Channel Inspection, vegetation control and other work as assigned.

Consultant/  
 Contractor:  
 Project  
 Manager:

Angelo Santovito

Phone Number: 455-7540

**REGIONAL FLOOD CONTROL DISTRICT  
MAINTENANCE WORK PROGRAM  
QUARTERLY STATUS REPORT - FY 2015 - 2016**

MWP Facility #: CC 11  
 Facility Name: Flamingo Wash North Fork  
 MP Facility ID: FLLA 0000-0379  
 MP Facility ID: FLDY 0000-0013  
 MP Facility ID: FLMN 0000-0075  
 MP Facility ID: \_\_\_\_\_  
 MP Facility ID: \_\_\_\_\_  
 MP Facility ID: \_\_\_\_\_

Entity: CLARK COUNTY  
 Date Prepared: 7/21/2016  
 Quarter: 4th QTR

Force Account/ Contract	Activity	Approved Work Plan Amount (\$)	Amended Work Plan Amount (\$)	Expended To Date (\$)	Percent Complete	Scheduled Completion Date
	3 Facility Assessment and Inventory	\$2,500.00	\$2,500.00	\$282.92		
	5 Inspect Channels	\$2,500.00	\$2,500.00	\$358.80		
	6 Inspect Levees, Deten/Debris Basins	\$0.00	\$1,400.00	\$1,105.39		
	8 Species Survey and Removal	\$0.00	\$0.00	\$0.00		
	10 Clean and Reshape Channels/Levees	\$5,000.00	\$7,000.00	\$6,591.90		
	15 Repair Lined Channel	\$1,200,000.00	\$432,100.00	\$237,937.50		
	20 Erosion Control and Repair	\$0.00	\$0.00	\$0.00		
	21 Provide/Maintain Dust Control	\$0.00	\$0.00	\$0.00		
	25 Clean Detention/Debris Basins	\$5,000.00	\$5,000.00	\$0.00		
	35 Fence Repair	\$1,500.00	\$1,500.00	\$1,301.53		
	40 Vegetation Control - Chemical	\$1,500.00	\$1,500.00	\$150.02		
	45 Vegetation Control - Mechanical	\$0.00	\$0.00	\$0.00		
	50 Maintain Access Road	\$0.00	\$0.00	\$0.00		
	55 Clean & Inspect Inlet/Outlet Structures	\$0.00	\$0.00	\$0.00		
	60 Repair Inlet/Outlet Structures	\$0.00	\$0.00	\$0.00		
	65 Clean Storm Sewer Lines	\$5,000.00	\$5,000.00	\$0.00		
	70 Storm Sewer Line Repair	\$0.00	\$0.00	\$0.00		
	75 Clean/Flush Culverts & Bridges	\$0.00	\$0.00	\$0.00		
	80 Miscellaneous Work Activities	\$20,000.00	\$20,000.00	\$17,821.27		
	85 Engineering	\$10,000.00	\$10,000.00	\$0.00		
	<b>TOTALS</b>	<b>\$1,253,000.00</b>	<b>\$488,500.00</b>	<b>\$265,549.33</b>	<b>54%</b>	

**Delays or problem areas:**

**Work completed during current quarter:**

**Work to be completed during next quarter:**

Channel Inspection, vegetation control and other work as assigned.

Consultant/  
 Contractor:  
 Project  
 Manager:

Angelo Santovito

Phone Number: 455-7540



**REGIONAL FLOOD CONTROL DISTRICT  
MAINTENANCE WORK PROGRAM  
QUARTERLY STATUS REPORT - FY 2015 - 2016**

MWP Facility #: CC 14  
 Facility Name: Laughlin Washes  
 MP Facility ID: LUBC 0000-0324  
 MP Facility ID: LUED 0000-0019  
 MP Facility ID: LUHS 0000-0242  
 MP Facility ID: LUUW 0000-0150  
 MP Facility ID: \_\_\_\_\_  
 MP Facility ID: \_\_\_\_\_

Entity: CLARK COUNTY  
 Date Prepared: 7/21/2016  
 Quarter: 4th QTR

Force Account/ Contract	Activity	Approved Work Plan Amount (\$)	Amended Work Plan Amount (\$)	Expended To Date (\$)	Percent Complete	Scheduled Completion Date
	3 Facility Assessment and Inventory	\$1,000.00	\$350.00	\$0.00		
	5 Inspect Channels	\$1,500.00	\$1,500.00	\$1,207.08		
	6 Inspect Levees, Deten/Debris Basins	\$2,500.00	\$6,400.00	\$6,398.35		
	8 Species Survey and Removal	\$0.00	\$0.00	\$0.00		
	10 Clean and Reshape Channels/Levees	\$10,000.00	\$10,000.00	\$2,380.65		
	15 Repair Lined Channel	\$0.00	\$0.00	\$0.00		
	20 Erosion Control and Repair	\$0.00	\$0.00	\$0.00		
	21 Provide/Maintain Dust Control	\$0.00	\$0.00	\$0.00		
	25 Clean Detention/Debris Basins	\$30,000.00	\$25,100.00	\$0.00		
	35 Fence Repair	\$0.00	\$0.00	\$0.00		
	40 Vegetation Control - Chemical	\$1,500.00	\$1,500.00	\$80.91		
	45 Vegetation Control - Mechanical	\$1,500.00	\$1,500.00	\$0.00		
	50 Maintain Access Road	\$0.00	\$600.00	\$579.85		
	55 Clean & Inspect Inlet/Outlet Structures	\$0.00	\$0.00	\$0.00		
	60 Repair Inlet/Outlet Structures	\$0.00	\$0.00	\$0.00		
	65 Clean Storm Sewer Lines	\$0.00	\$0.00	\$0.00		
	70 Storm Sewer Line Repair	\$0.00	\$0.00	\$0.00		
	75 Clean/Flush Culverts & Bridges	\$0.00	\$0.00	\$0.00		
	80 Miscellaneous Work Activities	\$2,000.00	\$3,050.00	\$2,950.55		
	85 Engineering	\$0.00	\$0.00	\$0.00		
	<b>TOTALS</b>	<b>\$50,000.00</b>	<b>\$50,000.00</b>	<b>\$13,597.39</b>	<b>27%</b>	

Delays or problem areas:

Work completed during current quarter:

Work to be completed during next quarter:

Sediment removal from basin area upstream of LUED0008.  
 Channel Inspection, vegetation control and other work as assigned.

Consultant/  
 Contractor:  
 Project  
 Manager:

Angelo Santovito

Phone Number: 455-7540

**REGIONAL FLOOD CONTROL DISTRICT  
MAINTENANCE WORK PROGRAM  
QUARTERLY STATUS REPORT - FY 2015 - 2016**

MWP Facility #: CC 15  
 Facility Name: Moapa Valley  
 MP Facility ID: LWAW 0000  
 MP Facility ID: GASD 0000-0058  
 MP Facility ID: MRLV 0276-0105; 0375; 0534-0537  
 MP Facility ID: MRL 0000  
 MP Facility ID: \_\_\_\_\_  
 MP Facility ID: \_\_\_\_\_

Entity: CLARK COUNTY  
 Date Prepared: 7/21/2016  
 Quarter: 4th QTR

Force Account/ Contract	Activity	Approved Work Plan Amount (\$)	Amended Work Plan Amount (\$)	Expended To Date (\$)	Percent Complete	Scheduled Completion Date
	3 Facility Assessment and Inventory	\$1,000.00	\$1,000.00	\$0.00		
	5 Inspect Channels	\$2,500.00	\$2,500.00	\$2,025.78		
	6 Inspect Levees, Deten/Debris Basins	\$0.00	\$1,100.00	\$1,007.10		
	8 Species Survey and Removal	\$0.00	\$0.00	\$0.00		
	10 Clean and Reshape Channels/Levees	\$5,000.00	\$7,000.00	\$6,456.56		
	15 Repair Lined Channel	\$0.00	\$0.00	\$0.00		
	20 Erosion Control and Repair	\$0.00	\$0.00	\$0.00		
	21 Provide/Maintain Dust Control	\$0.00	\$0.00	\$0.00		
	25 Clean Detention/Debris Basins	\$2,000.00	\$1,900.00	\$0.00		
	35 Fence Repair	\$0.00	\$1,000.00	\$955.87		
	40 Vegetation Control - Chemical	\$2,000.00	\$1,800.00	\$0.00		
	45 Vegetation Control - Mechanical	\$1,000.00	\$1,000.00	\$0.00		
	50 Maintain Access Road	\$0.00	\$0.00	\$0.00		
	55 Clean & Inspect Inlet/Outlet Structures	\$0.00	\$0.00	\$0.00		
	60 Repair Inlet/Outlet Structures	\$0.00	\$0.00	\$0.00		
	65 Clean Storm Sewer Lines	\$0.00	\$0.00	\$0.00		
	70 Storm Sewer Line Repair	\$0.00	\$0.00	\$0.00		
	75 Clean/Flush Culverts & Bridges	\$0.00	\$0.00	\$0.00		
	80 Miscellaneous Work Activities	\$1,000.00	\$8,700.00	\$8,711.03		
	85 Engineering	\$0.00	\$0.00	\$0.00		
	<b>TOTALS</b>	<b>\$14,500.00</b>	<b>\$26,000.00</b>	<b>\$19,156.34</b>	<b>74%</b>	

**Delays or problem areas:**

**Work completed during current quarter:**

**Work to be completed during next quarter:**

Channel Inspection, vegetation control and other work as assigned.

Consultant/  
 Contractor:  
 Project  
 Manager:

Angelo Santovito

Phone Number: 455-7540



**REGIONAL FLOOD CONTROL DISTRICT  
MAINTENANCE WORK PROGRAM  
QUARTERLY STATUS REPORT - FY 2015 - 2016**

MWP Facility #: CC 16  
 Facility Name: Blue Diamond Wash  
 MP Facility ID: BDWA 0000-0205; 0394-0429  
 MP Facility ID: BD02 0000-0111  
 MP Facility ID: BD03 0000-0075  
 MP Facility ID: BDBE 0000-0068  
 MP Facility ID: BDJO 0000-0005  
 MP Facility ID: BDRB 0000-0122

Entity: CLARK COUNTY  
 Date Prepared: 7/21/2016  
 Quarter: 4th QTR

Force Account/ Contract	Activity	Approved Work Plan Amount (\$)	Amended Work Plan Amount (\$)	Expended To Date (\$)	Percent Complete	Scheduled Completion Date
	3 Facility Assessment and Inventory	\$3,500.00	\$3,500.00	\$0.00		
	5 Inspect Channels	\$3,500.00	\$3,500.00	\$1,686.47		
	6 Inspect Levees, Deten/Debris Basins	\$1,100.00	\$4,600.00	\$4,202.56		
	8 Species Survey and Removal	\$0.00	\$0.00	\$0.00		
	10 Clean and Reshape Channels/Levees	\$10,000.00	\$84,000.00	\$83,625.55		
	15 Repair Lined Channel	\$10,000.00	\$10,000.00	\$0.00		
	20 Erosion Control and Repair	\$20,000.00	\$15,000.00	\$1,798.82		
	21 Provide/Maintain Dust Control	\$0.00	\$0.00	\$0.00		
	25 Clean Detention/Debris Basins	\$50,000.00	\$19,500.00	\$0.00		
	35 Fence Repair	\$2,000.00	\$4,000.00	\$3,629.08		
	40 Vegetation Control - Chemical	\$2,000.00	\$2,000.00	\$150.02		
	45 Vegetation Control - Mechanical	\$5,000.00	\$5,000.00	\$0.00		
	50 Maintain Access Road	\$0.00	\$0.00	\$0.00		
	55 Clean & Inspect Inlet/Outlet Structures	\$1,000.00	\$1,000.00	\$0.00		
	60 Repair Inlet/Outlet Structures	\$0.00	\$0.00	\$0.00		
	65 Clean Storm Sewer Lines	\$1,500.00	\$1,500.00	\$0.00		
	70 Storm Sewer Line Repair	\$0.00	\$0.00	\$0.00		
	75 Clean/Flush Culverts & Bridges	\$1,500.00	\$1,500.00	\$0.00		
	80 Miscellaneous Work Activities	\$40,000.00	\$40,000.00	\$17,472.39		
	85 Engineering	\$0.00	\$0.00	\$0.00		
	<b>TOTALS</b>	<b>\$151,100.00</b>	<b>\$195,100.00</b>	<b>\$112,564.89</b>	<b>58%</b>	

**Delays or problem areas:**

**Work completed during current quarter:**

**Work to be completed during next quarter:**

Channel maintenance contract adjacent to beltway.  
 Channel Inspection, vegetation control and other work as assigned.

Consultant/  
 Contractor:  
 Project  
 Manager:

Angelo Santovito

Phone Number: 455-7540

**REGIONAL FLOOD CONTROL DISTRICT  
MAINTENANCE WORK PROGRAM  
QUARTERLY STATUS REPORT - FY 2015 - 2016**

MWP Facility #: CC 17  
 Facility Name: Searchlight  
 MP Facility ID: SREA 0000-0051  
 MP Facility ID: \_\_\_\_\_  
 MP Facility ID: \_\_\_\_\_  
 MP Facility ID: \_\_\_\_\_  
 MP Facility ID: \_\_\_\_\_  
 MP Facility ID: \_\_\_\_\_

Entity: CLARK COUNTY  
 Date Prepared: 7/21/2016  
 Quarter: 4th QTR

Force Account/ Contract	Activity	Approved Work Plan Amount (\$)	Amended Work Plan Amount (\$)	Expended To Date (\$)	Percent Complete	Scheduled Completion Date
	3 Facility Assessment and Inventory	\$500.00	\$500.00	\$0.00		
	5 Inspect Channels	\$500.00	\$600.00	\$584.90		
	6 Inspect Levees, Deten/Debris Basins	\$0.00	\$0.00	\$0.00		
	8 Species Survey and Removal	\$0.00	\$0.00	\$0.00		
	10 Clean and Reshape Channels/Levees	\$0.00	\$0.00	\$0.00		
	15 Repair Lined Channel	\$0.00	\$0.00	\$0.00		
	20 Erosion Control and Repair	\$0.00	\$0.00	\$0.00		
	21 Provide/Maintain Dust Control	\$0.00	\$0.00	\$0.00		
	25 Clean Detention/Debris Basins	\$0.00	\$0.00	\$0.00		
	35 Fence Repair	\$0.00	\$0.00	\$0.00		
	40 Vegetation Control - Chemical	\$0.00	\$0.00	\$0.00		
	45 Vegetation Control - Mechanical	\$0.00	\$0.00	\$0.00		
	50 Maintain Access Road	\$0.00	\$0.00	\$0.00		
	55 Clean & Inspect Inlet/Outlet Structures	\$0.00	\$0.00	\$0.00		
	60 Repair Inlet/Outlet Structures	\$0.00	\$0.00	\$0.00		
	65 Clean Storm Sewer Lines	\$0.00	\$0.00	\$0.00		
	70 Storm Sewer Line Repair	\$0.00	\$0.00	\$0.00		
	75 Clean/Flush Culverts & Bridges	\$0.00	\$0.00	\$0.00		
	80 Miscellaneous Work Activities	\$1,000.00	\$900.00	\$108.78		
	85 Engineering	\$0.00	\$0.00	\$0.00		
	<b>TOTALS</b>	<b>\$2,000.00</b>	<b>\$2,000.00</b>	<b>\$693.68</b>	<b>35%</b>	

**Delays or problem areas:**

**Work completed during current quarter:**

**Work to be completed during next quarter:**

Channel Inspection, vegetation control and other work as assigned.

Consultant/  
 Contractor:  
 Project  
 Manager:

Angelo Santovito

Phone Number: 455-7540

**REGIONAL FLOOD CONTROL DISTRICT  
MAINTENANCE WORK PROGRAM  
QUARTERLY STATUS REPORT - FY 2015 - 2016**

MWP Facility #: CC 18  
 Facility Name: Bunkerville  
 MP Facility ID: WTWA 0000-0038  
 MP Facility ID: JEWA 0165  
 MP Facility ID: \_\_\_\_\_  
 MP Facility ID: \_\_\_\_\_  
 MP Facility ID: \_\_\_\_\_  
 MP Facility ID: \_\_\_\_\_

Entity: CLARK COUNTY  
 Date Prepared: 7/21/2016  
 Quarter: 4th QTR

Force Account/ Contract	Activity	Approved Work Plan Amount (\$)	Amended Work Plan Amount (\$)	Expended To Date (\$)	Percent Complete	Scheduled Completion Date
	3 Facility Assessment and Inventory	\$1,000.00	\$1,000.00	\$0.00		
	5 Inspect Channels	\$1,000.00	\$1,000.00	\$188.05		
	6 Inspect Levees, Deten/Debris Basins	\$1,200.00	\$3,300.00	\$3,267.84		
	8 Species Survey and Removal	\$0.00	\$0.00	\$0.00		
	10 Clean and Reshape Channels/Levees	\$0.00	\$0.00	\$0.00		
	15 Repair Lined Channel	\$0.00	\$0.00	\$0.00		
	20 Erosion Control and Repair	\$0.00	\$0.00	\$0.00		
	21 Provide/Maintain Dust Control	\$0.00	\$0.00	\$0.00		
	25 Clean Detention/Debris Basins	\$5,000.00	\$4,400.00	\$0.00		
	35 Fence Repair	\$2,500.00	\$2,500.00	\$0.00		
	40 Vegetation Control - Chemical	\$1,000.00	\$1,000.00	\$0.00		
	45 Vegetation Control - Mechanical	\$0.00	\$0.00	\$0.00		
	50 Maintain Access Road	\$0.00	\$0.00	\$0.00		
	55 Clean & Inspect Inlet/Outlet Structures	\$0.00	\$0.00	\$0.00		
	60 Repair Inlet/Outlet Structures	\$0.00	\$0.00	\$0.00		
	65 Clean Storm Sewer Lines	\$0.00	\$0.00	\$0.00		
	70 Storm Sewer Line Repair	\$0.00	\$0.00	\$0.00		
	75 Clean/Flush Culverts & Bridges	\$0.00	\$0.00	\$0.00		
	80 Miscellaneous Work Activities	\$1,000.00	\$1,000.00	\$439.13		
	85 Engineering	\$0.00	\$0.00	\$0.00		
	<b>TOTALS</b>	<b>\$12,700.00</b>	<b>\$14,200.00</b>	<b>\$3,895.02</b>	<b>27%</b>	

**Delays or problem areas:**

**Work completed during current quarter:**

**Work to be completed during next quarter:**

Channel Inspection, vegetation control and other work as assigned.

Consultant/  
 Contractor: \_\_\_\_\_  
 Project  
 Manager: Angelo Santovito

Phone Number: 455-7540

**REGIONAL FLOOD CONTROL DISTRICT  
MAINTENANCE WORK PROGRAM  
QUARTERLY STATUS REPORT - FY 2015 - 2016**

MWP Facility #: CC 19  
 Facility Name: Pittman  
 MP Facility ID: PTWA 0476-0738  
 MP Facility ID: PTBL 0000-0157  
 MP Facility ID: PTDC 0000-0013  
 MP Facility ID: PTWB 0000-0016  
 MP Facility ID: \_\_\_\_\_  
 MP Facility ID: \_\_\_\_\_

Entity: CLARK COUNTY  
 Date Prepared: 7/21/2016  
 Quarter: 4th QTR

Force Account/ Contract	Activity	Approved Work Plan Amount (\$)	Amended Work Plan Amount (\$)	Expended To Date (\$)	Percent Complete	Scheduled Completion Date
	3 Facility Assessment and Inventory	\$2,000.00	\$2,000.00	\$0.00		
	5 Inspect Channels	\$3,000.00	\$3,000.00	\$1,079.54		
	6 Inspect Levees, Deten/Debris Basins	\$0.00	\$0.00	\$0.00		
	8 Species Survey and Removal	\$0.00	\$0.00	\$0.00		
	10 Clean and Reshape Channels/Levees	\$5,000.00	\$5,000.00	\$0.00		
	15 Repair Lined Channel	\$5,000.00	\$5,000.00	\$0.00		
	20 Erosion Control and Repair	\$0.00	\$0.00	\$0.00		
	21 Provide/Maintain Dust Control	\$0.00	\$0.00	\$0.00		
	25 Clean Detention/Debris Basins	\$0.00	\$0.00	\$0.00		
	35 Fence Repair	\$2,000.00	\$2,000.00	\$0.00		
	40 Vegetation Control - Chemical	\$2,500.00	\$2,500.00	\$175.03		
	45 Vegetation Control - Mechanical	\$2,500.00	\$2,500.00	\$178.92		
	50 Maintain Access Road	\$0.00	\$0.00	\$0.00		
	55 Clean & Inspect Inlet/Outlet Structures	\$0.00	\$0.00	\$0.00		
	60 Repair Inlet/Outlet Structures	\$0.00	\$0.00	\$0.00		
	65 Clean Storm Sewer Lines	\$1,500.00	\$1,500.00	\$0.00		
	70 Storm Sewer Line Repair	\$1,500.00	\$1,500.00	\$0.00		
	75 Clean/Flush Culverts & Bridges	\$0.00	\$0.00	\$0.00		
	80 Miscellaneous Work Activities	\$30,000.00	\$30,000.00	\$12,614.93		
	85 Engineering	\$0.00	\$0.00	\$0.00		
	<b>TOTALS</b>	<b>\$55,000.00</b>	<b>\$55,000.00</b>	<b>\$14,048.42</b>	<b>26%</b>	

**Delays or problem areas:**

**Work completed during current quarter:**

**Work to be completed during next quarter:**

Channel Inspection, vegetation control and other work as assigned.

Consultant/  
 Contractor:  
 Project  
 Manager:

Angelo Santovito

Phone Number: 455-7540

**REGIONAL FLOOD CONTROL DISTRICT  
MAINTENANCE WORK PROGRAM  
QUARTERLY STATUS REPORT - FY 2015 - 2016**

MWP Facility #: CC 20  
 Facility Name: Indian Springs  
 MP Facility ID: ISWE 0100-0101  
 MP Facility ID: \_\_\_\_\_  
 MP Facility ID: \_\_\_\_\_  
 MP Facility ID: \_\_\_\_\_  
 MP Facility ID: \_\_\_\_\_  
 MP Facility ID: \_\_\_\_\_

Entity: CLARK COUNTY  
 Date Prepared: 7/21/2016  
 Quarter: 4th QTR

Force Account/ Contract	Activity	Approved Work Plan Amount (\$)	Amended Work Plan Amount (\$)	Expended To Date (\$)	Percent Complete	Scheduled Completion Date
	3 Facility Assessment and Inventory	\$1,000.00	\$1,000.00	\$0.00		
	5 Inspect Channels	\$1,000.00	\$600.00	\$0.00		
	6 Inspect Levees, Deten/Debris Basins	\$700.00	\$2,700.00	\$2,607.42		
	8 Species Survey and Removal	\$0.00	\$0.00	\$0.00		
	10 Clean and Reshape Channels/Levees	\$0.00	\$0.00	\$0.00		
	15 Repair Lined Channel	\$0.00	\$0.00	\$0.00		
	20 Erosion Control and Repair	\$0.00	\$0.00	\$0.00		
	21 Provide/Maintain Dust Control	\$0.00	\$0.00	\$0.00		
	25 Clean Detention/Debris Basins	\$5,000.00	\$4,500.00	\$0.00		
	35 Fence Repair	\$0.00	\$0.00	\$0.00		
	40 Vegetation Control - Chemical	\$0.00	\$0.00	\$0.00		
	45 Vegetation Control - Mechanical	\$0.00	\$0.00	\$0.00		
	50 Maintain Access Road	\$0.00	\$0.00	\$0.00		
	55 Clean & Inspect Inlet/Outlet Structures	\$0.00	\$0.00	\$0.00		
	60 Repair Inlet/Outlet Structures	\$0.00	\$0.00	\$0.00		
	65 Clean Storm Sewer Lines	\$0.00	\$0.00	\$0.00		
	70 Storm Sewer Line Repair	\$0.00	\$0.00	\$0.00		
	75 Clean/Flush Culverts & Bridges	\$0.00	\$0.00	\$0.00		
	80 Miscellaneous Work Activities	\$3,000.00	\$3,000.00	\$326.36		
	85 Engineering	\$0.00	\$0.00	\$0.00		
	<b>TOTALS</b>	<b>\$10,700.00</b>	<b>\$11,800.00</b>	<b>\$2,933.78</b>	<b>25%</b>	

Delays or problem areas:

Work completed during current quarter:

Work to be completed during next quarter:

Channel Inspection, vegetation control and other work as assigned.

Consultant/  
 Contractor:  
 Project  
 Manager:

Angelo Santovito

Phone Number: 455-7540

**REGIONAL FLOOD CONTROL DISTRICT  
MAINTENANCE WORK PROGRAM  
QUARTERLY STATUS REPORT - FY 2015 - 2016**

MWP Facility #: CC 21  
 Facility Name: Northern Beltway  
 MP Facility ID: CNWE 0000-0301 EKEA 0056-0338  
 MP Facility ID: GOBE 0000-0139 GOBW 0000-0048  
 MP Facility ID: GOL3 0000-0100 GOL5 0000-0032  
 MP Facility ID: GONO 0230-0335 RCBC 0000-0140  
 MP Facility ID: RCHB 0065-0198 RWWE 0493-0517  
 MP Facility ID: RWBE 0000 RWBW 0030

Entity: CLARK COUNTY  
 Date Prepared: 7/21/2016  
 Quarter: 4th QTR

Force Account/ Contract	Activity	Approved Work Plan Amount (\$)	Amended Work Plan Amount (\$)	Expended To Date (\$)	Percent Complete	Scheduled Completion Date
	3 Facility Assessment and Inventory	\$1,000.00	\$1,000.00	\$0.00		
	5 Inspect Channels	\$3,000.00	\$3,000.00	\$2,946.51		
	6 Inspect Levees, Deten/Debris Basins	\$0.00	\$0.00	\$0.00		
	8 Species Survey and Removal	\$0.00	\$0.00	\$0.00		
	10 Clean and Reshape Channels/Levees	\$10,000.00	\$6,500.00	\$0.00		
	15 Repair Lined Channel	\$2,000.00	\$5,500.00	\$5,121.90		
	20 Erosion Control and Repair	\$40,000.00	\$34,900.00	\$0.00		
	21 Provide/Maintain Dust Control	\$0.00	\$0.00	\$0.00		
	25 Clean Detention/Debris Basins	\$0.00	\$0.00	\$0.00		
	35 Fence Repair	\$5,000.00	\$5,000.00	\$0.00		
	40 Vegetation Control - Chemical	\$5,000.00	\$5,000.00	\$0.00		
	45 Vegetation Control - Mechanical	\$0.00	\$0.00	\$0.00		
	50 Maintain Access Road	\$0.00	\$0.00	\$0.00		
	55 Clean & Inspect Inlet/Outlet Structures	\$0.00	\$0.00	\$0.00		
	60 Repair Inlet/Outlet Structures	\$0.00	\$0.00	\$0.00		
	65 Clean Storm Sewer Lines	\$5,000.00	\$5,000.00	\$0.00		
	70 Storm Sewer Line Repair	\$0.00	\$0.00	\$0.00		
	75 Clean/Flush Culverts & Bridges	\$0.00	\$0.00	\$0.00		
	80 Miscellaneous Work Activities	\$35,000.00	\$40,100.00	\$40,056.74		
	85 Engineering	\$0.00	\$0.00	\$0.00		
	<b>TOTALS</b>	<b>\$106,000.00</b>	<b>\$106,000.00</b>	<b>\$48,125.15</b>	<b>45%</b>	

**Delays or problem areas:**

**Work completed during current quarter:**

**Work to be completed during next quarter:**

Channel maintenance contract adjacent to beltway.  
 Channel Inspection, vegetation control and other work as assigned.

Consultant/  
 Contractor:  
 Project  
 Manager:

Angelo Santovito

Phone Number: 455-7540



**REGIONAL FLOOD CONTROL DISTRICT  
MAINTENANCE WORK PROGRAM  
QUARTERLY STATUS REPORT FY 2015-16**

MWP Facility#: HEN 01  
Facility Name: C-1 CHANNEL  
MP Facility ID: C1CH 0000-0674

Entity: CITY OF HENDERSON  
Date Prepared: 6/30/16

Force Account/ Contract	Activity	Approved Work Plan Amount (\$)	Amended Work Plan Amount (\$)	Total Expenditures (\$)	Percent Complete	Scheduled Completion Date
	3 Facility Assessment and Inventory	\$4,000.00	\$0.00	\$0.00	0%	
	5 Inspect Channels		\$4,000.00	\$3,988.75	100%	
	6 Inspect Levees/Detention and Debris Basins					
	8 Species Survey and Removal					
	10 Clean and Reshape Channels/Levees	\$20,000.00	\$82,200.00	\$82,120.63	100%	
	15 Repair Lined Channel		\$2,400.00	\$2,306.35	96%	
	20 Erosion Control and Repair					
	21 Provide/Maintain Dust Control	\$5,000.00	\$1,800.00	\$1,784.01	99%	
	25 Clean Detention/Debris Basins					
	35 Fence Repair	\$10,000.00	\$12,200.00	\$12,147.37	100%	
	40 Vegetation Control - Chemical					
	45 Vegetation Control - Mechanical	\$6,000.00	\$4,000.00	\$3,971.32	99%	
	50 Maintain Access Road					
	55 Clean & Inspect Inlet/Outlet Structures					
	60 Repair Inlet/Outlet Structures					
	65 Clean Storm Sewer Lines					
	70 Storm Sewer Repair					
	75 Clean/Flush Culverts & Bridges					
	80 Miscellaneous Work Activities					
	85 Engineering		\$550.00	\$521.67	95%	
	<b>TOTALS</b>	<b>\$45,000.00</b>	<b>\$107,150.00</b>	<b>\$106,840.10</b>		<b>Jun-2016</b>

Delays or Problem Areas:

Work completed during prior fiscal year:

Completed programmed maintenance.

Work to be completed during current fiscal year:

Act 10 - Clean channel and dispose material. Activity 21 - Provide/Maintain Dust Control; Act 45 - Remove and dispose of vegetation along unlined banks of channel, at riprap lined sections, and at joints.

Consultant/  
Contractor:  
Project  
Manager:

Albert J. Jankowiak

(702) 267-3024

**REGIONAL FLOOD CONTROL DISTRICT  
MAINTENANCE WORK PROGRAM  
QUARTERLY STATUS REPORT FY 2015-16**

MWP Facility#: HEN 02  
Facility Name: GREENWAY CHANNEL  
MP Facility ID: C1GW 0000-0081

Entity: CITY OF HENDERSON  
Date Prepared: 6/30/16

Force Account/ Contract	Activity	Approved Work Plan Amount (\$)	Amended Work Plan Amount (\$)	Total Expenditures (\$)	Percent Complete	Scheduled Completion Date
	3 Facility Assessment and Inventory	\$4,000.00	\$0.00	\$0.00	0%	
	5 Inspect Channels	\$500.00	\$1,100.00	\$1,061.12	96%	
	6 Inspect Levees/Retention and Debris Basins					
	8 Species Survey and Removal					
	10 Clean and Reshape Channels/Levees	\$8,000.00	\$9,000.00	\$8,758.15	97%	
	15 Repair Lined Channel					
	20 Erosion Control and Repair					
	21 Provide/Maintain Dust Control					
	25 Clean Detention/Debris Basins					
	35 Fence Repair	\$2,000.00	\$150.00	\$121.29	81%	
	40 Vegetation Control - Chemical					
	45 Vegetation Control - Mechanical	\$2,000.00	\$0.00	\$0.00	0%	
	50 Maintain Access Road					
	55 Clean & Inspect Inlet/Outlet Structures					
	60 Repair Inlet/Outlet Structures					
	65 Clean Storm Sewer Lines					
	70 Storm Sewer Repair					
	75 Clean/Flush Culverts & Bridges	\$1,000.00	\$2,400.00	\$2,313.29	96%	
	80 Miscellaneous Work Activities					
	85 Engineering		\$100.00	\$75.98	76%	
	<b>TOTALS</b>	<b>\$17,500.00</b>	<b>\$12,750.00</b>	<b>\$12,329.83</b>		<b>Jun-2016</b>

Delays or Problem Areas:

Work completed during prior fiscal year:

Completed programmed maintenance.

Work to be completed during current fiscal year:

Act 10 - Clean channel and dispose of material. General maintenance activities.

Consultant/  
Contractor:  
Project  
Manager:

Albert J. Jankowiak

(702) 267-3024



**REGIONAL FLOOD CONTROL DISTRICT  
MAINTENANCE WORK PROGRAM  
QUARTERLY STATUS REPORT FY 2015-16**

MWP Facility#: HEN 03  
Facility Name: VAN WAGENEN CHANNEL  
MP Facility ID: PTVW 0010-0180

Entity: CITY OF HENDERSON  
Date Prepared: 6/30/16

Force Account/ Contract	Activity	Approved Work Plan Amount (\$)	Amended Work Plan Amount (\$)	Total Expenditures (\$)	Percent Complete	Scheduled Completion Date
	3 Facility Assessment and Inventory	\$4,000.00	\$0.00	\$0.00	0%	
	5 Inspect Channels	\$300.00	\$250.00	\$206.07	82%	
	6 Inspect Levees/Detention and Debris Basins					
	8 Species Survey and Removal					
	10 Clean and Reshape Channels/Levees	\$500.00	\$0.00	\$0.00	0%	
	15 Repair Lined Channel					
	20 Erosion Control and Repair					
	21 Provide/Maintain Dust Control					
	25 Clean Detention/Debris Basins					
	35 Fence Repair					
	40 Vegetation Control - Chemical					
	45 Vegetation Control - Mechanical	\$500.00	\$0.00	\$0.00	0%	
	50 Maintain Access Road					
	55 Clean & Inspect Inlet/Outlet Structures					
	60 Repair Inlet/Outlet Structures					
	65 Clean Storm Sewer Lines					
	70 Storm Sewer Repair					
	75 Clean/Flush Culverts & Bridges					
	80 Miscellaneous Work Activities					
	85 Engineering					
	<b>TOTALS</b>	<b>\$5,300.00</b>	<b>\$250.00</b>	<b>\$206.07</b>		<b>Jun-2016</b>

Delays or Problem Areas:

Work completed during prior fiscal year:

Completed programmed activities.

Work to be completed during current fiscal year:

Act 10 - Remove sediment, debris, and vegetation in open channel and dispose of material. General maintenance activities.

Consultant/  
Contractor:  
Project  
Manager: Albert J. Jankowiak (702) 267-3024

**REGIONAL FLOOD CONTROL DISTRICT  
MAINTENANCE WORK PROGRAM  
QUARTERLY STATUS REPORT FY 2015-16**

MWP Facility#: HEN 04  
Facility Name: GIBSON CHANNEL  
MP Facility ID: PTGB 0058-0249

Entity: CITY OF HENDERSON  
Date Prepared: 6/30/16

Force Account/ Contract	Activity	Approved Work Plan Amount (\$)	Amended Work Plan Amount (\$)	Total Expenditures (\$)	Percent Complete	Scheduled Completion Date
	3 Facility Assessment and Inventory	\$4,000.00	\$0.00	\$0.00	0%	
	5 Inspect Channels	\$500.00	\$950.00	\$921.58	97%	
	6 Inspect Levees/Detention and Debris Basins					
	8 Species Survey and Removal					
	10 Clean and Reshape Channels/Levees	\$5,000.00	\$1,700.00	\$1,685.44	99%	
	15 Repair Lined Channel					
	20 Erosion Control and Repair	\$1,000.00	\$0.00	\$0.00	0%	
	21 Provide/Maintain Dust Control	\$500.00	\$0.00	\$0.00	0%	
	25 Clean Detention/Debris Basins					
	35 Fence Repair	\$500.00	\$150.00	\$136.45	91%	
	40 Vegetation Control - Chemical					
	45 Vegetation Control - Mechanical	\$1,000.00	\$0.00	\$0.00	0%	
	50 Maintain Access Road					
	55 Clean & Inspect Inlet/Outlet Structures					
	60 Repair Inlet/Outlet Structures					
	65 Clean Storm Sewer Lines					
	70 Storm Sewer Repair					
	75 Clean/Flush Culverts & Bridges		\$7,900.00	\$7,875.83	100%	
	80 Miscellaneous Work Activities					
	85 Engineering		\$150.00	\$132.96	89%	
	<b>TOTALS</b>	<b>\$12,500.00</b>	<b>\$10,850.00</b>	<b>\$10,752.26</b>		<b>Jun-2016</b>

Delays or Problem Areas:

Work completed during prior fiscal year:

Completed programmed activities.

Work to be completed during current fiscal year:

Act 10 - Remove sediment, debris, and vegetation in open channel and dispose of material. General maintenance activities.

Consultant/  
Contractor:  
Project  
Manager: Albert J. Jankowiak (702) 267-3024

**REGIONAL FLOOD CONTROL DISTRICT  
MAINTENANCE WORK PROGRAM  
QUARTERLY STATUS REPORT FY 2015-16**

MWP Facility#: HEN 05  
Facility Name: LOWER PITTMAN CHANNEL  
MP Facility ID: PTDC 0013-0237

Entity: CITY OF HENDERSON  
Date Prepared: 6/30/16

Force Account/ Contract	Activity	Approved Work Plan Amount (\$)	Amended Work Plan Amount (\$)	Total Expenditures (\$)	Percent Complete	Scheduled Completion Date
	3 Facility Assessment and Inventory	\$4,000.00	\$0.00	\$0.00	0%	
	5 Inspect Channels	\$1,500.00	\$1,200.00	\$1,122.40	94%	
	6 Inspect Levees/Detention and Debris Basins					
	8 Species Survey and Removal					
	10 Clean and Reshape Channels/Levees	\$15,000.00	\$16,100.00	\$16,098.55	100%	
	15 Repair Lined Channel					
	20 Erosion Control and Repair					
	21 Provide/Maintain Dust Control					
	25 Clean Detention/Debris Basins		\$550.00	\$514.37	94%	
	35 Fence Repair	\$6,000.00	\$2,200.00	\$2,188.49	99%	
	40 Vegetation Control - Chemical					
	45 Vegetation Control - Mechanical	\$1,000.00	\$2,000.00	\$1,957.26	98%	
	50 Maintain Access Road					
	55 Clean & Inspect Inlet/Outlet Structures					
	60 Repair Inlet/Outlet Structures					
	65 Clean Storm Sewer Lines					
	70 Storm Sewer Repair					
	75 Clean/Flush Culverts & Bridges					
	80 Miscellaneous Work Activities	\$500.00	\$1,500.00	\$1,458.20	97%	
	85 Engineering		\$750.00	\$706.42	94%	
	<b>TOTALS</b>	<b>\$28,000.00</b>	<b>\$24,300.00</b>	<b>\$24,045.69</b>		<b>Jun-2016</b>

Delays or Problem Areas:

Work completed during prior fiscal year:

Completed programmed activities.

Work to be completed during current fiscal year:

Act 10 - Clean channel and dispose material. Activity 21 - Provide/Maintain Dust Control; Act 45 - Remove and dispose of vegetation along unlined banks of channel, at riprap lined sections, and at joints.

Consultant/  
Contractor:  
Project  
Manager:

Albert J. Jankowiak

(702) 267-3024

**REGIONAL FLOOD CONTROL DISTRICT  
MAINTENANCE WORK PROGRAM  
QUARTERLY STATUS REPORT FY 2015-16**

MWP Facility#: HEN 06  
Facility Name: UPPER PITTMAN WASH  
MP Facility ID: PTWA 0000-0047 & 0055-0476

Entity: CITY OF HENDERSON  
Date Prepared: 6/30/16

Force Account/ Contract	Activity	Approved Work Plan Amount (\$)	Amended Work Plan Amount (\$)	Total Expenditures (\$)	Percent Complete	Scheduled Completion Date
3	Facility Assessment and Inventory	\$4,000.00	\$0.00	\$0.00	0%	
5	Inspect Channels	\$1,500.00	\$5,000.00	\$4,986.38	100%	
6	Inspect Levees/Detention and Debris Basins		\$100.00	\$75.18	75%	
8	Species Survey and Removal		\$2,000.00	\$2,000.00	100%	
10	Clean and Reshape Channels/Levees	\$20,000.00	\$34,000.00	\$33,715.32	99%	
15	Repair Lined Channel		\$104,050.00	\$52,117.23	50%	
20	Erosion Control and Repair	\$30,000.00	\$700.00	\$638.76	91%	
21	Provide/Maintain Dust Control	\$5,000.00	\$2,200.00	\$2,145.55	98%	
25	Clean Detention/Debris Basins					
35	Fence Repair	\$1,000.00	\$600.00	\$541.28	90%	
40	Vegetation Control - Chemical	\$5,000.00	\$0.00	\$0.00	0%	
45	Vegetation Control - Mechanical	\$5,000.00	\$8,100.00	\$8,041.87	99%	
50	Maintain Access Road					
55	Clean & Inspect Inlet/Outlet Structures					
60	Repair Inlet/Outlet Structures					
65	Clean Storm Sewer Lines					
70	Storm Sewer Repair					
75	Clean/Flush Culverts & Bridges		\$15,000.00	\$14,929.75	100%	
80	Miscellaneous Work Activities		\$200.00	\$187.62	94%	
85	Engineering	\$5,000.00	\$12,500.00	\$12,310.40	98%	
<b>TOTALS</b>		<b>\$76,500.00</b>	<b>\$184,450.00</b>	<b>\$131,689.34</b>		<b>Jun-2016</b>

Delays or Problem Areas:

Work completed during prior fiscal year:

Completed programmed maintenance.

Work to be completed during current fiscal year:

Act 10 - Clean channel and dispose material. Activity 21 - Provide/Maintain Dust Control; Act 45 - Remove and dispose of vegetation along unlined banks of channel, at riprap lined sections, and at joints.

Consultant/  
Contractor: \_\_\_\_\_  
Project  
Manager: Albert J. Jankowiak (702) 267-3024

**REGIONAL FLOOD CONTROL DISTRICT  
MAINTENANCE WORK PROGRAM  
QUARTERLY STATUS REPORT FY 2015-16**

MWP Facility#: HEN 07  
Facility Name: UPRR CHANNEL  
MP Facility ID: PTRW 0000-0131

Entity: CITY OF HENDERSON  
Date Prepared: 6/30/16

Force Account/ Contract	Activity	Approved Work Plan Amount (\$)	Amended Work Plan Amount (\$)	Total Expenditures (\$)	Percent Complete	Scheduled Completion Date
	3 Facility Assessment and Inventory	\$4,000.00	\$0.00	\$0.00	0%	
	5 Inspect Channels	\$500.00	\$350.00	\$316.73	90%	
	6 Inspect Levees/Detention and Debris Basins					
	8 Species Survey and Removal					
	10 Clean and Reshape Channels/Levees	\$2,500.00	\$0.00	\$0.00	0%	
	15 Repair Lined Channel					
	20 Erosion Control and Repair					
	21 Provide/Maintain Dust Control					
	25 Clean Detention/Debris Basins					
	35 Fence Repair	\$2,500.00	\$200.00	\$158.16	79%	
	40 Vegetation Control - Chemical	\$1,000.00	\$0.00	\$0.00	0%	
	45 Vegetation Control - Mechanical	\$1,000.00	\$0.00	\$0.00	0%	
	50 Maintain Access Road					
	55 Clean & Inspect Inlet/Outlet Structures					
	60 Repair Inlet/Outlet Structures					
	65 Clean Storm Sewer Lines					
	70 Storm Sewer Repair					
	75 Clean/Flush Culverts & Bridges					
	80 Miscellaneous Work Activities					
	85 Engineering					
	<b>TOTALS</b>	<b>\$11,500.00</b>	<b>\$550.00</b>	<b>\$474.89</b>		<b>Jun-2016</b>

Delays or Problem Areas:

Work completed during prior fiscal year:

Completed programmed maintenance.

Work to be completed during current fiscal year:

Act 10 - Clean channel and dispose material. Activity 21 - Provide/Maintain Dust Control; Act 45 - Remove and dispose of vegetation along unlined banks of channel, at riprap lined sections, and at joints.

Consultant/  
Contractor:  
Project  
Manager:

Albert J. Jankowiak

(702) 267-3024

**REGIONAL FLOOD CONTROL DISTRICT  
MAINTENANCE WORK PROGRAM  
QUARTERLY STATUS REPORT FY 2015-16**

MWP Facility#: HEN 08  
Facility Name: SANDWEDGE CHANNEL  
MP Facility ID: PTSW 0000-0129

Entity: CITY OF HENDERSON  
Date Prepared: 6/30/16

Force Account/ Contract	Activity	Approved Work Plan Amount (\$)	Amended Work Plan Amount (\$)	Total Expenditures (\$)	Percent Complete	Scheduled Completion Date
	3 Facility Assessment and Inventory	\$4,000.00	\$0.00	\$0.00	0%	
	5 Inspect Channels	\$300.00	\$600.00	\$549.48	92%	
	6 Inspect Levees/Detention and Debris Basins					
	8 Species Survey and Removal					
	10 Clean and Reshape Channels/Levees	\$2,000.00	\$300.00	\$179.23	60%	
	15 Repair Lined Channel	\$2,000.00	\$250.00	\$221.78	89%	
	20 Erosion Control and Repair					
	21 Provide/Maintain Dust Control	\$500.00	\$1,300.00	\$1,217.14	94%	
	25 Clean Detention/Debris Basins					
	35 Fence Repair					
	40 Vegetation Control - Chemical					
	45 Vegetation Control - Mechanical	\$2,500.00	\$2,700.00	\$2,647.78	98%	
	50 Maintain Access Road					
	55 Clean & Inspect Inlet/Outlet Structures					
	60 Repair Inlet/Outlet Structures					
	65 Clean Storm Sewer Lines					
	70 Storm Sewer Repair					
	75 Clean/Flush Culverts & Bridges					
	80 Miscellaneous Work Activities					
	85 Engineering					
	<b>TOTALS</b>	<b>\$11,300.00</b>	<b>\$5,150.00</b>	<b>\$4,815.41</b>		<b>Jun-2016</b>

Delays or Problem Areas:

Work completed during prior fiscal year:

Completed programmed activities.

Work to be completed during current fiscal year:

Act 10 - Clean channel and dispose material. Activity 21 - Provide/Maintain Dust Control; Act 45 - Remove and dispose of vegetation along unlined banks of channel, at riprap lined sections, and at joints.

Consultant/  
Contractor:  
Project  
Manager:

Albert J. Jankowiak

(702) 267-3024



**REGIONAL FLOOD CONTROL DISTRICT  
MAINTENANCE WORK PROGRAM  
QUARTERLY STATUS REPORT FY 2015-16**

MWP Facility#: HEN 09  
Facility Name: WHITNEY RANCH CHANNEL  
MP Facility ID: WWDC 0000-0098

Entity: CITY OF HENDERSON  
Date Prepared: 6/30/16

Force Account/ Contract	Activity	Approved Work Plan Amount (\$)	Amended Work Plan Amount (\$)	Total Expenditures (\$)	Percent Complete	Scheduled Completion Date
	3 Facility Assessment and Inventory	\$4,000.00	\$0.00	\$0.00	0%	
	5 Inspect Channels	\$500.00	\$550.00	\$542.67	99%	
	6 Inspect Levees/Detention and Debris Basins					
	8 Species Survey and Removal					
	10 Clean and Reshape Channels/Levees	\$6,000.00	\$900.00	\$811.85	90%	
	15 Repair Lined Channel	\$2,000.00	\$0.00	\$0.00	0%	
	20 Erosion Control and Repair					
	21 Provide/Maintain Dust Control					
	25 Clean Detention/Debris Basins					
	35 Fence Repair					
	40 Vegetation Control - Chemical					
	45 Vegetation Control - Mechanical	\$2,000.00	\$0.00	\$0.00	0%	
	50 Maintain Access Road					
	55 Clean & Inspect Inlet/Outlet Structures					
	60 Repair Inlet/Outlet Structures					
	65 Clean Storm Sewer Lines					
	70 Storm Sewer Repair					
	75 Clean/Flush Culverts & Bridges					
	80 Miscellaneous Work Activities					
	85 Engineering	\$1,000.00	\$200.00	\$164.95	82%	
	<b>TOTALS</b>	<b>\$15,500.00</b>	<b>\$1,650.00</b>	<b>\$1,519.47</b>		<b>Jun-2016</b>

Delays or Problem Areas:

Work completed during prior fiscal year:

Completed programmed activities.

Work to be completed during current fiscal year:

Act 10 - Clean channel and dispose of material. Act 45 - Remove vegetation and dispose of material. General maintenance activities.

Consultant/  
Contractor:  
Project  
Manager:

Albert J. Jankowiak

(702) 267-3024

**REGIONAL FLOOD CONTROL DISTRICT  
MAINTENANCE WORK PROGRAM  
QUARTERLY STATUS REPORT FY 2015-16**

MWP Facility#: HEN 10  
Facility Name: DUCK CREEK CHANNEL  
MP Facility ID: DCWA 0646-0669

Entity: CITY OF HENDERSON  
Date Prepared: 6/30/16

Force Account/ Contract	Activity	Approved Work Plan Amount (\$)	Amended Work Plan Amount (\$)	Total Expenditures (\$)	Percent Complete	Scheduled Completion Date
	3 Facility Assessment and Inventory	\$1,000.00	\$0.00	\$0.00	0%	
	5 Inspect Channels	\$500.00	\$400.00	\$357.71	89%	
	6 Inspect Levees/Detention and Debris Basins					
	8 Species Survey and Removal					
	10 Clean and Reshape Channels/Levees					
	15 Repair Lined Channel					
	20 Erosion Control and Repair					
	21 Provide/Maintain Dust Control					
	25 Clean Detention/Debris Basins					
	35 Fence Repair	\$2,000.00	\$300.00	\$120.63	40%	
	40 Vegetation Control - Chemical					
	45 Vegetation Control - Mechanical					
	50 Maintain Access Road					
	55 Clean & Inspect Inlet/Outlet Structures					
	60 Repair Inlet/Outlet Structures					
	65 Clean Storm Sewer Lines					
	70 Storm Sewer Repair					
	75 Clean/Flush Culverts & Bridges					
	80 Miscellaneous Work Activities					
	85 Engineering					
	<b>TOTALS</b>	<b>\$3,500.00</b>	<b>\$700.00</b>	<b>\$478.34</b>		<b>Jun-2016</b>

Delays or Problem Areas:

Work completed during prior fiscal year:

Completed programmed activities.

Work to be completed during current fiscal year:

Act 10 - Clean channel and dispose of material. Act 45 - Remove vegetation and dispose of material. General maintenance activities.

Consultant/  
Contractor:  
Project  
Manager: Albert J. Jankowiak

(702) 267-3024



**REGIONAL FLOOD CONTROL DISTRICT  
MAINTENANCE WORK PROGRAM  
QUARTERLY STATUS REPORT FY 2015-16**

MWP Facility#: HEN 11  
Facility Name: MISSION HILLS DETENTION BASIN  
MP Facility ID: C1CH 0686-0854 & 0882

Entity: CITY OF HENDERSON  
Date Prepared: 6/30/16

Force Account/ Contract	Activity	Approved Work Plan Amount (\$)	Amended Work Plan Amount (\$)	Total Expenditures (\$)	Percent Complete	Scheduled Completion Date
	3 Facility Assessment and Inventory	\$4,000.00	\$0.00	\$0.00	0%	
	5 Inspect Channels	\$500.00	\$500.00	\$400.68	80%	
	6 Inspect Levees/Detention and Debris Basins	\$2,500.00	\$650.00	\$624.86	96%	
	8 Species Survey and Removal					
	10 Clean and Reshape Channels/Levees	\$500.00	\$0.00	\$0.00	0%	
	15 Repair Lined Channel					
	20 Erosion Control and Repair		\$3,000.00	\$2,764.57	92%	
	21 Provide/Maintain Dust Control	\$500.00	\$2,400.00	\$2,339.16	97%	
	25 Clean Detention/Debris Basins	\$100,000.00	\$1,100.00	\$1,095.79	100%	
	35 Fence Repair	\$500.00	\$600.00	\$559.60	93%	
	40 Vegetation Control - Chemical					
	45 Vegetation Control - Mechanical	\$500.00	\$7,900.00	\$7,813.99	99%	
	50 Maintain Access Road					
	55 Clean & Inspect Inlet/Outlet Structures	\$450.00	\$0.00	\$0.00	0%	
	60 Repair Inlet/Outlet Structures					
	65 Clean Storm Sewer Lines					
	70 Storm Sewer Repair					
	75 Clean/Flush Culverts & Bridges					
	80 Miscellaneous Work Activities	\$5,000.00	\$1,700.00	\$1,663.27	98%	
	85 Engineering	\$35,000.00	\$750.00	\$702.68	94%	
	<b>TOTALS</b>	<b>\$149,450.00</b>	<b>\$18,600.00</b>	<b>\$17,964.60</b>		<b>Jun-2016</b>

Delays or Problem Areas:

Work completed during prior fiscal year:

Completed programmed activities.

Work to be completed during current fiscal year:

Act 25-Remove accumulated sediment and reshape detention basin bottom to contours on approved plan, Act 80 - Survey for reshaping basin bottom. Act 85 - Engineering support for reshaping basin bottom. Maintain EAP. General maintenance activities.

Consultant/  
Contractor:  
Project  
Manager:

Albert J. Jankowiak

(702) 267-3024

**REGIONAL FLOOD CONTROL DISTRICT  
MAINTENANCE WORK PROGRAM  
QUARTERLY STATUS REPORT FY 2015-16**

MWP Facility#: HEN 12  
Facility Name: RAILROAD EAST CHANNEL  
MP Facility ID: PTRE 0000-0246

Entity: CITY OF HENDERSON  
Date Prepared: 6/30/16

Force Account/ Contract	Activity	Approved Work Plan Amount (\$)	Amended Work Plan Amount (\$)	Total Expenditures (\$)	Percent Complete	Scheduled Completion Date
	3 Facility Assessment and Inventory	\$4,000.00	\$0.00	\$0.00	0%	
	5 Inspect Channels	\$500.00	\$500.00	\$496.34	99%	
	6 Inspect Levees/Detention and Debris Basins					
	8 Species Survey and Removal					
	10 Clean and Reshape Channels/Levees	\$1,000.00	\$1,700.00	\$1,606.98	95%	
	15 Repair Lined Channel					
	20 Erosion Control and Repair					
	21 Provide/Maintain Dust Control		\$150.00	\$101.07	67%	
	25 Clean Detention/Debris Basins	\$1,000.00	\$0.00	\$0.00	0%	
	35 Fence Repair					
	40 Vegetation Control - Chemical					
	45 Vegetation Control - Mechanical	\$1,000.00	\$5,500.00	\$5,496.08	100%	
	50 Maintain Access Road					
	55 Clean & Inspect Inlet/Outlet Structures					
	60 Repair Inlet/Outlet Structures					
	65 Clean Storm Sewer Lines					
	70 Storm Sewer Repair					
	75 Clean/Flush Culverts & Bridges		\$700.00	\$616.63	88%	
	80 Miscellaneous Work Activities					
	85 Engineering					
	<b>TOTALS</b>	<b>\$7,500.00</b>	<b>\$8,550.00</b>	<b>\$8,317.10</b>		<b>Jun-2016</b>

Delays or Problem Areas:

Work completed during prior fiscal year:

Completed programmed activities.

Work to be completed during current fiscal year:

Act 10 - Clean channel and dispose of material. Act 45 - Remove vegetation and dispose of material. General maintenance activities.

Consultant/  
Contractor:  
Project  
Manager:

Albert J. Jankowiak

(702) 267-3024

**REGIONAL FLOOD CONTROL DISTRICT  
MAINTENANCE WORK PROGRAM  
QUARTERLY STATUS REPORT FY 2015-16**

MWP Facility#: HEN 13  
Facility Name: MACDONALD RANCH CHANNEL  
MP Facility ID: PTMR 0000-0399

Entity: CITY OF HENDERSON  
Date Prepared: 6/30/16

Force Account/ Contract	Activity	Approved Work Plan Amount (\$)	Amended Work Plan Amount (\$)	Total Expenditures (\$)	Percent Complete	Scheduled Completion Date
	3 Facility Assessment and Inventory	\$3,300.00	\$0.00	\$0.00	0%	
	5 Inspect Channels	\$500.00	\$1,000.00	\$992.92	99%	
	6 Inspect Levees/Detention and Debris Basins					
	8 Species Survey and Removal					
	10 Clean and Reshape Channels/Levees	\$5,000.00	\$3,600.00	\$3,525.90	98%	
	15 Repair Lined Channel					
	20 Erosion Control and Repair					
	21 Provide/Maintain Dust Control					
	25 Clean Detention/Debris Basins					
	35 Fence Repair	\$1,000.00	\$0.00	\$0.00	0%	
	40 Vegetation Control - Chemical					
	45 Vegetation Control - Mechanical	\$1,000.00	\$4,100.00	\$4,090.45	100%	
	50 Maintain Access Road					
	55 Clean & Inspect Inlet/Outlet Structures		\$1,600.00	\$1,514.21	95%	
	60 Repair Inlet/Outlet Structures					
	65 Clean Storm Sewer Lines					
	70 Storm Sewer Repair					
	75 Clean/Flush Culverts & Bridges					
	80 Miscellaneous Work Activities					
	85 Engineering					
	<b>TOTALS</b>	<b>\$10,800.00</b>	<b>\$10,300.00</b>	<b>\$10,123.48</b>		<b>Jun-2016</b>
Delays or Problem Areas:						
Work completed during prior fiscal year:						
Completed programmed activities.						
Work to be completed during current fiscal year:						
General maintenance activities.						

Consultant/  
Contractor:  
Project  
Manager: Albert J. Jankowiak (702) 267-3024

**REGIONAL FLOOD CONTROL DISTRICT  
MAINTENANCE WORK PROGRAM  
QUARTERLY STATUS REPORT FY 2015-16**

MWP Facility#: HEN 14  
Facility Name: DRAKE CHANNEL  
MP Facility ID: C1DC 0000-0101

Entity: CITY OF HENDERSON  
Date Prepared: 6/30/16

Force Account/ Contract	Activity	Approved Work Plan Amount (\$)	Amended Work Plan Amount (\$)	Total Expenditures (\$)	Percent Complete	Scheduled Completion Date
	3 Facility Assessment and Inventory	\$300.00	\$0.00	\$0.00	0%	
	5 Inspect Channels	\$500.00	\$300.00	\$263.29	88%	
	6 Inspect Levees/Detention and Debris Basins					
	8 Species Survey and Removal					
	10 Clean and Reshape Channels/Levees	\$3,000.00	\$0.00	\$0.00	0%	
	15 Repair Lined Channel					
	20 Erosion Control and Repair					
	21 Provide/Maintain Dust Control					
	25 Clean Detention/Debris Basins					
	35 Fence Repair	\$500.00	\$0.00	\$0.00	0%	
	40 Vegetation Control - Chemical					
	45 Vegetation Control - Mechanical	\$2,000.00	\$0.00	\$0.00	0%	
	50 Maintain Access Road					
	55 Clean & Inspect Inlet/Outlet Structures					
	60 Repair Inlet/Outlet Structures					
	65 Clean Storm Sewer Lines					
	70 Storm Sewer Repair					
	75 Clean/Flush Culverts & Bridges					
	80 Miscellaneous Work Activities					
	85 Engineering		\$22,000.00	\$21,515.13	98%	
	<b>TOTALS</b>	<b>\$6,300.00</b>	<b>\$22,300.00</b>	<b>\$21,778.42</b>		<b>Jun-2016</b>

Delays or Problem Areas:

Work completed during prior fiscal year:

Completed other programmed activities.

Work to be completed during current fiscal year:

Act 10 - Clean channel and dispose of material. Act 45 - Remove vegetation and dispose of material. General maintenance activities.

Consultant/  
Contractor:  
Project  
Manager:

Albert J. Jankowiak

(702) 267-3024

**REGIONAL FLOOD CONTROL DISTRICT  
MAINTENANCE WORK PROGRAM  
QUARTERLY STATUS REPORT FY 2015-16**

MWP Facility#: HEN 15  
Facility Name: I-515 CHANNEL  
MP Facility ID: PTIS 0000-0258

Entity: CITY OF HENDERSON  
Date Prepared: 6/30/16

Force Account/ Contract	Activity	Approved Work Plan Amount (\$)	Amended Work Plan Amount (\$)	Total Expenditures (\$)	Percent Complete	Scheduled Completion Date
	3 Facility Assessment and Inventory	\$300.00	\$0.00	\$0.00	0%	
	5 Inspect Channels	\$500.00	\$1,500.00	\$1,472.18	98%	
	6 Inspect Levees/Detention and Debris Basins					
	8 Species Survey and Removal					
	10 Clean and Reshape Channels/Levees	\$1,000.00	\$16,500.00	\$16,241.23	98%	
	15 Repair Lined Channel					
	20 Erosion Control and Repair		\$11,000.00	\$10,257.80	93%	
	21 Provide/Maintain Dust Control	\$1,000.00	\$6,500.00	\$6,457.91	99%	
	25 Clean Detention/Debris Basins					
	35 Fence Repair	\$1,000.00	\$1,100.00	\$1,079.75	98%	
	40 Vegetation Control - Chemical					
	45 Vegetation Control - Mechanical		\$7,200.00	\$7,123.71	99%	
	50 Maintain Access Road					
	55 Clean & Inspect Inlet/Outlet Structures					
	60 Repair Inlet/Outlet Structures					
	65 Clean Storm Sewer Lines					
	70 Storm Sewer Repair					
	75 Clean/Flush Culverts & Bridges					
	80 Miscellaneous Work Activities					
	85 Engineering					
	<b>TOTALS</b>	<b>\$3,800.00</b>	<b>\$43,800.00</b>	<b>\$42,632.58</b>		<b>Jun-2016</b>

Delays or Problem Areas:

Work completed during prior fiscal year:

Completed programmed activities.

Work to be completed during current fiscal year:

General maintenance activities.

Consultant/  
Contractor:  
Project  
Manager: Albert J. Jankowiak

(702) 267-3024

**REGIONAL FLOOD CONTROL DISTRICT  
MAINTENANCE WORK PROGRAM  
QUARTERLY STATUS REPORT FY 2015-16**

MWP Facility#: HEN 16  
Facility Name: EASTERN CHANNEL  
MP Facility ID: PTEA 0000-0210, 0291, & 0500-0755

Entity: CITY OF HENDERSON  
Date Prepared: 6/30/16

Force Account/ Contract	Activity	Approved Work Plan Amount (\$)	Amended Work Plan Amount (\$)	Total Expenditures (\$)	Percent Complete	Scheduled Completion Date
	3 Facility Assessment and Inventory	\$300.00	\$0.00	\$0.00	0%	
	5 Inspect Channels	\$500.00	\$650.00	\$630.20	97%	
	6 Inspect Levees/Detention and Debris Basins		\$200.00	\$180.98	90%	
	8 Species Survey and Removal					
	10 Clean and Reshape Channels/Levees	\$2,000.00	\$400.00	\$396.18	99%	
	15 Repair Lined Channel					
	20 Erosion Control and Repair					
	21 Provide/Maintain Dust Control					
	25 Clean Detention/Debris Basins					
	35 Fence Repair	\$1,500.00	\$150.00	\$126.53	84%	
	40 Vegetation Control - Chemical					
	45 Vegetation Control - Mechanical	\$1,000.00	\$0.00	\$0.00	0%	
	50 Maintain Access Road					
	55 Clean & Inspect Inlet/Outlet Structures					
	60 Repair Inlet/Outlet Structures					
	65 Clean Storm Sewer Lines					
	70 Storm Sewer Repair					
	75 Clean/Flush Culverts & Bridges	\$2,000.00	\$0.00	\$0.00	0%	
	80 Miscellaneous Work Activities					
	85 Engineering		\$13,700.00	\$13,657.46	100%	
	<b>TOTALS</b>	<b>\$7,300.00</b>	<b>\$15,100.00</b>	<b>\$14,991.35</b>		<b>Jun-2016</b>

Delays or Problem Areas:

Work completed during prior fiscal year:

Completed programmed activities.

Work to be completed during current fiscal year:

General maintenance activities.

Consultant/  
Contractor:  
Project.  
Manager:

Albert J. Jankowiak

(702) 267-3024



**REGIONAL FLOOD CONTROL DISTRICT  
MAINTENANCE WORK PROGRAM  
QUARTERLY STATUS REPORT FY 2015-16**

MWP Facility#: HEN 17  
 Facility Name: WESTERN INTERCEPTOR  
 MP Facility ID: C1CH 0871-0972

Entity: CITY OF HENDERSON  
 Date Prepared: 6/30/16

Force Account/ Contract	Activity	Approved Work Plan Amount (\$)	Amended Work Plan Amount (\$)	Total Expenditures (\$)	Percent Complete	Scheduled Completion Date
	3 Facility Assessment and Inventory	\$300.00	\$0.00	\$0.00	0%	
	5 Inspect Channels	\$500.00	\$350.00	\$341.64	98%	
	6 Inspect Levees/Detention and Debris Basins					
	8 Species Survey and Removal					
	10 Clean and Reshape Channels/Levees					
	15 Repair Lined Channel					
	20 Erosion Control and Repair					
	21 Provide/Maintain Dust Control					
	25 Clean Detention/Debris Basins					
	35 Fence Repair	\$1,000.00	\$100.00	\$99.51	100%	
	40 Vegetation Control - Chemical					
	45 Vegetation Control - Mechanical	\$2,000.00	\$400.00	\$396.22	99%	
	50 Maintain Access Road					
	55 Clean & Inspect Inlet/Outlet Structures					
	60 Repair Inlet/Outlet Structures					
	65 Clean Storm Sewer Lines					
	70 Storm Sewer Repair					
	75 Clean/Flush Culverts & Bridges					
	80 Miscellaneous Work Activities		\$2,200.00	\$2,119.53	96%	
	85 Engineering					
	<b>TOTALS</b>	<b>\$3,800.00</b>	<b>\$3,050.00</b>	<b>\$2,956.90</b>		<b>Jun-2016</b>
Delays or Problem Areas:						
Work completed during prior fiscal year:						
Completed programmed activities.						
Work to be completed during current fiscal year:						
General maintenance activities.						

Consultant/  
 Contractor:  
 Project  
 Manager: Albert J. Jankowiak (702) 267-3024

**REGIONAL FLOOD CONTROL DISTRICT  
MAINTENANCE WORK PROGRAM  
QUARTERLY STATUS REPORT FY 2015-16**

MWP Facility#: HEN 18  
Facility Name: EQUESTRIAN DETENTION BASIN  
MP Facility ID: C1EQ 0152-0297, C1E1 0000-0002

Entity: CITY OF HENDERSON  
Date Prepared: 6/30/16

Force Account/ Contract	Activity	Approved Work Plan Amount (\$)	Amended Work Plan Amount (\$)	Total Expenditures (\$)	Percent Complete	Scheduled Completion Date
	3 Facility Assessment and Inventory	\$300.00	\$0.00	\$0.00	0%	
	5 Inspect Channels	\$500.00	\$500.00	\$431.68	86%	
	6 Inspect Levees/Detention and Debris Basins	\$2,000.00	\$550.00	\$523.42	95%	
	8 Species Survey and Removal	\$5,000.00	\$0.00	\$0.00	0%	
	10 Clean and Reshape Channels/Levees					
	15 Repair Lined Channel					
	20 Erosion Control and Repair					
	21 Provide/Maintain Dust Control	\$1,000.00	\$0.00	\$0.00	0%	
	25 Clean Detention/Debris Basins					
	35 Fence Repair	\$1,000.00	\$1,900.00	\$1,891.39	100%	
	40 Vegetation Control - Chemical					
	45 Vegetation Control - Mechanical	\$1,000.00	\$0.00	\$0.00	0%	
	50 Maintain Access Road					
	55 Clean & Inspect Inlet/Outlet Structures					
	60 Repair Inlet/Outlet Structures					
	65 Clean Storm Sewer Lines					
	70 Storm Sewer Repair					
	75 Clean/Flush Culverts & Bridges					
	80 Miscellaneous Work Activities		\$1,100.00	\$1,041.25	95%	
	85 Engineering	\$18,000.00	\$900.00	\$842.42	94%	
	<b>TOTALS</b>	<b>\$28,800.00</b>	<b>\$4,950.00</b>	<b>\$4,730.16</b>		<b>Jun-2016</b>

Delays or Problem Areas:

Work completed during prior fiscal year:

Completed programmed activities.

Work to be completed during current fiscal year:

Act 85 - Miscellaneous planning, engineering and project management to ensure levee maintenance and repairs meet FEMA criteria. General maintenance activities. General maintenance activities.

Consultant/  
Contractor:  
Project  
Manager:

Albert J. Jankowiak

(702) 267-3024



**REGIONAL FLOOD CONTROL DISTRICT  
MAINTENANCE WORK PROGRAM  
QUARTERLY STATUS REPORT FY 2015-16**

MWP Facility#: HEN 19  
Facility Name: SUNRIDGE CHANNEL  
MP Facility ID: PTPW 0000-0262

Entity: CITY OF HENDERSON  
Date Prepared: 6/30/16

Force Account/ Contract	Activity	Approved Work Plan Amount (\$)	Amended Work Plan Amount (\$)	Total Expenditures (\$)	Percent Complete	Scheduled Completion Date
	3 Facility Assessment and Inventory	\$300.00	\$0.00	\$0.00	0%	
	5 Inspect Channels	\$500.00	\$900.00	\$887.06	99%	
	6 Inspect Levees/Detention and Debris Basins					
	8 Species Survey and Removal					
	10 Clean and Reshape Channels/Levees	\$3,000.00	\$7,700.00	\$7,653.26	99%	
	15 Repair Lined Channel					
	20 Erosion Control and Repair					
	21 Provide/Maintain Dust Control					
	25 Clean Detention/Debris Basins					
	35 Fence Repair	\$1,500.00	\$1,500.00	\$1,467.81	98%	
	40 Vegetation Control - Chemical					
	45 Vegetation Control - Mechanical	\$3,000.00	\$2,800.00	\$2,731.67	98%	
	50 Maintain Access Road					
	55 Clean & Inspect Inlet/Outlet Structures					
	60 Repair Inlet/Outlet Structures					
	65 Clean Storm Sewer Lines					
	70 Storm Sewer Repair					
	75 Clean/Flush Culverts & Bridges					
	80 Miscellaneous Work Activities					
	85 Engineering					
	<b>TOTALS</b>	<b>\$8,300.00</b>	<b>\$12,900.00</b>	<b>\$12,739.80</b>		<b>Jun-2016</b>

Delays or Problem Areas:

Work completed during prior fiscal year:

Completed programmed activities.

Work to be completed during current fiscal year:

General maintenance activities.

Consultant/  
Contractor:  
Project  
Manager:

Albert J. Jankowiak

(702) 267-3024

**REGIONAL FLOOD CONTROL DISTRICT  
MAINTENANCE WORK PROGRAM  
QUARTERLY STATUS REPORT FY 2015-16**

MWP Facility#: HEN 20  
Facility Name: PITTMAN WASH RAILROAD CHANNEL  
MP Facility ID: PTRR 0000-0135

Entity: CITY OF HENDERSON  
Date Prepared: 6/30/16

Force Account/ Contract	Activity	Approved Work Plan Amount (\$)	Amended Work Plan Amount (\$)	Total Expenditures (\$)	Percent Complete	Scheduled Completion Date
	3 Facility Assessment and Inventory	\$300.00	\$0.00	\$0.00	0%	
	5 Inspect Channels	\$500.00	\$650.00	\$630.99	97%	
	6 Inspect Levees/Detention and Debris Basins					
	8 Species Survey and Removal					
	10 Clean and Reshape Channels/Levees	\$1,000.00	\$0.00	\$0.00	0%	
	15 Repair Lined Channel					
	20 Erosion Control and Repair					
	21 Provide/Maintain Dust Control	\$500.00		\$0.00	0%	
	25 Clean Detention/Debris Basins					
	35 Fence Repair	\$2,500.00	\$450.00	\$423.97	94%	
	40 Vegetation Control - Chemical					
	45 Vegetation Control - Mechanical	\$1,000.00	\$0.00	\$0.00	0%	
	50 Maintain Access Road					
	55 Clean & Inspect Inlet/Outlet Structures		\$200.00	\$181.96	91%	
	60 Repair Inlet/Outlet Structures					
	65 Clean Storm Sewer Lines					
	70 Storm Sewer Repair					
	75 Clean/Flush Culverts & Bridges					
	80 Miscellaneous Work Activities					
	85 Engineering					
	<b>TOTALS</b>	<b>\$5,800.00</b>	<b>\$1,300.00</b>	<b>\$1,236.92</b>		<b>Jun-2016</b>

Delays or Problem Areas:

Work completed during prior fiscal year:

Completed programmed activities.

Work to be completed during current fiscal year:

General maintenance activities.

Consultant/  
Contractor:  
Project  
Manager: Albert J. Jankowiak

(702) 267-3024

**REGIONAL FLOOD CONTROL DISTRICT  
MAINTENANCE WORK PROGRAM  
QUARTERLY STATUS REPORT FY 2015-16**

MWP Facility#: HEN 21  
Facility Name: PITTMAN PARK DETENTION BASIN  
MP Facility ID: PTWA 0048 - 0050

Entity: CITY OF HENDERSON  
Date Prepared: 6/30/16

Force Account/ Contract	Activity	Approved Work Plan Amount (\$)	Amended Work Plan Amount (\$)	Total Expenditures (\$)	Percent Complete	Scheduled Completion Date
3	Facility Assessment and Inventory	\$300.00	\$0.00	\$0.00	0%	
5	Inspect Channels		\$500.00	\$450.82	90%	
6	Inspect Levees/Detention and Debris Basins	\$1,400.00	\$350.00	\$318.76	91%	
8	Species Survey and Removal					
10	Clean and Reshape Channels/Levees		\$2,700.00	\$2,637.40	98%	
15	Repair Lined Channel					
20	Erosion Control and Repair					
21	Provide/Maintain Dust Control					
25	Clean Detention/Debris Basins	\$2,000.00	\$2,200.00	\$2,181.00	99%	
35	Fence Repair		\$200.00	\$158.61	79%	
40	Vegetation Control - Chemical					
45	Vegetation Control - Mechanical					
50	Maintain Access Road					
55	Clean & Inspect Inlet/Outlet Structures					
60	Repair Inlet/Outlet Structures					
65	Clean Storm Sewer Lines					
70	Storm Sewer Repair					
75	Clean/Flush Culverts & Bridges					
80	Miscellaneous Work Activities		\$650.00	\$608.75	94%	
85	Engineering	\$1,000.00	\$550.00	\$513.12	93%	
	<b>TOTALS</b>	<b>\$4,700.00</b>	<b>\$7,150.00</b>	<b>\$6,868.46</b>		<b>Jun-2016</b>

Delays or Problem Areas:

Work completed during prior fiscal year:

Completed programmed activities.

Work to be completed during current fiscal year:

General maintenance activities.

Consultant/  
Contractor:  
Project  
Manager: Albert J. Jankowiak

(702) 267-3024

**REGIONAL FLOOD CONTROL DISTRICT  
MAINTENANCE WORK PROGRAM  
QUARTERLY STATUS REPORT FY 2015-16**

MWP Facility#: HEN 22  
Facility Name: PITTMAN WASH BURNS  
MP Facility ID: PTBR 0020-0175

Entity: CITY OF HENDERSON  
Date Prepared: 6/30/16

Force Account/ Contract	Activity	Approved Work Plan Amount (\$)	Amended Work Plan Amount (\$)	Total Expenditures (\$)	Percent Complete	Scheduled Completion Date
	3 Facility Assessment and Inventory	\$300.00	\$0.00	\$0.00	0%	
	5 Inspect Channels	\$500.00	\$550.00	\$525.54	96%	
	6 Inspect Levees/Detention and Debris Basins					
	8 Species Survey and Removal					
	10 Clean and Reshape Channels/Levees	\$2,000.00	\$2,000.00	\$1,975.01	99%	
	15 Repair Lined Channel					
	20 Erosion Control and Repair					
	21 Provide/Maintain Dust Control					
	25 Clean Detention/Debris Basins					
	35 Fence Repair	\$1,000.00	\$0.00	\$0.00	0%	
	40 Vegetation Control - Chemical					
	45 Vegetation Control - Mechanical	\$2,000.00	\$0.00	\$0.00	0%	
	50 Maintain Access Road					
	55 Clean & Inspect Inlet/Outlet Structures					
	60 Repair Inlet/Outlet Structures					
	65 Clean Storm Sewer Lines					
	70 Storm Sewer Repair					
	75 Clean/Flush Culverts & Bridges		\$2,200.00	\$2,195.28	100%	
	80 Miscellaneous Work Activities					
	85 Engineering					
	<b>TOTALS</b>	<b>\$5,800.00</b>	<b>\$4,750.00</b>	<b>\$4,695.83</b>		<b>Jun-2016</b>

Delays or Problem Areas:

Work completed during prior fiscal year:

Completed programmed activities.

Work to be completed during current fiscal year:

General maintenance activities.

Consultant/  
Contractor:  
Project  
Manager: Albert J. Jankowiak (702) 267-3024

**REGIONAL FLOOD CONTROL DISTRICT  
MAINTENANCE WORK PROGRAM  
QUARTERLY STATUS REPORT FY 2015-16**

MWP Facility#: HEN 24  
Facility Name: PITTMAN PECOS CHANNEL  
MP Facility ID: PTPE 0000-0166

Entity: CITY OF HENDERSON  
Date Prepared: 6/30/16

Force Account/ Contract	Activity	Approved Work Plan Amount (\$)	Amended Work Plan Amount (\$)	Total Expenditures (\$)	Percent Complete	Scheduled Completion Date
3	Facility Assessment and Inventory	\$300.00	\$0.00	\$0.00	0%	
5	Inspect Channels	\$500.00	\$500.00	\$315.56	63%	
6	Inspect Levees/Detention and Debris Basins					
8	Species Survey and Removal					
10	Clean and Reshape Channels/Levees	\$3,000.00	\$0.00	\$0.00	0%	
15	Repair Lined Channel					
20	Erosion Control and Repair					
21	Provide/Maintain Dust Control					
25	Clean Detention/Debris Basins					
35	Fence Repair	\$1,000.00	\$700.00	\$572.66	82%	
40	Vegetation Control - Chemical					
45	Vegetation Control - Mechanical	\$10,000.00	\$0.00	\$0.00	0%	
50	Maintain Access Road					
55	Clean & Inspect Inlet/Outlet Structures					
60	Repair Inlet/Outlet Structures					
65	Clean Storm Sewer Lines					
70	Storm Sewer Repair					
75	Clean/Flush Culverts & Bridges					
80	Miscellaneous Work Activities					
85	Engineering					
<b>TOTALS</b>		<b>\$14,800.00</b>	<b>\$1,200.00</b>	<b>\$888.22</b>		<b>Jun-2016</b>

Delays or Problem Areas:

Work completed during prior fiscal year:

Completed programmed activities.

Work to be completed during current fiscal year:

Act 10 - Clean channel and dispose of material. Act 45 - Remove vegetation and dispose of material. General maintenance activities.

Consultant/  
Contractor:  
Project  
Manager:

Albert J. Jankowiak

(702) 267-3024

**REGIONAL FLOOD CONTROL DISTRICT  
MAINTENANCE WORK PROGRAM  
QUARTERLY STATUS REPORT FY 2015-16**

MWP Facility#: HEN 25  
 Facility Name: BLACK MOUNTAIN DETENTION BASIN  
 MP Facility ID: C1CH 1012-1138

Entity: CITY OF HENDERSON  
 Date Prepared: 6/30/16

Force Account/ Contract	Activity	Approved Work Plan Amount (\$)	Amended Work Plan Amount (\$)	Total Expenditures (\$)	Percent Complete	Scheduled Completion Date
	3 Facility Assessment and Inventory	\$300.00	\$0.00	\$0.00	0%	
	5 Inspect Channels	\$500.00	\$100.00	\$95.72	96%	
	6 Inspect Levees/Detention and Debris Basins	\$1,500.00	\$300.00	\$252.08	84%	
	8 Species Survey and Removal					
	10 Clean and Reshape Channels/Levees					
	15 Repair Lined Channel					
	20 Erosion Control and Repair					
	21 Provide/Maintain Dust Control	\$500.00	\$0.00	\$0.00	0%	
	25 Clean Detention/Debris Basins	\$2,000.00	\$0.00	\$0.00	0%	
	35 Fence Repair	\$1,000.00	\$550.00	\$503.62	92%	
	40 Vegetation Control - Chemical					
	45 Vegetation Control - Mechanical					
	50 Maintain Access Road					
	55 Clean & Inspect Inlet/Outlet Structures	\$1,000.00	\$0.00	\$0.00	0%	
	60 Repair Inlet/Outlet Structures					
	65 Clean Storm Sewer Lines					
	70 Storm Sewer Repair					
	75 Clean/Flush Culverts & Bridges					
	80 Miscellaneous Work Activities		\$1,000.00	\$980.00	98%	
	85 Engineering	\$16,000.00	\$700.00	\$652.34	93%	
	<b>TOTALS</b>	<b>\$22,800.00</b>	<b>\$2,650.00</b>	<b>\$2,483.76</b>		<b>Jun-2016</b>

Delays or Problem Areas:

Work completed during prior fiscal year:

Completed programmed activities:

Work to be completed during current fiscal year:

Act 85 - Act 85 - 5-yr major update of EAP information. General maintenance activities.

Consultant/

Contractor:

Project

Manager:

Albert J. Jankowiak

(702) 267-3024



**REGIONAL FLOOD CONTROL DISTRICT  
MAINTENANCE WORK PROGRAM  
QUARTERLY STATUS REPORT FY 2015-16**

MWP Facility#: HEN 26  
 Facility Name: EAST C-1 DB & BERM, C-1 CHANNEL-HAVRE  
 MP Facility ID: C1DC 0298-0303, C1HV 0000-0300

Entity: CITY OF HENDERSON  
 Date Prepared: 6/30/16

Force Account/ Contract	Activity	Approved Work Plan Amount (\$)	Amended Work Plan Amount (\$)	Total Expenditures (\$)	Percent Complete	Scheduled Completion Date
3	Facility Assessment and Inventory	\$300.00	\$0.00	\$0.00	0%	
5	Inspect Channels	\$500.00	\$300.00	\$257.60	86%	
6	Inspect Levees/Detention and Debris Basins	\$3,600.00	\$900.00	\$868.72	97%	
8	Species Survey and Removal	\$5,000.00	\$0.00	\$0.00	0%	
10	Clean and Reshape Channels/Levees	\$10,000.00	\$0.00	\$0.00	0%	
15	Repair Lined Channel					
20	Erosion Control and Repair		\$800.00	\$765.90	96%	
21	Provide/Maintain Dust Control	\$1,000.00	\$0.00	\$0.00	0%	
25	Clean Detention/Debris Basins	\$5,000.00	\$2,200.00	\$2,015.79	92%	
35	Fence Repair	\$1,000.00	\$2,000.00	\$1,857.41	93%	
40	Vegetation Control - Chemical					
45	Vegetation Control - Mechanical	\$1,000.00	\$0.00	\$0.00	0%	
50	Maintain Access Road	\$10,000.00	\$0.00	\$0.00	0%	
55	Clean & Inspect Inlet/Outlet Structures					
60	Repair Inlet/Outlet Structures					
65	Clean Storm Sewer Lines					
70	Storm Sewer Repair					
75	Clean/Flush Culverts & Bridges					
80	Miscellaneous Work Activities		\$5,000.00	\$4,900.78	98%	
85	Engineering	\$4,000.00	\$1,000.00	\$981.65	98%	
<b>TOTALS</b>		<b>\$41,400.00</b>	<b>\$12,200.00</b>	<b>\$11,647.85</b>		<b>Jun-2016</b>

Delays or Problem Areas:

Work completed during prior fiscal year:

Completed programmed activities.

Work to be completed during current fiscal year:

Act 8 & 10 - Clean-up debris associated with storm damage. Act 85 - Miscellaneous planning, engineering and project management to ensure levee maintenance and repairs meet FEMA criteria; 5-yr major update of EAP information. General maintenance activities.

Consultant/  
 Contractor:  
 Project  
 Manager:

Albert J. Jankowiak

(702) 267-3024

**REGIONAL FLOOD CONTROL DISTRICT  
MAINTENANCE WORK PROGRAM  
QUARTERLY STATUS REPORT FY 2015-16**

MWP Facility#: HEN 27  
Facility Name: McCULLOUGH HILLS DETENTION BASIN  
MP Facility ID: PTPW 0307-0309

Entity: CITY OF HENDERSON  
Date Prepared: 6/30/16

Force Account/ Contract	Activity	Approved Work Plan Amount (\$)	Amended Work Plan Amount (\$)	Total Expenditures (\$)	Percent Complete	Scheduled Completion Date
	3 Facility Assessment and Inventory	\$300.00	\$0.00	\$0.00	0%	
	5 Inspect Channels		\$250.00	\$212.89	85%	
	6 Inspect Levees/Detention and Debris Basins	\$2,000.00	\$0.00	\$0.00	0%	
	8 Species Survey and Removal					
	10 Clean and Reshape Channels/Levees					
	15 Repair Lined Channel					
	20 Erosion Control and Repair					
	21 Provide/Maintain Dust Control					
	25 Clean Detention/Debris Basins	\$2,000.00	\$500.00	\$421.76	84%	
	35 Fence Repair		\$250.00	\$209.63	84%	
	40 Vegetation Control - Chemical					
	45 Vegetation Control - Mechanical	\$1,000.00	\$0.00	\$0.00	0%	
	50 Maintain Access Road					
	55 Clean & Inspect Inlet/Outlet Structures	\$1,000.00	\$0.00	\$0.00	0%	
	60 Repair Inlet/Outlet Structures					
	65 Clean Storm Sewer Lines					
	70 Storm Sewer Repair					
	75 Clean/Flush Culverts & Bridges					
	80 Miscellaneous Work Activities		\$1,000.00	\$955.00	96%	
	85 Engineering	\$1,000.00	\$1,200.00	\$1,181.10	98%	
	<b>TOTALS</b>	<b>\$7,300.00</b>	<b>\$3,200.00</b>	<b>\$2,980.38</b>		<b>Jun-2016</b>

Delays or Problem Areas:

Work completed during prior fiscal year:

Completed asset management inspections. Completed programmed maintenance.

Work to be completed during current fiscal year:

Act 85 - 5-yr major update of EAP information. General maintenance activities.

Consultant/  
Contractor:  
Project  
Manager: Albert J. Jankowiak (702) 267-3024



**REGIONAL FLOOD CONTROL DISTRICT  
MAINTENANCE WORK PROGRAM  
QUARTERLY STATUS REPORT FY 2015-16**

MWP Facility#: HEN 28  
Facility Name: PIONEER DETENTION BASIN  
MP Facility ID: PTVW 0183 - 0187

Entity: CITY OF HENDERSON  
Date Prepared: 6/30/16

Force Account/ Contract	Activity	Approved Work Plan Amount (\$)	Amended Work Plan Amount (\$)	Total Expenditures (\$)	Percent Complete	Scheduled Completion Date
3	Facility Assessment and Inventory	\$300.00	\$0.00	\$0.00	0%	
5	Inspect Channels	\$500.00	\$500.00	\$363.80	73%	
6	Inspect Levees/Detention and Debris Basins	\$1,500.00	\$150.00	\$111.68	74%	
8	Species Survey and Removal					
10	Clean and Reshape Channels/Levees					
15	Repair Lined Channel					
20	Erosion Control and Repair					
21	Provide/Maintain Dust Control	\$1,000.00	\$0.00	\$0.00	0%	
25	Clean Detention/Debris Basins	\$2,500.00	\$0.00	\$0.00	0%	
35	Fence Repair	\$1,000.00	\$0.00	\$0.00	0%	
40	Vegetation Control - Chemical					
45	Vegetation Control - Mechanical	\$500.00	\$0.00	\$0.00	0%	
50	Maintain Access Road					
55	Clean & Inspect Inlet/Outlet Structures	\$2,500.00	\$0.00	\$0.00	0%	
60	Repair Inlet/Outlet Structures					
65	Clean Storm Sewer Lines					
70	Storm Sewer Repair					
75	Clean/Flush Culverts & Bridges					
80	Miscellaneous Work Activities		\$1,000.00	\$967.50	97%	
85	Engineering	\$16,000.00	\$1,200.00	\$1,164.65	97%	
	<b>TOTALS</b>	<b>\$25,800.00</b>	<b>\$2,850.00</b>	<b>\$2,607.63</b>		<b>Jun-2016</b>

Delays or Problem Areas:

Work completed during prior fiscal year:

Completed programmed activities.

Work to be completed during current fiscal year:

Act 85 - 5-yr major update of EAP information. General maintenance activities.

Consultant/  
Contractor:  
Project  
Manager: Albert J. Jankowiak

(702) 267-3024

**REGIONAL FLOOD CONTROL DISTRICT  
MAINTENANCE WORK PROGRAM  
QUARTERLY STATUS REPORT FY 2015-16**

MWP Facility#: HEN 29  
Facility Name: PITTMAN EAST DETENTION BASIN  
MP Facility ID: PTEA 0437-0493

Entity: CITY OF HENDERSON  
Date Prepared: 6/30/16

Force Account/ Contract	Activity	Approved Work Plan Amount (\$)	Amended Work Plan Amount (\$)	Total Expenditures (\$)	Percent Complete	Scheduled Completion Date
3	Facility Assessment and Inventory	\$300.00	\$0.00	\$0.00	0%	
5	Inspect Channels		\$250.00	\$229.67	92%	
6	Inspect Levees/Detention and Debris Basins	\$4,000.00	\$200.00	\$171.48	86%	
8	Species Survey and Removal					
10	Clean and Reshape Channels/Levees	\$1,000.00	\$0.00	\$0.00	0%	
15	Repair Lined Channel					
20	Erosion Control and Repair					
21	Provide/Maintain Dust Control	\$1,000.00	\$1,000.00	\$835.65	84%	
25	Clean Detention/Debris Basins	\$2,000.00	\$4,000.00	\$3,659.41	91%	
35	Fence Repair					
40	Vegetation Control - Chemical					
45	Vegetation Control - Mechanical					
50	Maintain Access Road					
55	Clean & Inspect Inlet/Outlet Structures	\$1,000.00	\$0.00	\$0.00	0%	
60	Repair Inlet/Outlet Structures					
65	Clean Storm Sewer Lines					
70	Storm Sewer Repair					
75	Clean/Flush Culverts & Bridges					
80	Miscellaneous Work Activities		\$3,000.00	\$2,798.75	93%	
85	Engineering	\$16,000.00	\$500.00	\$456.00	91%	
<b>TOTALS</b>		<b>\$25,300.00</b>	<b>\$8,950.00</b>	<b>\$8,150.96</b>		<b>Jun-2016</b>

Delays or Problem Areas:

Work completed during prior fiscal year:

Completed programmed activities.

Work to be completed during current fiscal year:

Act 85 - 5-yr major update of EAP information. General maintenance activities.

Consultant/  
Contractor:  
Project  
Manager: Albert J. Jankowiak (702) 267-3024

**REGIONAL FLOOD CONTROL DISTRICT  
MAINTENANCE WORK PROGRAM  
QUARTERLY STATUS REPORT FY 2015-16**

MWP Facility#: HEN 30  
Facility Name: SAGUARO PARK/DOWNS CHANNEL  
MP Facility ID: C1EQ 0000-0151

Entity: CITY OF HENDERSON  
Date Prepared: 6/30/16

Force Account/ Contract	Activity	Approved Work Plan Amount (\$)	Amended Work Plan Amount (\$)	Total Expenditures (\$)	Percent Complete	Scheduled Completion Date
	3 Facility Assessment and Inventory	\$300.00	\$0.00	\$0.00	0%	
	5 Inspect Channels	\$300.00	\$700.00	\$684.37	98%	
	6 Inspect Levees/Detention and Debris Basins					
	8 Species Survey and Removal					
	10 Clean and Reshape Channels/Levees	\$500.00	\$0.00	\$0.00	0%	
	15 Repair Lined Channel					
	20 Erosion Control and Repair					
	21 Provide/Maintain Dust Control					
	25 Clean Detention/Debris Basins					
	35 Fence Repair					
	40 Vegetation Control - Chemical					
	45 Vegetation Control - Mechanical		\$4,000.00	\$3,577.94	89%	
	50 Maintain Access Road					
	55 Clean & Inspect Inlet/Outlet Structures					
	60 Repair Inlet/Outlet Structures					
	65 Clean Storm Sewer Lines					
	70 Storm Sewer Repair					
	75 Clean/Flush Culverts & Bridges		\$300.00	\$226.27	75%	
	80 Miscellaneous Work Activities		\$600.00	\$507.63	85%	
	85 Engineering					
	<b>TOTALS</b>	<b>\$1,100.00</b>	<b>\$5,600.00</b>	<b>\$4,996.21</b>		<b>Jun-2016</b>

Delays or Problem Areas:

Work completed during prior fiscal year:

Completed programmed activities.

Work to be completed during current fiscal year:

General maintenance activities.

Consultant/  
Contractor:  
Project  
Manager:

Albert J. Jankowiak

(702) 267-3024

**REGIONAL FLOOD CONTROL DISTRICT  
MAINTENANCE WORK PROGRAM  
QUARTERLY STATUS REPORT FY 2015-16**

MWP Facility#: HEN 31  
 Facility Name: C-1 CHANNEL - US 95  
 MP Facility ID: C1US 0000-0078

Entity: CITY OF HENDERSON  
 Date Prepared: 6/30/16

Force Account/ Contract	Activity	Approved Work Plan Amount (\$)	Amended Work Plan Amount (\$)	Total Expenditures (\$)	Percent Complete	Scheduled Completion Date
	3 Facility Assessment and Inventory	\$300.00	\$0.00	\$0.00	0%	
	5 Inspect Channels	\$300.00	\$300.00	\$289.71	97%	
	6 Inspect Levees/Detention and Debris Basins					
	8 Species Survey and Removal					
	10 Clean and Reshape Channels/Levees	\$1,000.00	\$1,600.00	\$1,515.19	95%	
	15 Repair Lined Channel					
	20 Erosion Control and Repair					
	21 Provide/Maintain Dust Control					
	25 Clean Detention/Debris Basins					
	35 Fence Repair		\$500.00	\$466.69	93%	
	40 Vegetation Control - Chemical					
	45 Vegetation Control - Mechanical					
	50 Maintain Access Road					
	55 Clean & Inspect Inlet/Outlet Structures					
	60 Repair Inlet/Outlet Structures					
	65 Clean Storm Sewer Lines					
	70 Storm Sewer Repair					
	75 Clean/Flush Culverts & Bridges					
	80 Miscellaneous Work Activities					
	85 Engineering					
	<b>TOTALS</b>	<b>\$1,600.00</b>	<b>\$2,400.00</b>	<b>\$2,271.59</b>		<b>Jun-2016</b>

Delays or Problem Areas:

Work completed during prior fiscal year:

Completed programmed activities.

Work to be completed during current fiscal year:

General maintenance activities.

Consultant/  
 Contractor:  
 Project  
 Manager: Albert J. Jankowiak

(702) 267-3024

**REGIONAL FLOOD CONTROL DISTRICT  
MAINTENANCE WORK PROGRAM  
QUARTERLY STATUS REPORT FY 2015-16**

MWP Facility#: HEN 32  
Facility Name: C-1 CHANNEL BOULDER HIGHWAY  
MP Facility ID: C1BH 0000-0302

Entity: CITY OF HENDERSON  
Date Prepared: 6/30/16

Force Account/ Contract	Activity	Approved Work Plan Amount (\$)	Amended Work Plan Amount (\$)	Total Expenditures (\$)	Percent Complete	Scheduled Completion Date
3	Facility Assessment and Inventory	\$300.00	\$0.00	\$0.00	0%	
5	Inspect Channels	\$500.00	\$550.00	\$526.94	96%	
6	Inspect Levees/Detention and Debris Basins					
8	Species Survey and Removal					
10	Clean and Reshape Channels/Levees	\$1,000.00	\$2,500.00	\$2,415.05	97%	
15	Repair Lined Channel					
20	Erosion Control and Repair					
21	Provide/Maintain Dust Control					
25	Clean Detention/Debris Basins					
35	Fence Repair	\$1,000.00	\$750.00	\$709.57	95%	
40	Vegetation Control - Chemical					
45	Vegetation Control - Mechanical	\$500.00	\$5,000.00	\$4,694.94	94%	
50	Maintain Access Road					
55	Clean & Inspect Inlet/Outlet Structures					
60	Repair Inlet/Outlet Structures					
65	Clean Storm Sewer Lines					
70	Storm Sewer Repair					
75	Clean/Flush Culverts & Bridges					
80	Miscellaneous Work Activities		\$150.00	\$119.59	80%	
85	Engineering					
<b>TOTALS</b>		<b>\$3,300.00</b>	<b>\$8,950.00</b>	<b>\$8,466.09</b>		<b>Jun-2016</b>

Delays or Problem Areas:

Work completed during prior fiscal year:

Completed programmed activities.

Work to be completed during current fiscal year:

General maintenance activities.

Consultant/  
Contractor: \_\_\_\_\_  
Project  
Manager: Albert J. Jankowiak (702) 267-3024

**REGIONAL FLOOD CONTROL DISTRICT  
MAINTENANCE WORK PROGRAM  
QUARTERLY STATUS REPORT FY 2015-16**

MWP Facility#: HEN 33  
Facility Name: UPPER PITTMAN WASH SOUTH  
MP Facility ID: PTWA 0815-0983

Entity: CITY OF HENDERSON  
Date Prepared: 6/30/16

Force Account/ Contract	Activity	Approved Work Plan Amount (\$)	Amended Work Plan Amount (\$)	Total Expenditures (\$)	Percent Complete	Scheduled Completion Date
	3 Facility Assessment and Inventory	\$300.00	\$300.00	\$0.00	0%	
	5 Inspect Channels	\$300.00	\$300.00	\$203.04	68%	
	6 Inspect Levees/Detention and Debris Basins					
	8 Species Survey and Removal					
	10 Clean and Reshape Channels/Levees	\$1,000.00	\$1,000.00	\$0.00	0%	
	15 Repair Lined Channel					
	20 Erosion Control and Repair					
	21 Provide/Maintain Dust Control					
	25 Clean Detention/Debris Basins					
	35 Fence Repair	\$5,000.00	\$3,000.00	\$126.53	4%	
	40 Vegetation Control - Chemical					
	45 Vegetation Control - Mechanical					
	50 Maintain Access Road					
	55 Clean & Inspect Inlet/Outlet Structures					
	60 Repair Inlet/Outlet Structures					
	65 Clean Storm Sewer Lines					
	70 Storm Sewer Repair					
	75 Clean/Flush Culverts & Bridges					
	80 Miscellaneous Work Activities					
	85 Engineering					
	<b>TOTALS</b>	<b>\$6,600.00</b>	<b>\$4,600.00</b>	<b>\$329.57</b>		<b>Jun-2016</b>

Delays or Problem Areas:

Work completed during prior fiscal year:

Completed other programmed activities.

Work to be completed during current fiscal year:

General maintenance activities.

Consultant/  
Contractor:  
Project  
Manager:

Albert J. Jankowiak

(702) 267-3024



**REGIONAL FLOOD CONTROL DISTRICT  
MAINTENANCE WORK PROGRAM  
QUARTERLY STATUS REPORT FY 2015-16**

MWP Facility#: HEN 34  
Facility Name: PITTMAN STEPHANIE  
MP Facility ID: PTST 0000-0170

Entity: CITY OF HENDERSON  
Date Prepared: 6/30/16

Force Account/ Contract	Activity	Approved Work Plan Amount (\$)	Amended Work Plan Amount (\$)	Total Expenditures (\$)	Percent Complete	Scheduled Completion Date
	3 Facility Assessment and Inventory	\$300.00		\$0.00	0%	
	5 Inspect Channels	\$300.00		\$249.20	83%	
	6 Inspect Levees/Detention and Debris Basins					
	8 Species Survey and Removal					
	10 Clean and Reshape Channels/Levees	\$500.00		\$0.00	0%	
	15 Repair Lined Channel					
	20 Erosion Control and Repair					
	21 Provide/Maintain Dust Control	\$500.00		\$0.00	0%	
	25 Clean Detention/Debris Basins					
	35 Fence Repair					
	40 Vegetation Control - Chemical					
	45 Vegetation Control - Mechanical	\$500.00		\$0.00	0%	
	50 Maintain Access Road					
	55 Clean & Inspect Inlet/Outlet Structures					
	60 Repair Inlet/Outlet Structures					
	65 Clean Storm Sewer Lines					
	70 Storm Sewer Repair					
	75 Clean/Flush Culverts & Bridges					
	80 Miscellaneous Work Activities					
	85 Engineering					
	<b>TOTALS</b>	<b>\$2,100.00</b>	<b>\$0.00</b>	<b>\$249.20</b>		<b>Jun-2016</b>

Delays or Problem Areas:

Work completed during prior fiscal year:

Completed programmed activities.

Work to be completed during current fiscal year:

General maintenance activities.

Consultant/  
Contractor:  
Project  
Manager: Albert J. Jankowiak (702) 267-3024

**REGIONAL FLOOD CONTROL DISTRICT  
MAINTENANCE WORK PROGRAM  
QUARTERLY STATUS REPORT FY 2015-16**

MWP Facility#: HEN 35  
Facility Name: PITTMAN DESERT WILLOW  
MP Facility ID: PTDW 0000-0069

Entity: CITY OF HENDERSON  
Date Prepared: 6/30/16

Force Account/ Contract	Activity	Approved Work Plan Amount (\$)	Amended Work Plan Amount (\$)	Total Expenditures (\$)	Percent Complete	Scheduled Completion Date
	3 Facility Assessment and Inventory	\$300.00	\$0.00	\$0.00	0%	
	5 Inspect Channels	\$300.00	\$450.00	\$433.17	96%	
	6 Inspect Levees/Detention and Debris Basins					
	8 Species Survey and Removal					
	10 Clean and Reshape Channels/Levees	\$1,000.00	\$0.00	\$0.00	0%	
	15 Repair Lined Channel					
	20 Erosion Control and Repair					
	21 Provide/Maintain Dust Control					
	25 Clean Detention/Debris Basins					
	35 Fence Repair		\$150.00	\$115.89	77%	
	40 Vegetation Control - Chemical					
	45 Vegetation Control - Mechanical		\$300.00	\$276.96	92%	
	50 Maintain Access Road					
	55 Clean & Inspect Inlet/Outlet Structures					
	60 Repair Inlet/Outlet Structures					
	65 Clean Storm Sewer Lines					
	70 Storm Sewer Repair					
	75 Clean/Flush Culverts & Bridges					
	80 Miscellaneous Work Activities					
	85 Engineering					
	<b>TOTALS</b>	<b>\$1,600.00</b>	<b>\$900.00</b>	<b>\$826.02</b>		<b>Jun-2016</b>
Delays or Problem Areas:						
Work completed during prior fiscal year:						
General maintenance activities.						
Work to be completed during current fiscal year:						
General maintenance activities.						

Consultant/ Contractor: \_\_\_\_\_  
Project Manager: Albert J. Jankowiak (702) 267-3024



**REGIONAL FLOOD CONTROL DISTRICT  
MAINTENANCE WORK PROGRAM  
QUARTERLY STATUS REPORT FY 2015-16**

MWP Facility#: HEN 36  
Facility Name: PITTMAN FOOTHILLS DRIVE  
MP Facility ID: PTFD 0000-0111

Entity: CITY OF HENDERSON  
Date Prepared: 6/30/16

Force Account/ Contract	Activity	Approved Work Plan Amount (\$)	Amended Work Plan Amount (\$)	Total Expenditures (\$)	Percent Complete	Scheduled Completion Date
	3 Facility Assessment and Inventory	\$300.00	\$300.00	\$0.00	0%	
	5 Inspect Channels	\$300.00	\$300.00	\$157.77	53%	
	6 Inspect Levees/Detention and Debris Basins					
	8 Species Survey and Removal					
	10 Clean and Reshape Channels/Levees	\$1,000.00	\$1,600.00	\$1,589.16	99%	
	15 Repair Lined Channel					
	20 Erosion Control and Repair					
	21 Provide/Maintain Dust Control					
	25 Clean Detention/Debris Basins					
	35 Fence Repair					
	40 Vegetation Control - Chemical					
	45 Vegetation Control - Mechanical		\$1,100.00	\$1,043.22	95%	
	50 Maintain Access Road					
	55 Clean & Inspect Inlet/Outlet Structures					
	60 Repair Inlet/Outlet Structures					
	65 Clean Storm Sewer Lines					
	70 Storm Sewer Repair					
	75 Clean/Flush Culverts & Bridges					
	80 Miscellaneous Work Activities					
	85 Engineering					
	<b>TOTALS</b>	<b>\$1,600.00</b>	<b>\$3,300.00</b>	<b>\$2,790.15</b>		<b>Jun-2016</b>
Delays or Problem Areas:						
Work completed during prior fiscal year:						
Work to be completed during current fiscal year:						
General maintenance activities.						

Consultant/  
Contractor:  
Project  
Manager: Albert J. Jankowiak (702) 267-3024

**REGIONAL FLOOD CONTROL DISTRICT  
MAINTENANCE WORK PROGRAM  
QUARTERLY STATUS REPORT FY 2015-16**

MWP Facility#: HEN 37  
Facility Name: PITTMAN LAKE MEAD  
MP Facility ID: PTLM 0000-0078

Entity: CITY OF HENDERSON  
Date Prepared: 6/30/16

Force Account/ Contract	Activity	Approved Work Plan Amount (\$)	Amended Work Plan Amount (\$)	Total Expenditures (\$)	Percent Complete	Scheduled Completion Date
3	Facility Assessment and Inventory	\$300.00	\$300.00	\$0.00	0%	
5	Inspect Channels	\$300.00	\$400.00	\$311.81	78%	
6	Inspect Levees/Detention and Debris Basins					
8	Species Survey and Removal					
10	Clean and Reshape Channels/Levees	\$500.00	\$500.00	\$0.00	0%	
15	Repair Lined Channel					
20	Erosion Control and Repair					
21	Provide/Maintain Dust Control					
25	Clean Detention/Debris Basins					
35	Fence Repair	\$500.00	\$350.00	\$0.00	0%	
40	Vegetation Control - Chemical					
45	Vegetation Control - Mechanical					
50	Maintain Access Road					
55	Clean & Inspect Inlet/Outlet Structures					
60	Repair Inlet/Outlet Structures					
65	Clean Storm Sewer Lines					
70	Storm Sewer Repair					
75	Clean/Flush Culverts & Bridges					
80	Miscellaneous Work Activities		\$150.00	\$119.59	80%	
85	Engineering					
<b>TOTALS</b>		<b>\$1,600.00</b>	<b>\$1,700.00</b>	<b>\$431.40</b>		<b>Jun-2016</b>

Delays or Problem Areas:

Work completed during prior fiscal year:

Completed programmed activities.

Work to be completed during current fiscal year:

General maintenance activities.

Consultant/

Contractor:

Project

Manager:

Albert J. Jankowiak

(702) 267-3024

**REGIONAL FLOOD CONTROL DISTRICT  
MAINTENANCE WORK PROGRAM  
QUARTERLY STATUS REPORT FY 2015-16**

MWP Facility#: HEN 38  
Facility Name: PITTMAN VALLE VERDE  
MP Facility ID: PTVV 0000-0005

Entity: CITY OF HENDERSON  
Date Prepared: 6/30/16

Force Account/ Contract	Activity	Approved Work Plan Amount (\$)	Amended Work Plan Amount (\$)	Total Expenditures (\$)	Percent Complete	Scheduled Completion Date
	3 Facility Assessment and Inventory	\$300.00		\$0.00	0%	
	5 Inspect Channels	\$300.00		\$52.85	18%	
	6 Inspect Levees/Detention and Debris Basins					
	8 Species Survey and Removal					
	10 Clean and Reshape Channels/Levees	\$500.00		\$0.00	0%	
	15 Repair Lined Channel					
	20 Erosion Control and Repair					
	21 Provide/Maintain Dust Control					
	25 Clean Detention/Debris Basins					
	35 Fence Repair	\$500.00		\$0.00	0%	
	40 Vegetation Control - Chemical					
	45 Vegetation Control - Mechanical					
	50 Maintain Access Road					
	55 Clean & Inspect Inlet/Outlet Structures					
	60 Repair Inlet/Outlet Structures					
	65 Clean Storm Sewer Lines					
	70 Storm Sewer Repair					
	75 Clean/Flush Culverts & Bridges					
	80 Miscellaneous Work Activities					
	85 Engineering					
	<b>TOTALS</b>	<b>\$1,600.00</b>	<b>\$0.00</b>	<b>\$52.85</b>		<b>Jun-2016</b>

Delays or Problem Areas:

Work completed during prior fiscal year:

Completed programmed activities.

Work to be completed during current fiscal year:

General maintenance activities.

Consultant/

Contractor:

Project

Manager:

Albert J. Jankowiak

(702) 267-3024

**REGIONAL FLOOD CONTROL DISTRICT  
MAINTENANCE WORK PROGRAM  
QUARTERLY STATUS REPORT FY 2015-16**

MWP Facility#: HEN 40  
Facility Name: PITTMAN PIONEER DETENTION  
MP Facility ID: PTPD 0010-0063

Entity: CITY OF HENDERSON  
Date Prepared: 6/30/16

Force Account/ Contract	Activity	Approved Work Plan Amount (\$)	Amended Work Plan Amount (\$)	Total Expenditures (\$)	Percent Complete	Scheduled Completion Date
	3 Facility Assessment and Inventory	\$300.00	\$0.00	\$0.00	0%	
	5 Inspect Channels	\$300.00	\$500.00	\$482.62	97%	
	6 Inspect Levees/Detention and Debris Basins		\$700.00	\$615.53	88%	
	8 Species Survey and Removal					
	10 Clean and Reshape Channels/Levees	\$500.00	\$400.00	\$55.46	14%	
	15 Repair Lined Channel					
	20 Erosion Control and Repair		\$600.00	\$568.22	95%	
	21 Provide/Maintain Dust Control		\$2,700.00	\$2,699.30	100%	
	25 Clean Detention/Debris Basins		\$18,000.00	\$17,421.59	97%	
	35 Fence Repair	\$1,000.00	\$1,000.00	\$0.00	0%	
	40 Vegetation Control - Chemical					
	45 Vegetation Control - Mechanical	\$500.00	\$3,500.00	\$3,191.53	91%	
	50 Maintain Access Road		\$350.00	\$325.61	93%	
	55 Clean & Inspect Inlet/Outlet Structures					
	60 Repair Inlet/Outlet Structures					
	65 Clean Storm Sewer Lines					
	70 Storm Sewer Repair					
	75 Clean/Flush Culverts & Bridges					
	80 Miscellaneous Work Activities					
	85 Engineering		\$100.00	\$63.36	63%	
	<b>TOTALS</b>	<b>\$2,600.00</b>	<b>\$27,850.00</b>	<b>\$25,423.22</b>		<b>Jun-2016</b>

Delays or Problem Areas:

Work completed during prior fiscal year:

Completed programmed activities.

Work to be completed during current fiscal year:

General maintenance activities.

Consultant/  
Contractor:  
Project  
Manager: Albert J. Jankowiak (702) 267-3024

**REGIONAL FLOOD CONTROL DISTRICT  
MAINTENANCE WORK PROGRAM  
QUARTERLY STATUS REPORT FY 2015-16**

MWP Facility#: HEN 41  
Facility Name: PITTMAN WEST HORIZON  
MP Facility ID: PTWH 0000-0116

Entity: CITY OF HENDERSON  
Date Prepared: 6/30/16

Force Account/ Contract	Activity	Approved Work Plan Amount (\$)	Amended Work Plan Amount (\$)	Total Expenditures (\$)	Percent Complete	Scheduled Completion Date
	3 Facility Assessment and Inventory	\$300.00	\$0.00	\$0.00	0%	
	5 Inspect Channels	\$300.00	\$900.00	\$810.84	90%	
	6 Inspect Levees/Detention and Debris Basins					
	8 Species Survey and Removal					
	10 Clean and Reshape Channels/Levees	\$500.00	\$12,000.00	\$11,741.80	98%	
	15 Repair Lined Channel					
	20 Erosion Control and Repair		\$250.00	\$223.20	89%	
	21 Provide/Maintain Dust Control		\$1,250.00	\$1,091.00	87%	
	25 Clean Detention/Debris Basins		\$5,000.00	\$4,593.29	92%	
	35 Fence Repair	\$500.00	\$500.00	\$0.00	0%	
	40 Vegetation Control - Chemical					
	45 Vegetation Control - Mechanical					
	50 Maintain Access Road					
	55 Clean & Inspect Inlet/Outlet Structures					
	60 Repair Inlet/Outlet Structures					
	65 Clean Storm Sewer Lines					
	70 Storm Sewer Repair					
	75 Clean/Flush Culverts & Bridges					
	80 Miscellaneous Work Activities					
	85 Engineering					
	<b>TOTALS</b>	<b>\$1,600.00</b>	<b>\$19,900.00</b>	<b>\$18,460.13</b>		<b>Jun-2016</b>

Delays or Problem Areas:

Work completed during prior fiscal year:

Completed programmed activities.

Work to be completed during current fiscal year:

General maintenance activities.

Consultant/  
Contractor:  
Project  
Manager:

Albert J. Jankowiak

(702) 267-3024

**REGIONAL FLOOD CONTROL DISTRICT  
MAINTENANCE WORK PROGRAM  
QUARTERLY STATUS REPORT FY 2015-16**

MWP Facility#: HEN 42  
Facility Name: PITTMAN/ANTHEM PARKWAY  
MP Facility ID: PTAP 0000-0191

Entity: CITY OF HENDERSON  
Date Prepared: 6/30/16

Force Account/ Contract	Activity	Approved Work Plan Amount (\$)	Amended Work Plan Amount (\$)	Total Expenditures (\$)	Percent Complete	Scheduled Completion Date
	3 Facility Assessment and Inventory	\$300.00	\$300.00	\$0.00	0%	
	5 Inspect Channels	\$300.00	\$500.00	\$410.72	82%	
	6 Inspect Levees/Detention and Debris Basins					
	8 Species Survey and Removal					
	10 Clean and Reshape Channels/Levees	\$500.00	\$500.00	\$0.00	0%	
	15 Repair Lined Channel					
	20 Erosion Control and Repair					
	21 Provide/Maintain Dust Control					
	25 Clean Detention/Debris Basins					
	35 Fence Repair	\$500.00	\$500.00	\$0.00	0%	
	40 Vegetation Control - Chemical					
	45 Vegetation Control - Mechanical					
	50 Maintain Access Road					
	55 Clean & Inspect Inlet/Outlet Structures					
	60 Repair Inlet/Outlet Structures					
	65 Clean Storm Sewer Lines					
	70 Storm Sewer Repair					
	75 Clean/Flush Culverts & Bridges					
	80 Miscellaneous Work Activities					
	85 Engineering					
	<b>TOTALS</b>	<b>\$1,600.00</b>	<b>\$1,800.00</b>	<b>\$410.72</b>		<b>Jun-2016</b>
Delays or Problem Areas:						
Work completed during prior fiscal year:						
Completed programmed activities.						
Work to be completed during current fiscal year:						
General maintenance activities.						

Consultant/  
Contractor:  
Project  
Manager: Albert J. Jankowiak (702) 267-3024

**REGIONAL FLOOD CONTROL DISTRICT  
MAINTENANCE WORK PROGRAM  
QUARTERLY STATUS REPORT FY 2015-16**

MWP Facility#: HEN 43  
Facility Name: PITTMAN HORIZON RIDGE  
MP Facility ID: PTHR 0000-0067, 0139 - 0140

Entity: CITY OF HENDERSON  
Date Prepared: 6/30/16

Force Account/ Contract	Activity	Approved Work Plan Amount (\$)	Amended Work Plan Amount (\$)	Total Expenditures (\$)	Percent Complete	Scheduled Completion Date
	3 Facility Assessment and Inventory	\$300.00	\$300.00	\$0.00	0%	
	5 Inspect Channels	\$300.00	\$400.00	\$347.14	87%	
	6 Inspect Levees/Detention and Debris Basins					
	8 Species Survey and Removal					
	10 Clean and Reshape Channels/Levees	\$500.00	\$500.00	\$0.00	0%	
	15 Repair Lined Channel					
	20 Erosion Control and Repair					
	21 Provide/Maintain Dust Control					
	25 Clean Detention/Debris Basins					
	35 Fence Repair					
	40 Vegetation Control - Chemical					
	45 Vegetation Control - Mechanical	\$500.00	\$500.00	\$0.00	0%	
	50 Maintain Access Road					
	55 Clean & Inspect Inlet/Outlet Structures					
	60 Repair Inlet/Outlet Structures					
	65 Clean Storm Sewer Lines					
	70 Storm Sewer Repair					
	75 Clean/Flush Culverts & Bridges					
	80 Miscellaneous Work Activities					
	85 Engineering					
	<b>TOTALS</b>	<b>\$1,600.00</b>	<b>\$1,700.00</b>	<b>\$347.14</b>		<b>Jun-2016</b>

Delays or Problem Areas:

Work completed during prior fiscal year:

Completed programmed activities.

Work to be completed during current fiscal year:

General maintenance activities.

Consultant/  
Contractor:  
Project  
Manager: Albert J. Jankowiak (702) 267-3024



**REGIONAL FLOOD CONTROL DISTRICT  
MAINTENANCE WORK PROGRAM  
QUARTERLY STATUS REPORT FY 2015-16**

MWP Facility#: HEN 45  
Facility Name: PITTMAN ANTHEM CHANNEL & DETENTION BASIN  
MP Facility ID: PTAN 0000-0280, PTCR 0000-0036, PTOG 0000-0016, PTAT 0000-0007

Entity: CITY OF HENDERSON  
Date Prepared: 6/30/16

Force Account/ Contract	Activity	Approved Work Plan Amount (\$)	Amended Work Plan Amount (\$)	Total Expenditures (\$)	Percent Complete	Scheduled Completion Date
	3 Facility Assessment and Inventory	\$300.00	\$300.00	\$0.00	0%	
	5 Inspect Channels	\$500.00	\$300.00	\$251.57	84%	
	6 Inspect Levees/Detention and Debris Basins	\$1,500.00	\$500.00	\$105.75	21%	
	8 Species Survey and Removal					
	10 Clean and Reshape Channels/Levees					
	15 Repair Lined Channel					
	20 Erosion Control and Repair					
	21 Provide/Maintain Dust Control					
	25 Clean Detention/Debris Basins	\$10,000.00	\$5,000.00	\$0.00	0%	
	35 Fence Repair					
	40 Vegetation Control - Chemical					
	45 Vegetation Control - Mechanical	\$1,000.00	\$1,000.00	\$0.00	0%	
	50 Maintain Access Road					
	55 Clean & Inspect Inlet/Outlet Structures	\$1,500.00	\$1,500.00	\$0.00	0%	
	60 Repair Inlet/Outlet Structures					
	65 Clean Storm Sewer Lines					
	70 Storm Sewer Repair					
	75 Clean/Flush Culverts & Bridges					
	80 Miscellaneous Work Activities		\$700.00	\$698.75	100%	
	85 Engineering	\$16,000.00	\$12,000.00	\$851.80	7%	
	<b>TOTALS</b>	<b>\$30,800.00</b>	<b>\$21,300.00</b>	<b>\$1,907.87</b>		<b>Jun-2016</b>

Delays or Problem Areas:

Work completed during prior fiscal year:

Completed programmed activities.

Work to be completed during current fiscal year:

Act - 6 Inspection of debris and detention basins; Act - 25 Clean debris and detention basins; Act 85 - 5-yr major update of EAP information. General maintenance activities.

Consultant/  
Contractor:  
Project  
Manager:

Albert J. Jankowiak

(702) 267-3024



**REGIONAL FLOOD CONTROL DISTRICT  
MAINTENANCE WORK PROGRAM  
QUARTERLY STATUS REPORT FY 2015-16**

MWP Facility#: HEN 46  
Facility Name: PITTMAN REUNION DRIVE  
MP Facility ID: PTRD 0000-0055

Entity: CITY OF HENDERSON  
Date Prepared: 6/30/16

Force Account/ Contract	Activity	Approved Work Plan Amount (\$)	Amended Work Plan Amount (\$)	Total Expenditures (\$)	Percent Complete	Scheduled Completion Date
	3 Facility Assessment and Inventory	\$300.00		\$0.00	0%	
	5 Inspect Channels	\$300.00		\$184.89	62%	
	6 Inspect Levees/Detention and Debris Basins	\$300.00		\$0.00	0%	
	8 Species Survey and Removal					
	10 Clean and Reshape Channels/Levees	\$500.00		\$0.00	0%	
	15 Repair Lined Channel					
	20 Erosion Control and Repair					
	21 Provide/Maintain Dust Control	\$500.00		\$0.00	0%	
	25 Clean Detention/Debris Basins	\$500.00		\$0.00	0%	
	35 Fence Repair					
	40 Vegetation Control - Chemical					
	45 Vegetation Control - Mechanical					
	50 Maintain Access Road					
	55 Clean & Inspect Inlet/Outlet Structures					
	60 Repair Inlet/Outlet Structures					
	65 Clean Storm Sewer Lines					
	70 Storm Sewer Repair					
	75 Clean/Flush Culverts & Bridges					
	80 Miscellaneous Work Activities					
	85 Engineering					
	<b>TOTALS</b>	<b>\$2,400.00</b>	<b>\$0.00</b>	<b>\$184.89</b>		<b>Jun-2016</b>

Delays or Problem Areas:

Work completed during prior fiscal year:

Completed programmed activities.

Work to be completed during current fiscal year:

General maintenance activities.

Consultant/

Contractor:

Project

Manager:

Albert J. Jankowiak

(702) 267-3024

**REGIONAL FLOOD CONTROL DISTRICT  
MAINTENANCE WORK PROGRAM  
QUARTERLY STATUS REPORT FY 2015-16**

MWP Facility#: HEN 47  
Facility Name: PITTMAN GREEN VALLEY  
MP Facility ID: PTGV 0028-0073

Entity: CITY OF HENDERSON  
Date Prepared: 6/30/16

Force Account/ Contract	Activity	Approved Work Plan Amount (\$)	Amended Work Plan Amount (\$)	Total Expenditures (\$)	Percent Complete	Scheduled Completion Date
	3 Facility Assessment and Inventory	\$300.00		\$0.00	0%	
	5 Inspect Channels	\$300.00		\$203.60	68%	
	6 Inspect Levees/Detention and Debris Basins					
	8 Species Survey and Removal					
	10 Clean and Reshape Channels/Levees					
	15 Repair Lined Channel					
	20 Erosion Control and Repair					
	21 Provide/Maintain Dust Control					
	25 Clean Detention/Debris Basins					
	35 Fence Repair					
	40 Vegetation Control - Chemical					
	45 Vegetation Control - Mechanical	\$2,000.00		\$0.00	0%	
	50 Maintain Access Road					
	55 Clean & Inspect Inlet/Outlet Structures					
	60 Repair Inlet/Outlet Structures					
	65 Clean Storm Sewer Lines					
	70 Storm Sewer Repair					
	75 Clean/Flush Culverts & Bridges					
	80 Miscellaneous Work Activities					
	85 Engineering					
	<b>TOTALS</b>	<b>\$2,600.00</b>	<b>\$0.00</b>	<b>\$203.60</b>		<b>Jun-2016</b>

Delays or Problem Areas:

Work completed during prior fiscal year:

Completed programmed activities.

Work to be completed during current fiscal year:

General maintenance activities.

Consultant/  
Contractor:  
Project  
Manager:

Albert J. Jankowiak

(702) 267-3024

**REGIONAL FLOOD CONTROL DISTRICT  
MAINTENANCE WORK PROGRAM  
QUARTERLY STATUS REPORT FY 2015-16**

MWP Facility#: HEN 48  
Facility Name: PITTMAN SEVEN HILLS  
MP Facility ID: PTSH 0011 - 0084

Entity: CITY OF HENDERSON  
Date Prepared: 6/30/16

Force Account/ Contract	Activity	Approved Work Plan Amount (\$)	Amended Work Plan Amount (\$)	Total Expenditures (\$)	Percent Complete	Scheduled Completion Date
	3 Facility Assessment and Inventory	\$300.00		\$0.00	0%	
	5 Inspect Channels	\$500.00		\$203.60	41%	
	6 Inspect Levees/Detention and Debris Basins					
	8 Species Survey and Removal					
	10 Clean and Reshape Channels/Levees	\$700.00		\$0.00	0%	
	15 Repair Lined Channel					
	20 Erosion Control and Repair					
	21 Provide/Maintain Dust Control					
	25 Clean Detention/Debris Basins					
	35 Fence Repair					
	40 Vegetation Control - Chemical					
	45 Vegetation Control - Mechanical					
	50 Maintain Access Road					
	55 Clean & Inspect Inlet/Outlet Structures					
	60 Repair Inlet/Outlet Structures					
	65 Clean Storm Sewer Lines					
	70 Storm Sewer Repair					
	75 Clean/Flush Culverts & Bridges					
	80 Miscellaneous Work Activities					
	85 Engineering					
	<b>TOTALS</b>	<b>\$1,500.00</b>	<b>\$0.00</b>	<b>\$203.60</b>		<b>Jun-2016</b>

Delays or Problem Areas:

Work completed during prior fiscal year:

Completed programmed activities.

Work to be completed during current fiscal year:

General maintenance activities.

Consultant/  
Contractor:  
Project  
Manager:

Albert J. Jankowiak

(702) 267-3024

**REGIONAL FLOOD CONTROL DISTRICT  
MAINTENANCE WORK PROGRAM  
QUARTERLY STATUS REPORT FY 2015-16**

MWP Facility#: HEN 49  
 Facility Name: C-1 CHANNEL US 95 TRIB 1  
 MP Facility ID: C1U1 0000-0062

Entity: CITY OF HENDERSON  
 Date Prepared: 6/30/16

Force Account/ Contract	Activity	Approved Work Plan Amount (\$)	Amended Work Plan Amount (\$)	Total Expenditures (\$)	Percent Complete	Scheduled Completion Date
	3 Facility Assessment and Inventory	\$300.00		\$0.00	0%	
	5 Inspect Channels	\$300.00		\$136.57	46%	
	6 Inspect Levees/Detention and Debris Basins					
	8 Species Survey and Removal					
	10 Clean and Reshape Channels/Levees	\$500.00		\$0.00	0%	
	15 Repair Lined Channel					
	20 Erosion Control and Repair					
	21 Provide/Maintain Dust Control					
	25 Clean Detention/Debris Basins					
	35 Fence Repair	\$500.00		\$0.00	0%	
	40 Vegetation Control - Chemical					
	45 Vegetation Control - Mechanical					
	50 Maintain Access Road					
	55 Clean & Inspect Inlet/Outlet Structures					
	60 Repair Inlet/Outlet Structures					
	65 Clean Storm Sewer Lines					
	70 Storm Sewer Repair					
	75 Clean/Flush Culverts & Bridges					
	80 Miscellaneous Work Activities					
	85 Engineering					
	<b>TOTALS</b>	<b>\$1,600.00</b>	<b>\$0.00</b>	<b>\$136.57</b>		<b>Jun-2016</b>
Delays or Problem Areas:						
Work completed during prior fiscal year:						
Completed programmed activities.						
Work to be completed during current fiscal year:						
General maintenance activities.						

Consultant/  
 Contractor:  
 Project  
 Manager: Albert J. Jankowiak (702) 267-3024

**REGIONAL FLOOD CONTROL DISTRICT  
MAINTENANCE WORK PROGRAM  
QUARTERLY STATUS REPORT FY 2015-16**

MWP Facility#: HEN 50  
Facility Name: C-1 CHANNEL FOUR KIDS  
MP Facility ID: C1FK 0000-0073

Entity: CITY OF HENDERSON  
Date Prepared: 6/30/16

Force Account/ Contract	Activity	Approved Work Plan Amount (\$)	Amended Work Plan Amount (\$)	Total Expenditures (\$)	Percent Complete	Scheduled Completion Date
	3 Facility Assessment and Inventory	\$300.00	\$300.00	\$0.00	0%	
	5 Inspect Channels	\$300.00	\$1,500.00	\$1,390.88	93%	
	6 Inspect Levees/Detention and Debris Basins					
	8 Species Survey and Removal					
	10 Clean and Reshape Channels/Levees	\$500.00	\$6,500.00	\$6,494.27	100%	
	15 Repair Lined Channel					
	20 Erosion Control and Repair		\$19,000.00	\$18,482.97	97%	
	21 Provide/Maintain Dust Control		\$7,000.00	\$6,674.69	95%	
	25 Clean Detention/Debris Basins					
	35 Fence Repair					
	40 Vegetation Control - Chemical					
	45 Vegetation Control - Mechanical					
	50 Maintain Access Road					
	55 Clean & Inspect Inlet/Outlet Structures					
	60 Repair Inlet/Outlet Structures					
	65 Clean Storm Sewer Lines					
	70 Storm Sewer Repair					
	75 Clean/Flush Culverts & Bridges		\$3,000.00	\$2,912.18	97%	
	80 Miscellaneous Work Activities					
	85 Engineering		\$350.00	\$315.72	90%	
	<b>TOTALS</b>	<b>\$1,100.00</b>	<b>\$37,650.00</b>	<b>\$36,270.71</b>		<b>Jun-2016</b>

Delays or Problem Areas:

Work completed during prior fiscal year:

Completed programmed activities.

Work to be completed during current fiscal year:

General maintenance activities.

Consultant/  
Contractor:  
Project  
Manager: Albert J. Jankowiak (702) 267-3024

**REGIONAL FLOOD CONTROL DISTRICT  
MAINTENANCE WORK PROGRAM  
QUARTERLY STATUS REPORT FY 2015-16**

MWP Facility#: HEN 53  
Facility Name: LAKE LAS VEGAS MAGIC WAY CHANNEL  
MP Facility ID: LLMW 0129, 0203

Entity: CITY OF HENDERSON  
Date Prepared: 6/30/16

Force Account/ Contract	Activity	Approved Work Plan Amount (\$)	Amended Work Plan Amount (\$)	Total Expenditures (\$)	Percent Complete	Scheduled Completion Date
	3 Facility Assessment and Inventory	\$300.00		\$0.00	0%	
	5 Inspect Channels	\$300.00		\$101.04	34%	
	6 Inspect Levees/Detention and Debris Basins					
	8 Species Survey and Removal					
	10 Clean and Reshape Channels/Levees	\$500.00		\$0.00	0%	
	15 Repair Lined Channel					
	20 Erosion Control and Repair					
	21 Provide/Maintain Dust Control					
	25 Clean Detention/Debris Basins					
	35 Fence Repair					
	40 Vegetation Control - Chemical					
	45 Vegetation Control - Mechanical					
	50 Maintain Access Road					
	55 Clean & Inspect Inlet/Outlet Structures					
	60 Repair Inlet/Outlet Structures					
	65 Clean Storm Sewer Lines					
	70 Storm Sewer Repair					
	75 Clean/Flush Culverts & Bridges	\$500.00		\$0.00	0%	
	80 Miscellaneous Work Activities					
	85 Engineering					
	<b>TOTALS</b>	<b>\$1,600.00</b>	<b>\$0.00</b>	<b>\$101.04</b>		<b>Jun-2016</b>

Delays or Problem Areas:

Work completed during prior fiscal year:

Completed programmed activities.

Work to be completed during current fiscal year:

General maintenance activities.

Consultant/  
Contractor:  
Project  
Manager: Albert J. Jankowiak (702) 267-3024

**REGIONAL FLOOD CONTROL DISTRICT  
MAINTENANCE WORK PROGRAM  
QUARTERLY STATUS REPORT FY 2015-16**

MWP Facility#: HEN 54  
Facility Name: PITTMAN HAMPTON ROAD  
MP Facility ID: PTHD 0000-0020

Entity: CITY OF HENDERSON  
Date Prepared: 6/30/16

Force Account/ Contract	Activity	Approved Work Plan Amount (\$)	Amended Work Plan Amount (\$)	Total Expenditures (\$)	Percent Complete	Scheduled Completion Date
	3 Facility Assessment and Inventory	\$300.00	\$0.00	\$0.00	0%	
	5 Inspect Channels	\$500.00	\$500.00	\$205.40	41%	
	6 Inspect Levees/Detention and Debris Basins					
	8 Species Survey and Removal					
	10 Clean and Reshape Channels/Levees	\$500.00	\$500.00	\$0.00	0%	
	15 Repair Lined Channel					
	20 Erosion Control and Repair					
	21 Provide/Maintain Dust Control					
	25 Clean Detention/Debris Basins					
	35 Fence Repair					
	40 Vegetation Control - Chemical					
	45 Vegetation Control - Mechanical		\$1,200.00	\$1,102.20	92%	
	50 Maintain Access Road					
	55 Clean & Inspect Inlet/Outlet Structures					
	60 Repair Inlet/Outlet Structures					
	65 Clean Storm Sewer Lines					
	70 Storm Sewer Repair					
	75 Clean/Flush Culverts & Bridges					
	80 Miscellaneous Work Activities					
	85 Engineering					
	<b>TOTALS</b>	<b>\$1,300.00</b>	<b>\$2,200.00</b>	<b>\$1,307.60</b>		<b>Jun-2016</b>

Delays or Problem Areas:

Work completed during prior fiscal year:

Completed programmed activities.

Work to be completed during current fiscal year:

General maintenance activities.

Consultant/  
Contractor:  
Project  
Manager: Albert J. Jankowiak (702) 267-3024



**REGIONAL FLOOD CONTROL DISTRICT  
MAINTENANCE WORK PROGRAM  
QUARTERLY STATUS REPORT FY 2015-16**

MWP Facility#: HEN 55  
Facility Name: PITTMAN ANTHEM DRIVE  
MP Facility ID: PTAD 0000-0070

Entity: CITY OF HENDERSON  
Date Prepared: 6/30/16

Force Account/ Contract	Activity	Approved Work Plan Amount (\$)	Amended Work Plan Amount (\$)	Total Expenditures (\$)	Percent Complete	Scheduled Completion Date
	3 Facility Assessment and Inventory	\$300.00		\$0.00	0%	
	5 Inspect Channels	\$300.00		\$189.60	63%	
	6 Inspect Levees/Detention and Debris Basins					
	8 Species Survey and Removal					
	10 Clean and Reshape Channels/Levees	\$500.00		\$0.00	0%	
	15 Repair Lined Channel					
	20 Erosion Control and Repair					
	21 Provide/Maintain Dust Control					
	25 Clean Detention/Debris Basins					
	35 Fence Repair					
	40 Vegetation Control - Chemical					
	45 Vegetation Control - Mechanical					
	50 Maintain Access Road					
	55 Clean & Inspect Inlet/Outlet Structures					
	60 Repair Inlet/Outlet Structures					
	65 Clean Storm Sewer Lines	\$500.00		\$0.00	0%	
	70 Storm Sewer Repair					
	75 Clean/Flush Culverts & Bridges					
	80 Miscellaneous Work Activities					
	85 Engineering					
	<b>TOTALS</b>	<b>\$1,600.00</b>	<b>\$0.00</b>	<b>\$189.60</b>		<b>Jun-2016</b>

Delays or Problem Areas:

Work completed during prior fiscal year:

Completed programmed activities.

Work to be completed during current fiscal year:

General maintenance activities.

Consultant/  
Contractor:  
Project  
Manager: Albert J. Jankowiak (702) 267-3024



**REGIONAL FLOOD CONTROL DISTRICT  
MAINTENANCE WORK PROGRAM  
QUARTERLY STATUS REPORT FY 2015-16**

MWP Facility#: HEN 56  
Facility Name: PITTMAN WASH SOUTHEAST  
MP Facility ID: PTSE 0000-0346, PTPN 0000-0039

Entity: CITY OF HENDERSON  
Date Prepared: 6/30/16

Force Account/ Contract	Activity	Approved Work Plan Amount (\$)	Amended Work Plan Amount (\$)	Total Expenditures (\$)	Percent Complete	Scheduled Completion Date
	3 Facility Assessment and Inventory	\$300.00	\$300.00	\$0.00	0%	
	5 Inspect Channels	\$300.00	\$700.00	\$677.30	97%	
	6 Inspect Levees/Detention and Debris Basins	\$300.00	\$300.00	\$0.00	0%	
	8 Species Survey and Removal					
	10 Clean and Reshape Channels/Levees	\$1,000.00	\$1,000.00	\$0.00	0%	
	15 Repair Lined Channel					
	20 Erosion Control and Repair					
	21 Provide/Maintain Dust Control					
	25 Clean Detention/Debris Basins	\$500.00	\$500.00	\$0.00	0%	
	35 Fence Repair	\$1,000.00	\$1,000.00	\$0.00	0%	
	40 Vegetation Control - Chemical					
	45 Vegetation Control - Mechanical	\$1,000.00	\$1,000.00	\$0.00	0%	
	50 Maintain Access Road					
	55 Clean & Inspect Inlet/Outlet Structures					
	60 Repair Inlet/Outlet Structures					
	65 Clean Storm Sewer Lines					
	70 Storm Sewer Repair					
	75 Clean/Flush Culverts & Bridges					
	80 Miscellaneous Work Activities					
	85 Engineering					
	<b>TOTALS</b>	<b>\$4,400.00</b>	<b>\$4,800.00</b>	<b>\$677.30</b>		<b>Jun-2016</b>

Delays or Problem Areas:

Work completed during prior fiscal year:

Completed programmed activities:

Work to be completed during current fiscal year:

General maintenance activities:

Consultant/  
Contractor:  
Project  
Manager:

Albert J. Jankowiak

(702) 267-3024

**REGIONAL FLOOD CONTROL DISTRICT  
MAINTENANCE WORK PROGRAM  
QUARTERLY STATUS REPORT FY 2015-16**

MWP Facility#: HEN 57  
 Facility Name: PITTMAN WASH WILDERNESS STUDY  
 MP Facility ID: PTWS 0000 - 0063 and PTDY 0000

Entity: CITY OF HENDERSON  
 Date Prepared: 6/30/16

Force Account/ Contract	Activity	Approved Work Plan Amount (\$)	Amended Work Plan Amount (\$)	Total Expenditures (\$)	Percent Complete	Scheduled Completion Date
	3 Facility Assessment and Inventory	\$300.00		\$0.00	0%	
	5 Inspect Channels	\$300.00		\$273.45	91%	
	6 Inspect Levees/Defention and Debris Basins	\$300.00		\$0.00	0%	
	8 Species Survey and Removal					
	10 Clean and Reshape Channels/Levees	\$500.00		\$0.00	0%	
	15 Repair Lined Channel					
	20 Erosion Control and Repair					
	21 Provide/Maintain Dust Control					
	25 Clean Detention/Debris Basins	\$500.00		\$0.00	0%	
	35 Fence Repair					
	40 Vegetation Control - Chemical					
	45 Vegetation Control - Mechanical					
	50 Maintain Access Road	\$500.00		\$0.00	0%	
	55 Clean & Inspect Inlet/Outlet Structures					
	60 Repair Inlet/Outlet Structures					
	65 Clean Storm Sewer Lines					
	70 Storm Sewer Repair					
	75 Clean/Flush Culverts & Bridges					
	80 Miscellaneous Work Activities					
	85 Engineering					
	<b>TOTALS</b>	<b>\$2,400.00</b>	<b>\$0.00</b>	<b>\$273.45</b>		<b>Jun-2016</b>

Delays or Problem Areas:

Work completed during prior fiscal year:

Completed programmed activities.

Work to be completed during current fiscal year:

General maintenance activities.

Consultant/  
 Contractor:  
 Project  
 Manager:

Albert J. Jankowiak

(702) 267-3024

**REGIONAL FLOOD CONTROL DISTRICT  
MAINTENANCE WORK PROGRAM  
QUARTERLY STATUS REPORT FY 2015-16**

MWP Facility#: HEN 58  
 Facility Name: PITTMAN SOUTHEDGE-NORTH  
 MP Facility ID: PTSN 0000-0063

Entity: CITY OF HENDERSON  
 Date Prepared: 6/30/16

Force Account/ Contract	Activity	Approved Work Plan Amount (\$)	Amended Work Plan Amount (\$)	Total Expenditures (\$)	Percent Complete	Scheduled Completion Date
	3 Facility Assessment and Inventory	\$300.00	\$300.00	\$0.00	0%	
	5 Inspect Channels	\$500.00	\$250.00	\$133.18	53%	
	6 Inspect Levees/Detention and Debris Basins					
	8 Species Survey and Removal					
	10 Clean and Reshape Channels/Levees	\$500.00	\$250.00	\$0.00	0%	
	15 Repair Lined Channel					
	20 Erosion Control and Repair					
	21 Provide/Maintain Dust Control					
	25 Clean Detention/Debris Basins					
	35 Fence Repair					
	40 Vegetation Control - Chemical					
	45 Vegetation Control - Mechanical					
	50 Maintain Access Road					
	55 Clean & Inspect Inlet/Outlet Structures					
	60 Repair Inlet/Outlet Structures					
	65 Clean Storm Sewer Lines					
	70 Storm Sewer Repair					
	75 Clean/Flush Culverts & Bridges					
	80 Miscellaneous Work Activities		\$500.00	\$452.13	90%	
	85 Engineering					
	<b>TOTALS</b>	<b>\$1,300.00</b>	<b>\$1,300.00</b>	<b>\$585.31</b>		<b>Jun-2016</b>

Delays or Problem Areas:

Work completed during prior fiscal year:

Completed programmed activities.

Work to be completed during current fiscal year:

General maintenance activities.

Consultant/  
 Contractor:  
 Project  
 Manager:

Albert J. Jankowiak

(702) 267-3024

**REGIONAL FLOOD CONTROL DISTRICT  
MAINTENANCE WORK PROGRAM  
QUARTERLY STATUS REPORT FY 2015-16**

MWP Facility#: HEN 59  
 Facility Name: PITTMAN SOUTHDGE-SOUTH  
 MP Facility ID: PTSS 0000-0012

Entity: CITY OF HENDERSON  
 Date Prepared: 6/30/16

Force Account/ Contract	Activity	Approved Work Plan Amount (\$)	Amended Work Plan Amount (\$)	Total Expenditures (\$)	Percent Complete	Scheduled Completion Date
	3 Facility Assessment and Inventory	\$300.00		\$0.00	0%	
	5 Inspect Channels	\$500.00		\$184.89	37%	
	6 Inspect Levees/Detention and Debris Basins					
	8 Species Survey and Removal					
	10 Clean and Reshape Channels/Levees	\$500.00		\$0.00	0%	
	15 Repair Lined Channel					
	20 Erosion Control and Repair					
	21 Provide/Maintain Dust Control					
	25 Clean Detention/Debris Basins					
	35 Fence Repair					
	40 Vegetation Control - Chemical					
	45 Vegetation Control - Mechanical					
	50 Maintain Access Road					
	55 Clean & Inspect Inlet/Outlet Structures					
	60 Repair Inlet/Outlet Structures					
	65 Clean Storm Sewer Lines					
	70 Storm Sewer Repair					
	75 Clean/Flush Culverts & Bridges					
	80 Miscellaneous Work Activities					
	85 Engineering					
	<b>TOTALS</b>	<b>\$1,300.00</b>	<b>\$0.00</b>	<b>\$184.89</b>		<b>Jun-2016</b>

Delays or Problem Areas:

Work completed during prior fiscal year:

Completed programmed activities.

Work to be completed during current fiscal year:

General maintenance activities.

Consultant/  
 Contractor:  
 Project  
 Manager: Albert J. Jankowiak

(702) 267-3024

**REGIONAL FLOOD CONTROL DISTRICT  
MAINTENANCE WORK PROGRAM  
QUARTERLY STATUS REPORT FY 2015-16**

MWP Facility#: HEN 60  
Facility Name: PITTMAN SOUTHDGE-ANTHEM  
MP Facility ID: PTSA 0000-0091

Entity: CITY OF HENDERSON  
Date Prepared: 6/30/16

Force Account/ Contract	Activity	Approved Work Plan Amount (\$)	Amended Work Plan Amount (\$)	Total Expenditures (\$)	Percent Complete	Scheduled Completion Date
	3 Facility Assessment and Inventory	\$300.00		\$0.00	0%	
	5 Inspect Channels	\$300.00		\$189.60	63%	
	6 Inspect Levees/Detention and Debris Basins					
	8 Species Survey and Removal					
	10 Clean and Reshape Channels/Levees	\$500.00		\$0.00	0%	
	15 Repair Lined Channel					
	20 Erosion Control and Repair					
	21 Provide/Maintain Dust Control					
	25 Clean Detention/Debris Basins					
	35 Fence Repair					
	40 Vegetation Control - Chemical					
	45 Vegetation Control - Mechanical	\$1,000.00		\$0.00	0%	
	50 Maintain Access Road					
	55 Clean & Inspect Inlet/Outlet Structures					
	60 Repair Inlet/Outlet Structures					
	65 Clean Storm Sewer Lines					
	70 Storm Sewer Repair					
	75 Clean/Flush Culverts & Bridges					
	80 Miscellaneous Work Activities					
	85 Engineering					
	<b>TOTALS</b>	<b>\$2,100.00</b>	<b>\$0.00</b>	<b>\$189.60</b>		<b>Jun-2016</b>

Delays or Problem Areas:

Work completed during prior fiscal year:

Completed programmed activities.

Work to be completed during current fiscal year:

General maintenance activities.

Consultant/  
Contractor:  
Project  
Manager:

Albert J. Jankowiak

(702) 267-3024

**REGIONAL FLOOD CONTROL DISTRICT  
MAINTENANCE WORK PROGRAM  
QUARTERLY STATUS REPORT FY 2015-16**

MWP Facility#: HEN 61  
Facility Name: PITTMAN EAST HEADWORKS DB  
MP Facility ID: PTEA 0760-0773

Entity: CITY OF HENDERSON  
Date Prepared: 6/30/16

Force Account/ Contract	Activity	Approved Work Plan Amount (\$)	Amended Work Plan Amount (\$)	Total Expenditures (\$)	Percent Complete	Scheduled Completion Date
	3 Facility Assessment and Inventory	\$300.00	\$300.00	\$0.00	0%	
	5 Inspect Channels	\$1,000.00	\$500.00	\$408.97	82%	
	6 Inspect Levees/Detention and Debris Basins	\$2,500.00	\$1,500.00	\$105.75	7%	
	8 Species Survey and Removal					
	10 Clean and Reshape Channels/Levees					
	15 Repair Lined Channel					
	20 Erosion Control and Repair					
	21 Provide/Maintain Dust Control	\$500.00	\$500.00	\$0.00	0%	
	25 Clean Detention/Debris Basins	\$2,000.00	\$2,000.00	\$0.00	0%	
	35 Fence Repair					
	40 Vegetation Control - Chemical					
	45 Vegetation Control - Mechanical	\$1,000.00	\$1,000.00	\$0.00	0%	
	50 Maintain Access Road					
	55 Clean & Inspect Inlet/Outlet Structures	\$1,000.00	\$1,000.00	\$0.00	0%	
	60 Repair Inlet/Outlet Structures					
	65 Clean Storm Sewer Lines					
	70 Storm Sewer Repair					
	75 Clean/Flush Culverts & Bridges					
	80 Miscellaneous Work Activities		\$1,500.00	\$1,486.25	99%	
	85 Engineering	\$16,000.00	\$10,000.00	\$392.66	4%	
	<b>TOTALS</b>	<b>\$24,300.00</b>	<b>\$18,300.00</b>	<b>\$2,393.63</b>		<b>Jun-2016</b>

Delays or Problem Areas:

Work completed during prior fiscal year:

Completed programmed activities:

Work to be completed during current fiscal year:

Act 85 - 5-yr major update of EAP information. General maintenance activities.

Consultant/  
Contractor:  
Project  
Manager: Albert J. Jankowiak

(702) 267-3024



**REGIONAL FLOOD CONTROL DISTRICT  
MAINTENANCE WORK PROGRAM  
QUARTERLY STATUS REPORT FY 2015-16**

MWP Facility#: HEN 62  
Facility Name: C-1 CHANNEL-RACETRACK  
MP Facility ID: C1RT 0001-0040

Entity: CITY OF HENDERSON  
Date Prepared: 6/30/16

Force Account/ Contract	Activity	Approved Work Plan Amount (\$)	Amended Work Plan Amount (\$)	Total Expenditures (\$)	Percent Complete	Scheduled Completion Date
	3 Facility Assessment and Inventory	\$300.00		\$0.00	0%	
	5 Inspect Channels	\$300.00		\$199.93	67%	
	6 Inspect Levees/Detention and Debris Basins					
	8 Species Survey and Removal					
	10 Clean and Reshape Channels/Levees	\$500.00		\$0.00	0%	
	15 Repair Lined Channel					
	20 Erosion Control and Repair					
	21 Provide/Maintain Dust Control					
	25 Clean Detention/Debris Basins					
	35 Fence Repair					
	40 Vegetation Control - Chemical					
	45 Vegetation Control - Mechanical	\$500.00		\$0.00	0%	
	60 Maintain Access Road					
	55 Clean & Inspect Inlet/Outlet Structures					
	60 Repair Inlet/Outlet Structures					
	65 Clean Storm Sewer Lines					
	70 Storm Sewer Repair					
	75 Clean/Flush Culverts & Bridges					
	80 Miscellaneous Work Activities					
	85 Engineering					
	<b>TOTALS</b>	<b>\$1,600.00</b>	<b>\$0.00</b>	<b>\$199.93</b>		<b>Jun-2016</b>

Delays or Problem Areas:

Work completed during prior fiscal year:

Completed programmed activities.

Work to be completed during current fiscal year:

General maintenance activities.

Consultant/  
Contractor:  
Project  
Manager: Albert J. Jankowiak

(702) 267-3024

**REGIONAL FLOOD CONTROL DISTRICT  
MAINTENANCE WORK PROGRAM  
FOURTH QUARTER - FY 2015-16**

MWP Facility #: LV51  
 Facility Name: Cedar Avenue Channel/Nellis System  
 MP Facility ID: CACH 0000 - 0148,  
CABZ 0000 - 0010, CACN 0000 - 0049,  
LVBZ 0166 - 0224

Entity: City of Las Vegas  
 Date Prepared: 8/1/2016

Force Account/ Contract	Activity	Work Plan Amount (\$)	Amended Work Plan Amount (\$)	Expended To Date (\$)	Percent Complete	Scheduled Completion Date *
FA	03 Facility Assessment and Inventory	\$15,000.00	\$2,500.00			Jun-16
FA	05 Inspect Channels					
	06 Inspect Levees/Detention and Debris Basins					
	08 Species Survey and Removal					
FA	10 Clean and Reshape Channels/Levees	\$40,000.00	\$25,000.00			Jun-16
FA	15 Repair Lined Channel	\$10,000.00	\$2,500.00			Jun-16
	20 Erosion Control and Repair					
	21 Provide/Maintain Dust Control					
	25 Clean Detention Debris Basins					
	35 Fence Repair					
	40 Vegetation Control - Chemical					
	45 Vegetation Control - Mechanical					
	50 Maintain Access Road					
FA	55 Clean & Inspect Inlet/Outlet Structures	\$10,000.00				Jun-16
	60 Repair Inlet/Outlet Structures					
FA	65 Clean Storm Sewer Lines	\$5,000.00				Jun-16
FA	70 Storm Sewer Repair	\$5,000.00				Jun-16
FA	75 Clean/Flush Culverts & Bridges	\$5,000.00	\$5,000.00			Jun-16
FA	80 Miscellaneous Work Activities	\$5,000.00	\$5,000.00			Jun-16
FA	85 Engineering	\$5,000.00	\$40,000.00	\$38,237.31		Jun-16
<b>TOTALS</b>		<b>\$100,000.00</b>	<b>\$80,000.00</b>	<b>\$38,237.31</b>	<b>38.2%</b>	

**Delays or Problem Areas:**

**Work completed during current Quarter:**

Routine maintenance work activities.

**Work to be completed during next Quarter:**

Inspect and clean storm drain facilities. Clean open channel twice a year (CACH 0000-0148) and graffiti removal. Routine maintenance work activities.

Consultant/Contractor: N/A  
 Project  
 Manager: Oh Sang Kwon, P.E. Phone Number: 702-229-6541



# REGIONAL FLOOD CONTROL DISTRICT MAINTENANCE WORK PROGRAM FOURTH QUARTER - FY 2015-16

MWP Facility #: LV52  
 Facility Name: Gowan/Angel Pk/Lone Mtn System  
 MP Facility ID: GONO 0000 - 0225, GOSO 0000 - 0462, GODU 0000 - 0050,  
 GOOF 0427 - 0775, GOCR 0180 - 0201, GOLB 0000 - 0030  
 GOLM 0000 - 0277, GOBU 0000 - 0085, GOBW 0000 - 0052,  
 APDG 0000 - 0060, APOF 0000 - 0124, APP1 0000 - 0056, GOTE 0000  
 GO02 0000 - 0257, APNO 0015, APNO 0012, GOLO 0152-0275  
 APSP 0000 - 0183, APBE 0000 - 0122, APSO 0000, APSO 0020,  
 APSO 0204, APSO 0254, APSO 0255, APSO 0345, APMD 0027,  
 APMD 0132, APMD 0190 - 0258, GOL2 0000 - 0014, APD3 0000 - 0021, GOWC 0000,  
 GOL4 0000 - 0026, APFH 0000 - 0061, APAD 0000 - 0225, APCB 0000 - 0080

Entity: City of Las Vegas  
 Date Prepared: 8/1/2016

Force Account/Contract	Activity	Work Plan Amount (\$)	Amended Work Plan Amount (\$)	Expended To Date (\$)	Percent Complete	Scheduled Completion Date *
FA 03	Facility Assessment and Inventory	\$5,000.00	\$5,000.00	\$4,136.88		Jun-16
FA 05	Inspect Channels	\$5,000.00				Jun-16
FA 06	Inspect Levees/Detention and Debris Basins	\$5,000.00				Jun-16
FA 08	Species Survey and Removal	\$20,000.00				Jun-16
	10 Clean and Reshape Channels/Levees					
FA 15	Repair Lined Channel	\$45,000.00	\$120,000.00	\$119,643.83		Jun-16
FA 20	Erosion Control and Repair	\$50,000.00	\$204,000.00	\$203,600.14		Jun-16
FA 21	Provide/Maintain Dust Control	\$10,000.00				Jun-16
FA 25	Clean Detention Debris Basins	\$30,000.00				Jun-16
FA 35	Fence Repair	\$5,000.00				Jun-16
	40 Vegetation Control - Chemical					
FA 45	Vegetation Control - Mechanical	\$20,000.00				Jun-16
	50 Maintain Access Road					
FA 55	Clean & Inspect Inlet/Outlet Structures	\$40,000.00				Jun-16
FA 60	Repair Inlet/Outlet Structures	\$130,000.00	\$88,000.00	\$87,404.57		Jun-16
	65 Clean Storm Sewer Lines					
FA 70	Storm Sewer Repair	\$20,000.00				Jun-16
FA 75	Clean/Flush Culverts & Bridges	\$5,000.00				Jun-16
FA 80	Miscellaneous Work Activities	\$10,000.00				Jun-16
FA 85	Engineering	\$50,000.00	\$208,000.00	\$207,672.39		Jun-16
<b>TOTALS</b>		<b>\$450,000.00</b>	<b>\$625,000.00</b>	<b>\$622,457.81</b>	<b>99.6%</b>	

## Delays or Problem Areas:

## Work completed during current Quarter:

Clean and inspect detention basin. Erosion repairs to detention basin embankment (Lone Mountain DB). Provide access ramp to outlet of Gilmore Channel/Lone Mountain Detention Basin. Repair Cheyenne Channel lining. Routine maintenance work activities.

## Work to be completed during next Quarter:

Routine maintenance work activities.

Consultant/Contractor: N/A  
 Project Manager: Oh Sang Kwon, P.E. Phone Number: 702-229-6541

**REGIONAL FLOOD CONTROL DISTRICT  
MAINTENANCE WORK PROGRAM  
FOURTH QUARTER - FY 2015-16**

MWP Facility #: LV53  
 Facility Name: Lake Mead/Smoke Ranch/Washington System  
 MP Facility ID: LVLM 0336 - 0525, LVSR 0312 - 0525,  
LV15 0284 - 0409, LVOW 0000 - 0351,  
LVRA 0000 - 0066, LVPK 0000 - 0130

Entity: City of Las Vegas  
 Date Prepared: 8/1/2016

Force Account/Contract	Activity	Work Plan Amount (\$)	Amended Work Plan Amount (\$)	Expended To Date (\$)	Percent Complete	Scheduled Completion Date *
FA 03	Facility Assessment and Inventory	\$5,000.00				Jun-16
FA 05	Inspect Channels	\$3,000.00				Jun-16
	06 Inspect Levees/Detention and Debris Basins					
	08 Species Survey and Removal					
FA 10	Clean and Reshape Channels/Levees	\$2,500.00				Jun-16
FA 15	Repair Lined Channel	\$3,500.00				Jun-16
	20 Erosion Control and Repair					
	21 Provide/Maintain Dust Control					
	25 Clean Detention Debris Basins					
FA 35	Fence Repair	\$2,000.00				Jun-16
	40 Vegetation Control - Chemical					
	45 Vegetation Control - Mechanical					
	50 Maintain Access Road					
FA 55	Clean & Inspect Inlet/Outlet Structures	\$26,000.00				Jun-16
FA 60	Repair Inlet/Outlet Structures	\$25,000.00				Jun-16
FA 65	Clean Storm Sewer Lines	\$2,500.00				Jun-16
FA 70	Storm Sewer Repair	\$25,000.00				Jun-16
	75 Clean/Flush Culverts & Bridges					
FA 80	Miscellaneous Work Activities	\$2,500.00				Jun-16
FA 85	Engineering	\$3,000.00		\$86.24		Jun-16
<b>TOTALS</b>		<b>\$100,000.00</b>	<b>\$0.00</b>	<b>\$86.24</b>	<b>0.1%</b>	

**Delays or Problem Areas:**

**Work completed during current Quarter:**

Routine maintenance work activities.

**Work to be completed during next Quarter:**

Remove debris, clean drop inlets, and repair any damages. Routine maintenance work activities.

Consultant/Contractor: N/A  
 Project Manager: Oh Sang Kwon, P.E. Phone Number: 702-229-6541

**REGIONAL FLOOD CONTROL DISTRICT  
MAINTENANCE WORK PROGRAM  
FOURTH QUARTER - FY 2015-16**

MWP Facility #: LV54  
Facility Name: Las Vegas Wash System  
MP Facility ID: LVMD 1069 - 1354

Entity: City of Las Vegas  
Date Prepared: 8/1/2016

Force Account/ Contract	Activity	Work Plan Amount (\$)	Amended Work Plan Amount (\$)	Expended To Date (\$)	Percent Complete	Scheduled Completion Date *
FA	03 Facility Assessment and Inventory	\$25,000.00				Jun-16
FA	05 Inspect Channels	\$20,000.00				Jun-16
	06 Inspect Levees/Detention and Debris Basins					
FA	08 Species Survey and Removal	\$10,000.00				Jun-16
FA	10 Clean and Reshape Channels/Levees	\$75,000.00				Jun-16
FA	15 Repair Lined Channel	\$325,000.00	\$125,000.00			Jun-16
	20 Erosion Control and Repair					
	21 Provide/Maintain Dust Control					
	25 Clean Detention Debris Basins					
FA	35 Fence Repair	\$20,000.00	\$20,000.00	\$5,574.48		Jun-16
	40 Vegetation Control - Chemical					
FA	45 Vegetation Control - Mechanical	\$125,000.00	\$124,000.00	\$120,764.00		Jun-16
	50 Maintain Access Road					
	55 Clean & Inspect Inlet/Outlet Structures					
	60 Repair Inlet/Outlet Structures					
	65 Clean Storm Sewer Lines					
FA	70 Storm Sewer Repair	\$5,000.00				Jun-16
FA	75 Clean/Flush Culverts & Bridges	\$5,000.00				Jun-16
FA	80 Miscellaneous Work Activities	\$10,000.00	\$100,000.00	\$96,729.65		Jun-16
FA	85 Engineering	\$30,000.00	\$106,000.00	\$105,371.81		Jun-16
<b>TOTALS</b>		<b>\$650,000.00</b>	<b>\$475,000.00</b>	<b>\$328,439.94</b>	<b>50.5%</b>	

**Delays or Problem Areas:**

**Work completed during current Quarter:**

Routine maintenance work activities. Repair Mat along Las Vegas Wash between Washington Avenue and Stewart Avenue (LVMD 1120 – 1178) for erosion control. Provide for vegetation control. Continue with the sediment removal.

**Work to be completed during next Quarter:**

Routine maintenance work activities.

Consultant/Contractor: N/A  
Project Manager: Oh Sang Kwon, P.E. Phone Number: 702-229-6541



**REGIONAL FLOOD CONTROL DISTRICT  
MAINTENANCE WORK PROGRAM  
FOURTH QUARTER - FY 2015-16**

MWP Facility #: LV55  
Facility Name: Meadows/Oakey System  
MP Facility ID: LCME 0000 - 0085, MECH 0059 - 0420,  
MEAL 0000 - 0258, MEPA 0000 - 0025, MEOK 0000 - 0110

Entity: City of Las Vegas  
Date Prepared: 8/1/2016

Force Account/Contract	Activity	Work Plan Amount (\$)	Amended Work Plan Amount (\$)	Expended To Date (\$)	Percent Complete	Scheduled Completion Date *
FA 03	Facility Assessment and Inventory	\$10,000.00	\$2,000.00	\$773.75		Jun-16
05	Inspect Channels					
06	Inspect Levees/Detention and Debris Basins					
08	Species Survey and Removal					
FA 10	Clean and Reshape Channels/Levees	\$8,000.00				Jun-16
FA 15	Repair Lined Channel	\$5,000.00				Jun-16
20	Erosion Control and Repair		\$63,000.00	\$62,548.52		
21	Provide/Maintain Dust Control					
FA 25	Clean Detention Debris Basins	\$10,000.00	\$27,000.00	\$26,156.67		Jun-16
35	Fence Repair					
40	Vegetation Control - Chemical					
45	Vegetation Control - Mechanical					
FA 50	Maintain Access Road	\$35,000.00				
FA 55	Clean & Inspect Inlet/Outlet Structures	\$8,000.00				Jun-16
FA 60	Repair Inlet/Outlet Structures	\$8,000.00				Jun-16
65	Clean Storm Sewer Lines					
FA 70	Storm Sewer Repair	\$8,000.00				Jun-16
FA 75	Clean/Flush Culverts & Bridges	\$1,000.00				Jun-16
FA 80	Miscellaneous Work Activities	\$2,000.00				Jun-16
FA 85	Engineering	\$5,000.00	\$28,000.00	\$27,785.01		Jun-16
<b>TOTALS</b>		<b>\$100,000.00</b>	<b>\$120,000.00</b>	<b>\$117,263.95</b>	<b>97.7%</b>	

**Delays or Problem Areas:**

**Work completed during current Quarter:**

Continue repair and clean detention basins and storm drain system. Routine maintenance work activities. Repair erosion damages in embankment of the detention basins. Provide concrete pad at the inlet structure of Oakey Detention Basin for access.

**Work to be completed during next Quarter:**

Routine maintenance work activities.

Consultant/Contractor: N/A  
Project Manager: Oh Sang Kwon, P.E. Phone Number: 702-229-6541

**REGIONAL FLOOD CONTROL DISTRICT  
MAINTENANCE WORK PROGRAM  
FOURTH QUARTER - FY 2015-16**

MWP Facility #: LV56  
 Facility Name: Washington Ave/Las Vegas Creek System  
 MP Facility ID: LCLT 0000 - 0034, WAPR 0000 - 0132,  
FWUP 0000 - 0100, LVWH 0086 - 0484,  
FW15 0000 - 0301, FWOK 0000 - 0100, FWWL 0000,  
FWCH 0000 - 0060, FWSH 0000, LCCH 0513 - 0543,  
LCLO 0000 - 0054, WAGC 0000 - 0060, CHRA 0000 - 0014

Entity: City of Las Vegas  
 Date Prepared: 8/1/2016

Force Account/Contract	Activity	Work Plan Amount (\$)	Amended Work Plan Amount (\$)	Expended To Date (\$)	Percent Complete	Scheduled Completion Date *
FA 03	Facility Assessment and Inventory	\$10,000.00	\$5,000.00	\$765.00		Jun-16
FA 05	Inspect Channels	\$10,000.00	\$10,000.00			Jun-16
	06 Inspect Levees/Detention and Debris Basins					
	08 Species Survey and Removal					
FA 10	Clean and Reshape Channels/Levees	\$65,000.00	\$65,000.00			Jun-16
FA 15	Repair Lined Channel	\$70,000.00	\$70,000.00			Jun-16
	20 Erosion Control and Repair					
	21 Provide/Maintain Dust Control					
	25 Clean Detention Debris Basins					
	35 Fence Repair					
	40 Vegetation Control - Chemical					
	45 Vegetation Control - Mechanical					
	50 Maintain Access Road					
FA 55	Clean & Inspect Inlet/Outlet Structures	\$20,000.00	\$20,000.00			Jun-16
FA 60	Repair Inlet/Outlet Structures	\$5,000.00	\$5,000.00			Jun-16
FA 65	Clean Storm Sewer Lines	\$10,000.00	\$10,000.00			Jun-16
FA 70	Storm Sewer Repair	\$10,000.00	\$10,000.00			Jun-16
FA 75	Clean/Flush Culverts & Bridges	\$10,000.00	\$10,000.00			Jun-16
FA 80	Miscellaneous Work Activities	\$5,000.00	\$5,000.00			Jun-16
FA 85	Engineering	\$10,000.00	\$15,000.00	\$14,556.39		Jun-16
	<b>TOTALS</b>	<b>\$225,000.00</b>	<b>\$225,000.00</b>	<b>\$15,321.39</b>	<b>6.8%</b>	

Delays or Problem Areas:

Work completed during current Quarter:

Routine maintenance work activities.

Work to be completed during next Quarter:

Perform repair and cleaning of storm drain facilities. Repair erosion damages in embankment of the detention basin. Repair erosion damages in Rainbow Detention Basin. Routine maintenance work activities. Repair riprap channel along Rancho Drive from Desert Inn Road to Teddy Drive.

Consultant/Contractor: N/A  
 Project Manager: Oh Sang Kwon, P.E. Phone Number: 702-229-6541

**REGIONAL FLOOD CONTROL DISTRICT  
MAINTENANCE WORK PROGRAM  
FOURTH QUARTER - FY 2015-16**

MWP Facility #: LV57  
 Facility Name: US95/OuterBeltway/Ann Road System  
 MP Facility ID: RCHO 0000 - 0071, ANWE 0127 - 0385, CNWE 0314  
 RCHB 0000 - 0062, RCBC 0004, LVMD 2324 - 2599,  
 EKDB 0000 - 0070, GOAN 0000 - 0127, ANRB 0000  
 CNGT 0000 - 0247, CNKC 0000 - 0024  
 EKHU 0000 - 0023, BCHU 0000 - 0054, TSDB 0000,  
 MSNV 0000, LVMI 0000, LVDE 0003 - 0027,  
 CN95 0199 - 0333, EKBU 0000, LVMD 3313-3316  
 RACO 0001-0064, BRDB 0000-0032, TSDB 0011

Entity: City of Las Vegas  
 Date Prepared: 8/1/2016

Force Account/ Contract	Activity	Work Plan Amount (\$)	Amended Work Plan Amount (\$)	Expended To Date (\$)	Percent Complete	Scheduled Completion Date
FA 03	Facility Assessment and Inventory	\$10,000.00	\$15,000.00	\$10,486.25		Jun-16
05	Inspect Channels					
06	Inspect Levees/Detention and Debris Basins					
08	Species Survey and Removal					
10	Clean and Reshape Channels/Levees					
FA 15	Repair Lined Channel	\$25,000.00				Jun-16
FA 20	Erosion Control and Repair	\$105,000.00				Jun-16
FA 21	Provide/Maintain Dust Control	\$50,000.00				Jun-16
FA 25	Clean Detention Debris Basins	\$2,500,000.00	\$2,500,000.00	\$2,368,590.74		Jun-16
FA 35	Fence Repair	\$20,000.00	\$15,000.00			Jun-16
40	Vegetation Control - Chemical					
45	Vegetation Control - Mechanical					
FA 50	Maintain Access Road	\$40,000.00	\$65,000.00	\$64,359.05		Jun-16
FA 55	Clean & Inspect Inlet/Outlet Structures	\$5,000.00	\$5,000.00			Jun-16
FA 60	Repair Inlet/Outlet Structures	\$200,000.00	\$345,000.00	\$292,583.85		Jun-16
FA 65	Clean Storm Sewer Lines	\$10,000.00				Jun-16
FA 70	Storm Sewer Repair	\$20,000.00				Jun-16
FA 75	Clean/Flush Culverts & Bridges	\$5,000.00	\$5,000.00	\$169.44		Jun-16
FA 80	Miscellaneous Work Activities	\$5,000.00	\$5,000.00			Jun-16
FA 85	Engineering	\$5,000.00	\$45,000.00	\$42,283.65		Jun-16
<b>TOTALS</b>		<b>\$3,000,000.00</b>	<b>\$3,000,000.00</b>	<b>\$2,778,472.98</b>	<b>92.6%</b>	

**Delays or Problem Areas:**

**Work completed during current Quarter:**

Construct control of access to the Kyle Canyon Detention Basin. Provide maintenance access road to the inlets and outlets of the Elkhorn Springs Detention Basin. Removal of debris from Kyle Canyon Detention Basin. Routine maintenance work activities.

**Work to be completed during next Quarter:**

Routine maintenance work activities.

Consultant/Contractor: N/A  
 Project  
 Manager: Oh Sang Kwon, P.E. Phone Number: 702-229-6541

REGIONAL FLOOD CONTROL DISTRICT  
MAINTENANCE WORK PROGRAM  
QUARTERLY STATUS REPORT - FY 2015-2016

MWP Facility #: **ME01**  
Facility Name: **Mesquite Town Wash**  
MP Facility ID: **TOWA-0000 thru 0201**

Entity: **City of Mesquite**  
Date Prepared: **07/13/16**  
Quarter: **Fourth**

Activity	Approved Work Plan Amount (\$)	Amended Work Plan Amount (\$)	Expended To Date (\$)	Percent Complete	Scheduled Completion Date
3 Facility Assessment & Inventory	\$0.00	\$0.00	\$0.00		
5 Inspect Channels	\$300.00	\$313.28	\$313.28		
6 Inspect Levees/Detention & Debris Basins	\$0.00	\$0.00	\$0.00		
8 Species Survey & Removal	\$0.00	\$0.00	\$0.00		
10 Clean and Reshape Channels	\$6,900.00	\$6,900.00	\$6,900.00		
15 Repair Lined Channel	\$3,000.00	\$1,742.78	\$1,742.78		
20 Provide/Maintain Erosion Control	\$0.00	\$0.00	\$0.00		
21 Provide/Maintain Dust Control	\$0.00	\$0.00	\$0.00		
25 Clean & Inspect Detention Debris Basins	\$0.00	\$0.00	\$0.00		
35 Fence Repair	\$0.00	\$0.00	\$0.00		
40 Vegetation Control - Chemical	\$3,800.00	\$5,360.00	\$5,360.00		
45 Vegetation Control - Mechanical	\$2,000.00	\$1,860.59	\$1,860.59		
50 Maintain Access Road	\$0.00	\$0.00	\$0.00		
55 Clean & Inspect Inlet/Outlet Structures	\$0.00	\$0.00	\$0.00		
60 Repair Inlet/Outlet Structures	\$0.00	\$0.00	\$0.00		
65 Clean Storm Sewer Lines	\$0.00	\$0.00	\$0.00		
70 Storm Sewer Repair	\$0.00	\$0.00	\$0.00		
75 Clean/Flush Culverts & Bridges	\$0.00	\$0.00	\$0.00		
80 Miscellaneous Work Activities	\$3,000.00	\$3,139.41	\$3,139.41		
85 Engineering	\$0.00	\$0.00	\$0.00		
<b>TOTALS</b>	<b>\$19,000.00</b>	<b>\$19,316.06</b>	<b>\$19,316.06</b>	<b>100%</b>	<b>Jun-16</b>

Delays or problem areas:

Work completed during previous fiscal year:

Work to be completed during next fiscal year:

Project Manager: Bill Tanner  
Bill Tanner

Phone No: (702) 346-5237



REGIONAL FLOOD CONTROL DISTRICT  
MAINTENANCE WORK PROGRAM  
QUARTERLY STATUS REPORT - FY 2015-2016

MWP Facility #: **ME02**  
Facility Name: **Abbott Wash Channel**  
MP Facility ID: **ABWA-0000 thru 0233**

Entity: **City of Mesquite**  
Date Prepared: **07/13/16**  
Quarter: **Fourth**

Activity	Approved Work Plan Amount (\$)	Amended Work Plan Amount (\$)	Expended To Date (\$)	Percent Complete	Scheduled Completion Date
3 Facility Assessment & Inventory	\$0.00	\$0.00	\$0.00		
5 Inspect Channels	\$300.00	\$313.28	\$313.28		
6 Inspect Levees/Detention & Debris Basins	\$0.00	\$0.00	\$0.00		
8 Species Survey & Removal	\$0.00	\$0.00	\$0.00		
10 Clean and Reshape Channels	\$3,000.00	\$3,000.00	\$3,000.00		
15 Repair Lined Channel	\$0.00	\$11,000.00	\$11,000.00		
20 Provide/Maintain Erosion Control	\$3,000.00	\$3,023.00	\$3,023.00		
21 Provide/Maintain Dust Control	\$2,000.00	\$1,782.80	\$1,782.80		
25 Clean & Inspect Detention Debris Basins	\$0.00	\$0.00	\$0.00		
35 Fence Repair	\$0.00	\$0.00	\$0.00		
40 Vegetation Control - Chemical	\$2,500.00	\$2,540.00	\$2,540.00		
45 Vegetation Control - Mechanical	\$1,000.00	\$896.95	\$896.95		
50 Maintain Access Road	\$0.00	\$0.00	\$0.00		
55 Clean & Inspect Inlet/Outlet Structures	\$0.00	\$0.00	\$0.00		
60 Repair Inlet/Outlet Structures	\$0.00	\$0.00	\$0.00		
65 Clean Storm Sewer Lines	\$0.00	\$0.00	\$0.00		
70 Storm Sewer Repair	\$0.00	\$0.00	\$0.00		
75 Clean/Flush Culverts & Bridges	\$500.00	\$453.45	\$453.45		
80 Miscellaneous Work Activities	\$2,000.00	\$1,931.01	\$1,931.01		
85 Engineering	\$0.00	\$0.00	\$0.00		
<b>TOTALS</b>	<b>\$14,300.00</b>	<b>\$24,940.49</b>	<b>\$24,940.49</b>	<b>100%</b>	<b>Jun-16</b>

Delays or problem areas:

Work completed during previous fiscal year:

Work to be completed during next fiscal year:

Project Manager: Bill Tanner  
Bill Tanner

Phone No: (702) 346-5237



REGIONAL FLOOD CONTROL DISTRICT  
MAINTENANCE WORK PROGRAM  
QUARTERLY STATUS REPORT - FY 2015-2016

MWP Facility #: **ME04**  
Facility Name: **Town Wash Detention Basin**  
MP Facility ID: **TOWA-0237 thru 0239, MNTP 0000**

Entity: **City of Mesquite**  
Date Prepared: **07/13/16**  
Quarter: **Fourth**

Activity	Approved Work Plan Amount (\$)	Amended Work Plan Amount (\$)	Expended To Date (\$)	Percent Complete	Scheduled Completion Date
3 Facility Assessment & Inventory	\$0.00	\$0.00	\$0.00		
5 Inspect Channels	\$0.00	\$0.00	\$0.00		
6 Inspect Levees/Detention & Debris Basins	\$2,500.00	\$1,400.00	\$1,400.00		
8 Species Survey & Removal	\$0.00	\$0.00	\$0.00		
10 Clean and Reshape Channels	\$0.00	\$0.00	\$0.00		
15 Repair Lined Channel	\$0.00	\$0.00	\$0.00		
20 Provide/Maintain Erosion Control	\$0.00	\$0.00	\$0.00		
21 Provide/Maintain Dust Control	\$4,000.00	\$4,000.00	\$4,000.00		
25 Clean & Inspect Detention Debris Basins	\$450,000.00	\$525,766.52	\$502,987.50		
35 Fence Repair	\$0.00	\$0.00	\$0.00		
40 Vegetation Control - Chemical	\$0.00	\$0.00	\$0.00		
45 Vegetation Control - Mechanical	\$0.00	\$0.00	\$0.00		
50 Maintain Access Road	\$800.00	\$0.00	\$0.00		
55 Clean & Inspect Inlet/Outlet Structures	\$1,000.00	\$609.20	\$609.20		
60 Repair Inlet/Outlet Structures	\$0.00	\$0.00	\$0.00		
65 Clean Storm Sewer Lines	\$0.00	\$0.00	\$0.00		
70 Storm Sewer Repair	\$0.00	\$0.00	\$0.00		
75 Clean/Flush Culverts & Bridges	\$0.00	\$0.00	\$0.00		
80 Miscellaneous Work Activities	\$4,000.00	\$6,337.12	\$6,337.12		
85 Engineering	\$25,000.00	\$29,502.74	\$29,502.74		
<b>TOTALS</b>	<b>\$487,300.00</b>	<b>\$567,615.58</b>	<b>\$544,836.56</b>	<b>100%</b>	<b>Jun-16</b>

Delays or problem areas:

Work completed during previous fiscal year:

Work to be completed during next fiscal year:

Project Manager: Bill Tanner  
Bill Tanner

Phone No: (702) 346-5237

REGIONAL FLOOD CONTROL DISTRICT  
MAINTENANCE WORK PROGRAM  
QUARTERLY STATUS REPORT - FY 2015-2016

MWP Facility #: **ME07**  
Facility Name: **Pulsipher Wash**  
MP Facility ID: **PUWA-0000 thru 0165**


Entity: **City of Mesquite**  
Date Prepared: **07/13/16**  
Quarter: **Fourth**

Activity	Approved Work Plan Amount (\$)	Amended Work Plan Amount (\$)	Expended To Date (\$)	Percent Complete	Scheduled Completion Date
3 Facility Assessment & Inventory	\$0.00	\$0.00	\$0.00		
5 Inspect Channels	\$300.00	\$313.28	\$313.28		
6 Inspect Levees/Detention & Debris Basins	\$0.00	\$0.00	\$0.00		
8 Species Survey & Removal	\$0.00	\$0.00	\$0.00		
10 Clean and Reshape Channels	\$14,000.00	\$11,180.00	\$11,180.00		
15 Repair Lined Channel	\$0.00	\$0.00	\$0.00		
20 Provide/Maintain Erosion Control	\$7,000.00	\$7,000.00	\$7,000.00		
21 Provide/Maintain Dust Control	\$2,000.00	\$2,000.00	\$2,000.00		
25 Clean & Inspect Detention Debris Basins	\$0.00	\$0.00	\$0.00		
35 Fence Repair	\$0.00	\$0.00	\$0.00		
40 Vegetation Control - Chemical	\$3,000.00	\$5,600.00	\$5,600.00		
45 Vegetation Control - Mechanical	\$0.00	\$0.00	\$0.00		
50 Maintain Access Road	\$0.00	\$0.00	\$0.00		
55 Clean & Inspect Inlet/Outlet Structures	\$0.00	\$0.00	\$0.00		
60 Repair Inlet/Outlet Structures	\$0.00	\$0.00	\$0.00		
65 Clean Storm Sewer Lines	\$0.00	\$0.00	\$0.00		
70 Storm Sewer Repair	\$0.00	\$0.00	\$0.00		
75 Clean/Flush Culverts & Bridges	\$0.00	\$0.00	\$0.00		
80 Miscellaneous Work Activities	\$3,100.00	\$213.68	\$213.68		
85 Engineering	\$0.00	\$0.00	\$0.00		
<b>TOTALS</b>	<b>\$29,400.00</b>	<b>\$26,306.96</b>	<b>\$26,306.96</b>	<b>100%</b>	<b>Jun-16</b>

Delays or problem areas:

Work completed during previous fiscal year:

Work to be completed during next fiscal year:

Project Manager:   
Bill Tanner

Phone No: (702) 346-5237

REGIONAL FLOOD CONTROL DISTRICT  
MAINTENANCE WORK PROGRAM  
QUARTERLY STATUS REPORT - FY 2015-2016

MWP Facility #: **ME08**  
Facility Name: **Abbott Wash Detention Basin**  
MP Facility ID: **ABWA-0234 thru 0236**

Entity: **City of Mesquite**  
Date Prepared: **07/13/16**  
Quarter: **Fourth**

Activity	Approved Work Plan Amount (\$)	Amended Work Plan Amount (\$)	Expended To Date (\$)	Percent Complete	Scheduled Completion Date
3 Facility Assessment & Inventory	\$0.00	\$0.00	\$0.00		
5 Inspect Channels	\$0.00	\$0.00	\$0.00		
6 Inspect Levees/Detention & Debris Basins	\$2,500.00	\$1,400.00	\$1,400.00		
8 Species Survey & Removal	\$0.00	\$0.00	\$0.00		
10 Clean and Reshape Channels	\$0.00	\$0.00	\$0.00		
15 Repair Lined Channel	\$0.00	\$0.00	\$0.00		
20 Provide/Maintain Erosion Control	\$5,000.00	\$0.00	\$0.00		
21 Provide/Maintain Dust Control	\$2,000.00	\$2,000.00	\$2,000.00		
25 Clean & Inspect Detention Debris Basins	\$48,000.00	\$4,000.00	\$4,000.00		
35 Fence Repair	\$0.00	\$0.00	\$0.00		
40 Vegetation Control - Chemical	\$1,000.00	\$840.00	\$840.00		
45 Vegetation Control - Mechanical	\$0.00	\$0.00	\$0.00		
50 Maintain Access Road	\$1,000.00	\$302.62	\$302.62		
55 Clean & Inspect Inlet/Outlet Structures	\$2,500.00	\$319.36	\$319.36		
60 Repair Inlet/Outlet Structures	\$0.00	\$0.00	\$0.00		
65 Clean Storm Sewer Lines	\$0.00	\$0.00	\$0.00		
70 Storm Sewer Repair	\$0.00	\$0.00	\$0.00		
75 Clean/Flush Culverts & Bridges	\$0.00	\$0.00	\$0.00		
80 Miscellaneous Work Activities	\$1,000.00	\$272.92	\$272.92		
85 Engineering	\$25,000.00	\$22,161.49	\$22,161.49		
<b>TOTALS</b>	<b>\$ 88,000.00</b>	<b>\$ 31,296.39</b>	<b>\$ 31,296.39</b>	<b>100%</b>	<b>Jun-16</b>

Delays or problem areas:

Work completed during previous fiscal year:

Work to be completed during next fiscal year:

Project Manager:   
Bill Tanner

Phone No: (702) 346-5237

REGIONAL FLOOD CONTROL DISTRICT  
MAINTENANCE WORK PROGRAM  
QUARTERLY STATUS REPORT - FY 2015-2016

MWP Facility #: **ME09**

Facility Name: **Pulsipher Wash Detention Basin**

MP Facility ID: **PUWA-0166 thru 0168**

Entity: **City of Mesquite**

Date Prepared: **07/13/16**

Quarter: **Fourth**

Activity	Approved Work Plan Amount (\$)	Amended Work Plan Amount (\$)	Expended To Date (\$)	Percent Complete	Scheduled Completion Date
3 Facility Assessment & Inventory	\$0.00	\$0.00	\$0.00		
5 Inspect Channels	\$0.00	\$0.00	\$0.00		
6 Inspect Levees/Detention & Debris Basins	\$2,500.00	\$1,400.00	\$1,400.00		
8 Species Survey & Removal	\$0.00	\$0.00	\$0.00		
10 Clean and Reshape Channels	\$0.00	\$0.00	\$0.00		
15 Repair Lined Channel	\$0.00	\$0.00	\$0.00		
20 Provide/Maintain Erosion Control	\$7,700.00	\$0.00	\$0.00		
21 Provide/Maintain Dust Control	\$2,000.00	\$0.00	\$0.00		
25 Clean & Inspect Detention Debris Basins	\$17,000.00	\$1,700.00	\$1,700.00		
35 Fence Repair	\$0.00	\$0.00	\$0.00		
40 Vegetation Control - Chemical	\$1,000.00	\$3,070.00	\$3,070.00		
45 Vegetation Control - Mechanical	\$1,000.00	\$0.00	\$0.00		
50 Maintain Access Road	\$0.00	\$0.00	\$0.00		
55 Clean & Inspect Inlet/Outlet Structures	\$2,500.00	\$0.00	\$0.00		
60 Repair Inlet/Outlet Structures	\$0.00	\$0.00	\$0.00		
65 Clean Storm Sewer Lines	\$0.00	\$0.00	\$0.00		
70 Storm Sewer Repair	\$0.00	\$0.00	\$0.00		
75 Clean/Flush Culverts & Bridges	\$0.00	\$0.00	\$0.00		
80 Miscellaneous Work Activities	\$1,000.00	\$23.00	\$23.00		
85 Engineering	\$25,000.00	\$22,031.52	\$22,031.52		
<b>TOTALS</b>	<b>\$59,700.00</b>	<b>\$28,224.52</b>	<b>\$28,224.52</b>	<b>100%</b>	<b>Jun-16</b>

Delays or problem areas:

Work completed during previous fiscal year:

Work to be completed during next fiscal Year:

Project Manager:

  
Bill Tanner

Phone No:

(702) 346-5237

**REGIONAL FLOOD CONTROL DISTRICT  
MAINTENANCE WORK PROGRAM  
FOURTH QUARTER FY 2015-2016**

MWP Facility #: NLV01  
Facility Name: Las Vegas Wash - "N" Channel  
MP Facility ID: LVNC 0000-0164

Entity: City of North Las Vegas  
Date Prepared: 07/13/16

Force Account/ Contract	Activity	Requested Work Plan Amount (\$)	Reallocation Amount (\$)	Amended Work Plan Amount (\$)	Expended to Date (\$)	Balance Remaining (\$)	Percent Complete	Scheduled Completion Date
93	3 Facility Assessment and Inventory	\$ 500.00		\$ 500.00	27.37	472.63	5%	
	5 Inspect Channels	\$ 500.00		\$ 500.00	90.58	409.42	18%	
	6 Inspect Levees/Detention Basin & Debris Basins	\$ -		\$ -	0.00	0.00		
	8 Species Survey and Removal	\$ -		\$ -	0.00	0.00		
	10 Clean and Reshape Channel/Levees	\$ 25,000.00	(25,000.00)	\$ -	0.00	0.00		
	15 Repair Lined Channel	\$ -		\$ -	0.00	0.00		
	20 Erosion Control and Repair	\$ -		\$ -	0.00	0.00		
	21 Provide/Maintain Dust Control	\$ 2,000.00	(2,000.00)	\$ -	0.00	0.00		
	25 Clean Detention/Debris Basin	\$ -		\$ -	0.00	0.00		
	35 Fence Repair	\$ 2,000.00	(1,860.00)	\$ 140.00	139.67	0.33	100%	
	40 Vegetation Control - Chemical	\$ 2,000.00		\$ 2,000.00	1,192.23	807.77	60%	
	45 Vegetation Control - Mechanical	\$ -		\$ -	0.00	0.00		
	50 Maintain Access Road	\$ 7,500.00	(7,500.00)	\$ -	0.00	0.00		
	55 Clean & Inspect Inlet/Outlet Structures	\$ -		\$ -	0.00	0.00		
	60 Repair Inlet/Outlet Structures	\$ -		\$ -	0.00	0.00		
	65 Clean Storm Sewer Lines	\$ 25,718.00	(23,343.56)	\$ 2,374.44	2,349.36	25.08	99%	
	70 Storm Sewer Repair	\$ -		\$ -	0.00	0.00		
	75 Clean/Flush Culverts & Bridges	\$ 1,500.00	(1,500.00)	\$ -	0.00	0.00		
	80 Miscellaneous Work Activities	\$ 5,000.00	(2,700.00)	\$ 2,300.00	2,207.44	92.56	96%	
	85 Engineering	\$ -		\$ -	0.00	0.00		
<b>TOTALS</b>		<b>\$ 71,718.00</b>	<b>(63,903.56)</b>	<b>\$ 7,814.44</b>	<b>6,006.65</b>	<b>1,807.79</b>		<b>06/30/16</b>

Delays or problem areas:

Work completed during prior fiscal year: Cleaned the vegetation and reshaped channel, cleaned the outlet structures and provided maintenance of access roads.

Work to be completed during current fiscal year: Clean vegetation with mower attachment for the City's backhoe, reshape channel, clean outlet structures and provide maintenance of access roads.

Consultant/  
Contractor:  
Project  
Manager: John Runiks

633-1267

**REGIONAL FLOOD CONTROL DISTRICT  
MAINTENANCE WORK PROGRAM  
FOURTH QUARTER FY 2015-2016**

MWP Facility #: NLV02  
Facility Name: Las Vegas Wash - Middle  
MP Facility ID: LVMD 1648-1877

Entity: City of North Las Vegas  
Date Prepared: 07/13/16

Force Account/ Contract	Activity	Requested Work Plan Amount (\$)	Reallocation Amount (\$)	Amended Work Plan Amount (\$)	Expended to Date (\$)	Balance Remaining (\$)	Percent Complete	Scheduled Completion Date
	3 Facility Assessment and Inventory	\$ 500.00		\$ 500.00	27.37	472.63	5%	
	5 Inspect Channels	\$ 2,000.00	(1,300.00)	\$ 700.00	613.93	86.07	88%	
	6 Inspect Levees/Detention Basin & Debris Basins	\$ -		\$ -	0.00	0.00		
	8 Species Survey and Removal	\$ -		\$ -	0.00	0.00		
	10 Clean and Reshape Channel/Levees	\$ 25,000.00	(15,832.20)	\$ 9,167.80	9,146.15	21.65	100%	
	15 Repair Lined Channel	\$ -		\$ -	0.00	0.00		
	20 Erosion Control and Repair	\$ 5,000.00	(5,000.00)	\$ -	0.00	0.00		
	21 Provide/Maintain Dust Control	\$ 2,000.00	(2,000.00)	\$ -	0.00	0.00		
	25 Clean Detention/Debris Basin	\$ -		\$ -	0.00	0.00		
	35 Fence Repair	\$ 19,000.00	(17,709.13)	\$ 1,290.87	1,194.82	96.05	93%	
	40 Vegetation Control - Chemical	\$ 9,000.00	(9,000.00)	\$ -	0.00	0.00		
	45 Vegetation Control - Mechanical	\$ 15,000.00	(14,958.55)	\$ 41.45	0.00	41.45	0%	
	50 Maintain Access Road	\$ 20,000.00	(14,855.34)	\$ 5,144.66	0.00	5,144.66	0%	
	55 Clean & Inspect Inlet/Outlet Structures	\$ 5,000.00		\$ 5,000.00	0.00	5,000.00	0%	
	60 Repair Inlet/Outlet Structures	\$ -		\$ -	0.00	0.00		
	65 Clean Storm Sewer Lines	\$ 25,714.00	9,429.39	\$ 35,143.39	35,143.39	0.00	100%	
	70 Storm Sewer Repair	\$ -		\$ -	0.00	0.00		
	75 Clean/Flush Culverts & Bridges	\$ 5,000.00		\$ 5,000.00	0.00	5,000.00	0%	
	80 Miscellaneous Work Activities	\$ 17,500.00	19,847.00	\$ 37,347.00	37,347.00	0.00	100%	
	85 Engineering			\$ -	0.00	0.00		
	<b>TOTALS</b>	<b>\$ 150,714.00</b>	<b>(51,378.83)</b>	<b>\$ 99,335.17</b>	<b>83,472.66</b>	<b>15,862.51</b>		<b>06/30/16</b>

Delays or problem areas:

Work completed during prior fiscal year: Staff has completed major vegetation removal and maintenance of the access roads and cleaned the trash within the channel. Major fence repairs were required.

Work to be completed during current fiscal year: Staff will clean all of the channel within and provide maintenance of all access roads.

Consultant/  
Contractor:  
Project  
Manager: John Runiks

633-1267



**Regional Flood Control District  
Maintenance Work Program  
FOURTH QUARTER FY 2015-2016**

MWP Facility #: NLV03  
Facility Name: Las Vegas Wash - King Charles Channel  
MP Facility ID: LVKC 0000-0097

Entity: City of North Las Vegas  
Date Prepared: 07/13/16

Force Account/ Contract	Activity	Requested Work Plan Amount (\$)	Reallocation Amount (\$)	Amended Work Plan Amount (\$)	Expended to Date (\$)	Balance Remaining (\$)	Percent Complete	Scheduled Completion Date
95	3 Facility Assessment and Inventory	\$ 500.00		\$ 500.00	27.37	472.63	5%	
	5 Inspect Channels	\$ 500.00		\$ 500.00	174.45	325.55	35%	
	6 Inspect Levees/Detention Basin & Debris Basins	\$ -		\$ -	0.00	0.00		
	8 Species Survey and Removal	\$ -		\$ -	0.00	0.00		
	10 Clean and Reshape Channel/Levees	\$ 5,000.00	(2,000.00)	\$ 3,000.00	0.00	3,000.00	0%	
	15 Repair Lined Channel	\$ -		\$ -	0.00	0.00		
	20 Erosion Control and Repair	\$ 5,000.00		\$ 5,000.00	0.00	5,000.00	0%	
	21 Provide/Maintain Dust Control	\$ -		\$ -	0.00	0.00		
	25 Clean Detention/Debris Basin	\$ -		\$ -	0.00	0.00		
	35 Fence Repair	\$ 2,000.00		\$ 2,000.00	1,687.88	312.12	84%	
	40 Vegetation Control - Chemical	\$ 3,000.00		\$ 3,000.00	0.00	3,000.00	0%	
	45 Vegetation Control - Mechanical	\$ -		\$ -	0.00	0.00		
	50 Maintain Access Road	\$ 1,000.00		\$ 1,000.00	0.00	1,000.00	0%	
	55 Clean & Inspect Inlet/Outlet Structures	\$ -		\$ -	0.00	0.00		
	60 Repair Inlet/Outlet Structures	\$ -		\$ -	0.00	0.00		
	65 Clean Storm Sewer Lines	\$ 25,714.00	(10,000.00)	\$ 15,714.00	6,863.05	8,850.95	44%	
	70 Storm Sewer Repair	\$ -		\$ -	0.00	0.00		
	75 Clean/Flush Culverts & Bridges	\$ 2,000.00		\$ 2,000.00	0.00	2,000.00	0%	
	80 Miscellaneous Work Activities	\$ 7,500.00		\$ 7,500.00	0.00	7,500.00	0%	
	85 Engineering	\$ -		\$ -	0.00	0.00		
	<b>TOTALS</b>	<b>52,214.00</b>	<b>(12,000.00)</b>	<b>\$ 40,214.00</b>	<b>\$ 8,752.75</b>	<b>31,461.25</b>		<b>06/30/16</b>

Delays or problem areas:

Work completed during prior fiscal year: General maintenance was completed.

Work to be completed during current fiscal year: Clean vegetation and any debris from the channel, repair fencing as needed, and clean inlets and outlets.

Consultant/  
Contractor:  
Project  
Manager: John Runiks

633-1267

**Regional Flood Control District  
Maintenance Work Program  
FOURTH QUARTER FY 2015-2016**

MWP Facility #: NLV04  
Facility Name: Vandenberg Detention Basin  
MP Facility ID: RWWE 0055-0350, RWRR 0000-0092,  
RWWA 0000-0104, RWLA 0000-0047

Entity: City of North Las Vegas  
Date Prepared: 07/13/16

Force Account/ Contract	Activity	Requested Work Plan Amount (\$)	Reallocation Amount (\$)	Amended Work Plan Amount (\$)	Expended to Date (\$)	Balance Remaining (\$)	Percent Complete	Scheduled Completion Date
	3 Facility Assessment and Inventory	\$ 500.00		\$ 500.00	27.37	472.63	5%	
	5 Inspect Channels	\$ 500.00		\$ 500.00	0.00	500.00	0%	
	6 Inspect Levees/Detention Basin & Debris Basins	\$ 500.00		\$ 500.00	265.03	234.97	53%	
	8 Species Survey and Removal	\$ -		\$ -	0.00	0.00		
	10 Clean and Reshape Channel/Levees	\$ 5,000.00	(4,000.00)	\$ 1,000.00	0.00	1,000.00	0%	
	15 Repair Lined Channel	\$ -		\$ -	0.00	0.00		
	20 Erosion Control and Repair	\$ 16,000.00	(14,000.00)	\$ 2,000.00	0.00	2,000.00	0%	
	21 Provide/Maintain Dust Control	\$ 10,000.00	(8,000.00)	\$ 2,000.00	0.00	2,000.00	0%	
	25 Clean Detention/Debris Basin	\$ 10,000.00	(9,691.04)	\$ 308.96	0.00	308.96	0%	
	35 Fence Repair	\$ 13,000.00	(10,030.33)	\$ 2,969.67	2,969.67	0.00	100%	
	40 Vegetation Control - Chemical	\$ 5,000.00	(3,500.00)	\$ 1,500.00	418.38	1,081.62	28%	
	45 Vegetation Control - Mechanical	\$ 1,000.00		\$ 1,000.00	139.46	860.54	14%	
	50 Maintain Access Road	\$ 2,000.00	(1,000.00)	\$ 1,000.00	0.00	1,000.00	0%	
	55 Clean & Inspect Inlet/Outlet Structures	\$ 3,500.00	(2,500.00)	\$ 1,000.00	0.00	1,000.00	0%	
	60 Repair Inlet/Outlet Structures	\$ -		\$ -	0.00	0.00		
	65 Clean Storm Sewer Lines	\$ 25,714.00	(17,432.37)	\$ 8,281.63	5,850.44	2,431.19	71%	
	70 Storm Sewer Repair	\$ -		\$ -	0.00	0.00		
	75 Clean/Flush Culverts & Bridges	\$ 3,500.00	(2,500.00)	\$ 1,000.00	0.00	1,000.00	0%	
	80 Miscellaneous Work Activities	\$ 5,000.00	5,432.37	\$ 10,432.37	10,432.37	0.00	100%	
	85 Engineering			\$ -	0.00	0.00		
	<b>TOTALS</b>	<b>\$ 101,214.00</b>	<b>(67,221.37)</b>	<b>\$ 33,992.63</b>	<b>\$ 20,102.72</b>	<b>13,889.91</b>		<b>06/30/16</b>

Delays or problem areas:

**Work completed during prior fiscal year:** Staff provided erosion control, dust control as needed, fence repairs and vegetation removal, cleaned inlet and outlet structures and maintenance access roads.

**Work to be completed during current fiscal year:** Staff will provide erosion control, dust control, fence repairs and provide vegetation removal, clean inlet and outlet structures and maintain access roads.

Consultant/  
Contractor:  
Project  
Manager: John Runiks

633-1267



**Regional Flood Control District  
Maintenance Work Program  
FOURTH QUARTER FY 2015-2016**

MWP Facility #: NLV05  
Facility Name: North Las Vegas Detention Basin  
MP Facility ID: LVUP 0388-0405

Entity: City of North Las Vegas  
Date Prepared: 07/13/16

Force Account/ Contract	Activity	Requested Work Plan Amount (\$)	Reallocation Amount (\$)	Amended Work Plan Amount (\$)	Expended to Date (\$)	Balance Remaining (\$)	Percent Complete	Scheduled Completion Date
	3 Facility Assessment and Inventory	\$ 500.00		\$ 500.00	27.37	472.63	5%	
	5 Inspect Channels	\$ 500.00		\$ 500.00	0.00	500.00	0%	
	6 Inspect Levees/Detention Basin & Debris Basins	\$ 2,000.00		\$ 2,000.00	571.22	1,428.78	29%	
	8 Species Survey and Removal	\$ -		\$ -	0.00	0.00		
	10 Clean and Reshape Channel/Levees	\$ -		\$ -	0.00	0.00		
	15 Repair Lined Channel	\$ -		\$ -	0.00	0.00		
	20 Erosion Control and Repair	\$ -	52,526.13	\$ 52,526.13	52,526.13	0.00	100%	
	21 Provide/Maintain Dust Control	\$ 20,000.00	(15,000.00)	\$ 5,000.00	0.00	5,000.00	0%	
	25 Clean Detention/Debris Basin	\$ 100,000.00	(95,003.80)	\$ 4,996.20	0.00	4,996.20	0%	
	35 Fence Repair	\$ 2,000.00		\$ 2,000.00	139.67	1,860.33	7%	
	40 Vegetation Control - Chemical	\$ -		\$ -	0.00	0.00		
	45 Vegetation Control - Mechanical	\$ 53,000.00	(48,007.49)	\$ 4,992.51	0.00	4,992.51	0%	
	50 Maintain Access Road	\$ 2,500.00		\$ 2,500.00	0.00	2,500.00	0%	
	55 Clean & Inspect Inlet/Outlet Structures	\$ 3,500.00		\$ 3,500.00	0.00	3,500.00	0%	
	60 Repair Inlet/Outlet Structures	\$ -		\$ -	0.00	0.00		
	65 Clean Storm Sewer Lines	\$ -	2,349.36	\$ 2,349.36	2,349.36	0.00	100%	
	70 Storm Sewer Repair	\$ -		\$ -	0.00	0.00		
	75 Clean/Flush Culverts & Bridges	\$ -		\$ -	0.00	0.00		
	80 Miscellaneous Work Activities	\$ 5,000.00	1,135.80	\$ 6,135.80	6,135.80	0.00	100%	
	85 Engineering	\$ -		\$ -	0.00	0.00		
	<b>TOTALS</b>	<b>\$ 189,000.00</b>	<b>(102,000.00)</b>	<b>\$ 87,000.00</b>	<b>\$ 61,749.55</b>	<b>25,250.45</b>		<b>06/30/16</b>

Delays or problem areas:

**Work completed during prior fiscal year:** Staff provided erosion control, dust control as needed, fence repairs as needed, provided vegetation removal, cleaned inlet and outlets and maintained access roads.

**Work to be completed during current fiscal year:** Staff will provide erosion control, maintain dust control, maintenance access roads, clean outlets and inlets, remove vegetation and provide fence repairs.

Consultant/  
Contractor:  
Project  
Manager: John Runiks

633-1267

**Regional Flood Control District  
Maintenance Work Program  
FOURTH QUARTER FY 2015-2016**

MWP Facility #: NLV06  
Facility Name: Upper Las Vegas Wash Detention Basin and Moccasin Levee  
MP Facility ID: LVUP 0908-1077

Entity: City of North Las Vegas  
Date Prepared: 07/13/16

Force Account/ Contract	Activity	Requested Work Plan Amount (\$)	Reallocation Amount (\$)	Amended Work Plan Amount (\$)	Expended to Date (\$)	Balance Remaining (\$)	Percent Complete	Scheduled Completion Date
	3 Facility Assessment and Inventory	\$ 500.00		\$ 500.00	27.37	472.63	5%	
	5 Inspect Channels	\$ 500.00		\$ 500.00	0.00	500.00	0%	
	6 Inspect Levees/Detention Basin & Debris Basins	\$ 3,500.00		\$ 3,500.00	595.93	2,904.07	17%	
	8 Species Survey and Removal	\$ 3,000.00		\$ 3,000.00	0.00	3,000.00	0%	
	10 Clean and Reshape Channel/Levees	\$ 10,000.00	(6,000.00)	\$ 4,000.00	0.00	4,000.00	0%	
	15 Repair Lined Channel	\$ -		\$ -	0.00	0.00		
	20 Erosion Control and Repair	\$ 50,000.00	(45,000.00)	\$ 5,000.00	0.00	5,000.00	0%	
	21 Provide/Maintain Dust Control	\$ 20,000.00	(15,000.00)	\$ 5,000.00	0.00	5,000.00	0%	
	25 Clean Detention/Debris Basin	\$ 50,000.00	(42,478.93)	\$ 7,521.07	0.00	7,521.07	0%	
	35 Fence Repair	\$ 3,500.00		\$ 3,500.00	139.67	3,360.33	4%	
	40 Vegetation Control - Chemical	\$ 3,000.00		\$ 3,000.00	0.00	3,000.00	0%	
	45 Vegetation Control - Mechanical	\$ 5,500.00		\$ 5,500.00	0.00	5,500.00	0%	
	50 Maintain Access Road	\$ 3,500.00		\$ 3,500.00	0.00	3,500.00	0%	
	55 Clean & Inspect Inlet/Outlet Structures	\$ -		\$ -	0.00	0.00		
	60 Repair Inlet/Outlet Structures	\$ -		\$ -	0.00	0.00		
	65 Clean Storm Sewer Lines	\$ -		\$ -	0.00	0.00		
	70 Storm Sewer Repair	\$ -		\$ -	0.00	0.00		
	75 Clean/Flush Culverts & Bridges	\$ -		\$ -	0.00	0.00		
	80 Miscellaneous Work Activities	\$ 3,500.00	234.83	\$ 3,734.83	3,734.83	0.00	100%	
	85 Engineering			\$ -	0.00	0.00		
	<b>TOTALS</b>	<b>\$ 156,500.00</b>	<b>(108,244.10)</b>	<b>\$ 48,255.90</b>	<b>\$ 4,497.80</b>	<b>43,758.10</b>		<b>06/30/16</b>

Delays or problem areas:

**Work completed during prior fiscal year:** Staff provided erosion control, dust control as needed, fence repairs, vegetation removal, cleaned inlet and outlet structures, maintained access roads and provided scheduled maintenance on the levee.

**Work to be completed during current fiscal year:** Staff will provide erosion and dust control, remove vegetation, provide fence repairs, clean outlets and inlets, maintain access roads and inspect/monitor levee.

Consultant/  
Contractor:  
Project  
Manager: John Runiks

633-1267

**Regional Flood Control District  
Maintenance Work Program  
FOURTH QUARTER FY 2015-2016**

MWP Facility #: NLV07  
Facility Name: Carey/Lake Mead Detention Basin  
MP Facility ID: LVLN 0000-0270

Entity: City of North Las Vegas  
Date Prepared: 07/13/16

Force Account/ Contract	Activity	Requested Work Plan Amount (\$)	Reallocation Amount (\$)	Amended Work Plan Amount (\$)	Expended to Date (\$)	Balance Remaining (\$)	Percent Complete	Scheduled Completion Date
66	3 Facility Assessment and Inventory	\$ 500.00	(472.63)	\$ 27.37	27.37	0.00	100%	
	5 Inspect Channels	\$ -		\$ -	0.00	0.00		
	6 Inspect Levees/Detention Basin & Debris Basins	\$ 500.00	(252.97)	\$ 247.03	247.03	0.00	100%	
	8 Species Survey and Removal	\$ 1,500.00	(1,500.00)	\$ -	0.00	0.00		
	10 Clean and Reshape Channel/Levees	\$ -	3,607.56	\$ 3,607.56	3,607.56	0.00	100%	
	15 Repair Lined Channel	\$ -		\$ -	0.00	0.00		
	20 Erosion Control and Repair	\$ 30,000.00	(30,000.00)	\$ -	0.00	0.00		
	21 Provide/Maintain Dust Control	\$ 10,000.00	(10,000.00)	\$ -	0.00	0.00		
	25 Clean Detention/Debris Basin	\$ 20,000.00	125,717.48	\$ 145,717.48	145,717.48	0.00	100%	
	35 Fence Repair	\$ 6,500.00	(4,080.83)	\$ 2,419.17	2,419.17	0.00	100%	
	40 Vegetation Control - Chemical	\$ 5,000.00	(4,572.02)	\$ 427.98	427.98	(0.00)	100%	
	45 Vegetation Control - Mechanical	\$ 10,000.00	(9,431.13)	\$ 568.87	568.87	(0.00)	100%	
	50 Maintain Access Road	\$ -		\$ -	0.00	0.00		
	55 Clean & Inspect Inlet/Outlet Structures	\$ 5,000.00	(5,000.00)	\$ -	0.00	0.00		
	60 Repair Inlet/Outlet Structures	\$ -		\$ -	0.00	0.00		
	65 Clean Storm Sewer Lines	\$ 25,714.00	(18,527.95)	\$ 7,186.05	7,186.05	0.00	100%	
	70 Storm Sewer Repair	\$ -		\$ -	0.00	0.00		
	75 Clean/Flush Culverts & Bridges	\$ 2,000.00	(2,000.00)	\$ -	0.00	0.00		
	80 Miscellaneous Work Activities	\$ 2,000.00	22,951.32	\$ 24,951.32	24,951.32	0.00	100%	
	85 Engineering	\$ -		\$ -	0.00	0.00		
<b>TOTALS</b>		<b>\$ 118,714.00</b>	<b>66,438.83</b>	<b>\$ 185,152.83</b>	<b>\$ 185,152.83</b>	<b>0.00</b>		<b>06/30/16</b>

Delays or problem areas:

**Work completed during prior fiscal year:** Staff provided erosion control and cleaned trash and debris. We were able to clean out one of two box culverts due to the size that comes from NLV 15. Fencing was repaired, vegetation removed and cleaned out outlet structures, maintained access roads and provide major dust control.

**Work to be completed during current fiscal year:** Staff will provide dust control, vegetation removal, repair damage fencing as needed. This year we are having a Pilot Program using a Mini Dozer, remote control to clean the box as this unit is a low profile and will fit within box culverts.

Consultant/  
Contractor:  
Project  
Manager: John Runiks

633-1267

**Regional Flood Control District  
Maintenance Work Program  
FOURTH QUARTER FY 2015-2016**

MWP Facility #: NLV08  
Facility Name: Gowan Outfall Channel  
MP Facility ID: GOOF 0000-0198, GOCR 0000-0080,  
GOLO 0000-0100, GOOF 0200

Entity: City of North Las Vegas  
Date Prepared: 07/13/16

Force Account/ Contract	Activity	Requested Work Plan Amount (\$)	Reallocation Amount (\$)	Amended Work Plan Amount (\$)	Expended to Date (\$)	Balance Remaining (\$)	Percent Complete	Scheduled Completion Date
	3 Facility Assessment and Inventory	\$ 500.00		\$ 500.00	27.37	472.63	5%	
	5 Inspect Channels	\$ 500.00		\$ 500.00	457.47	42.53	91%	
	6 Inspect Levees/Detention Basin & Debris Basins	\$ -		\$ -	0.00	0.00		
	8 Species Survey and Removal	\$ -		\$ -	0.00	0.00		
	10 Clean and Reshape Channel/Levees	\$ 5,000.00	(2,000.00)	\$ 3,000.00	0.00	3,000.00	0%	
	15 Repair Lined Channel	\$ -		\$ -	0.00	0.00		
	20 Erosion Control and Repair	\$ -	7,732.90	\$ 7,732.90	7,732.90	0.00	100%	
	21 Provide/Maintain Dust Control	\$ -		\$ -	0.00	0.00		
	25 Clean Detention/Debris Basin	\$ -		\$ -	0.00	0.00		
	35 Fence Repair	\$ 5,000.00		\$ 5,000.00	1,424.67	3,575.33	28%	
	40 Vegetation Control - Chemical	\$ 3,000.00		\$ 3,000.00	183.42	2,816.58	6%	
	45 Vegetation Control - Mechanical	\$ 3,000.00		\$ 3,000.00	0.00	3,000.00	0%	
	50 Maintain Access Road	\$ -		\$ -	0.00	0.00		
	55 Clean & Inspect Inlet/Outlet Structures	\$ -		\$ -	0.00	0.00		
	60 Repair Inlet/Outlet Structures	\$ -		\$ -	0.00	0.00		
	65 Clean Storm Sewer Lines	\$ 25,714.00	(10,727.66)	\$ 14,986.34	2,349.36	12,636.98	16%	
	70 Storm Sewer Repair	\$ -		\$ -	0.00	0.00		
	75 Clean/Flush Culverts & Bridges	\$ 8,000.00		\$ 8,000.00	0.00	8,000.00	0%	
	80 Miscellaneous Work Activities	\$ 5,000.00	599.41	\$ 5,599.41	5,599.41	0.00	100%	
	85 Engineering	\$ -		\$ -	0.00	0.00		
	<b>TOTALS</b>	<b>\$ 55,714.00</b>	<b>(4,395.35)</b>	<b>\$ 51,318.65</b>	<b>\$ 17,774.60</b>	<b>33,544.05</b>		<b>06/30/16</b>

Delays or problem areas:

Work completed during prior fiscal year: Repaired fencing, provide vegetation removal using mower, maintained access roads.

Work to be completed during current fiscal year: Staff will remove any trash and debris, repair fencing, maintain access roads, remove vegetation and clean inlet and outlet structures.

Consultant/  
Contractor: \_\_\_\_\_  
Project  
Manager: John Runiks

633-1267

**Regional Flood Control District  
Maintenance Work Program  
FOURTH QUARTER FY 2015-2016**

MWP Facility #: NLV10  
Facility Name: Upper Las Vegas Wash  
MP Facility ID: LVUP 0446-0493

Entity: City of North Las Vegas  
Date Prepared: 07/13/16

Force Account/ Contract	Activity	Requested Work Plan Amount (\$)	Reallocation Amount (\$)	Amended Work Plan Amount (\$)	Expended to Date (\$)	Balance Remaining (\$)	Percent Complete	Scheduled Completion Date
	3 Facility Assessment and Inventory	\$ 500.00		\$ 500.00	27.37	472.63	5%	
	5 Inspect Channels	\$ 500.00		\$ 500.00	0.00	500.00	0%	
	6 Inspect Levees/Detention Basin & Debris Basins	\$ -		\$ -	0.00	0.00		
	8 Species Survey and Removal	\$ -		\$ -	0.00	0.00		
	10 Clean and Reshape Channel/Levees	\$ -		\$ -	0.00	0.00		
	15 Repair Lined Channel	\$ -		\$ -	0.00	0.00		
	20 Erosion Control and Repair	\$ -		\$ -	0.00	0.00		
	21 Provide/Maintain Dust Control	\$ -		\$ -	0.00	0.00		
	25 Clean Detention/Debris Basin	\$ -		\$ -	0.00	0.00		
	35 Fence Repair	\$ -	139.67	\$ 139.67	139.67	0.00	100%	
	40 Vegetation Control - Chemical	\$ -		\$ -	0.00	0.00		
	45 Vegetation Control - Mechanical	\$ -		\$ -	0.00	0.00		
	50 Maintain Access Road	\$ -		\$ -	0.00	0.00		
	55 Clean & Inspect Inlet/Outlet Structures	\$ -		\$ -	0.00	0.00		
	60 Repair Inlet/Outlet Structures	\$ -		\$ -	0.00	0.00		
	65 Clean Storm Sewer Lines	\$ -	18,245.29	\$ 18,245.29	18,245.29	0.00	100%	
	70 Storm Sewer Repair	\$ -		\$ -	0.00	0.00		
	75 Clean/Flush Culverts & Bridges	\$ -		\$ -	0.00	0.00		
	80 Miscellaneous Work Activities	\$ 3,000.00	(924.68)	\$ 2,075.32	1,680.57	394.75	81%	
	85 Engineering			\$ -	0.00	0.00		
	<b>TOTALS</b>	<b>\$ 4,000.00</b>	<b>17,460.28</b>	<b>\$ 21,460.28</b>	<b>\$ 20,092.90</b>	<b>1,367.38</b>		<b>06/30/16</b>

Delays or problem areas:

**Work completed during prior fiscal year:** Staff provided erosion control, dust control, fencing repairs, removed vegetation, and cleaned inlet and outlet structures.

**Work to be completed during current fiscal year:** Staff will remove any debris and trash, provide fencing repairs as needed, maintain access roads, remove vegetation and clean outlet and inlet structures.

Consultant/  
Contractor:  
Project  
Manager: John Runiks

633-1267

**Regional Flood Control District  
Maintenance Work Program  
FOURTH QUARTER FY 2015-2016**

MWP Facility #: NLV11  
Facility Name: Clayton Street Channel  
MP Facility ID: LV03 0000-0131, LVSM 0000-0109

Entity: City of North Las Vegas  
Date Prepared: 07/13/16

Force Account/ Contract	Activity	Requested Work Plan Amount (\$)	Reallocation Amount (\$)	Amended Work Plan Amount (\$)	Expended to Date (\$)	Balance Remaining (\$)	Percent Complete	Scheduled Completion Date
102	3 Facility Assessment and Inventory	\$ 500.00		\$ 500.00	27.37	472.63	5%	
	5 Inspect Channels	\$ 500.00		\$ 500.00	156.45	343.55	31%	
	6 Inspect Levees/Detention Basin & Debris Basins	\$ -		\$ -	0.00	0.00		
	8 Species Survey and Removal	\$ -		\$ -	0.00	0.00		
	10 Clean and Reshape Channel/Levees	\$ 6,000.00	(2,702.24)	\$ 3,297.76	264.18	3,033.58	8%	
	15 Repair Lined Channel	\$ -		\$ -	0.00	0.00		
	20 Erosion Control and Repair	\$ -		\$ -	0.00	0.00		
	21 Provide/Maintain Dust Control	\$ -		\$ -	0.00	0.00		
	25 Clean Detention/Debris Basin	\$ -		\$ -	0.00	0.00		
	35 Fence Repair	\$ 4,500.00		\$ 4,500.00	2,283.52	2,216.48	51%	
	40 Vegetation Control - Chemical	\$ 3,000.00		\$ 3,000.00	0.00	3,000.00	0%	
	45 Vegetation Control - Mechanical	\$ -		\$ -	0.00	0.00		
	50 Maintain Access Road	\$ -		\$ -	0.00	0.00		
	55 Clean & Inspect Inlet/Outlet Structures	\$ 2,000.00		\$ 2,000.00	0.00	2,000.00	0%	
	60 Repair Inlet/Outlet Structures	\$ -		\$ -	0.00	0.00		
	65 Clean Storm Sewer Lines	\$ 25,714.00	(4,297.76)	\$ 21,416.24	21,416.24	0.00	100%	
	70 Storm Sewer Repair	\$ -		\$ -	0.00	0.00		
	75 Clean/Flush Culverts & Bridges	\$ 1,000.00		\$ 1,000.00	0.00	1,000.00	0%	
	80 Miscellaneous Work Activities	\$ 3,000.00		\$ 3,000.00	348.92	2,651.08	12%	
	85 Engineering	\$ -		\$ -	0.00	0.00		
<b>TOTALS</b>		<b>\$ 46,214.00</b>	<b>(7,000.00)</b>	<b>\$ 39,214.00</b>	<b>\$ 24,496.68</b>	<b>14,717.32</b>		<b>06/30/16</b>

Delays or problem areas: .

Work completed during prior fiscal year: Staff repaired fencing, provided vegetation removal, and cleaned inlet and outlet structures.

Work to be completed during current fiscal year: Staff will provide fencing repairs as needed, provide vegetation removal, and clean inlet and outlet structures.

Consultant/  
Contractor: \_\_\_\_\_  
Project  
Manager: John Runiks

633-1267



**Regional Flood Control District  
Maintenance Work Program  
FOURTH QUARTER FY 2015-2016**

MWP Facility #: NLV12  
Facility Name: Lower Las Vegas Detention Basin  
MP Facility ID: LVMD 1905-2055

Entity: City of North Las Vegas  
Date Prepared: 07/13/16

Force Account/ Contract	Activity	Requested Work Plan Amount (\$)	Reallocation Amount (\$)	Amended Work Plan Amount (\$)	Expended to Date (\$)	Balance Remaining (\$)	Percent Complete	Scheduled Completion Date
	3 Facility Assessment and Inventory	\$ 500.00		\$ 500.00	27.37	472.63	5%	
	5 Inspect Channels	\$ 500.00		\$ 500.00	0.00	500.00	0%	
	6 Inspect Levees/Detention Basin & Debris Basins	\$ 1,500.00		\$ 1,500.00	804.83	695.17	54%	
	8 Species Survey and Removal	\$ 1,500.00		\$ 1,500.00	0.00	1,500.00	0%	
	10 Clean and Reshape Channel/Levees	\$ -		\$ -	0.00	0.00		
	15 Repair Lined Channel	\$ -		\$ -	0.00	0.00		
	20 Erosion Control and Repair	\$ 25,000.00	(23,169.01)	\$ 1,830.99	1,770.72	60.27	97%	
	21 Provide/Maintain Dust Control	\$ 10,000.00	(9,282.87)	\$ 717.13	0.00	717.13	0%	
	25 Clean Detention/Debris Basin	\$ 10,000.00	271,112.30	\$ 281,112.30	281,112.30	0.00	100%	
	35 Fence Repair	\$ 6,500.00	6,289.52	\$ 12,789.52	12,789.52	0.00	100%	
	40 Vegetation Control - Chemical	\$ 7,000.00	(4,000.00)	\$ 3,000.00	0.00	3,000.00	0%	
	45 Vegetation Control - Mechanical	\$ -	2,290.93	\$ 2,290.93	2,290.93	0.00	100%	
	50 Maintain Access Road	\$ 2,000.00	2,495.55	\$ 4,495.55	4,495.55	0.00	100%	
	55 Clean & Inspect Inlet/Outlet Structures	\$ 2,000.00		\$ 2,000.00	1,095.15	904.85	55%	
	60 Repair Inlet/Outlet Structures	\$ -		\$ -	0.00	0.00		
	65 Clean Storm Sewer Lines	\$ 25,714.00	(19,898.32)	\$ 5,815.68	0.00	5,815.68	0%	
	70 Storm Sewer Repair	\$ -		\$ -	0.00	0.00		
	75 Clean/Flush Culverts & Bridges	\$ 2,500.00		\$ 2,500.00	0.00	2,500.00	0%	
	80 Miscellaneous Work Activities	\$ 3,000.00	12,291.94	\$ 15,291.94	15,291.94	0.00	100%	
	85 Engineering			\$ -	0.00	0.00		
	<b>TOTALS</b>	<b>\$ 97,714.00</b>	<b>238,130.04</b>	<b>\$ 335,844.04</b>	<b>\$ 319,678.31</b>	<b>16,165.73</b>		<b>06/30/16</b>

Delays or problem areas:

**Work completed during prior fiscal year:** Staff provided erosion control, fencing repairs, removed vegetation, cleaned inlet and outlet structures, maintained access roads, and removed large amount of trash and debris from rain events.

**Work to be completed during current fiscal year:** Staff will remove trash and debris, provide fencing repairs as needed, maintain access roads, clear out vegetation, clean inlet and outlet structures, and remediate any rills within the embankment.

Consultant/  
Contractor:  
Project  
Manager: John Runiks

633-1267

**Regional Flood Control District  
Maintenance Work Program  
FOURTH QUARTER FY 2015-2016**

MWP Facility #: NLV13  
Facility Name: West Trib - Ranch House Rd to Lower LV DB  
MP Facility ID: ANWE 0000-0122, CNWE 0000  
LVMD 2060-2322

Entity: City of North Las Vegas  
Date Prepared: 07/13/16

Force Account/ Contract	Activity	Requested Work Plan Amount (\$)	Reallocation Amount (\$)	Amended Work Plan Amount (\$)	Expended to Date (\$)	Balance Remaining (\$)	Percent Complete	Scheduled Completion Date
	3 Facility Assessment and Inventory	\$ 500.00		\$ 500.00	27.37	472.63	5%	
	5 Inspect Channels	\$ 500.00	236.60	\$ 736.60	736.60	0.00	100%	
	6 Inspect Levees/Detention Basin & Debris Basins	\$ -		\$ -	0.00	0.00		
	8 Species Survey and Removal	\$ -		\$ -	0.00	0.00		
	10 Clean and Reshape Channel/Levees	\$ 8,000.00	(4,833.43)	\$ 3,166.57	0.00	3,166.57	0%	
	15 Repair Lined Channel	\$ -		\$ -	0.00	0.00		
	20 Erosion Control and Repair	\$ 3,000.00	4,850.31	\$ 7,850.31	7,850.31	0.00	100%	
	21 Provide/Maintain Dust Control	\$ -		\$ -	0.00	0.00		
	25 Clean Detention/Debris Basin	\$ -		\$ -	0.00	0.00		
	35 Fence Repair	\$ 4,000.00	(2,500.00)	\$ 1,500.00	139.67	1,360.33	9%	
	40 Vegetation Control - Chemical	\$ 3,000.00	(1,000.00)	\$ 2,000.00	0.00	2,000.00	0%	
	45 Vegetation Control - Mechanical	\$ -	7,808.03	\$ 7,808.03	7,808.03	0.00	100%	
	50 Maintain Access Road	\$ 3,000.00	(1,350.31)	\$ 1,649.69	0.00	1,649.69	0%	
	55 Clean & Inspect Inlet/Outlet Structures	\$ 2,000.00		\$ 2,000.00	0.00	2,000.00	0%	
	60 Repair Inlet/Outlet Structures	\$ -		\$ -	0.00	0.00		
	65 Clean Storm Sewer Lines	\$ 25,714.00	(10,990.33)	\$ 14,723.67	9,883.32	4,840.35	67%	
	70 Storm Sewer Repair	\$ -		\$ -	0.00	0.00		
	75 Clean/Flush Culverts & Bridges	\$ 2,000.00		\$ 2,000.00	0.00	2,000.00	0%	
	80 Miscellaneous Work Activities	\$ 2,000.00	779.13	\$ 2,779.13	2,779.13	0.00	100%	
	85 Engineering	\$ -		\$ -	0.00	0.00		
	<b>TOTALS</b>	<b>\$ 53,714.00</b>	<b>(7,000.00)</b>	<b>\$ 46,714.00</b>	<b>\$ 29,224.43</b>	<b>17,489.57</b>		<b>06/30/16</b>

Delays or problem areas:

Work completed during prior fiscal year: Repaired fencing, provided vegetation removal, cleaned inlet and outlet structures, and maintained access roads.

Work to be completed during current fiscal year: Staff will remove any trash and debris, provide fencing repairs, maintain access roads, clear out vegetation, and clean inlets and outlets.

Consultant/  
Contractor:  
Project  
Manager: John Runiks

633-1267



**Regional Flood Control District  
Maintenance Work Program  
FOURTH QUARTER FY 2015-2016**

MWP Facility #: NLV14  
 Facility Name: Tributary to the Western Trib @ Craig Road  
 MP Facility ID: LV06 0000-0147, LV05 0000-0131, LVBR 0000-0014

Entity: City of North Las Vegas  
 Date Prepared: 07/13/16

Force Account/ Contract	Activity	Requested Work Plan Amount (\$)	Reallocation Amount (\$)	Amended Work Plan Amount (\$)	Expended to Date (\$)	Balance Remaining (\$)	Percent Complete	Scheduled Completion Date
	3 Facility Assessment and Inventory	\$ 500.00	(85.04)	\$ 414.96	27.38	387.58	7%	
	5 Inspect Channels	\$ 500.00		\$ 500.00	265.03	234.97	53%	
	6 Inspect Levees/Detention Basin & Debris Basins	\$ -	153.86	\$ 153.86	153.86	0.00	100%	
	8 Species Survey and Removal	\$ -		\$ -	0.00	0.00		
	10 Clean and Reshape Channel/Levees	\$ 7,500.00	(7,280.72)	\$ 219.28	0.00	219.28	0%	
	15 Repair Lined Channel	\$ -		\$ -	0.00	0.00		
	20 Erosion Control and Repair	\$ -	2,828.25	\$ 2,828.25	2,828.25	0.00	100%	
	21 Provide/Maintain Dust Control	\$ -		\$ -	0.00	0.00		
	25 Clean Detention/Debris Basin	\$ -		\$ -	0.00	0.00		
	35 Fence Repair	\$ 3,500.00	(2,153.86)	\$ 1,346.14	918.53	427.61	68%	
	40 Vegetation Control - Chemical	\$ 4,500.00	(4,225.91)	\$ 274.09	0.00	274.09	0%	
	45 Vegetation Control - Mechanical	\$ -		\$ -	0.00	0.00		
	50 Maintain Access Road	\$ 2,500.00	(2,273.29)	\$ 226.71	0.00	226.71	0%	
	55 Clean & Inspect Inlet/Outlet Structures	\$ -		\$ -	0.00	0.00		
	60 Repair Inlet/Outlet Structures	\$ -		\$ -	0.00	0.00		
	65 Clean Storm Sewer Lines	\$ 25,714.00	9,109.56	\$ 34,823.56	34,823.56	0.00	100%	
	70 Storm Sewer Repair	\$ -		\$ -	0.00	0.00		
	75 Clean/Flush Culverts & Bridges	\$ 3,000.00	(1,500.00)	\$ 1,500.00	0.00	1,500.00	0%	
	80 Miscellaneous Work Activities	\$ 2,000.00	5,427.15	\$ 7,427.15	7,427.15	0.00	100%	
	85 Engineering			\$ -	0.00	0.00		
	<b>TOTALS</b>	<b>\$ 49,714.00</b>	<b>0.00</b>	<b>\$ 49,714.00</b>	<b>\$ 46,443.76</b>	<b>3,270.24</b>		<b>06/30/16</b>

Delays or problem areas:

Work completed during prior fiscal year: Repaired fencing, provided vegetation removal, cleaned inlet and outlet structures and maintained access roads.

Work to be completed during current fiscal year: Staff will remove trash and debris, provide fencing repairs, maintain access roads, remove vegetation and clean inlet and outlet structures.

Consultant/  
 Contractor:  
 Project  
 Manager:

John Runiks

633-1267

**Regional Flood Control District  
Maintenance Work Program  
FOURTH QUARTER FY 2015-2016**

MWP Facility #: NLV15  
 Facility Name: Las Vegas Wash - Smoke Ranch  
 MP Facility ID: LVSF 0000-0295, LAAT 0000-0204,  
 LANO 0000, LAAS 0000-0103

Entity: City of North Las Vegas  
 Date Prepared: 07/13/16

Force Account/ Contract	Activity	Requested Work Plan Amount (\$)	Reallocation Amount (\$)	Amended Work Plan Amount (\$)	Expended to Date (\$)	Balance Remaining (\$)	Percent Complete	Scheduled Completion Date
106	3 Facility Assessment and Inventory	\$ 500.00		\$ 500.00	27.38	472.62	5%	
	5 Inspect Channels	\$ 500.00		\$ 500.00	174.45	325.55	35%	
	6 Inspect Levees/Detention Basin & Debris Basins	\$ -		\$ -	0.00	0.00		
	8 Species Survey and Removal	\$ -		\$ -	0.00	0.00		
	10 Clean and Reshape Channel/Levees	\$ 5,000.00	(3,139.67)	\$ 1,860.33	0.00	1,860.33	0%	
	15 Repair Lined Channel	\$ -		\$ -	0.00	0.00		
	20 Erosion Control and Repair	\$ 3,000.00	(2,000.00)	\$ 1,000.00	0.00	1,000.00	0%	
	21 Provide/Maintain Dust Control	\$ -		\$ -	0.00	0.00		
	25 Clean Detention/Debris Basin	\$ -		\$ -	0.00	0.00		
	35 Fence Repair	\$ -	139.67	\$ 139.67	139.67	0.00	100%	
	40 Vegetation Control - Chemical	\$ 3,500.00	(1,500.00)	\$ 2,000.00	0.00	2,000.00	0%	
	45 Vegetation Control - Mechanical	\$ -		\$ -	0.00	0.00		
	50 Maintain Access Road	\$ 2,500.00	(1,500.00)	\$ 1,000.00	0.00	1,000.00	0%	
	55 Clean & Inspect Inlet/Outlet Structures	\$ 2,500.00	(1,500.00)	\$ 1,000.00	0.00	1,000.00	0%	
	60 Repair Inlet/Outlet Structures	\$ -		\$ -	0.00	0.00		
	65 Clean Storm Sewer Lines	\$ 25,714.00	(20,730.83)	\$ 4,983.17	2,719.27	2,263.90	55%	
	70 Storm Sewer Repair	\$ -		\$ -	0.00	0.00		
	75 Clean/Flush Culverts & Bridges	\$ 1,000.00		\$ 1,000.00	0.00	1,000.00	0%	
	80 Miscellaneous Work Activities	\$ 1,000.00	2,251.36	\$ 3,251.36	3,251.36	0.00	100%	
	85 Engineering			\$ -	0.00	0.00		
<b>TOTALS</b>		<b>\$ 45,214.00</b>	<b>(27,979.47)</b>	<b>\$ 17,234.53</b>	<b>\$ 6,312.13</b>	<b>10,922.40</b>		<b>06/30/16</b>

Delays or problem areas:

Work completed during prior fiscal year: Repaired fencing, removed vegetation, cleaned outlet and inlet structures, and maintained access roads.

Work to be completed during current fiscal year: Staff will remove trash and debris, provide fencing repairs as needed, maintain access roads, remove vegetation, and clean inlet and outlet structures.

Consultant/  
 Contractor:  
 Project  
 Manager: John Runiks

633-1267

**Regional Flood Control District  
Maintenance Work Program  
FOURTH QUARTER FY 2015-2016**

MWP Facility #: NLV16  
 Facility Name: Upper Las Vegas Wash Channel  
 MP Facility ID: LVLO 0000-0025, TREA 0000- 0134,  
LVUP 0000-0382, CNEA 0000-0176, ANEA 0000, ANEA 0030

Entity: City of North Las Vegas  
 Date Prepared: 07/13/16

Force Account/ Contract	Activity	Requested Work Plan Amount (\$)	Reallocation Amount (\$)	Amended Work Plan Amount (\$)	Expended to Date (\$)	Balance Remaining (\$)	Percent Complete	Scheduled Completion Date
	3 Facility Assessment and Inventory	\$ 500.00		\$ 500.00	27.38	472.62	5%	
	5 Inspect Channels	\$ 500.00		\$ 500.00	355.61	144.39	71%	
	6 Inspect Levees/Detention Basin & Debris Basins	\$ -		\$ -	0.00	0.00		
	8 Species Survey and Removal	\$ -		\$ -	0.00	0.00		
	10 Clean and Reshape Channel/Levees	\$ 2,500.00	(2,500.00)	\$ -	0.00	0.00		
	15 Repair Lined Channel	\$ -		\$ -	0.00	0.00		
	20 Erosion Control and Repair	\$ -		\$ -	0.00	0.00		
	21 Provide/Maintain Dust Control	\$ -		\$ -	0.00	0.00		
	25 Clean Detention/Debris Basin	\$ -		\$ -	0.00	0.00		
	35 Fence Repair	\$ 3,500.00	(3,300.00)	\$ 200.00	139.67	60.33	70%	
	40 Vegetation Control - Chemical	\$ 3,500.00	(3,500.00)	\$ -	0.00	0.00		
	45 Vegetation Control - Mechanical	\$ -	1,721.48	\$ 1,721.48	1,721.48	0.00	100%	
	50 Maintain Access Road	\$ -		\$ -	0.00	0.00		
	55 Clean & Inspect Inlet/Outlet Structures	\$ -		\$ -	0.00	0.00		
	60 Repair Inlet/Outlet Structures	\$ -		\$ -	0.00	0.00		
	65 Clean Storm Sewer Lines	\$ 25,714.00	(15,374.72)	\$ 10,339.28	10,306.22	33.06	100%	
	70 Storm Sewer Repair	\$ -		\$ -	0.00	0.00		
	75 Clean/Flush Culverts & Bridges	\$ 62,000.00	(61,938.80)	\$ 61.20	0.00	61.20	0%	
	80 Miscellaneous Work Activities	\$ 1,000.00	6,024.60	\$ 7,024.60	7,024.60	0.00	100%	
	85 Engineering	\$ -		\$ -	0.00	0.00		
	<b>TOTALS</b>	<b>\$ 99,214.00</b>	<b>(78,867.44)</b>	<b>\$ 20,346.56</b>	<b>\$ 19,574.96</b>	<b>771.60</b>		<b>06/30/16</b>

Delays or problem areas:

Work completed during prior fiscal year: Repaired fencing, provided vegetation removal, and cleaned inlet and outlet structures.

Work to be completed during current fiscal year: Staff will provide trash and debris removal, repair fencing as needed, maintain access roads, remove vegetation as needed, and clean inlet and outlet structures.

Consultant/  
 Contractor: \_\_\_\_\_  
 Project  
 Manager: John Runiks

633-1267

**Regional Flood Control District  
Maintenance Work Program  
FOURTH QUARTER FY 2015-2016**

MWP Facility #: NLV17  
Facility Name: Range Wash - Las Vegas Wash Diversion & Levee  
MP Facility ID: LVRW 0000-0293

Entity: City of North Las Vegas  
Date Prepared: 07/13/16

Force Account/ Contract	Activity	Requested Work Plan Amount (\$)	Reallocation Amount (\$)	Amended Work Plan Amount (\$)	Expended to Date (\$)	Balance Remaining (\$)	Percent Complete	Scheduled Completion Date
	3 Facility Assessment and Inventory	\$ 500.00		\$ 500.00	27.38	472.62	5%	
	5 Inspect Channels	\$ 500.00		\$ 500.00	247.03	252.97	49%	
	6 Inspect Levees/Detention Basin & Debris Basins	\$ 1,500.00		\$ 1,500.00	83.87	1,416.13	6%	
	8 Species Survey and Removal	\$ 1,500.00		\$ 1,500.00	0.00	1,500.00	0%	
	10 Clean and Reshape Channel/Levees	\$ 2,000.00		\$ 2,000.00	0.00	2,000.00	0%	
	15 Repair Lined Channel	\$ -		\$ -	0.00	0.00		
	20 Erosion Control and Repair	\$ 125,000.00	(18,139.67)	\$ 106,860.33	102,467.28	4,393.05	96%	
	21 Provide/Maintain Dust Control	\$ 25,000.00	(19,183.13)	\$ 5,816.87	0.00	5,816.87	0%	
	25 Clean Detention/Debris Basin	\$ -		\$ -	0.00	0.00		
	35 Fence Repair	\$ -	139.67	\$ 139.67	139.67	0.00	100%	
	40 Vegetation Control - Chemical	\$ 3,000.00		\$ 3,000.00	0.00	3,000.00	0%	
	45 Vegetation Control - Mechanical	\$ -		\$ -	0.00	0.00		
	50 Maintain Access Road	\$ 3,000.00		\$ 3,000.00	0.00	3,000.00	0%	
	55 Clean & Inspect Inlet/Outlet Structures	\$ -		\$ -	0.00	0.00		
	60 Repair Inlet/Outlet Structures	\$ -		\$ -	0.00	0.00		
	65 Clean Storm Sewer Lines	\$ -		\$ -	0.00	0.00		
	70 Storm Sewer Repair	\$ -		\$ -	0.00	0.00		
	75 Clean/Flush Culverts & Bridges	\$ -		\$ -	0.00	0.00		
	80 Miscellaneous Work Activities	\$ -		\$ -	0.00	0.00		
	85 Engineering	\$ -		\$ -	0.00	0.00		
	<b>TOTALS</b>	<b>\$ 162,000.00</b>	<b>(37,183.13)</b>	<b>\$ 124,816.87</b>	<b>\$ 102,965.23</b>	<b>21,851.64</b>		<b>06/30/16</b>

Delays or problem areas:

Work completed during prior fiscal year: Staff provided major erosion control, fencing repairs, vegetation removal and dust control.

Work to be completed during current fiscal year: Staff will provide fencing, vegetation removal and dust control as needed, maintain access roads, and monitor and inspect levee.

Consultant/  
Contractor:  
Project  
Manager: John Runiks

633-1267

**Regional Flood Control District  
Maintenance Work Program  
FOURTH QUARTER FY 2015-2016**

MWP Facility #: NLV18  
Facility Name: Cheyenne Peaking Basin  
MP Facility ID: LVMD 1594-1647

Entity: City of North Las Vegas  
Date Prepared: 07/13/16

Force Account/ Contract	Activity	Requested Work Plan Amount (\$)	Reallocation Amount (\$)	Amended Work Plan Amount (\$)	Expended to Date (\$)	Balance Remaining (\$)	Percent Complete	Scheduled Completion Date
	3 Facility Assessment and Inventory	\$ 500.00		\$ 500.00	27.38	472.62	5%	
	5 Inspect Channels	\$ -		\$ -	0.00	0.00		
	6 Inspect Levees/Detention Basin & Debris Basins	\$ 1,000.00		\$ 1,000.00	219.74	780.26	22%	
	8 Species Survey and Removal	\$ -		\$ -	0.00	0.00		
	10 Clean and Reshape Channel/Levees	\$ -	1,078.88	\$ 1,078.88	1,078.88	0.00	100%	
	15 Repair Lined Channel	\$ -		\$ -	0.00	0.00		
	20 Erosion Control and Repair	\$ -		\$ -	0.00	0.00		
	21 Provide/Maintain Dust Control	\$ -		\$ -	0.00	0.00		
	25 Clean Detention/Debris Basin	\$ 10,000.00	(8,700.00)	\$ 1,300.00	1,275.50	24.50	98%	
	35 Fence Repair	\$ 5,000.00	(4,800.00)	\$ 200.00	139.67	60.33	70%	
	40 Vegetation Control - Chemical	\$ 3,500.00	(3,500.00)	\$ -	0.00	0.00		
	45 Vegetation Control - Mechanical	\$ 3,500.00	(3,200.00)	\$ 300.00	278.92	21.08	93%	
	50 Maintain Access Road	\$ 3,500.00	(3,500.00)	\$ -	0.00	0.00		
	55 Clean & Inspect Inlet/Outlet Structures	\$ 1,500.00	(1,500.00)	\$ -	0.00	0.00		
	60 Repair Inlet/Outlet Structures	\$ -		\$ -	0.00	0.00		
	65 Clean Storm Sewer Lines	\$ 25,714.00	(22,478.88)	\$ 3,235.12	3,157.17	77.95	98%	
	70 Storm Sewer Repair	\$ -		\$ -	0.00	0.00		
	75 Clean/Flush Culverts & Bridges	\$ 2,000.00	(2,000.00)	\$ -	0.00	0.00		
	80 Miscellaneous Work Activities	\$ 5,000.00		\$ 5,000.00	1,050.00	3,950.00	21%	
	85 Engineering	\$ -		\$ -	0.00	0.00		
	<b>TOTALS</b>	<b>\$ 61,214.00</b>	<b>(48,600.00)</b>	<b>\$ 12,614.00</b>	<b>\$ 7,227.26</b>	<b>5,386.74</b>		<b>06/30/16</b>

Delays or problem areas:

Work completed during prior fiscal year: Staff provided erosion control, dust control, fencing repairs, vegetation removal, cleaned inlet and outlet structures and maintained access roads.

Work to be completed during current fiscal year: Staff will provide fencing, dust control as needed, removal of any trash and debris, maintain access roads, and clean inlet and outlet structures.

Consultant/  
Contractor:  
Project  
Manager: John Runiks

633-1267

**Regional Flood Control District  
Maintenance Work Program  
FOURTH QUARTER FY 2015-2016**

MWP Facility #: NLV19  
Facility Name: Las Vegas Wash-Middle, Cheyenne Ave. to Owens Avenue  
MP Facility ID: LVMD 1355-1550

Entity: City of North Las Vegas  
Date Prepared: 07/13/16

Force Account/ Contract	Activity	Requested Work Plan Amount (\$)	Reallocation Amount (\$)	Amended Work Plan Amount (\$)	Expended to Date (\$)	Balance Remaining (\$)	Percent Complete	Scheduled Completion Date
	3 Facility Assessment and Inventory	\$ 500.00	(90.58)	\$ 409.42	27.38	382.04	7%	
	5 Inspect Channels	\$ 500.00		\$ 500.00	160.80	339.20	32%	
	6 Inspect Levees/Detention Basin & Debris Basins	\$ -	90.58	\$ 90.58	90.58	0.00	100%	
	8 Species Survey and Removal	\$ -		\$ -	0.00	0.00		
	10 Clean and Reshape Channel/Levees	\$ 105,000.00	325,412.61	\$ 430,412.61	430,412.61	0.00	100%	
	15 Repair Lined Channel	\$ -		\$ -	0.00	0.00		
	20 Erosion Control and Repair	\$ 5,000.00	(3,000.00)	\$ 2,000.00	0.00	2,000.00	0%	
	21 Provide/Maintain Dust Control	\$ 5,000.00	(3,000.00)	\$ 2,000.00	0.00	2,000.00	0%	
	25 Clean Detention/Debris Basin	\$ -		\$ -	0.00	0.00		
	35 Fence Repair	\$ 5,000.00	(1,500.00)	\$ 3,500.00	139.61	3,360.39	4%	
	40 Vegetation Control - Chemical	\$ 5,000.00	(3,000.00)	\$ 2,000.00	1,098.52	901.48	55%	
	45 Vegetation Control - Mechanical	\$ 10,500.00	(7,500.00)	\$ 3,000.00	2,804.99	195.01	93%	
	50 Maintain Access Road	\$ 29,000.00	(26,000.00)	\$ 3,000.00	0.00	3,000.00	0%	
	55 Clean & Inspect Inlet/Outlet Structures	\$ -		\$ -	0.00	0.00		
	60 Repair Inlet/Outlet Structures	\$ -		\$ -	0.00	0.00		
	65 Clean Storm Sewer Lines	\$ 28,714.00	(23,146.78)	\$ 5,567.22	0.00	5,567.22	0%	
	70 Storm Sewer Repair	\$ -		\$ -	0.00	0.00		
	75 Clean/Flush Culverts & Bridges	\$ 3,500.00	36,010.24	\$ 39,510.24	39,510.24	0.00	100%	
	80 Miscellaneous Work Activities	\$ 5,000.00	(531.97)	\$ 4,468.03	4,072.44	395.59	91%	
	85 Engineering			\$ -	0.00	0.00		
	<b>TOTALS</b>	<b>\$ 202,714.00</b>	<b>293,744.10</b>	<b>\$ 496,458.10</b>	<b>\$ 478,317.17</b>	<b>18,140.93</b>		<b>06/30/16</b>

Delays or problem areas:

Work completed during prior fiscal year: Staff provided major channel cleaning and removal of vegetation, silt and trash. Replaced access roads and provided major fencing repairs.

Work to be completed during current fiscal year: Staff will provide channel cleaning and removal of vegetation, silt and trash. Staff will replace any washed out access roads and provide fencing repairs as needed.

Consultant/  
Contractor:  
Project  
Manager: John Runiks

633-1267

**CLARK COUNTY  
REGIONAL FLOOD CONTROL DISTRICT**

**AGENDA ITEM**

**SUBJECT:**

**JOINDER CONTRACT FOR AERIAL VIDEO AND DATA COLLECTION PROGRAM**

**RECOMMENDATION SUMMARY**

<b>STAFF:</b>	Approve and authorize the General Manager to Joinder onto the City of Las Vegas Contract No. 160074-TF.
<b>TECHNICAL ADVISORY:</b>	The Technical Advisory Committee did not hear this item.
<b>CITIZENS ADVISORY:</b>	The Citizens Advisory Committee did not hear this item.

**RFCD AGENDA  
ITEM #10  
DATE: 08/11/16**



CLARK COUNTY  
REGIONAL FLOOD CONTROL DISTRICT  
AGENDA ITEM

**SUBJECT:**

JOINDER CONTRACT FOR AERIAL VIDEO AND DATA COLLECTION PROGRAM

**PETITIONER:**

STEVEN C. PARRISH, P.E., GENERAL MANAGER/CHIEF ENGINEER

**RECOMMENDATION OF PETITIONER:**

THAT THE BOARD APPROVE AND AUTHORIZE THE GENERAL MANAGER TO JOINDER ONTO CITY OF LAS VEGAS CONTRACT NO. 160074-TF WITH AVISIGHT LLC, FOR AN AERIAL VIDEO AND DATA COLLECTION PROGRAM (FOR POSSIBLE ACTION)


**FISCAL IMPACT:** \$50,000 annually for up to five (5) years. Total \$250,000.

**BACKGROUND:**

Pursuant to NRS 332.195 governmental entities within the State of Nevada may join or use the contracts of other governmental entities, with the authorization of the Supplier. The District requests to Joinder onto the contract between AviSight, LLC and the City of Las Vegas.

AviSight shall provide goods and services for aerial video and data, in support of the District. AviSight shall employ their aircraft, cameras and distribution systems to provide goods and services that include, but are not limited to:

- Inspections of Infrastructures, Facilities and Properties;
- Emergency aerial video and data support services;
- 3D modeling, and topographical mapping;
- Video and data delivery including real time streaming and retrieval of data;
- Imagery analysis;
- Small Unmanned Aerial Systems (sUAS) operations; and
- sUAS Drone training/consultation (Training).

  
Steven C. Parrish, P.E.  
General Manager/Chief Engineer

RFCD AGENDA  
ITEM #10  
DATE: 08/11/16



**Regional Flood Control District**  
**AGENDA ITEM DEVELOPMENT**

<b>Staff Discussion:</b>	Date: 08/11/16
<b>JOINDER CONTRACT FOR AERIAL VIDEO AND DATA COLLECTION PROGRAM</b>  The District wishes to joinder onto a contract awarded by the City of Las Vegas to AviSight, LLC.  AviSight shall provide aerial video and data services in support of the District. AviSight shall employ their aircraft (manned and drones), cameras and distribution systems to provide new and expanded services to the District. These services include live streaming of actual events such as storm water flowing through channels, streets and entering detention basins. The contract may also assist the District in decision making on maintenance requirements.  The District Attorney has reviewed the contract.	
<b>Staff Recommendation:</b>  Approve and authorize the General Manager to Joinder onto the City of Las Vegas Contract No. 160074-TF.	
<b>Discussion by Technical Advisory Committee:</b>	AGENDA Date:
The Technical Advisory Committee did not hear this item.	
<b>Recommendation:</b>	
<b>Discussion by Citizens Advisory Committee:</b>	AGENDA Date:
The Citizens Advisory Committee did not hear this item.	
<b>Recommendation:</b>	

# REGIONAL FLOOD CONTROL DISTRICT



**Steven C. Parrish, P.E.**  
General Manager/Chief  
Engineer

August 11, 2016

**BOARD OF DIRECTORS**

**Lawrence L. Brown, III**  
Chairman  
Clark County

**Debra March**  
Vice-Chairman  
City of Henderson

**Chris Giunchigliani**  
Clark County

**Mayor Carolyn Goodman**  
City of Las Vegas

**Mayor John J. Lee**  
City of North Las Vegas

**Mayor Allan Litman**  
City of Mesquite

**Dr. Lois Tarkanian**  
City of Las Vegas

**Mayor Rodney Woodbury**  
City of Boulder City

Mr. Michael Frechette  
Co-Founder/Principal  
AviSight, LLC  
8260 W. Charleston Blvd.  
Las Vegas, NV 89117

**RE: Joinder to City of Las Vegas Contract No. 160074-TF  
Contract for Aerial Video and Data Collection Program**

Dear Mr. Frechette:

Pursuant to NRS 332.195 governmental entities within the State of Nevada may join or use the contracts of other governmental entities, with the authorization of the Supplier. The Regional Flood Control District ("District") requests to Joinder onto the contract referenced above ("Master Contract"). By signing this Contract AviSight, LLC ("Successful Bidder"), agrees to District's request to join the Master Contract attached hereto as Exhibit A and incorporated herein, except as discussed in this Contract.

The Master Contract is based upon the estimated procurement figures of City of Las Vegas Contract No. 160074-TF. District hereby agrees to the purchase of supplies and/or services in lesser amounts than estimated in the Master Contract.

Any change or modification to the Master Contract between Successful Bidder and the City of Las Vegas shall be applicable to District, only if so agreed to in writing by District.

Any notice or other communication given in connection with this Contract shall be made in writing, reference this Contract and either be delivered in person, by fax to the telephone number provided below (provided telephonic confirmation of transmittal is received), or via United States Postal Service or overnight courier service to the following person and address:

Steven C. Parrish, P.E.  
600 S. Grand Central Parkway  
Suite 300  
Las Vegas, NV 89106-4511  
Phone (702) 685-0000  
Fax (702) 685-0001



Mr. Michael Frechette

August 11, 2016

Page 2

#### GENERAL

1. Any and all references to the City of Las Vegas or City shall be replaced with Clark County Regional Flood Control District, 600 S. Grand Central Parkway, Suite 300, Las Vegas NV 89106-4511.

#### SECTION B-1 Definitions

1. Paragraph (b) "City" shall mean the Clark County Regional Flood Control District.
2. Paragraph (c) "City Council" shall mean the Clark County Regional Flood Control District Board of Directors.

#### SECTION B-3 Prices/Costs

1. Paragraph (a)

"Total not-to-exceed cost for two-year term \$300,000" shall be replaced with "Total not-to-exceed cost for the Initial Term (as defined below) \$100,000."

"Annual not-to-exceed amount for each renewal option period \$150,000 shall be replaced with "Annual not-to-exceed amount for each renewal option period \$50,000"

#### SECTION B-4 Invoices

The name and address that appears in B-4 shall be replaced with the following name and address:

ATTN: Accounts Payable  
Clark County Regional Flood Control District  
600 S. Grand Central Parkway  
Suite 300  
Las Vegas, NV 89106-4511

#### SECTION B-5 Performance Period

1. Paragraph (a)

"The performance period commences from Award Date for two years with three 1-year options to renew" shall be replaced with "The performance period, commences from August 11, 2016 until June 30, 2018 with three (3) one (1) year options to renew. If the District elects to exercise a renewal option, written notice will be provided at least thirty (30) days in advance. "The term of this contract including renewal options



Mr. Michael Frechette  
August 11, 2016  
Page 3

if any, shall not exceed the term of City of Las Vegas Contract No. 160074-TF, or June 30, 2021 whichever is sooner.”

Initial Term	August 11, 2016 through June 30, 2018	22.5
	Months	
First Option	July 1, 2018 through June 30, 2019	12.0
	Months	
Second Option	July 1, 2019 through June 30, 2020	12.0
	Months	
Third Option	July 1, 2020 through June 30, 2021	12.0
	Months	

#### SECTION D-1 Legal Notice [CAO-7/24/08]

1. Section D-1 subparagraph (a), the addresses listed are replaced as follows:

FOR THE DISTRICT: Steven C. Parrish, P.E.  
600 S. Grand Central Parkway  
Suite 300  
Las Vegas, NV 89106-4511  
Phone - (702) 685-0000  
Fax - (702) 685-0001  
Email - SParrish@regionalflood.org

FOR THE COMPANY: Mike Frechette, Principal  
AviSight  
8260 W. Charleston Boulevard, Suite 4  
Las Vegas, NV 89117  
Phone - (702) 857-8441  
Fax - (775) 343-7445  
Email - mikef@avisight.com

#### SECTION D-2 Project Manager/Company Representative

1. Paragraph (a) change Project Manager to Steven C. Parrish, P.E.

#### SECTION E-5 Insurance

1. Paragraph (b)



Mr. Michael Frechette

August 11, 2016

Page 4

All reference to Insurance Tracking Services (ITS) shall be replaced with the Regional Flood Control District. The address under "Submit certificates of Insurance to:" is deleted in its entirety and is replaced with:

Regional Flood Control District  
C/O Accounts Payable  
600 S. Grand Central Parkway  
Suite 300  
Las Vegas, NV 89106-4511

The sentence "A certified, true and exact copy of each of the project specific insurance policies (including renewal policies) required under the Section E-5 shall be provided to the City, if so requested" shall be replaced with "A certified, true and exact copy of each of the project specific insurance policies (including renewal policies) required under the Section E-5 shall be provided to the Clark County Regional Flood Control District within ten days (10) of the Company's receipt of a Purchase Order for this Agreement."

#### ATTACHMENT 2 – Scope of Work

##### 1. Overview

The following is added to the beginning of the first paragraph:

The Company shall only provide goods and services to the Regional Flood Control District upon receipt of separate written requests from the Project Manager, Steven C. Parrish, P.E. The District and the Successful Bidder acknowledge that the goods and services listed below (as identified by reference to the Master Contract), constitute the Scope of Work for this Contract and are the only goods and services to be provided.

Section 1. Overview - 1.b, 1.c, 1.e replacing "Detention and Enforcement Dispatch Supervisor" with "Project Manager", 1.f, Paragraph 3, Paragraph 4 with the exception of the last sentence.

Section 4. Emergency aerial video and data support services (Emergency Services) - 4.a and 4.b replacing "City's DPS Deputy Marshall Sargent" with "Project Manager."

Section 5. Zoning and Planning Aerial Survey, 3d Modeling and Topographical Mapping (Additional Services).

Section 6. Aerial video and data support of special events (Scheduled Services).

Section 7. Product Generation (Additional Services).

Section 8. Video and data delivery.





Mr. Michael Frechette

August 11, 2016

Page 5

Section 9. Imagery Analysis excluding the second to last sentence which shall be replaced as follows "The Company will perform analysis to identify subjects in accordance with Sections four (4) through seven (7) of the scope of Work.

Section 10. Operations and scheduling.

Section 11. Small Unmanned Aerial Systems (sUAS) Operations excluding the first sentences which shall be replaced as follows "Company will conduct sUAS (Small Unmanned Aircraft System) operations in support of District requirements outlined in Sections four (4) through seven (7) of the Scope of Work and other special requirements as determined in collaboration with the District's Project manager.

Section 12. sUAS Training/Consultation (Training).

Except as otherwise provided above, this Contract shall not change or modify the Master Contract with the City of Las Vegas.

AGREED AND ACCEPTED

REGIONAL FLOOD CONTROL DISTRICT

By:

Date:

\_\_\_\_\_

\_\_\_\_\_

Name & Title

Steven C. Parrish, P.E.  
General Manager/Chief Engineer

SUCCESSFUL BIDDER

AviSight, LLC  
8260 W. Charleston Blvd.  
Las Vegas, NV 89117

Authorized Representative:

Date:

\_\_\_\_\_

\_\_\_\_\_

Print Name:

Title:

\_\_\_\_\_

\_\_\_\_\_

## **EXHIBIT A**

## CONTRACT FOR AERIAL VIDEO AND DATA COLLECTION PROGRAM

THIS CONTRACT is being entered into this 23<sup>rd</sup> day of June, 2016, by and between the CITY OF LAS VEGAS (hereinafter the "City"), a municipal corporation within the State of Nevada having its principal office at 495 South Main Street, Las Vegas, Nevada 89101, and AviSight, (a corporation organized and existing under the laws of the State of Nevada), (hereinafter the "Company") having its principal office located at 8260 W. Charleston Boulevard, Suite 3, Las Vegas, NV 89117.

### SECTION A – Subject of Contract

The subject matter of this Contract is the aerial video and data collection services for the City of Las Vegas.

### SECTION B – Basic Terms

#### B-1 Definitions

The following definitions apply to this Contract:

- (a) "*Award Date*" means the date that a Contract becomes effective. It is the date that is entered into the first paragraph of a Contract upon execution by an authorized representative of the City.
- (b) "*City*" means the City of Las Vegas.
- (c) "*City Council*" means the governing body of the City of Las Vegas.
- (d) "*Company*" means the individual, partnership, or corporation responsible for the performance of services under this Contract.
- (e) "*Company Representative*" means the individual authorized to act on behalf of the Company regarding routine matters arising under or relating to this Contract.
- (f) "*Contract*" means this document, consisting of Sections A through F, which is binding and effective only upon execution by the City.
- (g) "*Deliverable*" means any report, software, hardware, data, documentation, or other tangible item that the Company is required to provide to the City under the terms of the Contract.
- (h) "*Non-Exclusive Contract*" means a Contract under which the City agrees to obtain some, but not necessarily all, of the City's requirements for a particular service.
- (i) "*Project Manager*" means the City representative who is responsible for the coordination of Contract performance between the City and the Company.

#### B-2 Contract Type

The Contract type is firm-fixed price. This is a Non-Exclusive Contract.



### B-3 Prices/Costs

(a) The City will pay the Company the following amounts, which shall include all incidental expenses:

<u>Item No.</u>	<u>Description</u>	<u>Amount/hour</u>
1	Scheduled Services	
	a. Manned	\$ 1075
	b. Unmanned	\$ 325
2	Emergency Services	
	a. On-Call	\$ 1075
	b. By Priority	\$ 1250
3	Training	\$ 400
4	Additional Services	\$ 245
Total not-to-exceed cost for two-year term:		\$300,000
Annual not-to-exceed amount for each renewal option period:		\$150,000

(b) Payment. The Company will invoice the City monthly, for work performed to date.

(c) Reimbursable Travel Expenses. There are no reimbursable travel expenses payable under this Contract

### B-4 Invoices [CAO-5/2/12]

(a) The Company shall submit an invoice to the City in accordance with Section B-3 (b) Payment. All invoices should identify the following items:

- (i) the date of the invoice and invoice number;
- (ii) the purchase order number;
- (iii) the Contract Item against which charges are made; and
- (iv) performance dates covered.

Upon reconciliation of all errors, corrections, credits, and disputes, payment to the Company will be made in full within 30 calendar days. **Invoices received without a valid purchase order number will be returned unpaid.** The Company shall submit the original invoice to:

ATTN: Jorge Cervantes  
City of Las Vegas  
495 South Main Street, 7<sup>th</sup> Floor  
Las Vegas, NV 89101 – 2986  
jcervantes@lasvegasnevada.gov

### B-5 Performance Period

(a) The performance period commences from Award Date for two years with three 1-year options to renew.

## **SECTION C – Statement of Work**

### **C-1 Scope of Services**

The Company shall provide the services to accomplish the aerial data collection services as described in Attachment 2 – Scope of Work.

### **C-2 Deliverables**

The Company shall provide the following deliverables:

- (a) Live video feed in a format that can be streamed and viewed through a secured internet connection to a desktop computer, laptop and portable devices such as a laptop, iPad or iPhone;
- (b) Digital HD video recording storable in h.264 standard video such as MP4 of at least 720 but preferable 1080i/P resolution; and
- (c) Digital images with detail and clarity that objects and persons are distinguishable on a monthly basis as agreed upon by both parties.
- (d) Small Unmanned Aerial Systems (sUAS) Training
- (e) Monthly reporting
- (f) Monthly schedule of planned data collection

## **SECTION D – Special Conditions**

### **D-1 Legal Notice [CAO-7/24/08]**

- (a) All legal notices required pursuant to the terms and conditions of this Contract shall be in writing, unless an emergency situation dictates otherwise. Any notice required to be given under the terms of this Contract shall be deemed to have been given when (i) received by the party to whom it is directed by hand delivery or personal service, (ii) transmitted by facsimile with confirmation of transmission, (iii) transmitted by email with confirmation of receipt by addressee, or (iv) sent by U.S. mail via certified mail-return receipt requested at the following addresses:

FOR THE CITY:                      Manager, Purchasing and Contracts  
    City of Las Vegas  
    495 South Main Street, 3<sup>rd</sup> Floor  
    Las Vegas, NV 89101  
    Fax: (702) 384-9964  
    Email: [purchasing@lasvegasnevada.gov](mailto:purchasing@lasvegasnevada.gov)

FOR THE COMPANY:              Attn: Mike Frechette, Principal  
    AviSight  
    8260 W. Charleston Boulevard, Suite 4  
    Las Vegas, NV 702-857-8441  
    Fax: 775-343-7445  
    Email: [mikef@avisight.com](mailto:mikef@avisight.com)

- (b) The parties shall provide written notification of any change in the information stated above.
- (c) An original signed copy, via U. S. Mail, shall follow facsimile transmissions.
- (d) For purposes of this Contract, legal notice shall be required for all matters involving potential termination actions, litigation, indemnification, and unresolved disputes. This does not preclude legal notice for any other actions having a material impact on the Contract.

- (e) Routine correspondence should be directed to the Project Manager or the Company Representative, as appropriate.

**D-2 Project Manager/Company Representative [CAO-7/24/08]**

- (a) The City designates Jorge Cervantes as the Project Manager for this Contract. The City will provide written notice to the Company should there be a subsequent Project Manager change. The Project Manager will be the Company's principal point of contact at the City regarding any matters relating to this Contract, will provide all general direction to the Company regarding Contract performance, and will provide guidance regarding the City's goals and policies. The Project Manager is not authorized to waive or modify any material scope of work changes or terms of the Contract.
- (b) The Company designates Michael Frechette as the Company Representative for this Contract. The Company will provide written notice to the City should there be a subsequent Company Representative change. The City has the right to assume that the Company Representative has full authority to act for the Company on all matters arising under or relating to this Contract.

**D-3 Warranty – Services [CAO-5/2/12]**

The Company warrants that the services shall be performed in full conformity with this Contract, with the professional skill and care that would be exercised by those who perform similar services in the commercial marketplace, and in accordance with accepted industry practice. In the event of a breach of this warranty, or in the event of non-performance or failure of the Company to perform the services in accordance with this Contract, the Company shall, at no cost to the City, re-perform or perform the services so that the services conform to the warranty.

**D-4 Intellectual Property Rights [CAO-7/24/08]**

All deliverables produced under this Contract, as well as all data, notes, and documentation collected on behalf of the City, are exclusively the property of the City.

**D-5 Licenses/Registrations [CAO-5/2/12]**

During the entire performance period of this Contract, the Company shall maintain all federal, state, and local licenses, certifications and registrations applicable to the work performed under this Contract, including maintaining an active City of Las Vegas business license.

**D-6 Order of Precedence [CAO-7/24/08]**

In the event of a conflict between the specific language set forth in Sections B through E of this Contract and any Attachment or Exhibit set forth in Section F, the specific language in Sections B through E shall prevail. Any exception to this order of precedence will be addressed through specific language elsewhere in Sections B through E.

**SECTION E – General Conditions**

**E-1 Disputes [CAO-5/2/12]**

- (a) For each claim or dispute arising between the parties under this Contract, the parties shall attempt to resolve the matter through escalating levels of management. In the event the matter cannot be successfully resolved in this manner, the City is granted the right, regardless of which party is asserting the claim or dispute, to determine between arbitration and litigation as the forum in which the party desiring to proceed further shall file to resolve the claim or dispute. For any and all claims or disputes asserted by the Company, the Company shall notify the City of its intent to proceed further with the claim or dispute and in response thereto, the City shall notify the Company as to its selected forum for resolution. For any and all claims or disputes asserted by the City, the City shall notify the Company in the notice of its intent to proceed with further resolution whether it has selected arbitration or litigation as the forum to resolve the claim or dispute. In the event arbitration is the designated forum, such arbitration shall be binding on the parties.
- (b) If arbitration is selected by the City as the forum for further resolution, the claim or dispute shall be filed with the American Arbitration Association under its then current Commercial Arbitration Rules, Expedited Procedures, regardless of the amount of the claim or dispute.

- (c) The laws of the State of Nevada shall govern this Contract and the venue for purposes of such litigation or arbitration shall be the Eighth Judicial District Court, Clark County Nevada.

**E-2 Notice of Delay [CAO-7/24/08]**

- (a) Should the timely performance of this Contract be jeopardized by the non-availability of City provided personnel, data, or equipment, the Company immediately shall notify the City in writing of the facts and circumstances that are contributing to such delay. Upon receipt of this notification, the City will advise the Company in writing of the action which will be taken to remedy the situation.
- (b) The Company shall advise the City in writing of an impending failure to meet established milestones or delivery dates based on the Company's failure to perform. Notice shall be provided as soon as the Company is aware of the situation; however, such notice shall not relieve the Company from any existing obligations regarding performance or delivery.

**E-3 Termination for Convenience [CAO-5/2/12]**

The City shall have the right at any time to terminate further performance of this Contract, in whole or in part, for any reason whatsoever (including no reason). Such termination shall be effected by written notice from the City to the Company, specifying the extent and effective date of the termination. On the effective date of the termination, the Company shall terminate all work and take all reasonable actions to mitigate expenses. The Company shall submit a written request for incurred costs for services performed through the date of termination, and shall provide any substantiating documentation requested by the City. In the event of such termination, the City agrees to pay the Company within thirty (30) days after receipt of a correct, adequately documented written request. The City's sole liability under this Section is for payment of costs for services requested by the City and actually performed by the Company.

**E-4 Termination for Default [CAO-5/2/12]**

- (a) The City may, by written notice of default to the Company, terminate this Contract in whole or in part if the Company fails to:
- (i) Perform the services under Section C (Statement of Work), including, if applicable, delivering any required software, goods, or documentation within the time specified in this Contract or any extension;
  - (ii) Make progress, so as to endanger performance of this Contract; or
  - (iii) Perform any of the other provisions of this Contract.
- (b) The City's right to terminate this Contract under (a) above, may be exercised if the Company does not cure such failure within fifteen (15) calendar days (or more if authorized by the City) after notice specifying the failure is provided pursuant to Section D-1 (Legal Notice) of this Contract.
- (c) If the City terminates this Contract for default in whole or in part, it may acquire, under reasonable terms and in a manner the City considers appropriate, services or goods similar to those terminated, and the Company shall be liable to the City for any excess costs for those services or goods. However, the Company shall continue any work not terminated.
- (d) The Company shall not be liable for any excess costs if the failure to perform the Contract arises from circumstances beyond the control and without the fault or negligence of the Company. These circumstances are limited to such causes as (i) acts of God or of the public enemy, (ii) acts of governmental bodies, (iii) fires, (iv) floods, (v) epidemics, (vi) quarantine restrictions, (vii) labor strikes, (viii) freight embargoes, (ix) unusually severe weather or (x) unscheduled aircraft maintenance. The time of performance of the Company's obligations under this Contract shall be extended by such period of enforced delay; provided, however, that such reasonably extended time period shall not exceed 60 days. If the foregoing circumstances result in a delay greater than sixty (60) days, the City may terminate the affected portion of the Contract pursuant to the terms of Section E-3 (Termination for Convenience).
- (e) Either party may terminate this Contract, in whole or in part, if the other party becomes insolvent or bankrupt or makes an assignment for the benefit of creditors, or if a receiver or trustee in bankruptcy is appointed for the other party, or if any proceeding in bankruptcy, receivership, or liquidation is instituted against the other party and is not dismissed within thirty (30) days following commencement thereof.

- (f) The City retains the right to terminate for default immediately should the Company fail to maintain the required levels of insurance, fail to comply with applicable local, state, and Federal statutes governing performance of these services, or fail to comply with statutes involving health or safety.
- (g) In the event that the City fails to perform any of its obligations required under this Contract, and the City does not remedy the failure after notice thereof is provided to the City by the Company pursuant to Section D-1 (Legal Notice) above, the Company shall have the right to treat the failure as a claim or dispute subject to the resolution provisions of Section E-1 (Disputes) of this Contract. During the period of such resolution, the Company shall continue with its performance under the Contract.

#### **E-5 Insurance [CAO-04/08/15]**

- (a) The Company shall procure and maintain, at its own expense, during the entire term of the Contract, the following coverage(s):
  - (i) Industrial/Workers' Compensation Insurance protecting the Company and the City from potential Company employee claims based upon job-related sickness, injury, or accident, during performance of this Contract, and must submit proof of such insurance on a certificate of insurance issued by an insurer qualified to underwrite workers' compensation insurance in the State of Nevada, in accordance with NRS 616A-616D, inclusive. If Company is a sole proprietor, it will be required to submit an affidavit indicating that the company has elected not to be included in the terms, conditions and provisions of NRS 616A-616D, inclusive, and is otherwise in compliance with those terms, conditions and provisions. The Supplier's Workers' Compensation policy shall have a waiver of subrogation endorsement in favor of the City of Las Vegas.
  - (ii) Commercial General Liability Insurance (bodily injury, property damage) with respect to the Company's agents assigned to the activities performed under this Contract in a policy limit of not less than \$1,000,000.00 per occurrence and \$2,000,000.00 in the aggregate, for bodily injury, products, completed operations, personal injury and property damages. Such coverage shall be on an "occurrence" basis and not on a "claims made" basis, and be provided on either a Commercial General Liability or a Broad Form Comprehensive General Liability (including a Broad form CGL endorsement) insurance form. The form must be written on an ISO Form CG 00 01 10 01, or an equivalent form. The Supplier's General Liability policy shall have a waiver of subrogation endorsement in favor of the City of Las Vegas, and shall be endorsed to include the City, its officers, and employees as additional insured.
  - (iii) Commercial Automobile Liability Insurance of limits no less than \$1,000,000 combined single limit per occurrence for bodily injury and property damage to include, but not be limited to, coverage against all insurance claims for injuries to persons or damages to property which may arise from services rendered by Company and any auto used in the performance of services under this Contract. The policy must insure all vehicles **owned** by the Company and include coverage for **hired** and **non-owned** vehicles. If the services requested do not require the use of vehicle to perform, Commercial Automobile Liability Insurance requirements, as described in this paragraph do not apply. The Supplier's Automobile Liability policy shall have a waiver of subrogation endorsement in favor of the City of Las Vegas, and shall be endorsed to include the City, its officers, and employees as additional insured.
  - (iv) Professional Liability Insurance of limits no less than \$1,000,000, combined single limit and in the aggregate. If coverage is on a "claims made" basis, then it must continue for a period of two years beyond the completion or termination of this Contract. Any retroactive coverage must coincide with or predate the beginning of this Contract and may not be changed without the consent of the City.
  - (v) Aviation General Liability/Hangarkeepers of limits no less than \$2,000,000 aggregate. Policy must cover property of others while in the "care, custody and/or control" of the Successful Bidder. Aviation General Liability coverage shall be on a "per occurrence" basis only, not "claims made", and be provided either on a Commercial General Liability or a Broad Form Comprehensive General Liability (including a Broad Form CGL endorsement) insurance form.
- (b) Company must provide required insurance certificates and endorsements to Insurance Tracking Services (ITS) immediately upon notification of selection. Award is conditional upon verification by ITS that all insurance requirements have been met. All required aggregate limits must be disclosed and amounts entered on the certificate(s) of insurance. The certificates must identify the Contract number and the Contract description. The Company shall maintain coverage for the duration of this Contract, and any renewal periods if applicable. The Company shall annually provide ITS with a certificate of insurance and endorsements as evidence that all insurance requirements have been met. The Company and/or insurance carrier shall provide the City with a 30 day advance

notice of policy modification, cancellation or erosion of insurance limits, sent by certified mail "return receipt requested".

Submit certificates of insurance to:

City of Las Vegas  
C/O Insurance Tracking Services, Inc. (ITS)  
P.O. Box 21919  
Long Beach, CA 90801

Account Manager: Michael Palacios  
Phone: (888) 435-2955 ext. 503 • Fax: 562-435-2999  
Email: [michael.palacios@instracking.com](mailto:michael.palacios@instracking.com)

A certified, true and exact copy of each of the project specific insurance policies (including renewal policies) required under this Section E-5 shall be provided to the City if so requested.

- (c) The certificates and endorsements for each insurance policy are to be signed by a person authorized by that insurer and licensed by the State of Nevada. Each insurance carrier's rating as shown in the latest Best's Key Rating Guide shall be fully disclosed and entered on the required certificate of insurance. The City requires insurance carriers to maintain a Best's Key rating of A- VII or higher, (i.e., A- VII, A- VIII, A- IX, A- X, etc.). The adequacy of the insurance supplied by the Company, including the rating and financial health of each insurance carrier providing coverage, is subject to the approval of the City.
- (d) All deductibles and self-insurance retentions shall be fully disclosed in the certificate of insurance. No deductible or self-insured retention may exceed \$25,000.00 without the prior written approval of the City.
- (e) If the Company fails to carry the required insurance, the City may (i) order the Company to stop further performance hereunder, declare the Company in breach, pursuant to Section E-4, terminate the Contract if the breach is not remedied and, if permitted, assess liquidated damages, or (ii) purchase replacement insurance and withhold the costs or premium payments made from the payments due to the Company or charge the replacement insurance costs back to the Company.
- (f) Any subcontractor or subconsultant approved by the City shall be required to procure, maintain and submit proof of insurance to the City of the same insurance requirements as specified above, and as required in this paragraph.
- (g) The Company is encouraged to purchase any additional insurance it deems necessary.
- (h) The Company is required to remedy all injuries to persons and damage or loss to any property of the City caused in whole or in part by the Company, its subcontractors or anyone employed, directed or supervised by the Company.

#### **E-6 Indemnification [CAO-5/2/12]**

- (a) In addition to the insurance requirements set forth in Section E-5 (Insurance), the Company shall protect, indemnify and hold harmless the City, its officers, employees, agents, and consultants (collectively herein the "City") from any and all claims, liabilities, damages, losses, suits, actions, decrees, and judgments including, attorney's fees, court costs or other expenses of any and every kind or character (collectively herein the "Liabilities") which may be recovered from or sought against the City, as a result of, by reason of, or as a consequence of, any act or omission, negligent or otherwise, on the part of the Company, its officers, employees, or agents in the performance of the terms, conditions and covenants of the Contract, regardless of whether the Liabilities were caused in part by the City.
- (b) If a third party claim against the City for negligent performance by the Company is within the limits of its liability insurance, and the insurance company has accepted the City's tender of defense, then the City will pay the Company what is due and owing to them within the payment method specified in this Contract. However, if the claim is greater than the coverage amount, the City, for its protection, may retain any money due and owing the Company under this Contract, until the claim has been resolved. In the event no money is due and owing, the surety, if required, of the Company, may be held until all of the Liabilities have been settled and suitable evidence to that effect furnished to the City.
- (c) It is expressly agreed that the Company shall defend the City against the Liabilities and in the event that the Company fails to do so, the City shall have the right, but not the obligation, to defend the same and to charge all direct and incidental costs, including attorney's fees and court costs, to the Company.

**E-7 Assignment [CAO-7/24/08]**

Neither party may assign their rights nor delegate their duties under this Contract without the written consent of the other party. Such consent shall not be withheld unreasonably. Any assignment or delegation shall not relieve any party of its obligations under this Contract.

**E-8 Waiver [CAO-7/24/08]**

Waiver of any of the terms of this Contract shall not be valid unless it is in writing signed by each party. The failure of the City to enforce any of the provisions of this Contract, or to require performance of any of the provisions herein, shall not in any way be construed as a waiver of such provisions or to affect the validity of any part of this Contract, or to affect the right of the City to thereafter enforce each and every provision of this Contract. Waiver of any breach of this Contract shall not be held to be a waiver of any other or subsequent breach of this Contract.

**E-9 Taxes/Compliance with Laws [CAO-5/2/12]**

- (a) The City is exempt from paying Sales and Use Taxes under the provisions of Nevada Revised Statutes 372.325(4), and Federal Excise Tax, under Registry Number 88-87-0003k. The Company shall pay all taxes, levies, duties and assessments of every nature and kind which may be applicable to any work under this Contract. The Company shall make any and all payroll deductions required by law. The Company agrees to indemnify and hold the City harmless from any liability on account of any and all such taxes, levies, duties, assessments and deductions.
- (b) The Company, in the performance of the obligations of this Contract, shall comply with all applicable laws, rules and regulations of all governmental authorities having jurisdiction over the performance of this Contract including, but not limited to, the Federal Occupational Safety and Health Act.

**E-10 Audit of Records [CAO-5/2/12]**

- (a) The Company agrees to maintain the financial books and records (including supporting documentation) pertaining to the performance of this Contract according to standard accounting principles and procedures. The books and records shall be maintained for a period of three (3) years after completion of this Contract, except that books and records which are the subject of an audit finding shall be retained for three (3) years after such finding has been resolved. If the Company goes out of business, the Company shall forward the books and records to the City to be retained by the City for the period of time required herein.
- (b) The City or its designated representative(s) shall have the right to inspect and audit (including the right to copy and/or transcribe) the books and records of the Company pertaining to the performance of this Contract during normal business hours. The City will provide prior written notice to the Company of the audit and inspection. If the books and records are not located within Clark County, the Company agrees to deliver them to the City, or to an address designated by the City within Clark County. In lieu of such delivery, the Company may elect to reimburse the City for the cost of travel (including transportation, lodging, meals and other related expenses) to inspect and audit the books and records at the Company's office. If the books and records provided to the City are incomplete, the Company agrees to remedy the deficiency after written notice thereof from the City, and to reimburse the City for any additional costs associated therewith including, without limitation, having to revisit the Company's office. The Company's failure to remedy the deficiency shall constitute a material breach of this Contract. The City shall be entitled to its costs and reasonable attorney fees in enforcing the provisions of this Section
- (c) If at any time during the term of this Contract, or at any time after the expiration or termination of the Contract, the City or the City's designated representative(s) find the dollar liability is less than payments made by the City to the Company, the Company agrees that the difference shall be either: (a) repaid immediately by the Company to the City or (b) at the City's option, credited against any future billings due the Company.

**E-11 Independent Contractor [CAO-7/24/08]**

In the performance of services under this Contract, the Company and any other person employed by it shall be deemed to be an independent contractor and not an agent or employee of the City. The Company shall be liable for the actions of any person, organization or corporation with which it subcontracts to fulfill this Contract. The City shall hold the Company as the sole responsible party for the performance of this Contract. The Company shall maintain complete control over its employees and all of its subcontractors. Nothing contained in this contract or any subcontract awarded by the Company shall create a partnership, joint venture or agency with the City. Neither party shall have the right to obligate or bind the other party in any manner to any third party.

**E-12 Severability [CAO-7/24/08]**

The invalidity, illegality, or unenforceability of any provision of this Contract or the occurrence of any event rendering any portion or provision of this Contract void shall in no way affect the validity or enforceability of any other portion or provision of this Contract. Any void provision shall be deemed severed from this Contract, and the balance of this Contract shall be construed and enforced as if this Contract did not contain the particular portion or provision held to be void. The parties further agree to amend this Contract to replace any stricken provision with a valid provision that comes as close as possible to the intent of the stricken provision. The provisions of this clause shall not prevent this entire Contract from being void should a provision which is of the essence of this Contract be determined void.

**E-13 Conforming Services [CAO-7/24/08]**

The services performed under this Contract shall conform in all respects with the requirements set forth in this Contract. The Company shall furnish the City with sufficient data and information needed to determine if the services performed conform to all the requirements of this Contract.

**E-14 Modification/Amendment [CAO-7/24/08]**

This Contract shall not be modified or amended except by the express written agreement of the parties, signed by a duly authorized representative for each party. Any other attempt to modify or amend this Contract shall be null and void, and may not be relied upon by either party.

**E-15 Entire Contract, Section and Paragraph Headings [CAO-7/24/08]**

- (a) This Contract represents the entire and integrated agreement between the City and the Company. It supersedes all prior and contemporaneous communications, representations, and agreements, whether oral or written, relating to the subject matter of this Contract.
- (b) The section and paragraph headings appearing in this Contract are inserted for the purpose of convenience and ready reference. They do not purport to define, limit or extend the scope or intent of the language of the sections and paragraphs to which they pertain.

**E-16 Conflict of Interest (City Officials) [CAO-5/2/12]**

- (a) An official of the City, who is authorized on behalf of the City to negotiate, make, accept or approve, or take part in negotiating, making, accepting, or approving this Contract, payments under this Contract, or work under this Contract, shall not be directly or indirectly interested personally in this Contract or in any part hereof. No officer, employee, architect, attorney, engineer or inspector of, or for the City, who is authorized on behalf of the City to exercise any legislative, executive, supervisory or other similar functions in connection with this Contract, shall become directly or indirectly interested personally in this Contract or in any part hereof, any material supply contract, subcontract, insurance contract, or any other contract pertaining to this Contract.
- (b) Each party represents that it is unaware of any financial or economic interest of any public officer or employee of the City relating to this Contract. Notwithstanding any other provision of this Contract, if such interest becomes known, the City may immediately terminate this Contract for default or convenience, based on the culpability of the parties.
- (c) The Company represents and warrants that it has, in accordance with the current policy of the City, disclosed the ownership and principals of the Company on Attachment 1 (Certificate – Disclosure of Ownership/Principals), and that it has a continuing obligation to update this disclosure whenever there is a material change in the information contained therein.



#### **E-17 Public Records [CAO-5/2/12]**

The City is a public agency as defined by state law. As such, it is subject to the Nevada Public Records Law (Chapter 239 of the Nevada Revised Statutes). The City's Records are public records, which are subject to inspection and copying by any person (unless declared by law to be confidential). This Contract and all supporting documents are deemed to be public records.

#### **E-18 Confidentiality – City Information [CAO-7/24/08]**

- (a) All information, including but not limited to, oral statements, computer files, databases, and other material or data supplied to the Company is confidential and privileged. The Company shall not disclose this information, nor allow it to be disclosed, to any person or entity without the express prior written consent of the City. The Company shall have the right to use any such confidential information only for the purpose of providing the services under this Contract, unless the express prior, written consent of the City is obtained. Upon request by the City, the Company shall promptly return to the City all confidential information supplied by the City, together with all copies and extracts.
- (b) The confidentiality requirements shall not apply where (i) the information is, at the time of disclosure by the City, then in the public domain; (ii) the information is known to the Company prior to obtaining the same from the City; (iii) the information is obtained by the Company from a third party who did not receive the same directly or indirectly from the City; or (iv) the information is subpoenaed by court order or other legal process, but in such event, the Company shall notify the City. In such event the City, in its sole discretion, may seek to quash such demand.
- (c) The obligations of confidentiality shall survive the termination of this Contract.

#### **E-19 Marketing Restrictions [CAO-7/24/08]**

The Company may not publish or sell any information from or about this Contract without the prior written consent of the City. This restriction does not apply to the use of the City's name in a general list of customers, so long as the list does not represent an express or implied endorsement of the Company or its services.

#### **E-20 Limitation of Funding [CAO-7/24/08]**

The City reserves the right to reduce estimated or actual quantities, in whatever amount necessary, without prejudice or liability to the City, if funding is not available or if legal restrictions are placed upon the expenditure of monies for the services required under this Contract.

#### **E-21 Changes – Fixed-Price Services [CAO-7/24/08]**

- (a) The City may at any time, by written order, and without notice to the sureties, if any, make changes within the general scope of this Contract in any one or more of the following:
  - (i) Description of services to be performed.
  - (ii) Time of performance (i.e., hours of the day, days of the week, etc.).
  - (iii) Place of performance of the services.
- (b) If any such change causes an increase or decrease in the cost of, or the time required for, performance of any part of the work under this Contract, whether or not changed by the order, the City shall make an equitable adjustment in the Contract price, the delivery schedule, or both, and shall modify the Contract.
- (c) The Company must assert its right to an adjustment under this clause within 30 days from the date of receipt of the written order; however, if the City decides that the facts justify, the City may receive and act upon a proposal submitted before final payment of the Contract.
- (d) If the Company's proposal includes the cost of property made obsolete or excess by the change, the City shall have the right to prescribe the manner of disposition of the property.
- (e) Failure to agree to any adjustment shall be a dispute under Section E-1 (Disputes); however, nothing in this clause shall excuse the Company from proceeding with the Contract as changed.
- (f) The Company shall provide current, complete, and accurate documentation to the City in support of any equitable adjustment. Failure to provide adequate documentation within a reasonable time after a request from the City will be

deemed a waiver of the Company's right to dispute the equitable adjustment proposed by the City, where such equitable adjustment has a reasonable basis at the time it is determined by the City.

**E-22 Counterpart Signatures [CAO-9/24/08]**

This Contract may be executed in counterparts. All such counterparts will constitute the same contract and the signature of any party to any counterpart will be deemed a signature to, and may be appended to, any other counterpart. Executed copies hereof may be delivered by facsimile or e-mail and upon receipt will be deemed originals and binding upon the parties hereto, regardless of whether originals are delivered thereafter.

**E-23 Non-Discrimination and Fair Employment Practices [07/31/13]**

- (a) **Discrimination:** The City of Las Vegas is committed to promoting full and equal business opportunity for all persons doing business in Las Vegas. The Company acknowledges that the City has an obligation to ensure that public funds are not used to subsidize private discrimination. Company recognizes that if the Company or their subcontractors or subconsultants are found guilty by an appropriate authority of refusing to hire or do business with an individual or company due to reasons of race, color, religion, sex, sexual orientation, gender identity or expression, age, disability, national origin, or any other legally protected status; City may declare the Company in breach of contract and terminate Contract.
- (b) **Fair Employment Practices:** In connection with the performance of work under this Contract, the Company agrees not to discriminate against any employee or applicant for employment because of race, color, religion, national origin, sex, sexual orientation, gender identity or expression, age, disability, national origin, or any other legally protected status. Such agreement shall include, but not be limited to, the following: employment; upgrading; demotion or transfer; recruitment or recruitment advertising; layoff or termination; rates of pay or other forms of compensation; and selection for training, including apprenticeship.

The Company further agrees to insert this provision in all subcontracts hereunder. Any violation of such provision by a Company shall constitute a material breach of this Contract.

**SECTION F – List of Attachments/Exhibits**



The following attachments are hereby incorporated into this contract:

<u>Identifier</u>	<u>Title/Text Reference</u>	<u>Date</u>	<u>Pages</u>
Attachment 1	Certificate – Disclosure of Ownership/Principals [Section E-16(c)]	04/08/2013	2

IN WITNESS WHEREOF, the parties hereto have caused this Contract to be executed by their duly authorized representatives.

CITY OF LAS VEGAS

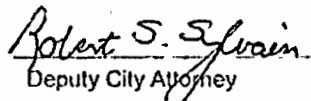
AviSight

	
YOLANDA C. JONES, C.F.M., CPPO Manager, Purchasing and Contracts	Michael Frechette, Principal
6-23-16	5-31-16
Date	Date

ATTEST:

	6/27/16
LUANN D. HOLMES, MMC City Clerk	Date

APPROVED AS TO FORM:

	5-25-16
Deputy City Attorney	Date

## ATTACHMENT 1 - CERTIFICATE - DISCLOSURE OF OWNERSHIP/PRINCIPALS

### 1. Definitions

"City" means the City of Las Vegas.

"City Council" means the governing body of the City of Las Vegas.

"Contracting Entity," means the individual, partnership, or corporation seeking to enter into a contract with the City of Las Vegas.

"Principal" means, for each type of business organization, the following: (a) sole proprietorship – the owner of the business; (b) corporation – the directors and officers of the corporation; but not any branch managers of offices which are a part of the corporation; (c) partnership – the general partner and limited partners; (d) limited liability company – the managing member as well as all the other members; (e) trust – the trustee and beneficiaries.

### 2. Policy

In accordance with Resolution 79-99 and 105-99 adopted by the City Council, Contracting Entities seeking to enter into certain contracts with the City of Las Vegas must disclose information regarding ownership interests and principals. Such disclosure generally is required in conjunction with a Request for Proposals (RFP). In other cases, such disclosure must be made prior to the execution of a contract.

### 3. Instructions

The disclosure required by the Resolutions referenced above shall be made through the completion and execution of this Certificate. The Contracting Entity shall complete Block 1, Block 2, and Block 3. The Contracting entity shall complete either Block 4 or its alternate in Block 5. Specific information, which must be provided, is highlighted. An Officer or other official authorized to contractually bind the Contracting Entity shall sign and date the Certificate, and such signing shall be notarized.

### 4. Incorporation

This Certificate shall be incorporated into the resulting contract, if any, between the City and the Contracting entity. Upon execution of such contract, the Contracting Entity is under a continuing obligation to notify the City in writing of any material changes to the information in this Certificate. This notification shall be made within fifteen (15) days of the change. Failure to notify the City of any material change may result, at the option of the City, in a default termination (in whole or in part) of the contract, and/or a withholding of payments due the Contracting Entity.

<b>Block 1: <u>Contracting Entity</u></b>	<b>Block 2: <u>Description / Subject Matter of Contract</u></b>
<b>Name:</b> AviSight	<b>Services for:</b> Aerial Data Collection Services
<b>Address:</b> 8260 W. Charleston Blvd. Suite 3	
<b>Telephone:</b> 702-857-8441	<b>Project Number:</b> 160074-TF
<b>EIN or DUNS :</b>	

<b>Block 3: <u>Type of Business</u></b>
<input type="checkbox"/> Individual <input type="checkbox"/> Partnership <input type="checkbox"/> Limited Liability Company <input type="checkbox"/> Corporation <input type="checkbox"/> Trust <input type="checkbox"/> Other:

**CERTIFICATE – DISCLOSURE OF OWNERSHIP/PRINCIPALS  
(CONTINUED)**

**Block 4: Disclosure of Ownership and Principals**

In the space below, the Contracting Entity must disclose all principals (including partners) of the Contracting Entity, as well as persons or entities holding more than one-percent (1%) ownership interest in the Contracting Entity.

	FULL NAME/TITLE	BUSINESS ADDRESS	BUSINESS PHONE
1.	James J. Fleitz	8260 W. Charleston Blvd. Suite 3, Las Vegas, NV 89117	702-857-8441
2.	Michael E. Frechette	8260 W. Charleston Blvd. Suite 3, Las Vegas, NV 89117	702-857-8441
3.	THE BRENNAN CONSULTING GROUP, LLC	2831 St. Rose Parkway, Suite 200, Henderson, NV 89052	702-719-4100
4.			
5.			
6.			
7.			
8.			
9.			
10.			

The Contracting Entity shall continue the above list on a sheet of paper entitled "Disclosure of Ownership/Principals – Continuation" until full and complete disclosure is made. If continuation sheets are attached, please indicate the number of sheets: \_\_\_\_\_

**Block 5: Disclosure of Ownership and Principals – Alternate**

If the Contracting Entity, or its principals or partners, are required to provide disclosure (of persons or entities holding an ownership interest) under federal law (such as disclosure required by the Securities and Exchange Commission or the Employee Retirement Income Act), a copy of such disclosure may be attached to this Certificate in lieu of providing the information set forth in Block 4 above. A description of such disclosure documents must be included below.

Name of Attached Document: N/A

Date of Attached Document: N/A

Number of Pages: N/A

I certify under penalty of perjury, that all the information provided in this Certificate is current, complete and accurate. I further certify that I am an individual authorized to contractually bind the above named Contracting Entity.

Michael E. Frechette


Name

6 May 2016

Date

Subscribed and sworn to before me this 6 day of

MAY 2016  
Mary A. Barnes  
Notary Public



## **ATTACHMENT 2 SCOPE OF WORK**

1. **Overview:** Company shall provide aerial video and data services in support of the City of Las Vegas. The Company shall employ their aircraft, cameras and distribution systems to satisfy the requirements under this contract. This contract is designed to be multifaceted and allow for *ad hoc* services as technology becomes more cost effective or current methodologies become outdated and can be more efficiently provided by aerial services. Services include, but are not limited to:

- a. Inspections of City Parks
- b. City Facilities/Property
- c. Other critical infrastructure as identified by the City that will be accomplished on a both preplanned and random sampling basis.
- d. Additionally, aerial inspections will be accomplished in support of code compliance on a both preplanned and random basis.
- e. The Company will also provide emergency aerial support services as directed by Department of Public Safety (DPS) Dispatch Supervisor. Emergency services are on-call when the Company is airborne and supporting other City requirements, by priority when airborne and not supporting City requirements.
- f. Aerial support to enhance public safety and traffic control during special events and projects (i.e. Major Road Construction Projects, Marathons, Festivals etc.).

The Company will ensure delivery of near real-time and archived video and data products via internet protocol streaming methods established by the City and via manual methods when streaming is not available or not practical.

Video collected under this contract will remain the sole property of the City of Las Vegas. The Company will also provide sUAS operations, training and consultation. These services will be coordinated through the City Project Manager identified in Section 11 and 12 of the Scope of Work, scheduled monthly with weekly/daily updates as required for schedule confirmation.

2. **Aerial Inspection of City parks, property, and facilities (Scheduled Services):** Will be done in support of Section 2.220 of the City Charter involving: Rights-of-way, parks, public buildings, and grounds and other public places. Inspections will be accomplished in a manner that assists the City in identifying crime including: trespassing, larceny, graffiti and assault. The Company shall (within its technical capabilities) identify damage to facilities and other city property. The Company shall also identify locations where landowners have failed to keep adjacent streets, sidewalks, public parks, buildings and grounds free from encroachments or obstructions. The Company will also assist the City in identifying the distribution or exhibition of handbills or signs, or any public demonstrations or processions.
  - a. Preplanned inspections will be directed by the City's Project Manager. Project Manager will notify the Company in writing monthly of inspection requirements. The Company shall provide a schedule of

inspections within five (5) business days of inspections based on the City's requirements. These inspections will start not less than ten (10) calendar days from the time that the Company receives the City's monthly inspection requirements.

- b. Random sampling of parks and facilities will be conducted during non-preplanned data collection session and will be conducted as directed by the City. Data collection session can occur at day and night in an unpredictable manner.
3. **Aerial inspection in support of code compliance and to mitigate the potential of mosquito born viruses (e.g. West Nile and Zika) in accordance with Section 2.280 (Scheduled Services):** As requested by the City in writing, aerial inspections will be accomplished in a manner that provide enough resolution to ensure that City Project Manager can determine non-compliance with City ordinances and identify potential mosquito breeding grounds. Inspections of water facilities, pools, and areas of concern through task order.
- a. Preplanned inspections will be directed by the city's Project Manager. The City's Project Manager will notify the Company monthly of inspection requirements. The Company shall provide a schedule of inspections within five (5) business days of inspections based on the City's requirements. These inspections will start no less than ten (10) calendar days from the time that the Company receives the City's monthly inspection requirements.
4. **Emergency aerial video and data support services (Emergency Services):** These are unplanned events and will be accomplished in support of Local, State and Federal agencies as directed by the City's DPS Deputy Marshall Sargent. Emergency services will be performed on-call, on-alert or on standby.
- a. On-Call: Services can be directed when the plane is airborne and supporting City of Las Vegas requirements. The City's DPS Deputy Marshal Sargent will notify the Company of the requirement and the services will be directed to the emergency location. Response will be ten (10) minutes or less, pending airspace authorizations.
  - b. By Priority: Within fifteen (15) minutes of being released by City DPS Deputy Marshall Sargent.
5. **Zoning and Planning Aerial Survey, 3d Modeling and Topographical Mapping (Additional Services):**
- a. Company will provide aerial survey to enhance the planning process, provide clear visuals of proposed project location and adjacent surrounding areas, and provide volumetric calculations, Bathymetrics, 3D modeling and topographical mapping when required.
  - b. Company will assist during project(s) construction by providing Aerial video for compliance monitoring, public safety, project progression and timeline adherence as well as video and photographic documentation.
  - c. Company will survey traffic areas and major construction areas to assist the City with traffic observation and planning.
  - d. Both video and numeric sampling or counts will be utilized to validate the Cities planning of traffic flow, pedestrian flow and overall safety/compliance monitoring.



6. **Aerial video and data support of special events (Scheduled Services):** Company will provide aerial survey of special events through individual task orders. This support will facilitate public safety and pedestrian/vehicle traffic management. Additional event support may be required by the City of Las Vegas. Company will be notified in advance and support will be provided from the total pool of hours authorized under this contract.
7. **Product Generation (Additional Services):** The City of Las Vegas may request various products from the Company. These products include, but are not limited to: raw or produced video, modeling, counts and estimations, thermal or infra-red imagery, mapping, volumetric calculations, still graphics with annotations of Essential Elements of Information (EEIs) previously determined, safety analysis products, damage analysis graphics during emergency events, vehicle/foot traffic follow maps, 360 degree building analysis detailing hazardous or critical elements, and change detection. Any product, once generated is the property of the City. The City may maintain their own copies or arrange for Company to archive and maintain all products accessible via the City's own secured web portal.
8. **Video and data delivery:** All aerial video and data services identified in sections two (2) through seven (7) of this Scope of Work will include near real-time video delivery and access to archived data to a secure website and mobile devices. Raw video and data (when applicable) must also be made available for inject into the City of Las Vegas network architecture in a common internet protocol streaming file type. All video, data captured and distributed, and products generated by the Company while servicing this contract is property of the City of Las Vegas and cannot be used or shared by the Company without prior written consent by the City of Las Vegas. The Company shall maintain video and data for a period of three (3) business days to allow the City of Las Vegas time to ensure it has successfully obtained video and data during data collection sessions that occurred during these time frames. Unless long-term access to archived video and products has been arranged, existing data will be deleted.
9. **Imagery Analysis:** Company shall provide real-time imagery analysis of all video during preplanned, random and emergency data collection. The EEIs will be determined by the City and the Company and may be altered or modified at any time to meet or refine needs. EEIs will be detailed by the City as information needed to fulfill the requirements in sections two (2) through six (6) in the Scope of Work. The Company will notify the appropriate Detention and Enforcement personnel or emergency response personnel, and City Project Manager as appropriate during all data collection sessions. Notifications shall be conducted via telephone for situations that require immediate or urgent response by City Project Manager or first responders. The Company will perform analysis to identify subjects in accordance with sections two (2) through seven (7) of the Scope of Work. Live/Near Real-Time analysis may be requested and posted on a common interface chat program for situational awareness and data collection cohesiveness.
10. **Operations and scheduling:** The City of Las Vegas may specify times or time frames for desired collections. Other collections may be at random as determined by the City. Daily flight hours are established as a guide and may not be adhered to exactly. Company will attempt to meet the daily requirement as both a weekly and

monthly average and will not exceed the total hours per month as set forth in this contract. Weather, special events, incident response, and maintenance are typical items that could cause a daily overage or shortage of hours flown.

11. **Small Unmanned Aerial Systems (sUAS) Operations:** Company will conduct sUAS operations in support of City requirements as outlined in sections two (2) through seven (7) of the Scope of Work and other special requirements as determined in collaboration with the City's Project Manager. Company will employ sUAS in support of smaller events or specific portions of larger events. Due to the special requirements for sUAS operations, these data collection sessions will be accomplished on a preplanned basis when possible or built into any contingency planning so as to have proper coordination accomplished for their usage. Company shall be responsible for coordinating ground and flight operations efforts including data collection planning, and execution. The Company will advise the City's Project Manager of all sUAS operations.
12. **sUAS Training/Consultation (Training):** The Company will provide sUAS training and consultation to the City of Las Vegas. Training will include ground and flight training, sensor operations, video/data collection and distribution, local/state/federal regulatory requirements and insurance matters. Training will be scheduled as needed by the City's Project Manager in collaboration with the Company.

**CLARK COUNTY  
REGIONAL FLOOD CONTROL DISTRICT**

**AGENDA ITEM**

**SUBJECT:**

**PALM HILLS CHANNEL  
AWARD OF BID FOR CONSTRUCTION – HEN12J16**

**RECOMMENDATION SUMMARY**

**STAFF:** Receive the report.

**TECHNICAL ADVISORY:** Receive the report.

**CITIZENS ADVISORY:** Receive the report.

**RFCD AGENDA  
ITEM #11  
DATE: 08/11/16**

CLARK COUNTY  
REGIONAL FLOOD CONTROL DISTRICT  
AGENDA ITEM

**SUBJECT:**  
PALM HILLS CHANNEL

**PETITIONER:**  
CITY OF HENDERSON

**RECOMMENDATION OF PETITIONER:**  
THAT THE REGIONAL FLOOD CONTROL DISTRICT RECEIVE A REPORT ON THE  
RECOMMENDATION OF THE AWARD OF BID FOR THE CONSTRUCTION OF THE  
PALM HILLS CHANNEL – HEN12J16

**FISCAL IMPACT:** None by this action. Funding will be provided as follows:

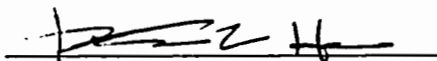
\$ 1,858,636.36 - Funding by Regional Flood Control District

**BACKGROUND:**

On May 12, 2016, bids were opened for the Palm Hills Channel project. This project consists of installing reinforced concrete box culverts, channel transitions, and the associated excavation, grading, backfilling and related items near the Palm Canyon subdivision northwest of the intersection of Mission Drive and Horizon Drive in Henderson, Nevada.

Seven (7) bids were received ranging in cost from \$1,858,636.36 to \$2,834,310.00. The recommended best bid is to Target Construction in the amount of \$1,858,636.36, which is 28.4% lower than the engineer's estimate of \$2,598,738.00 presented to the District Board in April 2016. The Interlocal Contract dated April 14, 2016 between the District and City of Henderson allocates \$2,598,738.00 for construction of this project. A Cash Flow Projection, estimated construction schedule, and a tabulation of bids including the engineer's estimate are attached.

Respectfully submitted,



Robert C. Herr, P.E.  
Director, Public Works, Parks and Recreation  
City of Henderson

TAC AGENDA ITEM # 08 Date: 07/28/16	RFCD AGENDA ITEM # 11 Date: 08/11/16
CAC AGENDA ITEM # 08 Date: 08/01/16	

Regional Flood Control District  
AGENDA ITEM DEVELOPMENT

<b>Staff Discussion:</b>	Date: 07/18/16
<p><b>PALM HILLS CHANNEL</b> <b>AWARD OF BID FOR CONSTRUCTION – HEN12J16</b></p> <p>On May 12, 2016, bids were opened for the project. Seven bids were received ranging from \$1,858,636.36 to \$2,834,310.00. The recommended best bid is to Target Construction in the amount of \$1,858,636.36, or 28.4% lower than the engineer's estimate of \$2,598,738.00, presented to the District Board in April 2016.</p> <p>The interlocal contract dated April 14, 2016, between the District and the City allocates \$2,598,738.00 for construction of this project.</p> <p>A cash flow projection, estimated construction schedule, and a tabulation of bids are attached.</p>	
<b>Staff Recommendation:</b>  Receive the report.	
<b>Discussion by Technical Advisory Committee:</b>	AGENDA #08 Date: 07/28/16
<b>Recommendation:</b>  Receive the report.	
<b>Discussion by Citizens Advisory Committee:</b>	AGENDA #08 Date: 08/01/16
<b>Recommendation:</b>  Receive the report.	

**Bid Tabulation**  
**Palm Hills Channel**

Item No.	Description	Quantity	Unit	Engineer's Estimate		Apparent Low Bidder Target Construction		Harber Company		Las Vegas Paving		TAB Contractors		Meadow Valley Contractors		Tand, Inc.		Capriatti Construction Corp	
				Unit Price	Total	Calculated Unit Price	Total	Calculated Unit Price	Total	Calculated Unit Price	Total	Calculated Unit Price	Total	Calculated Unit Price	Total	Calculated Unit Price	Total	Calculated Unit Price	Total
105.01	CONSTRUCTION STAKING	1	LS	\$50,000.00	\$50,000.00	\$40,250.00	\$40,250.00	\$13,000.00	\$13,000.00	\$17,000.00	\$17,000.00	\$18,000.00	\$18,000.00	\$12,000.00	\$12,000.00	\$15,000.00	\$15,000.00	\$15,000.00	\$15,000.00
107.01	TRAFFIC CONTROL	1	LS	\$125,000.00	\$125,000.00	\$2,300.00	\$2,300.00	\$2,500.00	\$2,500.00	\$24,000.00	\$24,000.00	\$17,000.00	\$17,000.00	\$10,000.00	\$10,000.00	\$18,500.00	\$18,500.00	\$60,000.00	\$60,000.00
109.01	CONSTRUCTION CONFLICTS AND CONTINGENCIES	1	LS	\$100,000.00	\$100,000.00	\$100,000.00	\$100,000.00	\$100,000.00	\$100,000.00	\$100,000.00	\$100,000.00	\$100,000.00	\$100,000.00	\$100,000.00	\$100,000.00	\$100,000.00	\$100,000.00	\$100,000.00	\$100,000.00
200.01	MOBILIZATION	1	LS	\$150,000.00	\$150,000.00	\$130,420.00	\$130,420.00	\$80,000.00	\$80,000.00	\$120,000.00	\$120,000.00	\$175,000.00	\$175,000.00	\$195,000.00	\$195,000.00	\$300,000.00	\$300,000.00	\$125,000.00	\$125,000.00
200.02	PROJECT SIGN	2	EA	\$1,300.00	\$2,600.00	\$690.00	\$1,380.00	\$580.00	\$1,160.00	\$1,000.00	\$2,000.00	\$2,100.00	\$4,200.00	\$750.00	\$1,500.00	\$500.00	\$1,000.00	\$572.50	\$1,145.00
201.01	CLEARING AND GRUBBING	2	ACRE	\$2,500.00	\$4,000.00	\$4,022.82	\$6,436.51	\$10,000.00	\$16,000.00	\$8,200.00	\$13,120.00	\$20,000.00	\$32,000.00	\$5,600.00	\$8,960.00	\$7,500.00	\$12,000.00	\$3,290.63	\$5,265.00
202.01	REMOVE REINFORCED CONCRETE WALL	985	SF	\$6.00	\$5,907.90	\$3.29	\$3,240.65	\$6.00	\$5,910.00	\$25.01	\$24,625.00	\$11.00	\$10,835.00	\$6.00	\$5,910.00	\$18.01	\$17,730.00	\$5.59	\$5,500.00
202.02	REMOVE REINFORCED CONCRETE SLAB	1,812	SF	\$8.00	\$14,497.60	\$5.10	\$9,240.00	\$7.00	\$12,684.00	\$26.00	\$47,112.00	\$10.00	\$18,120.00	\$6.50	\$11,778.00	\$4.00	\$7,248.00	\$2.92	\$5,300.00
202.03	REMOVE BLOCK WALL	146	LF	\$90.00	\$13,140.00	\$32.81	\$4,790.26	\$45.00	\$6,570.00	\$70.00	\$10,220.00	\$35.00	\$5,110.00	\$14.00	\$2,044.00	\$92.00	\$13,432.00	\$12.33	\$1,800.00
202.04	REMOVE POST AND CABLE FENCE	104	LF	\$5.00	\$520.00	\$7.02	\$730.08	\$15.00	\$1,560.00	\$6.00	\$624.00	\$6.00	\$624.00	\$11.50	\$1,196.00	\$17.00	\$1,768.00	\$11.54	\$1,200.00
202.05	REMOVE RIPRAP (GROUTED AND UNGROUTED)	291	SY	\$15.00	\$4,365.00	\$42.13	\$12,259.83	\$45.00	\$13,095.00	\$45.00	\$13,095.00	\$5.00	\$1,455.00	\$12.00	\$3,492.00	\$82.00	\$23,862.00	\$13.40	\$3,900.00
202.06	REMOVE AND REPLACE LANDSCAPING	1	LS	\$15,000.00	\$15,000.00	\$5,750.00	\$5,750.00	\$250.00	\$250.00	\$48,000.00	\$48,000.00	\$23,000.00	\$23,000.00	\$14,000.00	\$14,000.00	\$18,000.00	\$18,000.00	\$30,000.00	\$30,000.00
202.07	REMOVE AND SALVAGE NATIVE ROCK	1	LS	\$10,000.00	\$10,000.00	\$11,500.00	\$11,500.00	\$40,000.00	\$40,000.00	\$9,720.00	\$9,720.00	\$5,000.00	\$5,000.00	\$15,000.00	\$15,000.00	\$18,000.00	\$18,000.00	\$60,000.00	\$60,000.00
203.01	EXCAVATION	1,200	CY	\$10.00	\$12,000.00	\$40.31	\$48,372.00	\$40.00	\$48,000.00	\$36.00	\$43,200.00	\$60.00	\$72,000.00	\$32.00	\$38,400.00	\$78.00	\$93,600.00	\$116.67	\$140,000.00
203.02	GRANULAR BACKFILL	9,000	CY	\$20.00	\$180,000.00	\$30.59	\$275,310.00	\$42.00	\$378,000.00	\$34.00	\$306,000.00	\$32.00	\$288,000.00	\$60.00	\$540,000.00	\$59.00	\$531,000.00	\$43.11	\$388,000.00
203.03	CLSM CLASS II FOR SUBGRADE	150	CY	\$150.00	\$22,500.00	\$183.71	\$27,556.50	\$200.00	\$30,000.00	\$195.00	\$29,250.00	\$150.00	\$22,500.00	\$200.00	\$30,000.00	\$155.00	\$23,250.00	\$253.33	\$38,000.00
203.04	4-INCH THICK DECOMPOSED GRANITE (TRAIL)	103	SY	\$9.00	\$927.00	\$37.38	\$3,850.14	\$30.00	\$3,090.00	\$110.00	\$11,330.00	\$30.00	\$3,090.00	\$31.00	\$3,193.00	\$75.00	\$7,225.00	\$29.13	\$3,000.00
212.01	NATIVE ROCK PLACEMENT	5,000	SY	\$5.00	\$25,000.00	\$6.33	\$31,650.00	\$8.00	\$40,000.00	\$3.00	\$15,000.00	\$1.50	\$7,500.00	\$5.00	\$25,000.00	\$10.00	\$50,000.00	\$5.40	\$27,000.00
212.02	DESERT VARNISH RESTORATION	7,500	SY	\$2.00	\$15,000.00	\$1.27	\$9,525.00	\$1.50	\$11,250.00	\$1.50	\$11,250.00	\$1.00	\$7,500.00	\$1.60	\$12,000.00	\$2.00	\$15,000.00	\$3.92	\$29,400.00
502.01	8-FOOT X 6-FOOT REINFORCED CONCRETE BOX	592	LF	\$800.00	\$473,600.00	\$517.30	\$306,241.60	\$645.00	\$381,840.00	\$650.00	\$384,800.00	\$610.00	\$361,120.00	\$720.00	\$426,240.00	\$645.00	\$381,840.00	\$867.40	\$513,500.00
502.02	10-FOOT X 6-FOOT REINFORCED CONCRETE BOX	801	LF	\$1,000.00	\$801,000.00	\$592.61	\$474,680.61	\$784.00	\$627,984.00	\$720.00	\$576,720.00	\$730.00	\$584,730.00	\$875.00	\$700,875.00	\$735.00	\$588,735.00	\$998.75	\$800,000.00
502.03	12-FOOT X 6-FOOT REINFORCED CONCRETE BOX	20	LF	\$1,300.00	\$26,000.00	\$1,099.00	\$21,980.00	\$1,100.00	\$22,000.00	\$1,390.00	\$27,800.00	\$1,350.00	\$27,000.00	\$1,320.00	\$26,400.00	\$1,750.00	\$35,000.00	\$1,150.00	\$23,000.00
502.04	12-FOOT X 6.5-FOOT RECTANGULAR CONCRETE CHANNEL	55	LF	\$800.00	\$44,000.00	\$490.53	\$26,979.15	\$720.00	\$39,600.00	\$820.00	\$45,100.00	\$870.00	\$47,850.00	\$885.00	\$48,675.00	\$925.00	\$50,875.00	\$745.45	\$41,000.00
502.05	TRANSITION STRUCTURE "PH" 11+85.82 TO "PH" 12+45.82	1	LS	\$70,000.00	\$70,000.00	\$52,537.03	\$52,537.03	\$49,000.00	\$49,000.00	\$52,500.00	\$52,500.00	\$62,000.00	\$62,000.00	\$60,000.00	\$60,000.00	\$55,000.00	\$55,000.00	\$52,000.00	\$52,000.00
502.06	WALL HEIGHT TRANSITION STRUCTURE "PH" 12+90.00 TO "PH" 13+00.00	1	LS	\$10,000.00	\$10,000.00	\$3,186.51	\$3,186.51	\$2,600.00	\$2,600.00	\$10,000.00	\$10,000.00	\$11,000.00	\$11,000.00	\$7,000.00	\$7,000.00	\$25,000.00	\$25,000.00	\$3,500.00	\$3,500.00
502.07	RCB TRANSITION STRUCTURE "PH" 13+20.00 TO "PH" 14+00.00	1	LS	\$88,000.00	\$88,000.00	\$74,298.04	\$74,298.04	\$72,000.00	\$72,000.00	\$75,000.00	\$75,000.00	\$87,000.00	\$87,000.00	\$88,000.00	\$88,000.00	\$75,000.00	\$75,000.00	\$77,000.00	\$77,000.00
502.08	RCB TRANSITION STRUCTURE "PH" 19+92.00 TO "PH" 20+00+00	1	LS	\$10,000.00	\$10,000.00	\$8,769.02	\$8,769.02	\$8,000.00	\$8,000.00	\$11,000.00	\$11,000.00	\$15,000.00	\$15,000.00	\$13,000.00	\$13,000.00	\$15,000.00	\$15,000.00	\$9,000.00	\$9,000.00
502.09	60" RCP HEADWALL	1	LS	\$10,000.00	\$10,000.00	\$13,026.00	\$13,026.00	\$10,000.00	\$10,000.00	\$12,500.00	\$12,500.00	\$11,500.00	\$11,500.00	\$10,000.00	\$10,000.00	\$14,000.00	\$14,000.00	\$10,900.00	\$10,900.00
502.10	10-FOOT X 6-FOOT RCB HEADWALL	1	LS	\$15,000.00	\$15,000.00	\$16,709.25	\$16,709.25	\$16,000.00	\$16,000.00	\$18,800.00	\$18,800.00	\$17,000.00	\$17,000.00	\$16,000.00	\$16,000.00	\$22,000.00	\$22,000.00	\$19,000.00	\$19,000.00
502.11	CMU WALL	93	LF	\$130.00	\$12,090.00	\$40.25	\$3,743.25	\$230.00	\$21,390.00	\$140.00	\$13,020.00	\$450.00	\$41,850.00	\$48.00	\$4,464.00	\$350.00	\$32,550.00	\$274.19	\$25,500.00
502.12	CMU RETAINING WALL	54	LF	\$180.00	\$9,720.00	\$63.25	\$3,415.50	\$320.00	\$17,280.00	\$240.00	\$12,960.00	\$600.00	\$32,400.00	\$128.00	\$6,912.00	\$475.00	\$25,650.00	\$685.19	\$37,000.00
603.01	18-INCH REINFORCED CONCRETE PIPE (CLASS III)	13	LF	\$125.00	\$1,625.00	\$186.19	\$2,420.47	\$300.00	\$3,900.00	\$400.00	\$5,200.00	\$365.00	\$4,745.00	\$305.00	\$3,965.00	\$475.00	\$6,175.00	\$223.08	\$2,900.00
603.01	36-INCH REINFORCED CONCRETE PIPE (CLASS III)	16	LF	\$170.00	\$2,711.50	\$214.38	\$3,419.36	\$902.82	\$14,400.00	\$351.10	\$5,600.00	\$927.90	\$14,800.00	\$326.02	\$5,200.00	\$481.50	\$7,680.00	\$294.67	\$4,700.00
603.02	60-INCH REINFORCED CONCRETE PIPE (CLASS III)	79	LF	\$360.00	\$28,440.00	\$290.56	\$22,954.24	\$425.00	\$33,575.00	\$325.00	\$25,675.00	\$465.00	\$36,735.00	\$325.00	\$33,970.00	\$725.00	\$57,275.00	\$493.67	\$39,000.00
609.01	TYPE 8 DROP INLET	2	EA	\$22,000.00	\$44,000.00	\$9,163.20	\$18,326.40	\$7,000.00	\$14,000.00	\$8,000.00	\$16,000.00	\$6,500.00	\$13,000.00	\$10,000.00	\$20,000.00	\$12,000.00	\$24,000.00	\$12,000.00	\$24,000.00
609.02	48-INCH TYPE 1A STORM DRAIN MANHOLE RISER	3	EA	\$6,000.00	\$18,000.00	\$1,885.23	\$5,655.69	\$3,000.00	\$9,000.00	\$3,300.00	\$9,900.00	\$2,500.00	\$7,500.00	\$3,500.00	\$10,500.00	\$1,900.00	\$5,700.00	\$5,166.67	\$15,500.00
610.02	RIPRAP - D50=12-INCH	260	CY	\$80.00	\$20,800.00	\$74.75	\$19,435.00	\$90.00	\$23,400.00	\$65.00	\$16,900.00	\$75.00	\$19,500.00	\$100.00	\$26,000.00	\$115.00	\$29,900.00	\$21.15	\$5,500.00
616.01	PEDESTRIAN RAIL TYPE R	54	LF	\$500.00	\$27,000.00	\$25.30	\$1,366.20	\$170.00	\$9,180.00	\$200.00	\$10,800.00	\$215.00	\$11,610.00	\$172.00	\$9,288.00	\$200.00	\$10,800.00	\$174.07	\$9,400.00
616.02	POST AND CABLE FENCE	105	LF	\$12.00	\$1,260.00	\$50.20	\$5,271.00	\$32.00	\$3,360.00	\$115.00	\$12,075.00	\$150.00	\$15,750.00	\$29.00	\$3,045.00	\$60.00	\$6,300.00	\$29.52	\$3,100.00
616.03	POST AND CABLE BARRIER FENCE	149	LF	\$16.00	\$2,384.00	\$100.54	\$14,980.46	\$90.00	\$13,410.00	\$155.00	\$23,095.00	\$175.00	\$26,075.00	\$93.00	\$13,857.00	\$95.00	\$14,155.00	\$93.96	\$14,000.00
616.04	RELOCATE EXISTING GATE	1	EA	\$2,000.00	\$2,000.00	\$1,955.00	\$1,955.00	\$1,100.00	\$1,100.00	\$700.00	\$700.00	\$2,200.00	\$2,200.00	\$1,200.00	\$1,200.00	\$1,850.00	\$1,850.00	\$1,150.00	\$1,150.00
616.05	12-FOOT WIDE DOUBLE SWING GATE	1	EA	\$1,500.00	\$1,500.00	\$2,133.25	\$2,133.25	\$1,100.00	\$1,100.00	\$1,400.00	\$1,400.00	\$3,500.00	\$3,500.00	\$1,200.00	\$1,200.00	\$2,000.00	\$2,000.00	\$1,150.00	\$1,150.00
637.01	DUST CONTROL	1	LS	\$30,000.00	\$30,000.00	\$12,537.36	\$12,537.36	\$10,000.00	\$10,000.00	\$55,000.00	\$55,000.00	\$21,000.00	\$21,000.00	\$15,000.00	\$15,000.00	\$30,000.00	\$30,000.00	\$6,500.00	\$6,500.00
637.02	DUST PALLIATIVE	2	ACRE	\$2,500.00	\$4,000.00	\$862.50	\$1,380.00	\$5,000.00	\$8,000.00	\$2,700.00	\$4,320.00	\$3,500.00	\$5,600.00	\$3,000.00	\$4,800.00	\$3,000.00	\$4,800.00	\$4,687.50	\$7,500.00
637.03	STORM WATER POLLUTION CONTROL	1	LS	\$6,000.00	\$6,000.00	\$16,675.00	\$16,675.00	\$10,000.00	\$10,000.00	\$7,000.00	\$7,000.00	\$5,700.00	\$5,700.00	\$9,800.00	\$9,800.00	\$7,000.00	\$7,000.00	\$49,000.00	\$49,000.00
Total =				\$2,509,588.00		Total = As Bid =	\$1,858,636.36 \$1,834,638.44	Total =	\$2,225,188.00	Total = As Bid =	\$2,225,188.00	Total =	\$2,279,411.00	Total = As Bid =	\$2,279,411.00	Total =	\$2,297,099.00	Total = As Bid =	\$2,297,099.00

# **EXHIBIT "C"** **Cash Flow Projection**

Today's Date: July 11, 2016

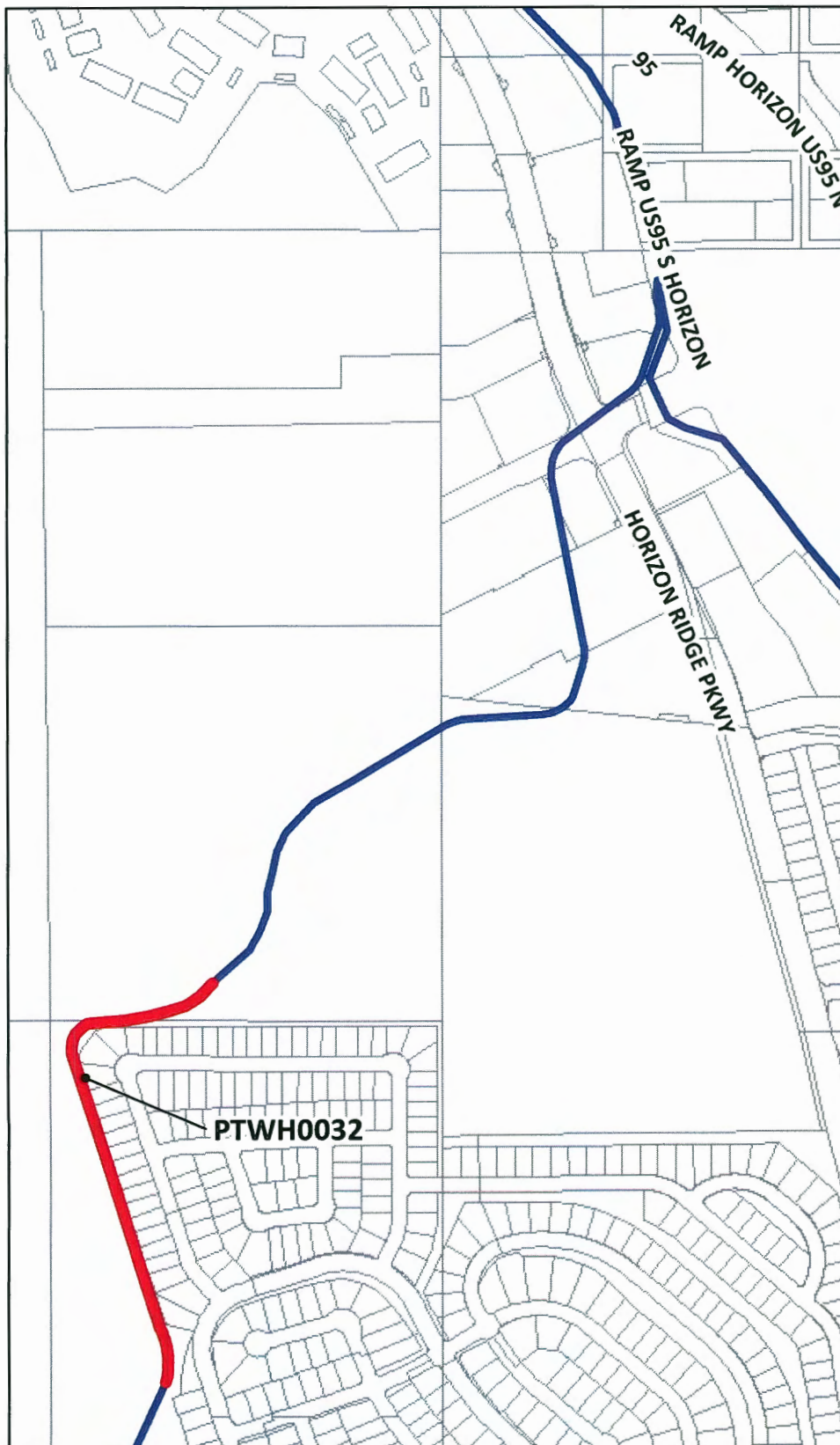
Project Number: HEN12J16  
Project Name: Palm Hills Channel  
Project Type: Channel  
ILC Amount: \$2,830,880.00  
Original

Construction Schedule			
Milestone	Estimate	Revised	Actual
Award of Bid	Jun-01-2016	Jul-19-2016	
Const. Start	Aug-01-2016	Oct-03-2016	
Const. Complete	Apr-30-2017	Jun-30-2017	
Project Duration	9 months	9 months	

Billing Month	Original Estimate		Actual		Variance		Revised Estimate	
	\$	%	\$	%	\$	%	\$	%
Aug-2016	\$141,544.00	5.00%						
Sep-2016	\$283,088.00	10.00%						
Oct-2016	\$283,088.00	10.00%					\$141,544.00	5.00%
Nov-2016	\$424,632.00	15.00%					\$283,088.00	10.00%
Dec-2016	\$566,176.00	20.00%					\$283,088.00	10.00%
Jan-2017	\$424,632.00	15.00%					\$424,632.00	15.00%
Feb-2017	\$283,088.00	10.00%					\$566,176.00	20.00%
Mar-2017	\$283,088.00	10.00%					\$424,632.00	15.00%
Apr-2017	\$141,544.00	5.00%					\$283,088.00	10.00%
May-2017							\$283,088.00	10.00%
Jun-2017							\$141,544.00	5.00%

<b>Total</b>	<b>\$2,830,880.00</b>	<b>100.00%</b>	<b>\$0.00</b>	<b>0.00%</b>	<b>\$0.00</b>	<b>0.00%</b>	<b>\$2,830,880.00</b>	<b>100.00%</b>
--------------	-----------------------	----------------	---------------	--------------	---------------	--------------	-----------------------	----------------





PUBLIC WORKS  
DEPARTMENT



City of Henderson  
REGIONAL FLOOD  
CONTROL DISTRICT

EXHIBIT A



### Legend

- Proposed Facility
- MPU Regional Facility
- COH Right of Way



This map is offered as a general reference guide only. Neither warranty of accuracy is intended nor should any be assumed.

MAP NAME:

EXHIBIT A

AUTHOR: DATE:

D.C.T. 03/21/2016

FILE:

P:\workareas\pworks\FloodControl\ExhibitA\mxds\HEN12J16.mxd

**EXHIBIT A** PITTMAN WASH HORIZON TO  
PALM HILLS CHANNEL (HEN12J16)



**CLARK COUNTY  
REGIONAL FLOOD CONTROL DISTRICT**

**AGENDA ITEM**

**SUBJECT:**

**TROPICANA WASH AT SWENSON STREET  
FIFTH SUPPLEMENTAL INTERLOCAL CONTRACT – CLA10D07**

**RECOMMENDATION SUMMARY**

**STAFF:** Approve subject to approval of the Ten Year Construction Program Amendment item on this agenda.

**TECHNICAL ADVISORY:** Approve subject to approval of the Ten Year Construction Program Amendment item on this agenda.

**CITIZENS ADVISORY:** Approve subject to approval of the Ten Year Construction Program Amendment item on this agenda.

**RFCD AGENDA  
ITEM #12  
DATE: 08/11/16**

**CLARK COUNTY  
REGIONAL FLOOD CONTROL DISTRICT**

**AGENDA ITEM**

**SUBJECT:**

TROPICANA WASH AT SWENSON STREET

**PETITIONER:**

DENIS CEDERBURG, DIRECTOR OF PUBLIC WORKS

**RECOMMENDATION OF PETITIONER:**

THAT THE REGIONAL FLOOD CONTROL DISTRICT APPROVE SUPPLEMENTAL NO. 5 TO THE INTERLOCAL CONTRACT FOR DESIGN TO INCREASE FUNDING FOR TROPICANA WASH AT SWENSON STREET - CLA10D07 (FOR POSSIBLE ACTION)


**FISCAL IMPACT:**

	<u>CURRENT</u>	<u>REVISED</u>	<u>FISCAL IMPACT</u>
Design	\$ 785,500.00	\$ 841,300.00	\$ 55,800.00
Right-of-Way	\$ 105,000.00	\$ 104,900.00	\$ (100.00)
Environmental Mitigation	\$ 226,000.00	\$ 220,900.00	\$ (5,100.00)
CLOMR/LOMR	<u>\$ 92,500.00</u>	<u>\$ 86,800.00</u>	<u>\$ (5,700.00)</u>
Total ILC Value	\$ 1,209,000.00	\$ 1,253,900.00	\$ 44,900.00

**BACKGROUND:**

On August 9, 2007, the Regional Flood Control District entered into an interlocal contract with Clark County to provide funds for design engineering, right-of-way, and environmental mitigation for the subject project. Supplemental No. 1 dated February 14, 2008 increased design engineering, right-of-way, and environmental mitigation funds. Supplemental No. 2 dated January 8, 2009 increased design engineering, right-of-way, and environmental mitigation funds, and added a line item for a CLOMR/LOMR. Supplemental No. 3 dated February 11, 2010 increased right-of-way and environmental mitigation funds and extended the project completion date. Supplemental No. 4 dated June 11, 2015 increased CLOMR and right-of-way funds. At this time, the County desires to pay final in-house labor, reconcile, and close the project.

Respectfully submitted,

  
DENIS CEDERBURG  
Director of Public Works  
DC:CB

<b>TAC AGENDA</b> <b>ITEM # 10</b> <b>Date: 07.28.16</b>	<b>RFCD AGENDA</b> <b>ITEM # 12</b> <b>Date: 08.11.16</b>
<b>CAC AGENDA</b> <b>ITEM # 10</b> <b>Date: 08.01.16</b>	

Regional Flood Control District  
AGENDA ITEM DEVELOPMENT

**Staff Discussion:**

Date: 07/18/16

**TROPICANA WASH AT SWENSON STREET  
FIFTH SUPPLEMENTAL INTERLOCAL CONTRACT – CLA10D07**

Clark County has submitted a request to approve a fifth supplemental interlocal contract for design engineering, right-of-way, environmental mitigation and a CLOMR/LOMR to increase funding in the amount of \$44,900 for the Tropicana Wash at Swenson Street project.

Additional funding is needed to pay final in-house labor costs, reconcile and close the project. District funding will be provided as follows:

	Current Funding	Increase/Decrease	Proposed Funding
Design Engineering	\$ 785,500	\$55,800	\$841,300
Right-of-Way	\$ 105,000	(\$ 100)	\$104,900
Environmental Mitigation	\$ 226,000	(\$5,100)	\$220,900
CLOMR/LOMR	\$ 92,500	(\$5,700)	\$86,800
Total ILC Value	\$1,209,000	\$44,900	\$1,253,900

The District Attorney has reviewed the contract.

**Staff Recommendation:**

Approve subject to approval of the Ten Year Construction Program Amendment item on this agenda.

**Discussion by Technical Advisory Committee:**

AGENDA  
#10 Date: 07/28/16

**Recommendation:**

Approve subject to approval of the Ten Year Construction Program Amendment item on this agenda.

**Discussion by Citizens Advisory Committee:**

AGENDA  
#10 Date: 08/01/16

**Recommendation:**

Approve subject to approval of the Ten Year Construction Program Amendment item on this agenda.

**SUPPLEMENTAL NO. 5 TO THE INTERLOCAL CONTRACT FOR  
TROPICANA WASH AT SWENSON STREET**

**THIS SUPPLEMENTAL INTERLOCAL CONTRACT**, made and entered into this \_\_\_\_\_ day of \_\_\_\_\_, 2016, by and between the Clark County Regional Flood Control District, hereinafter referred to as "DISTRICT", and the County of Clark, hereinafter referred to as "COUNTY".

**W I T N E S S E T H**

**WHEREAS**, pursuant to Chapter 543 of the Nevada Revised Statutes, the DISTRICT may approve a project to design and construct flood control improvements; and

**WHEREAS**, the flood control improvements proposed herein are generally described in the 2002 Master Plan Update, Structure No. TRWA 0018 through 0040, and

**WHEREAS**, the flood control improvements proposed herein are generally identified in the 2008 Master Plan Update, Structures No. TRWA 0019, 0034, and 0041, and

**WHEREAS**, the flood control improvements proposed herein are generally identified in the 2013 Master Plan Update, Structures No. TRWA 0017, 0019, 0034, and 0041, hereinafter referred to as "Project"; and

**WHEREAS**, the Project is identified and shown on the attached Exhibit "A"; and

**WHEREAS**, the Project has been approved by the DISTRICT on its annual Ten Year Construction Program; and

**WHEREAS**, the DISTRICT approved an interlocal contract to provide funds for design, right-of-way acquisition, environmental mitigation, and a CLOMR/LOMR for the Project; and,

**WHEREAS**, it is necessary to increase design engineering for the Project; and,

**WHEREAS**, the Project has regional flood control significance and is located in the same hydrographic area as the Las Vegas Valley.

**NOW, THEREFORE**, in consideration of the covenants, conditions, contracts, and promises of the parties hereto, the DISTRICT and the COUNTY agree to supplement the Interlocal Contract approved August 9, 2007; and supplemental interlocal contracts approved February 14, 2008, January 8, 2009, February 11, 2010, and June 11, 2015, as follows:

The DISTRICT agrees to fund Project costs within the limits specified below:

- [illegible]



The remainder of the original Interlocal Contract and supplemental Interlocal Contracts remain unchanged.

IN WITNESS WHEREOF, this Supplemental No. 5 to the Interlocal Contract is hereby executed as of the date first set forth above.

Date of Commission Action: CLARK COUNTY BOARD OF COMMISSIONERS

\_\_\_\_\_  
By: \_\_\_\_\_  
STEVE SISOLAK  
Chairman

Attest:

\_\_\_\_\_  
LYNN MARIE GOYA  
County Clerk

\*\*\*\*\*

Date of District Action: REGIONAL FLOOD CONTROL DISTRICT

\_\_\_\_\_  
By: \_\_\_\_\_  
LAWRENCE L. BROWN, III, Chairman


Attest:

\_\_\_\_\_  
DEANNA HUGHES  
Secretary to the Board

Approved as to Form:

\_\_\_\_\_  
CHRISTOPHER FIGGINS  
Chief Deputy District Attorney





**Exhibit A**



**Project Number: CLA10D07**

**Tropicana Wash at Swenson Street**

**CLARK COUNTY PUBLIC WORKS**

**SCALE: NOT TO SCALE**

**DATE: 10-17-11**

**SHEET NUMBER: 1 OF 1**



**CLARK COUNTY  
REGIONAL FLOOD CONTROL DISTRICT**

**AGENDA ITEM**

**SUBJECT:**

**CENTER STREET STORM DRAIN  
FIRST SUPPLEMENTAL INTERLOCAL CONTRACT – HEN23B16**

**RECOMMENDATION SUMMARY**

**STAFF:** Approve subject to approval of the Ten Year Construction Program Amendment item on this agenda.

**TECHNICAL ADVISORY:** Approve subject to approval of the Ten Year Construction Program Amendment item on this agenda.

**CITIZENS ADVISORY:** Approve subject to approval of the Ten Year Construction Program Amendment item on this agenda.

**RFCD AGENDA  
ITEM #13  
DATE: 08/11/16**



CLARK COUNTY  
REGIONAL FLOOD CONTROL DISTRICT  
AGENDA ITEM

**SUBJECT:**  
CENTER STREET STORM DRAIN

**PETITIONER:**  
CITY OF HENDERSON

**RECOMMENDATION OF PETITIONER:**  
THAT THE REGIONAL FLOOD CONTROL DISTRICT APPROVE THE FIRST SUPPLEMENTAL INTERLOCAL CONTRACT FOR CONSTRUCTION TO INCREASE FUNDING AND EXTEND THE PROJECT COMPLETION DATE FOR THE CENTER STREET STORM DRAIN- HEN23B16 (FOR POSSIBLE ACTION)

**FISCAL IMPACT:**


	Current Funding	Increase	Proposed Funding
Construction	\$8,575,400.00	\$435,186.25	\$9,010,586.25
Construction Engineering	\$ 686,000.00	\$34,848.90	\$ 720,848.90
Total ILC Value	\$9,261,400.00	\$470,035.15	\$9,731,435.15

**BACKGROUND:**

The District entered into an Interlocal Contract with the City of Henderson on March 10, 2016 to fund construction and construction engineering for the Center Street Storm Drain project. The City has opened bids for this project and the District's portion of the bid is more than estimated.

This first supplemental interlocal contract will increase construction and construction engineering and extend the project completion date from June 30, 2017 to June 30, 2018.

Respectfully submitted,



Robert C. Herr, P.E.  
Director, Public Works, Parks & Recreation  
City of Henderson

TAC AGENDA ITEM # 11 Date: 07/28/16	RFCD AGENDA ITEM # 13 Date: 08/11/16
CAC AGENDA ITEM # 11 Date: 08/01/16	

Regional Flood Control District  
AGENDA ITEM DEVELOPMENT

**Staff Discussion:**

Date: 07/18/16

**CENTER STREET STORM DRAIN  
FIRST SUPPLEMENTAL INTERLOCAL CONTRACT – HEN23B16**

The City of Henderson has submitted a request to approve a first supplemental interlocal contract for construction and construction engineering to increase funding in the amount of \$470,035.15 and extend the project completion date from June 30, 2017 to June 30, 2018 for the Center Street Storm Drain project.

The City opened bids and the District's portion of the bid is more than estimated. District funding will be provided as follows:

	Current Funding	Increase/Decrease	Proposed Funding
Construction	\$8,575,400.00	\$435,186.25	\$9,010,586.25
Construction Engineering	\$ 686,000.00	\$ 34,848.90	\$ 720,848.90
Total ILC Value	\$9,261,400.00	\$470,035.15	\$9,731,435.15

The District Attorney has reviewed the contract.

**Staff Recommendation:**

Approve subject to approval of the Ten Year Construction Program Amendment item on this agenda.

**Discussion by Technical Advisory Committee:**

AGENDA  
#11 Date: 07/28/16

**Recommendation:**

Approve subject to approval of the Ten Year Construction Program Amendment item on this agenda.

**Discussion by Citizens Advisory Committee:**

AGENDA  
#11 Date: 08/01/16

**Recommendation:**

Approve subject to approval of the Ten Year Construction Program Amendment item on this agenda.

FIRST SUPPLEMENTAL INTERLOCAL CONTRACT

CENTER STREET STORM DRAIN

THIS FIRST SUPPLEMENTAL INTERLOCAL CONTRACT made and entered into as of the \_\_\_\_\_ day of \_\_\_\_\_, 2016, by and between the Clark County Regional Flood Control District hereinafter referred to as "DISTRICT" and City of Henderson, hereinafter referred to as "CITY".

**W I T N E S S E T H**

**WHEREAS**, pursuant to Chapter 543 of the Nevada Revised Statutes, the DISTRICT may approve a project to design and construct flood control improvements, and;

**WHEREAS**, the flood control improvements proposed herein are the same as those generally identified in the 2013 Master Plan Update Structure No. C1CT 0000, 0021, 0036, 0048 and 0075, and C1LM 0095 hereinafter referred to as "PROJECT"; and

**WHEREAS**, the PROJECT is identified and shown on the attached Exhibit "A"; and

**WHEREAS**, the PROJECT has been approved by the DISTRICT on its Ten Year Construction Program; and

**WHEREAS**, an Interlocal Contract dated March 10, 2016 was entered into between the DISTRICT and the CITY for construction of the project; and

**WHEREAS**, the CITY wishes to increase funding for construction and construction engineering and extend the project completion date; and

**WHEREAS**, the PROJECT has regional flood control significance and is located in the same hydrographic area as the CITY, and the COUNTY OF CLARK.

NOW, THEREFORE, in consideration of the covenants, conditions, contracts, and promises of the parties hereto, the DISTRICT and the CITY agree to the following:

**SECTION II - PROJECT COSTS, shall be revised to read as follows:**

The DISTRICT agrees to fund project costs within the limits specified below:

1. The construction engineering costs shall not exceed \$720,848.90.
2. Construction costs shall not exceed \$9,010,586.25.
3. The total cost of this Contract shall not exceed \$9,731,435.15 which includes all the items described in paragraphs above.
4. If at any time during the term of this contract the entity determines that a portion of the funds provided pursuant to this Contract will not be needed for the project, then the entity will notify the District in writing of the amount of funds that are not anticipated to be used for the project. Upon receipt of said notification the District's obligation to pay the maximum amount set forth herein will automatically be reduced by the amount specified in the notification.
5. A written request must be made to the DISTRICT and approved by the Board to reallocate funds between phases of the project. No other approval by the Lead Entity is required.
6. A written request must be made to the DISTRICT and a Supplemental Interlocal Contract approved by the Board to increase the total cost of the contract noted above prior to payment of any additional funds.

**SECTION III -- GENERAL, paragraph 15 shall be revised to read as follows:**

15. The items covered in SECTION II - PROJECT COSTS must be completed to the satisfaction of the DISTRICT prior to June 30, 2018. The DISTRICT may, at any



time thereafter, grant extensions or terminate this CONTRACT after thirty (30)  
days notice.

Date of District Action:

REGIONAL FLOOD CONTROL DISTRICT

ATTEST:

BY: \_\_\_\_\_  
LAWRENCE L. BROWN III, Chairman

\_\_\_\_\_  
DEANNA HUGHES  
Secretary to the Board

Approved as to Form:

BY: \_\_\_\_\_  
CHRISTOPHER FIGGINS  
Chief Deputy District Attorney

\*\*\*\*\*

Date of Council Action:

CITY OF HENDERSON

ATTEST:

BY: \_\_\_\_\_  
ROBERT A. MURNANE  
City Manager

\_\_\_\_\_  
SABRINA MERCADANTE, MMC  
City Clerk

Approved as to Legality and Form:

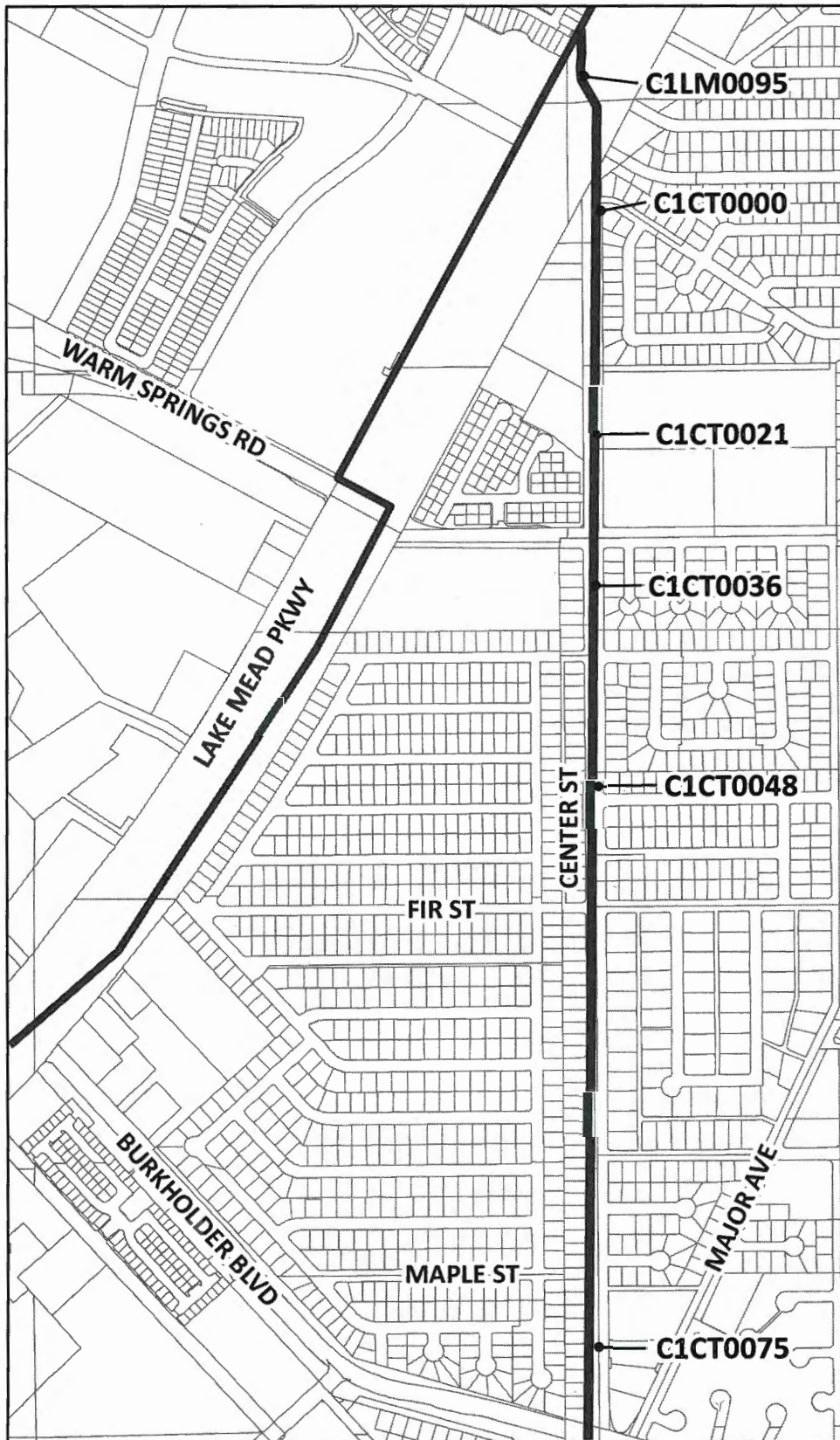
Approved as to Finance:

BY: \_\_\_\_\_  
JOSH REID, City Attorney

BY: \_\_\_\_\_  
RICHARD A. DERRICK  
Chief Financial Officer

Approved as to Content:

BY: \_\_\_\_\_  
ROBERT C. HERR, P.E.  
Director, Public Works, Parks and Recreation

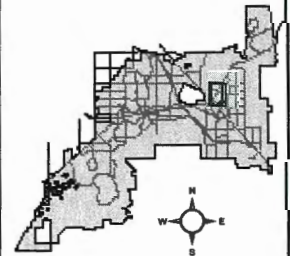


PUBLIC WORKS,  
PARKS & RECREATION  
DEPARTMENT



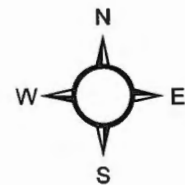
City of Henderson  
REGIONAL FLOOD  
CONTROL DISTRICT

EXHIBIT A



#### Legend

- Proposed Facility
- MPU Regional Facility
- Assessors Parcels



This map is offered as a general reference  
guide only. Neither warranty of accuracy is  
intended nor should any be assumed.

MAP NAME:

EXHIBIT A

AUTHOR: DATE:

D.C.T. 2/11/2016

FILE:

P:\workareas\pworks\FloodControl  
ExhibitA\mxds\HEN23B16

# EXHIBIT A

CENTER STREET STORM DRAIN - HEN23B16

**CLARK COUNTY  
REGIONAL FLOOD CONTROL DISTRICT**

**AGENDA ITEM**

SUBJECT:

MASTER PLAN CHANGE  
DUCK CREEK WASH

***THIS IS A PUBLIC HEARING***

**RECOMMENDATION SUMMARY**

STAFF: Approve and recommend that the Board find the Master Plan Change:

1. Is consistent with the general principles set forth in subsection 3 of NRS 543.590;
2. Is hydraulically similar to the facility proposed in the Master Plan;
3. Is the most cost-effective structural or regulatory means of controlling flood waters; and
4. Does not adversely affect the continued implementation of the Master Plan.

TECHNICAL ADVISORY: Follow staff recommendation.

CITIZENS ADVISORY: Follow staff recommendation.

RFCD AGENDA ITEM #14 DATE: 08/11/16
---

CLARK COUNTY  
REGIONAL FLOOD CONTROL DISTRICT

AGENDA ITEM

**SUBJECT:**

MASTER PLAN CHANGE FOR THE DUCK CREEK WASH

**PETITIONER:**

DENIS CEDERBURG, DIRECTOR OF PUBLIC WORKS

**RECOMMENDATION OF PETITIONER:**

IT IS RECOMMENDED THAT THE CLARK COUNTY REGIONAL FLOOD CONTROL DISTRICT APPROVE THE MASTER PLAN CHANGE FOR THE DUCK CREEK WASH (FOR POSSIBLE ACTION)

**FISCAL IMPACT:** None by this action


**BACKGROUND:**

A change to the 2013 Master Plan Update (MPU) is proposed to address alignment and facility type changes to existing/future regional flood control facilities resulting from the development of the BLM 160 project site. The differences presented in this Master Plan Change (MPC) from the 2008/2013 MPU are identified as the following:

- Subbasins DCD310 and DMD330 have been revised to reflect the new alignment and slightly revised boundary based on the proposed BLM 160 improvements.
- The Duck Creek Wash (DCWA) alignment has been adjusted to accommodate the proposed BLM 160 development. In addition, a reinforced concrete arch storm drain is proposed through the BLM 160 site (DCWA 1748) in place of the existing berm (previous DCWA 1748) and future concrete channel (DCWA 1775) per the 2013 MPU.

The proposed cost of the revised DCWA facilities is estimated to be \$4.0 million compared to the \$2.0 million cost shown in the 2013 MPU. However, the developer will bear the cost of the \$3.4 million DCWA 1748 facility. Therefore, the cost to the District is \$0.6 million for ultimate implementation of the facility. The proposed MPC is consistent with the general principles set forth in NRS 543.597 and subsection 3 of NRS 543.590, is hydraulically similar to the facilities recommended in the 2013 MPU, and this MPC represents the most cost-effective structural and regulatory means of controlling floodwaters. These facilities do not adversely affect the continued implementation of the MPU.

Respectfully submitted,



DENIS CEDERBURG  
Director of Public Works

<b>TAC AGENDA</b> <b>ITEM # 09</b> <b>Date: 07.28.16</b>	<b>RFCD AGENDA</b> <b>ITEM # 14</b> <b>Date: 08.11.16</b>
<b>CAC AGENDA</b> <b>ITEM # 09</b> <b>Date: 08.01.16</b>	



Regional Flood Control District  
AGENDA ITEM DEVELOPMENT

**Staff Discussion:**

Date: 07/18/16

**MASTER PLAN CHANGE – DUCK CREEK WASH**

Clark County has submitted a request for a Master Plan Change in accordance with NRS 543.597.

A change to the 2013 Master Plan Update (MPU) is proposed to address alignment and facility type changes to existing/future regional flood control facilities resulting from the development of the BLM 160 project site. The differences presented in this Master Plan Change (MPC) from the 2008/2013 MPU are identified as the following:

- Subbasins DCD310 and DMD330 have been revised to reflect the new alignment and slightly revised boundary based on the proposed BLM 160 improvements.
- The Duck Creek Wash (DCWA) alignment has been adjusted to accommodate the proposed BLM 160 development. In addition, a reinforced concrete arch storm drain is proposed through the BLM 160 site (DCWA 1748) in place of the existing berm (previous DCWA 1748) and future concrete channel (DCWA 1775) per the 2013 MPU.

The proposed cost of the revised DCWA facilities is estimated to be \$4.0 million compared to the \$2.0 million cost shown in the 2013 MPU. However, the developer will bear the cost of the \$3.4 million DCWA 1748 facility. Therefore, the cost to the District is \$0.6 million for ultimate implementation of the facility. The proposed change MPC is consistent with the general principles set forth in NRS 543.597 and subsection 3 of NRS 543.590, is hydraulically similar to the facilities recommended in the 2013 MPU, and this MPC represents the most cost-effective structural and regulatory means of controlling floodwaters. These facilities do not adversely affect the continued implementation of the MPU.

**Staff Recommendation:**

Approve and recommend that the Board find the Master Plan Change:

1. Is consistent with the general principles set forth in subsection 3 of NRS 543.590;
2. Is hydraulically similar to the facility proposed in the Master Plan;
3. Is the most cost-effective structural or regulatory means of controlling flood waters; and
4. Does not adversely affect the continued implementation of the Master Plan.

**Discussion by Technical Advisory Committee:**

AGENDA  
#09 Date: 07/28/16

**Recommendation:**

Follow staff recommendation.

<b>Discussion by Citizens Advisory Committee:</b>	<b>AGENDA</b> #09 Date: 08/01/16
<b>Recommendation:</b>  Follow staff recommendation.	

081116 MPC-Duck Creek Wash-aid

RAH1515.001

July 18, 2016

Steven Parrish, P.E., CFM –General Manager  
Clark County Regional Flood Control District  
600 S. Grand Central Parkway, Suite 300  
Las Vegas, NV 89106-4511

**Subject: Executive Summary for Duck Creek Wash Change to the  
2013 Las Vegas Valley Flood Control Master Plan Update**

Mr. Parrish:

Submitted for your review is this *Duck Creek Wash Change to the 2013 Las Vegas Valley Flood Control Master Plan Update*. This Master Plan Change (MPC) was prepared to address alignment and facility type changes to existing/future regional flood control facilities resulting from the development of the BLM 160 project site. A technical study entitled, *Technical Drainage Study for BLM 160 Mainline Conveyance* prepared by Slater Hanifan Group (SHG), has received approval from Clark County Public Works (CCPW) with condition of processing a MPC to the 2013 Las Vegas Valley Flood Control Master Plan Update (2013 MPU). The existing 2013 MPU has existing/future flood control facilities relevant to those proposed as part of the BLM 160 project and this MPC addresses revisions to the 2013 MPU to conform to the proposed development. The drainage patterns and necessary regional facilities were presented in the approved *Technical Drainage Study* that has received CCRFCD concurrence.

The differences presented in this MPC from the 2008/2013 MPU are identified as the following:

- Subbasins DCD310 and DMD330 have been revised to reflect the new alignment and slightly revised boundary based on the proposed BLM 160 improvements.
- The Duck Creek Wash (DCWA) alignment has been adjusted to accommodate the proposed BLM 160 development. In addition, an arch is proposed through the BLM 160 site (DCWA 1748) in place of the existing berm (previous DCWA 1748) and future concrete channel (DCWA 1775) per the 2013 MPU.

In total, the estimated costs for flood control facilities are higher than the previous master plan as shown in the table below. However, the developer of the BLM 160 project site will bear the cost of the DCWA 1748 facility. Therefore, the cost to CCRFCD has been reduced from almost \$2 million to construct facilities DCWA 1775 and 1803 to about \$0.6 million to construct just facility DCWA 1805.

Comparison of Category A Flood Control Facilities for Duck Creek Wash MPC vs. 2013 MPU					
Duck Creek Wash Change			2013 CCRFCD MPU		
ID / River Mile	Facility Description	Adjusted* Total Cost	ID / River Mile	Facility Description	Adjusted* Total Cost
DCWA	DUCK CREEK WASH		DCWA	DUCK CREEK WASH	
1748	20'W 9'H RCA	\$3,468,613	1775	Conc Chnl 20'W 6'D 2:1 SS	\$1,166,921
1805	Conc Chnl 20'W 6'D 2:1 SS	\$578,530	1803	Conc Chnl 20'W 6'D 2:1 SS	\$821,776
Duck Creek Wash MPC Category A Facilities			2013 CCRFCD MPU Category A Facilities		
Total Cost:		\$4,047,143	Total Cost:		\$1,988,696


\*As requested by CCRFCD, a 0.773 factor is applied to the total cost.

This Master Plan Change sets forth the most cost effective structural and regulatory means for correcting existing problems of flooding in the area and dealing with the probable effects of future development (NRS 543.590[3]). All hydrologic and hydraulic analyses prepared by this Amendment are in conformance with CCRFCD criteria outlined when preparing the 2013 MPU. Adoption of this Amendment conforms to the District's mission to *"...improve the protection of life and property for existing residents, future residents, and visitors from the impacts of flooding."*

If you have any questions or require additional information, please do not hesitate to contact us at 702-284-5300.

Respectfully Submitted,

SLATER HANIFAN GROUP



Amy Poehmann, P.E.  
Assistant Project Manager - Flood Control Division

pc: Mark Failla - SHG  
Todd Steadham - SHG  
Efraim Balizan - SHG  
Brian Walsh - Richmond American Homes



**CLARK COUNTY  
REGIONAL FLOOD CONTROL DISTRICT**

**AGENDA ITEM**

**SUBJECT:**

**STORMWATER QUALITY MANAGEMENT PROGRAM  
RECEIVE A PRESENTATION**

**RECOMMENDATION SUMMARY**

**STAFF:** Receive the presentation.

**TECHNICAL ADVISORY:** The Technical Advisory Committee did not hear this item.

**CITIZENS ADVISORY:** The Citizens Advisory Committee did not hear this item.

**RFCD AGENDA  
ITEM #15  
DATE: 08/11/16**

CLARK COUNTY  
REGIONAL FLOOD CONTROL DISTRICT

AGENDA ITEM

**SUBJECT:**

STORMWATER QUALITY MANAGEMENT PROGRAM

**PETITIONER:**

STEVEN C. PARRISH, P.E., GENERAL MANAGER/CHIEF ENGINEER

**RECOMMENDATION OF PETITIONER:**

THAT THE CLARK COUNTY REGIONAL FLOOD CONTROL DISTRICT BOARD OF DIRECTORS RECEIVE A PRESENTATION ON THE STATUS OF THE REGIONAL STORMWATER QUALITY MANAGEMENT PROGRAM

**FISCAL IMPACT:** None.

**BACKGROUND:** Clark County and the cities of Henderson, Las Vegas and North Las Vegas own and operate municipal separate storm sewer systems (MS4) that discharge stormwater runoff to the Las Vegas Wash. The Clark County Regional Flood Control District, Clark County and the cities (collectively the Permittees) have worked cooperatively with the Nevada Division of Environmental Protection (NDEP) to comply with the National Pollutant Discharge Elimination System Permit Program, as authorized by the Clean Water Act and the associated MS4 Permit, since December of 1990. In February and March of 2014, NDEP conducted an audit of the Las Vegas Valley MS4 Program to assess compliance with the current Permit and associated Stormwater Management Plan. On August 24, 2015, NDEP provided a report to the Permittees detailing the results of the audit. On November 12, 2015, the Board received a presentation on the status of the Stormwater Program and audit, and adopted Resolution No. 15-8 reaffirming commitment to the effective implementation of the Stormwater Program and compliance with the Permit.

At this time, the Board is being asked to receive an update on the status of the audit response and activities related to the Stormwater Program.

Respectfully submitted,

RFCD AGENDA  
ITEM #15  
Date: 08/11/16



Steven C. Parrish, P.E.  
General Manager/Chief Engineer

Regional Flood Control District  
AGENDA ITEM DEVELOPMENT

<b>Staff Discussion:</b>	Date: 08/02/16
<b>STORMWATER QUALITY MANAGEMENT PROGRAM</b>	
<p>Clark County and the cities of Henderson, Las Vegas and North Las Vegas own and operate municipal separate storm sewer systems (MS4) that discharge stormwater runoff to the Las Vegas Wash. The Clark County Regional Flood Control District, Clark County and the cities (collectively the Permittees) have worked cooperatively with the Nevada Division of Environmental Protection (NDEP) to comply with the National Pollutant Discharge Elimination System Permit Program, as authorized by the Clean Water Act and the associated MS4 Permit, since December of 1990. In February and March of 2014, NDEP conducted an audit of the Las Vegas Valley MS4 Program to assess compliance with the current Permit and associated Stormwater Management Plan. On August 24, 2015, NDEP provided a report to the Permittees detailing the results of the audit. On November 12, 2015, the Board received a presentation on the status of the Stormwater Program and audit, and adopted Resolution No. 15-8 reaffirming commitment to the effective implementation of the Stormwater Program and compliance with the Permit.</p> <p>At this time, the Board is being asked to receive an update on the status of the audit response and activities related to the Stormwater Program.</p>	
<b>Staff Recommendation:</b>  Receive the presentation.	
<b>Discussion by Technical Advisory Committee:</b>	AGENDA # Date:
<b>Recommendation:</b>  The Technical Advisory Committee did not hear this item.	
<b>Discussion by Citizens Advisory Committee:</b>	AGENDA # Date:
<b>Recommendation:</b>  The Citizens Advisory Committee did not hear this item.	

16. **Comments By the General Public**

A period devoted to comments by the general public about matters relevant to the Regional Flood Control District Board of Directors jurisdiction will be held. No vote may be taken on a matter not listed on the posted agenda. Comments will be limited to three minutes. Please step up to the speaker's podium, clearly state your name and address and please **spell** your last name for the record. If any member of the Regional Flood Control District Board of Directors wishes to extend the length of a presentation, this will be done by the Chairman, or the Regional Flood Control District Board of Directors by majority vote.

All comments by speakers should be relevant to the Regional Flood Control District Board of Directors action and jurisdiction.